



Government of India
 Ministry of Statistics and
 Programme Implementation




Annual Report

2 0 2 3 - 2 4



INDEX

S.NO.	CHAPTER	PAGE NO.
1	Introduction	1-6
2	National Statistical Commission (NSC)	7
3	National Statistical Office	8-34
4	National Sample Survey Office (NSSO)	35-47
5	Member of Parliament Local Area Development Scheme (MPLADS)	48-52
6	Infrastructure and Project Monitoring	53-56
7	Indian Statistical Institute	57-70
8	Training and Capacity Building	71-74
9	Computer Centre	75-78
10	Policy Implementation and Monitoring Division (PIMD)	79-80
11	India in United Nations	81-82
12	Statistical Services	83-85
13	Support for Statistical Strengthening Sub-Scheme	86-88
14	Progressive Use of Official Language (Rajbhasha)	89-91
15	Other Activities	92-96
Annexure		
IA	Organisation Chart of MoSPI	97
IB	Organisation Chart - National Statistical Commission	98
IC	Abbreviations Used	99-100
II	Allocation of Business to the Ministry of Statistics and Programme Implementation	101-102
IIIA	Statement of Budget Estimate (SBE) –Annual Plan 2023-24 Ministry of Statistics and Programme Implementation	103
IIIB	Total Plan Gross Budgetary Support (GBS) for 2022-23 (BE and RE) For North-Eastern Region	104
IIIC	Total Plan Gross Budgetary Support (GBS)for 2023-24 (BEandRE) For North-Eastern Region.	105
IV	List of publications being brought out by various Divisions of Ministry	106-109
V	Position of Action Taken Note (ATN) for the Year 2022-23	110
VI(A)	Annual Statement showing the Representation of SCs, STs And OBCs and number of Appointments made during the preceding Calendar Year	111
VI(B)	Annual Statement showing the Representation of Persons with Disabilities in Services	112



Chapter 1

Introduction

1.1 The Ministry of Statistics and Programme Implementation (MoSPI) came into existence as an independent Ministry on 15 October 1999 after the merger of the Department of Statistics and the Department of Programme Implementation. The Ministry is the nodal agency for planned and organized development of the statistical system in the country and coordination of statistical activities among different stakeholders in Government of India, State Governments, Union Territories as well as meeting requirements of the International Agencies.

1.2 The Ministry has two wings viz. the Statistics Wing and the Programme Implementation (PI) Wing. There is one Autonomous Body known as the Indian Statistical Institute (ISI), which is an institute of national importance by an Act of Parliament, viz. The Indian Statistical Institute Act 1959, which is a renowned and premier institute in the field of Statistics in the country. In addition, there is a National Statistical Commission (NSC), which was created through a Resolution of Government of India with effect from 12 July 2006 with a mandate to evolve policies, priorities and standards in statistical matters. The organisation chart of the Ministry is at Annexure IA and IB.

1.3 MoSPI is the nodal Ministry of the Government of India for all statistical matters and attaches considerable importance to coverage and quality aspects of statistics released in the country. MoSPI uses technology to achieve the same. The statistics released by the Ministry are based on administrative sources, surveys and censuses conducted by the Central and State Governments and non-official sources and studies. The surveys conducted by the Ministry are based on scientific sampling methods. Data is collected through dedicated field staff who are regularly trained in the concepts and definitions of the items and the scope of the survey. In line with the emphasis on the quality of statistics released by the Ministry, the methodological issues concerning the compilation of national accounts are over seen by an Advisory Committee on National Accounts, industrial statistics by a Standing Committee on Industrial Statistics and price and cost of living indices by a Technical Advisory Committee on Statistics of Price and Cost of Living (TAC on SPCL). The Ministry compiles data-sets based on current data, after applying standard statistical techniques and extensive scrutiny and supervision.

1.4 The Statistics Wing, called National Statistical Office (NSO) coordinates the statistical activities in the country and is responsible for evolving and laying down statistical standards. India is a subscriber to the International Monetary Fund's (IMF) Special Data Dissemination Standards (SDDS) and is currently fulfilling the Standards. The Ministry maintains an 'Advance Release Calendar' for its data categories covered under the SDDS, which is disseminated on the Ministry's website as well as on the Dissemination Standards Bulletin Board (DSBB) of the IMF. The Ministry releases the datasets covered under the Real Sector of SDDS through press notes and its website simultaneously. India has a strong system of official statistics and is among the

leading countries in the area of official statistics. The Ministry's officials have been associated with international agencies on the development of methodologies, particularly in the areas of national accounts, informal sector statistics, large-scale sample surveys, conduct of censuses, service sector statistics, non-observed economy, social sector statistics, environmental statistics and classifications, statistical compilations and international practices. The contribution of the Ministry's officials in international meetings on these subjects has been highly appreciated.

1.5 Recently, it has been decided that:

- i) The nomenclature of Data Quality Assurance Division (DQAD) and Data Informatics Innovation Division (DIID) stands reverted back to Data Processing Division (DPD) and Computer Centre respectively, with their original roles and responsibilities.
- ii) As per earlier situation, Computer Centre and Central Statistics Office (CSO) to continue to function as the attached offices of the Ministry, with their original roles and responsibilities.
- iii) National Sample Survey Office (NSSO) and its constituents viz. Survey Coordination Division (SCD), Data Processing Division (DPD), Survey Design and Research Division (SDRD) and Field Operations Division (FOD) to continue to function as Subordinate Offices of the Ministry, with their original roles and responsibilities.

1.6 The Programme Implementation (PI) Wing has two Divisions, namely (i) Members of Parliament Local Area Development Scheme (MPLADS) and (ii) Infrastructure and Project Monitoring Division (IPMD). The MPLAD Scheme is a Central Sector Scheme, fully funded by the Government of India, which was announced on 23 December 1993 by the then Prime Minister of India in the Parliament. Hon'ble Members of Parliament are allocated annual authorization of ₹5 crore at the beginning of each financial year subject to certain conditions. The main objective of the Scheme is to enable each Member of Parliament to recommend works of developmental nature with emphasis on the creation of durable community assets based on the locally felt needs of the people. The Infrastructure Projects Monitoring Division (IPMD) undertakes the monitoring of projects above ₹150 crore.

1.7 The **National Accounts Division** (NAD) of the Central Statistics Office (CSO), MoSPI is responsible for preparation of national accounts, which include the estimates of Gross Domestic Product (GDP), National Income, Government/Private Final Consumption Expenditure, Capital Formation and Saving along with details of transactions of institutional sectors. NAD annually brings out a publication titled 'National Accounts Statistics', containing these statistics. NAD releases annual and quarterly estimates of Gross Domestic Product (GDP) from time to time as per pre-specified schedule given in Advance Release Calendar. As per second Advance Estimate (SAE) of Gross Domestic Product (GDP) for FY 2023-24 released on February 29, 2024 the growth in real Gross Domestic Product (GDP) during 2023-24 was estimated at 7.6 per cent as compared to the

growth rate of 7.0 per cent in 2022-23. Real Gross Value Added (GVA) at Basic Prices is estimated at ₹158.28 lakh crore in 2023-24, as against ₹148.05 lakh crore in 2022-23, showing the growth of 6.9 per cent.

1.8 The **Consumer Price Index (CPI)** is designed to measure the changes over time in general level of retail prices of selected goods and services that household purchase for the purpose of consumption. CPI numbers are widely used as macroeconomic indicator of inflation, and also as a tool by government and Reserve Bank of India (RBI) for targeting inflation and monitoring price stability. CPI is also used as deflator in the National Accounts. The Reserve Bank of India (RBI) uses CPI, released by MoSPI, as measure of inflation for its bimonthly monetary policy announcement. MoSPI released Consumer Price Index (CPI) on Base 2012=100 for All India Rural, Urban and Combined for the month of March, 2024 which were 187.8, 183.6 and 185.8, showing an annual inflation rate of 5.51%, 4.14% and 4.85% respectively. All-India Consumer Food Price Index (CFPI) for the month of March, 2024 for Rural, Urban and Combined were 187.8, 193.4 and 189.8 respectively. All India year-on-year inflation rates for CFPI for the month of March, 2024 for Rural, Urban and Combined sector were 8.55%, 8.41% and 8.52% respectively. The NSO, MoSPI releases data on Inflation and CPI on 12th of every month (on next working day, in case of 12th being a holiday). Therefore, time lag in release of this data is only 12 days. The release contains State-wise comprehensive inflation figures for the usage of various stakeholders.

1.9 **International Comparison Programme (ICP)** is the largest statistical initiative in the world under the aegis of United Nations Statistics Division (UNSD). The World Bank is implementing this programme at global level and Asian Development Bank is the nodal implementing agency at Asia and the Pacific Region. The main objectives of ICP are to produce Purchasing Power Parities (PPPs) and Price Level Indices and to convert volume and per capita measures of GDP into common currencies using PPPs. India has been participating in ICP since 1970 and MoSPI is the nodal implementing agency to represent India in this programme. The **Price Statistics Division (PSD)** of National Statistical Office, MoSPI is responsible for providing data to ADB for inter-country validations and compilation of PPP etc. The data for ICP is collected from different sources including Field Operations Division (FOD) of MoSPI, Administrative Data, Surveys and Other Sources available with various ministries. At present, ICP 2021 round is going on and the results are about to release soon.

1.10 The **Index of Industrial Production (IIP)** with the base year 2011-12 is compiled and published by the **Economic Statistics Division (ESD)** of MoSPI on the 12th of every month (or the previous working day if the 12th is a holiday) with a time lag of six weeks from the reference month. The IIP covers three sectors namely Mining, Manufacturing, and Electricity. The IIP for 2023-24 stands at 146.7, registering growth of 5.9 percent against 5.2 percent of 2022-23.

1.11 The **Economic Census (EC)** is being conducted by MoSPI as a Central Sector Sub Scheme under the umbrella scheme Capacity Development, EC gives the total count of non-farm establishments in the formal and informal sectors and the number of workers working therein along with other cross-sectional parameters at the lowest level of geography.

1.12 The Ministry is entrusted with the development of indicator framework for **Sustainable Development Goals** (SDGs) in India to facilitate monitoring of SDGs. The **Social Statistics Division** of NSO developed a National Indicator Framework (NIF) for SDGs with identified data sources and periodicity for facilitating the monitoring of the SDGs at national level. The framework is dynamic in nature and is reviewed and refined every year. Presently, in SDG NIF 2023, there are 284 national indicators with identified data sources and periodicity. The division also compiles Environment Account using United Nations System of Environmental Economic Accounting Framework (UNSEEA Framework). The set of accounts released in 2023 included new areas such as Material Flow Accounts and accounts on Soil Erosion Prevention Services by Forests as well as updation on Solid Waste Accounts, Fish Provisioning Services. The publications brought out by the Division during 2023-24 include Sustainable Development Goals National Indicator Framework Progress Report 2023, Data Snapshot on Sustainable Development Goals National Indicator Framework Progress Report 2023, Sustainable Development Goals – National Indicator Framework 2023, EnviStats India 2023 Vol. I: Environment Statistics, EnviStats India Explainer Series on Soil Erosion Prevention Services provided by croplands, EnviStats India 2023 Vol.II: Environment Accounts and Women and Men in India, 2022.

1.13 National Sample Survey Office (NSSO) in Ministry of Statistics & Programme Implementation is responsible for conducting large scale sample surveys in diverse fields on All India basis. Primary data is collected regularly through nation-wide household surveys on various Socio-Economic subjects, Annual Survey of Industries (ASI) under the Collection of Statistics Act and Enterprise Surveys as a follow up of the Economic Census. Besides these surveys, NSSO collects data on rural and urban prices and plays a significant role in the improvement of crop statistics through supervision of the area enumeration and crop estimation surveys of the state agencies. It also maintains a frame of urban area units for drawing samples for Socio-Economic Surveys in urban areas.

1.14 Statistics Day: In recognition of the notable contributions made by (Late) Professor Prasanta Chandra Mahalanobis in the field of economic planning and statistical development, the Government of India has designated 29th June every year, coinciding with his birth anniversary, as the Statistics Day in the category of Special Days to be celebrated at the national level. The objective of this Day is to create public awareness, among the people specially the younger generation for drawing inspiration from (Late) Prof. Mahalanobis about the role of statistics in socio-economic planning and policy formulation.

1.15 MoSPI celebrated 17th Statistics Day on June 29, 2023 at Scope Convention Centre, Scope Complex, Lodhi Road, New Delhi. The theme for the “Statistics Day” 2023 was “Alignment of State Indicator Framework with National Indicator Framework for Monitoring Sustainable Development Goals”. The event was also live streamed through various social media platforms of the Ministry.

1.16 The Computer Centre which was set up in 1967 is responsible for i) Design, Development and Maintenance of the Ministry's website, Data Catalogue & CPI Web Portal, ii) Dissemination of reports and Statistics produced by the Ministry as per the best practices including the International Household Survey Network (IHSN) framework and SDMX (Statistical Data and Metadata exchange) guidelines as applicable; and (iii) Facilitating NIC Cloud Services for hosting and maintenance of the applications/ portals of Ministry.

1.17 MoSPI's website (<http://www.mospi.gov.in>) has been designed using latest technology and it provides an integrated digital experience to users. Apart from providing information about Ministry's role, activities, contacts, etc., the website is a platform having all the statistical publications/ reports, data and dashboards of MoSPI. As a step towards incorporating best global practices as well as meeting the requirements of various stakeholders, certain enhancements have been undertaken in the MoSPI website viz.

- Inclusion of NIC code finder to facilitate searching the appropriate code as per National Industry Classification of any Industry group easily with the help of some key words from and vice- versa.
- An FOD office locator has also been developed and placed on the website to showcase the expanse of MoSPI field offices in India
- Display of prominent KPIs (Key Performance Indicators) on its homepage,
- Inclusion of data visualizations section pertaining to most widely reported products of MoSPI, etc.
- Visualization Section consisting of more than 1400 data visualizations

There has been substantial increase in footfall of website and it has recorded a growth of more than 200 per cent in the last one year starting from March 2023.

1.18 The Administration Division of the Ministry deals with administrative/establishment and service related matters of the officers of the Central Secretariat Service (CSS), Central Secretariat Stenographers Service (CSSS), Central Secretariat Official Language (CSOL), Central Secretariat Clerical Service (CSCS) and Minister's Staff posted in the Ministry. In addition to the above, Administration Division of the Ministry also deals with service matters of the officers of Central Staffing Scheme posted in the Ministry. It also functions as the Cadre Controlling Authority of officers of Indian Statistical Service (ISS) and Subordinate Statistical Service (SSS) cadres and Multi-Tasking Staff (MTS) including matters relating to their training, career progression and manpower planning.

1.19 MoSPI acts as the Nodal Ministry for the Indian Statistical Institute (ISI) and ensures its functioning in accordance with the provisions of the Indian Statistical Institute Act, 1959¹. It also administers the Collection of Statistics Act, 2008².

¹Act No. 57 of 1959

²Act No. 7 of 2008

1.20 The Allocation of Business to the Ministry of Statistics and Programme Implementation is placed at **Annexure II**. The website of the Ministry is <https://www.mospi.gov.in> and it has been designed, created and is being maintained by the Computer Centre of NSO of the Ministry. A large number of reports of the Ministry are available on the website for access/use of various stakeholders. A system of on-line registration has also been introduced for downloading/viewing the reports.

1.21 The total budget allocation of the Ministry at BE stage for the financial year 2023-24 is ₹5,443.40 crore (Scheme and Non-Scheme) of which ₹4558.50 crore is for Scheme and ₹884.90 crore is for Non-Scheme. The requirements and priorities of its attached and subordinate offices are kept in view while making budgetary allocations to them by this Ministry.

Chapter 2

National Statistical Commission (NSC)

2.1 Followed by the decision of the Cabinet to accept a recommendation of the Rangarajan Commission, which reviewed the Indian Statistical System in 2001, Government of India through a Resolution dated 1 June 2005 decided to set up the National Statistical Commission (NSC) and the NSC was constituted on 12 July 2006 with a mandate to evolve policies, priorities and standards on statistical matters. The resolution has undergone several revisions, which are summarized in the resolution dated 5 Nov 2019. NSC has a part-time Chairperson and four part-time Members, each having specialization and experience in specified statistical and allied fields. Besides, Chief Executive Officer of the NITI Aayog is the ex-officio member of the NSC. The tenure of a part-time Chairperson/Member is three years. The Chief Statistician of India is the Secretary to the NSC.

2.2 The names of the part-time Chairperson and part-time Members of the NSC as on 31 March 2024 are as follows:

S.no	Name & Designation	Tenure up to
1	Prof. Rajeeva Laxman Karandikar, Chairperson	8 Dec 2022 - 7 Dec 2025
2	Prof. Mukesh Mohania, Member	1 Dec 2022 - 30 Nov 2025
3	Shri Asit Kumar Sadhu, Member	5 Dec 2022 - 4 Dec 2025
4	Prof. A. Ganesh Kumar, Member	18 Mar 2024 - 17 Mar 2027
5	Prof. Debasis Kundu, Member	19 Mar 2024 - till attaining age of 65 years

2.3 The functions of the NSC are laid down in the Government of India Resolution dated 5 November 2019.

Chapter 3

National Statistical Office

3.1 National Statistical Office (NSO) coordinates the statistical activities in the country and is responsible for evolving and laying down statistical standards. Its activities *inter alia* include compilation of National Accounts, Index of Industrial Production, Consumer Price Indices for Urban/Rural/ Combined, Human Development Statistics including Gender Statistics and Economic Census and imparting training in Official Statistics and National Sample Survey activities through a subordinate office of this Ministry namely, Field Operations Division (FOD). NSO also assists in development of statistics in the States and Union Territories and disseminates Energy Statistics, Social and Environmental Statistics and prepares the National Industrial Classification.

3.2 NSO has an important role in the context of multi-domain statistics like gender, education, health, food security etc. and plays the critical role of setting up collaborations across the different agencies of the government, so that the efforts of each of these agencies could be accumulated to efficiently produce timely statistics that reflect the different aspects of these economically and socially relevant phenomena in the country. One of the roles that the NSO assumes is that of an aggregator of information of these multi-domain statistics, so that the policy makers and users have all the necessary information in one place. The function of this consolidated dataset is to provide basic information for decision making, evaluations and assessments at all levels. In this regard, the Social Statistics Division, on behalf of NSO, produces certain annual publications as also subject-specific ad-hoc publications, which are usually the outcome of certain user demands.

3.3 The Divisions represents the NSO in several expert/technical groups and committees formed in the various Ministries and Departments both at the Centre and State levels and plays a key role in not just ensuring coordination among the different statistical agencies within the country, but also in emphasizing the use of standardized concepts, classifications and methods to promote the consistency and efficiency of statistical systems at all levels. Various divisions in NSO play the crucial role of developing capacities across the different agencies so as to improve the robustness and coverage of the existing indicator-set in respect of multi-domain statistics.

National Accounts

3.4 The National Accounts Division (NAD) of the Central Statistics Office (CSO), MoSPI is responsible for preparation of National Accounts, which include the estimates of Gross Domestic Product (GDP), National Income, Government/Private Final Consumption Expenditure, Capital Formation and Savings along with details of transactions of institutional sectors. NAD annually brings out a publication titled 'National Accounts Statistics', containing these estimates. NAD is responsible for preparation and release of Supply-Use Tables (SUT) and Input-Output Transaction Tables (IOTT) from time to time. NAD maintains liaison with international organizations on matters related to estimation of national income.

3.5 NAD also provides technical guidance and support to the State/ UT Directorates of Economics & Statistics (DESS) on compilation of estimates of State Income and related aggregates, including estimates of State Domestic Product. State level estimates of Gross Value Added (GVA) and Gross Fixed Capital Formation (GFCF) in respect of supra-regional sectors, namely, Railways, Communication, Services related to broadcasting, Financial Services and Central Government Administration are furnished by the NAD for the purpose.

3.6 In order to ensure comparability between the National and State level estimates, the NAD compiles comparable estimates of Gross and Net State Domestic Product (GSDP/NSDP) by economic activity and Per Capita Income estimates, in consultation with the DESS.

3.7 In compliance with the Special Data Dissemination Standards of the International Monetary Fund (IMF) and as per its own policy, the NAD releases annual and quarterly estimates of GDP from time to time as per pre-specified schedule given in Advance Release Calendar. Schedule of release of various estimates by NAD in 2023-24 is given below:

Calendar for Quarterly Estimates of GDP

Q3 of 2023-24 (October-December)	29 February 2024
Q4 of 2023-24 (January-March)	31 May 2024
Q1 of 2024-25 (April-June)	30 August 2024
Q2 of 2024-25 (July-September)	29 November 2024

Calendar for Annual Estimates of GDP

First Advance Estimates for 2023-24	05 January 2024
First Revised Estimates for 2022-23	29 February 2024
Second Advance Estimates for 2023-24	29 February 2024
Provisional Estimates for 2023-24	31 May 2024

3.8 Ministry has decided to do away with the Third Revised Estimates (TRE) of National Income, Consumption Expenditure, Saving and Capital Formation, for the years 2021-22 onward. Therefore, TRE of 2020-21 and Second Revised Estimate (SRE) of 2021-22 are Final Estimates for the respective years.

3.9 Industry wise estimates of GVA at both Current and Constant Prices along with expenditure side estimates as per Second Advance Estimates (SAE) for 2023-24 released on 29 February 2024 are given in the following statements and graphs:

**Statement 1: Second Advance Estimates of National Income and Expenditure Components of
GDP, 2023-24
(at 2011- 12 Prices)**

(₹ Crore)

Sl.No. Over	Item	2021-22 (2nd RE)	2022-23 (1st RE)	2023-24 (SAE)	Percentage Change Previous Year	
					2022-23	2023-24
	Domestic Product					
1	GVA at Basic Prices	13,876,840	14,804,901	15,827,708	6.7	6.9
2	Net Taxes on Products	1,145,006	1,266,528	1,462,573	10.6	15.5
3	Gross Domestic Product (GDP) @	15,021,846	16,071,429	17,290,281	7.0	7.6
4	Net Domestic Product (NDP)	13,066,058	13,986,798	15,061,632	7.0	7.7
	Expenditure Components #					
5	Private Final Consumption Expenditure (PFCE)	8,732,573	9,323,825	9,605,526		
6	Government Final Consumption Expenditure (GFCE)	1,480,394	1,613,726	1,662,078		
7	Gross Fixed Capital Formation (GFCF)	5,014,263	5,346,423	5,893,155		
8	Changes in Stocks (CIS)	160,203	183,464	192,587		
9	Valuables	283,099	229,167	260,747		
10	Exports	3,393,107	3,847,742	3,906,346		
11	Imports	3,543,745	3,919,021	4,346,728		
12	Discrepancies	-498,048	-553,897	116,571		
13	GDP	15,021,846	16,071,429	17,290,281		
	Share in GDP (%)					
14	Private Final Consumption Expenditure (PFCE)	58.1	58.0	55.6		
15	Government Final Consumption Expenditure (GFCE)	9.9	10.0	9.6		
16	Gross Fixed Capital Formation (GFCF)	33.4	33.3	34.1		
17	Changes in Stocks (CIS)	1.1	1.1	1.1		
18	Valuables	1.9	1.4	1.5		
19	Exports	22.6	23.9	22.6		

20	Imports	23.6	24.4	25.1		
21	Discrepancies	-3.3	-3.4	0.7		
22	GDP	100.0	100.0	100.0		
National Product						
23	Gross National Income (GNI)	14,827,920	15,831,133	17,034,386	6.8	7.6
24	Net National Income (NNI)	12,872,132	13,746,502	14,805,736	6.8	7.7
Per Capita Income, Product and Final Consumption						
25	Population* (in million)	1369	1383	1395		
26	Per Capita GDP (₹)	109,762	116,216	123,945	5.9	6.7
27	Per Capita GNI (₹)	108,345	114,478	122,110	5.7	6.7
28	Per Capita NNI (₹)	94,054	99,404	106,134	5.7	6.8
29	Per Capita PFCE (₹)	63,807	67,423	68,857	5.7	2.1

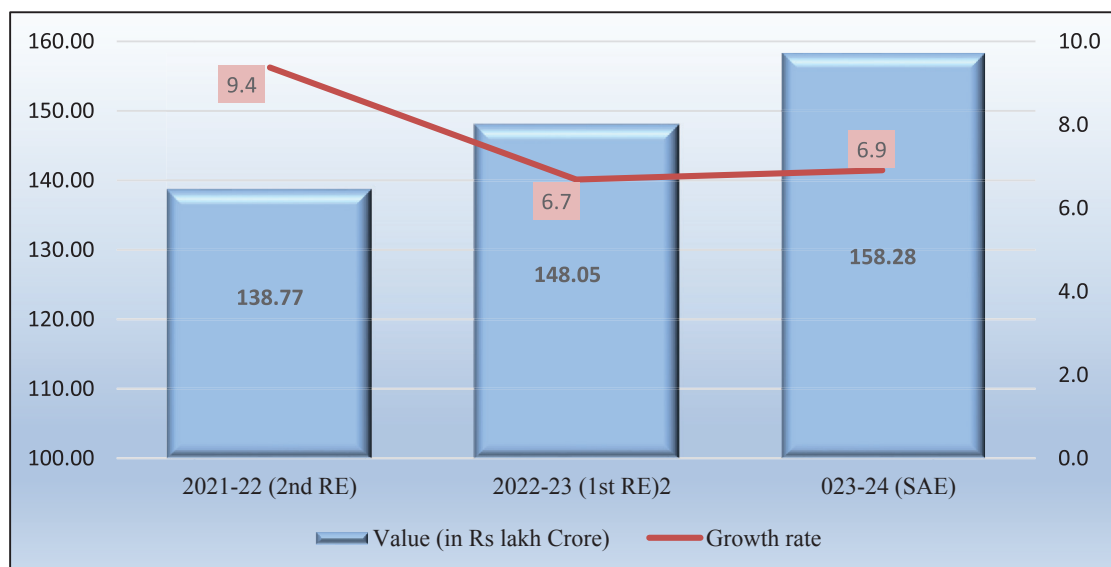
RE: Revised Estimates; SAE: Second Advance Estimates

@GDP (Production/Income Approach) = GVA at Basic Price + Net Taxes on Products

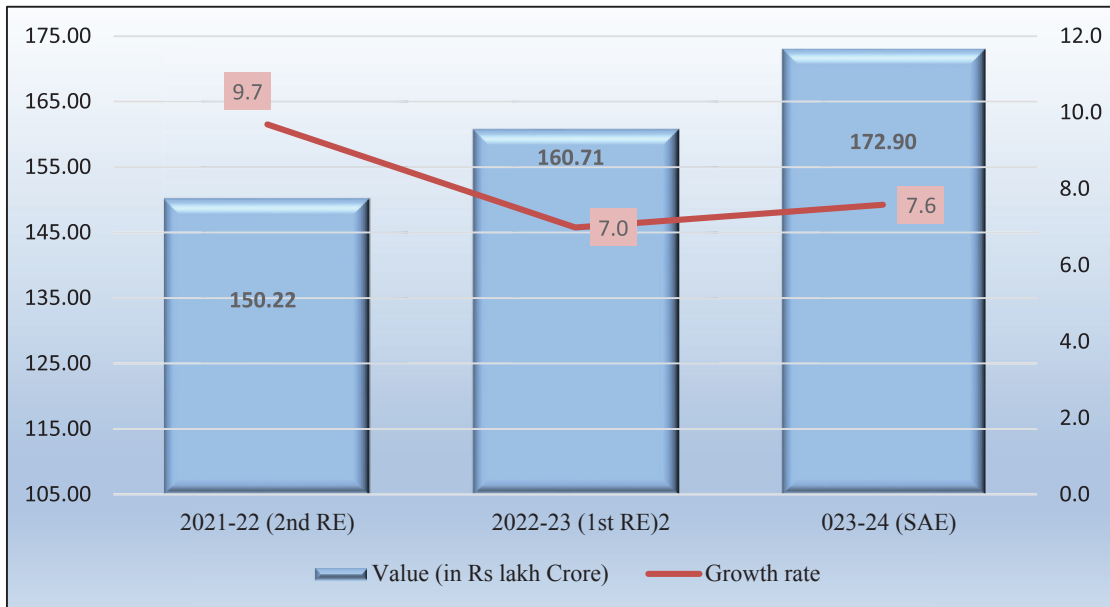
#Following Expenditure Approach, GDP = PFCE + GFCE + GFCF + CIS + Valuable +Export-Import.

Discrepancy refers to gap between GDP (Production/Income Approach) and GDP (Expenditure Approach)

*Relates to mid-financial year



**Annual Estimates of GDP and Y-o-Y Growth rate for last 3 Years
(at Constant Prices)**



**Annual Estimates of GVA at Basic Prices and Y-o-Y Growth rate for last 3 Years
(at Constant Prices)**

**Statement 2: Second Advance Estimates of National Income and Expenditure Components of
GDP, 2023-24
(at Current Prices)**

(₹ Crore)

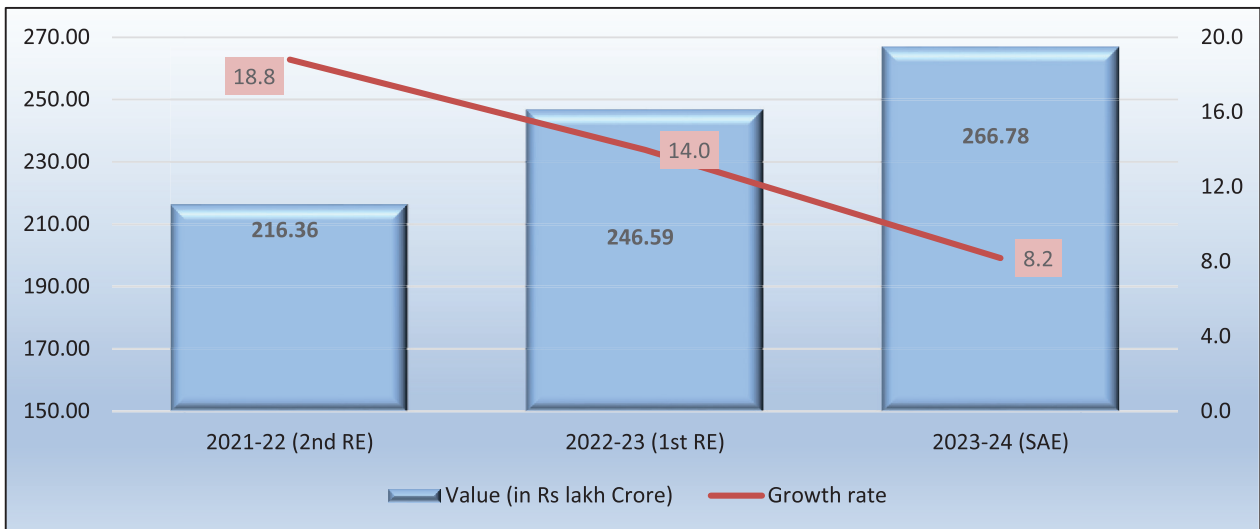
Sl.No. Over	Item	2021-22 (2nd RE)	2022-23 (1st RE)	2023-24 (SAE)	Percentage Change Previous Year	
					2022-23	2023-24
Domestic Product						
1	GVA at Basic Prices	21,635,584	24,659,041	26,677,679	14.0	8.2
2	Net Taxes on Products	1,961,815	2,290,605	2,712,007	16.8	18.4
3	Gross Domestic Product (GDP) @	23,597,399	26,949,646	29,389,686	14.2	9.1
4	Net Domestic Product (NDP)	20,930,595	23,809,748	25,992,750	13.8	9.2
Expenditure Components#						
5	Private Final Consumption Expenditure (PFCE)	14,382,704	16,422,535	17,734,041		
6	Government Final Consumption Expenditure (GFCE)	2,472,153	2,883,649	3,085,666		
7	Gross Fixed Capital Formation (GFCF)	6,979,647	8,286,979	9,207,604		
8	Changes in Stocks (CIS)	213,837	277,120	292,655		
9	Valuables	385,015	335,730	414,375		

10	Exports	5,049,645	6,252,449	6,433,885		
11	Imports	5,669,023	7,213,027	7,042,440		
12	Discrepancies	-216,578	-295,789	-736,100		
13	GDP	23,597,399	26,949,646	29,389,686		
	Share in GDP (%)					
14	Private Final Consumption Expenditure (PFCE)	61.0	60.9	60.3		
15	Government Final Consumption Expenditure (GFCE)	10.5	10.7	10.5		
16	Gross Fixed Capital Formation (GFCF)	29.6	30.7	31.3		
17	Changes in Stocks (CIS)	0.9	1.0	1.0		
18	Valuables	1.6	1.2	1.4		
19	Exports	21.4	23.2	21.9		
20	Imports	24.0	26.8	24.0		
21	Discrepancies	-0.9	-1.1	-2.5		
22	GDP	100.0	100.0	100.0		
	National Product					
23	Gross National Income (GNI)	23,319,590	26,579,339	28,958,373	14.0	9.0
24	Net National Income (NNI)	20,652,786	23,439,442	25,561,438	13.5	9.1
25	Gross National Disposable Income (GNDI)	23,925,034	27,398,551	29,839,727	14.5	8.9
26	Net National Disposable Income (NNDI)	21,258,230	24,258,653	26,442,791	14.1	9.0
	Per Capita Income, Product and Final Consumption					
27	Per Capita GDP (₹)	172,422	194,879	210,679	13.0	8.1
28	Per Capita GNI (₹)	170,392	192,201	207,587	12.8	8.0
29	Per Capita NNI (₹)	150,906	169,496	183,236	12.3	8.1
30	Per Capita GNDI (₹)	174,816	198,125	213,905	13.3	8.0
31	Per Capita PFCE (₹)	105,092	118,755	127,126	13.0	7.0

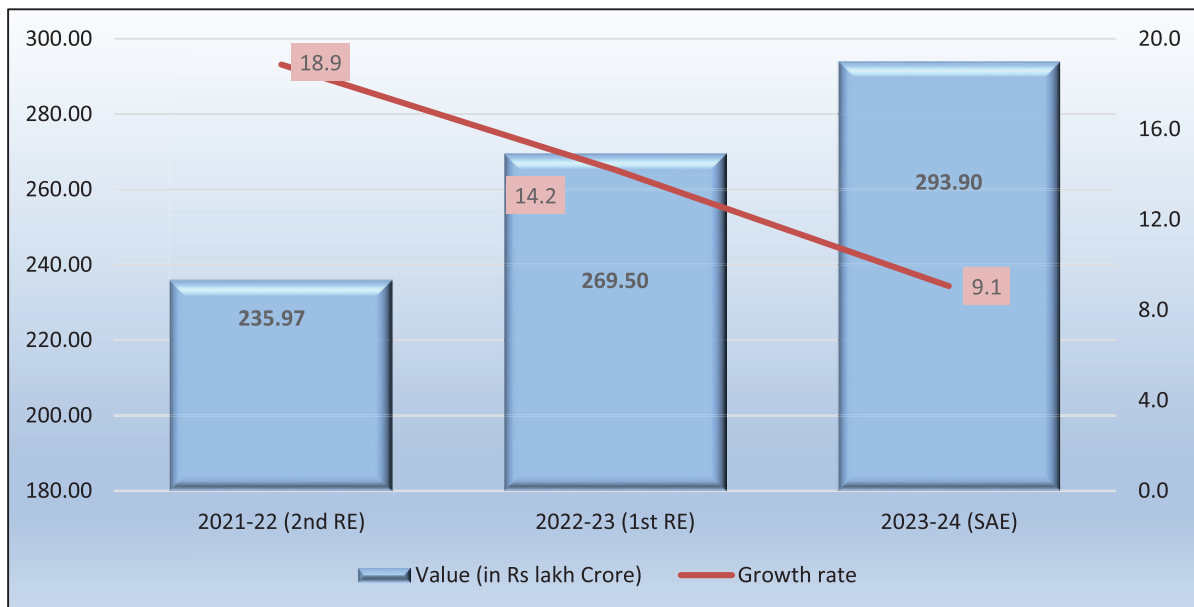
RE: Revised Estimates; SAE: Second Advance Estimates

@GDP (Production/Income Approach) = GVA at Basic Price + Net Taxes on Products

#Following Expenditure Approach, GDP = PFCE + GFCE + GFCF + CIS + Valuable + Export - Import. Discrepancy refers to gap between GDP (Production/Income Approach) and GDP (Expenditure Approach)



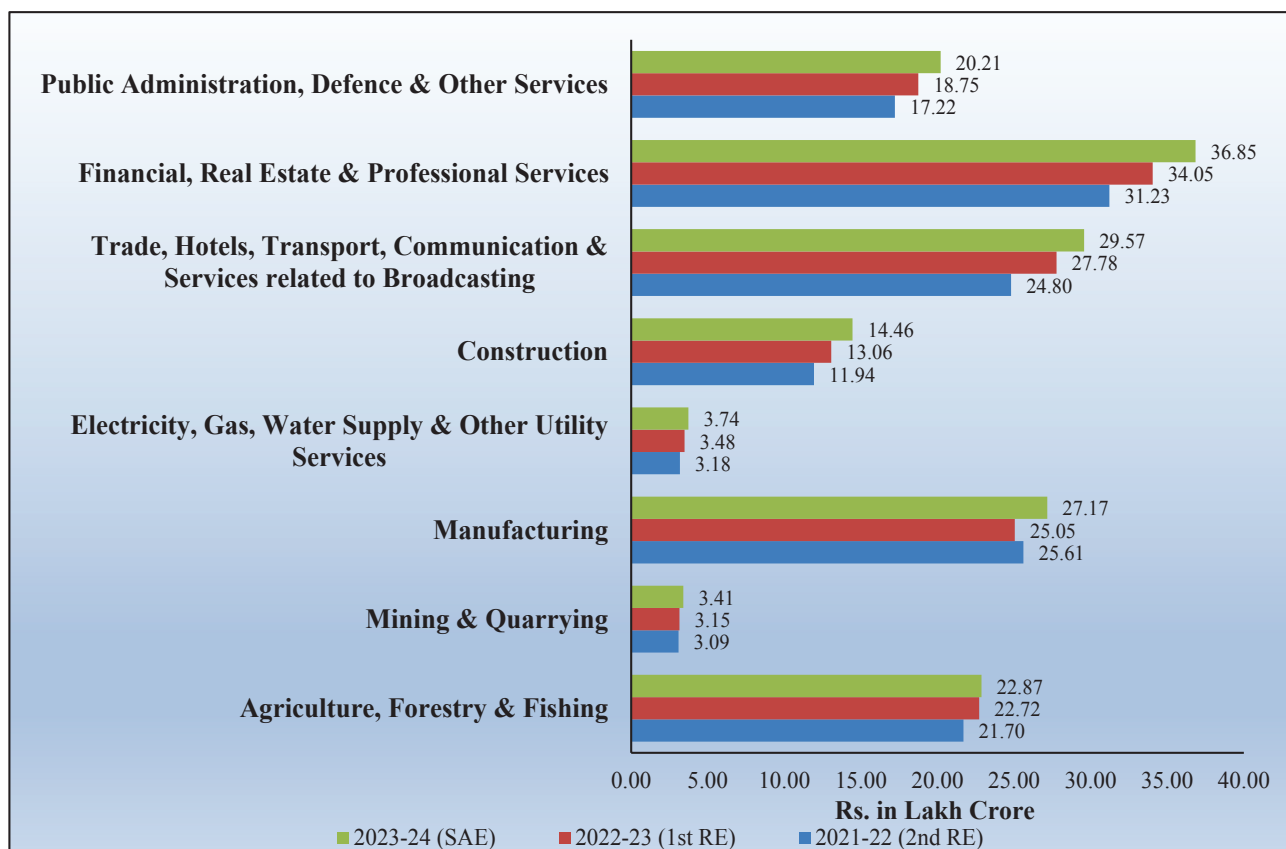
Annual Estimates of GVA at Basic Prices and Y-o-Y Growth rate for last 3 Years (at Current Prices)



Annual Estimates of GDP and Y-o-Y Growth rate for last 3 Years (at Current Prices)

**Statement 3: Second Advance Estimates of GVA at Basic Prices by Economic Activity
(at 2011- 12 Prices)**

Industry	2021-22 (2nd RE)	2022-23 (1st RE)	2023-24 (SAE)	Percentage Change Previous Year	
				2022-23	2023-24
1. Agriculture, Livestock, Forestry & Fishing	2,170,106	2,272,250	2,287,329	4.7	0.7
2. Mining & Quarrying	309,276	315,256	340,821	1.9	8.1
3. Manufacturing	2,561,033	2,504,663	2,717,235	-2.2	8.5
4. Electricity, Gas, Water Supply & Other Utility Services	317,966	347,973	374,125	9.4	7.5
5. Construction	1,193,532	1,306,256	1,445,603	9.4	10.7
6. Trade, Hotels, Transport, Communication & Services related to Broadcasting	2,480,380	2,777,723	2,957,058	12.0	6.5
7. Financial, Real Estate & Professional Services	3,122,847	3,405,474	3,684,959	9.1	8.2
8. Public Administration, Defence & Other Services*	1,721,699	1,875,304	2,020,579	8.9	7.7
GVA at Basic Prices	13,876,840	14,804,901	15,827,708	6.7	6.9



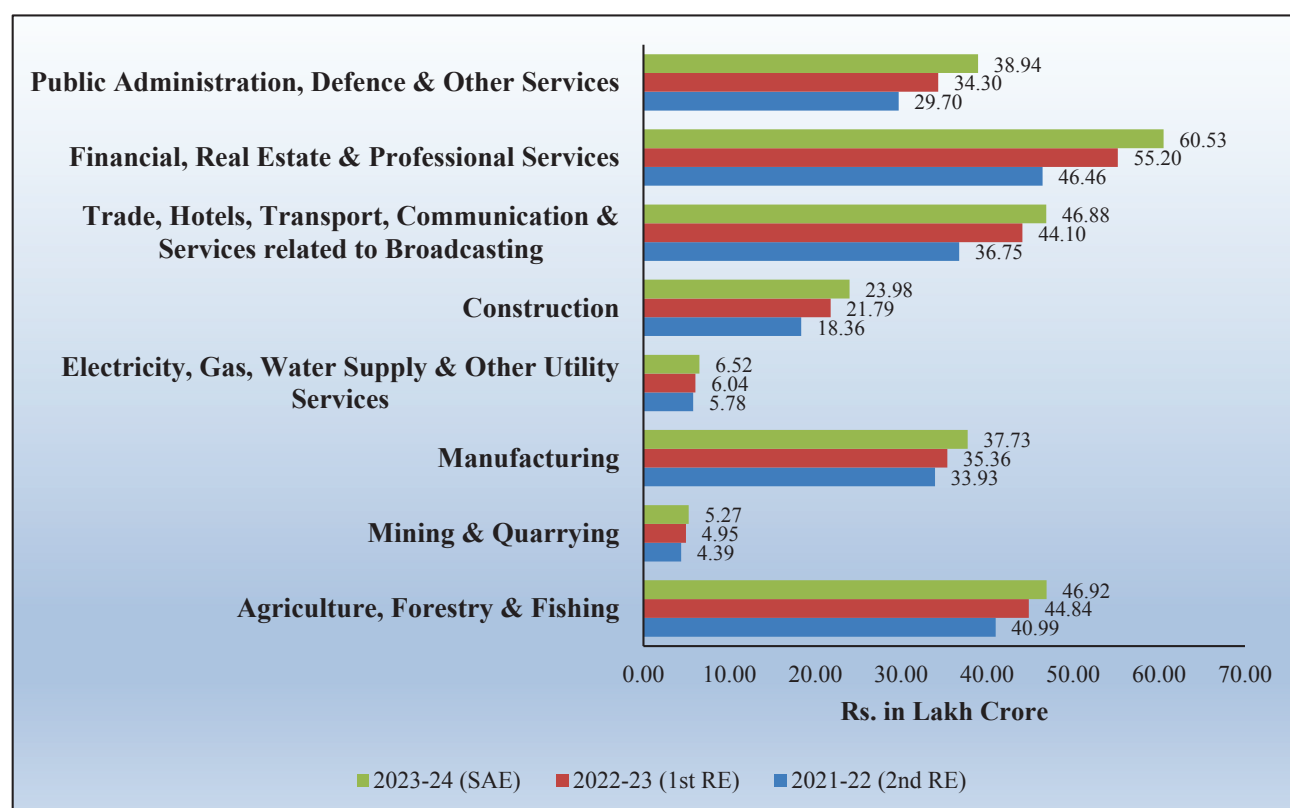
Economic Activity wise Real GVA Estimates at Basic Prices

**Statement 4: Second Advance Estimates of GVA at Basic Prices by Economic Activity
(at Current Prices)**

Industry	2021-22 (2nd RE)	2022-23 (1st RE)	2023-24 (SAE)	Percentage Change Previous Year	
				2022-23	2023-24
1. Agriculture, Livestock, Forestry & Fishing	4,099,473	4,484,268	4,692,360	9.4	4.6
2. Mining & Quarrying	4,39,339	4,94,602	5,27,064	12.6	6.6
3. Manufacturing	3,392,605	3,536,461	3,773,280	4.2	6.7
4. Electricity, Gas, Water Supply & Other Utility Services	577,793	604,209	651,838	4.6	7.9
5. Construction	1,835,674	2,178,693	2,397,798	18.7	10.1
6. Trade, Hotels, Transport, Communication & Services related to Broadcasting	3,674,918	4,410,148	4,688,447	20.0	6.3
7. Financial, Real Estate & Professional Services	4,645,873	5,520,163	6,052,948	18.8	9.7
8. Public Administration, Defence & Other Services*	2,969,909	3,430,497	3,893,944	15.5	13.5
GVA at Basic Prices	21,635,584	24,659,041	26,677,679	14.0	8.2

RE: Revised Estimates; SAE:
Second Advance Estimates

*Public Administration, Defence & Other Services category includes the Other Services sector i.e. Education, Health, Recreation, and other personal services



Economic Activity wise Nominal GVA Estimates at Basic Prices

3.10 NAD's publications, data releases and reports for the financial year 2023-24 which are also available on the official website are given below:

S. No.	Description of the publication / data release/ report	Date of release	Manner of release
1.	National Accounts Statistics – 2023	April 2023	e-Publication
2.	State-wise and Item-wise Value of Output from Agriculture, Forestry and Fishing (2011-12 to 2020-21)	April 2023	e-Publication
3.	Payroll Reporting in India: An Employment Perspective* - February 2023	25 April 2023	Press Note
4.	Payroll Reporting in India: An Employment Perspective* - March 2023	25 May 2023	Press Note
5.	Provisional Estimates of Annual National Income 2022-23 and Quarterly Estimates of Gross Domestic Product (GDP) for the Fourth Quarter (Q4) of 2022-23	31 May 2023	Press Note
6.	Payroll Reporting in India: An Employment Perspective* - April 2023	23 June 2023	Press Note
7.	Payroll Reporting in India: An Employment Perspective* - May 2023	25 July 2023	Press Note
8.	Payroll Reporting in India: An Employment Perspective* - June 2023	25 August 2023	Press Note
9.	Estimates of Gross Domestic Product for the First Quarter (April-June) of 2023-24	31 August 2023	Press Note
10.	Payroll Reporting in India: An Employment Perspective* - July 2023	23 September 2023	Press Note
11.	Supply and Use Table (SUT) 2019-20	25 September 2023	e-Publication
12.	Payroll Reporting in India: An Employment Perspective* - August 2023	25 October 2023	Press Note
13.	Payroll Reporting in India: An Employment Perspective* - September 2023	24 November 2023	Press Note
14.	Estimates of Gross Domestic Product for the Second Quarter (July-September) of 2023-24	30 November 2023	Press Note
15.	Payroll Reporting in India: An Employment Perspective* - October 2023	22 December 2023	Press Note
16.	2023 First Advance Estimates (FAE) of National Income for the financial year 2023-24	5 January 2024	Press Note

S. No.	Description of the publication / data release/ report	Date of release	Manner of release
17.	Payroll Reporting in India: An Employment Perspective* - November 2023	25 January 2024	Press Note
18.	Payroll Reporting in India: An Employment Perspective* - December 2023	23 February 2024	Press Note
19.	Second Advance Estimates (SAE) of National Income, 2023-24; Quarterly Estimates of Gross Domestic Product (GDP) for October-December quarter (Q3) of 2023-24 along with its expenditure components and First Revised Estimates of National Income, Consumption Expenditure, Saving and Capital Formation, 2022-23	29 February 2024	Press Note

**Released on 25th of every month or previous working day, if 25th is a holiday.*

3.11 Various meetings/ conferences/ workshops were held during 2023-2024:

3.12 Annual discussions between States DESs and NAD officers/officials on comparable estimates of SDP for the years 2020-21 and 2021-22, base year 2011-12, were held during 17 April – 10 May 2023.

3.13 National Accounts Data Users Seminar was organized by Ministry of Statistics and Programme Implementation (MoS&PI) on 7 July 2023 at IGIDR, Mumbai.

3.14 First Regional Training Workshops on compilation of State Domestic Product and other related aggregates for statistical personnel from States/UTs were organized in Guwahati, Assam during 7 to 11 August 2023 covering 9 states/UTs namely Arunachal Pradesh, Assam, Bihar, Meghalaya, Mizoram, Nagaland, Odisha, Tripura, and West Bengal.

3.15 Second Regional Training Workshops on compilation of State Domestic Product and other related aggregates for statistical personnel from States/UTs were organized in Pune, Maharashtra during 11 to 15 September 2023 covering 11 states/UTs namely Andhra Pradesh, Gujrat, Karnataka, Kerala, Maharashtra, Sikkim, Tamil Nadu, Rajasthan, Dadar & Nagar Haveli and Daman & Diu, Puducherry, and Telangana.

3.16 Third Regional Training workshop on compilation of State Domestic Product and other related aggregates for statistical personnel from States/UTs were organized in Panchkula, Haryana during 7 to 11 October 2023 covering 12 states/UTs namely Chhattisgarh, Goa, Haryana, Himanchal Pradesh, Madhya Pradesh, Manipur, Punjab, Uttar Pradesh, Uttarakhand, Delhi, J&K, and Ladakh.

3.17 National Accounts Division hosted a Study Visit of officials of Nepal on compilation of National Account Statistics and Wmethodology during 11 to 15 March 2024.

Price Statistics

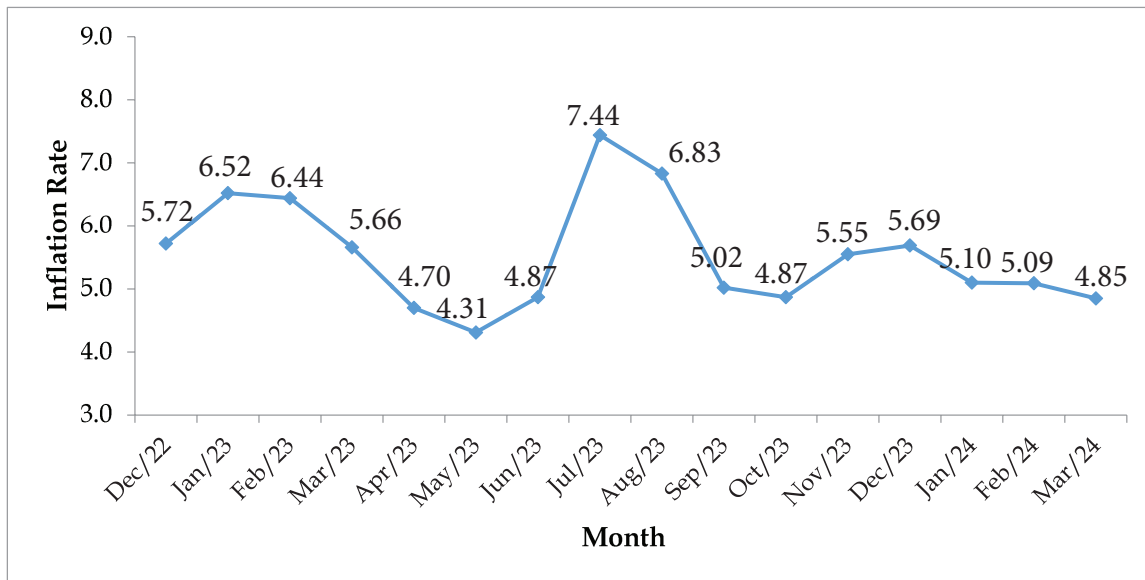
3.18 The National Statistical Office (NSO), MoSPI started compiling Consumer Price Index (CPI) separately for rural, urban, and combined sectors on monthly basis with Base Year (2010=100) for all India and States/UTs with effect from January 2011. It revised the Base Year of the CPI from 2010=100 to 2012=100, incorporating methodological improvements in consonance with the international practices. The basket of items and weighing diagrams for the revised series have been prepared using the Modified Mixed Reference Period (MMRP) data of the Consumer Expenditure Survey (CES), 2011-12 of the 68th Round of National Sample Survey (NSS). In addition, Consumer Food Price Index (CFPI) is also being released as weighted average of the indices of ten subgroups: ‘Cereals and products’; ‘Meat and fish’; ‘Egg’; ‘Milk and products’; ‘Oils and fats’; ‘Fruits’; ‘Vegetables’; ‘Pulses and products’; ‘Sugar and confectionery’; and ‘Spices’. CFPI does not include ‘Non-alcoholic beverages’ and ‘Prepared meals, snacks, sweets etc.’

Trends in CPI based inflation

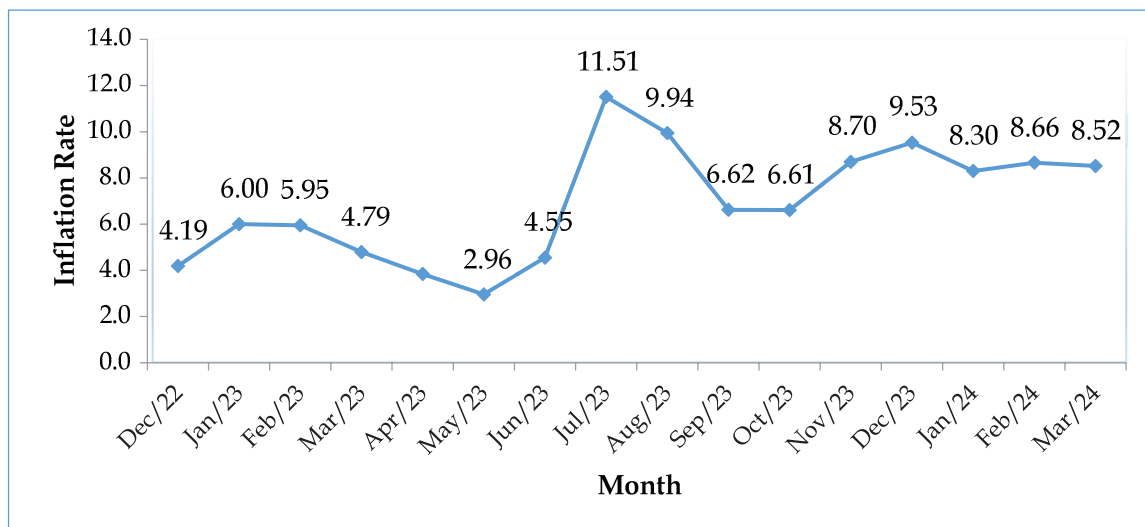
3.19 All India *year-on-year* inflation rates (Percentage change of CPI of current month over corresponding month of last year), based on CPI for combined sector, was above *4 per cent* during December 2022 to March 2024. The said rate was highest in July 2023 at *7.44 per cent*. The minimum rate was registered at 4.31 per cent in May 2023 during the aforementioned period.

3.20 All India *year-on-year* inflation rates (%) based on CFPI for the combined sector shows that average inflation rate of food items during December 2022 to March 2024 was 6.92 %. CFPI inflation touched its highest level at *11.51 per cent* in July 2023, and lowest *2.96 per cent* in May 2023.

Month& Year	All India Year-on-Year inflation rates (%) based on CPI	All India Year-on-Year inflation rates (%) based on CFPI
Dec-22	5.72	4.19
Jan-23	6.52	6.00
Feb-23	6.44	5.95
Mar-23	5.66	4.79
Apr-23	4.70	3.84
May-23	4.31	2.96
Jun-23	4.87	4.55
Jul-23	7.44	11.51
Aug-23	6.83	9.94
Sep-23	5.02	6.62
Oct-23	4.87	6.61
Nov-23	5.55	8.70
Dec-23	5.69	9.53
Jan-24	5.10	8.30
Feb-24	5.09	8.68
Mar-24	4.85	8.52



All India Year on Year inflation rates (%) based on CPI



All India year on year inflation rates (%) based on CFPI

3.21 NSO releases Consumer Price Indices for Rural, Urban and Combined sectors also at group and sub-group levels. It is to be stated that ‘Food and beverages’ as a whole has 45.86 per cent share, which includes 39.05 per cent share of CFPI in CPI basket of combined sector. Therefore, food items are generally the major drivers of overall inflation rate based on CPI. Sub-group/Group wise inflation rates and their respective shares (in terms of weight) have been combined together to know their contribution to overall inflation rate during each month from December 2022 to March 2024. These contributions are given in the table below:

Table-3
Break-up of Overall inflation into Group/Sub-Group-wise Inflation Rates, based on CPI for Combined Sector

S. No.	Group/Sub Group name	Weight	Dec-22	Jan-23	Feb-23	Mar-23	Apr-23	May-23	Jun-23	Jul-23	Aug-23	Sep-23	Oct-23	Nov-23	Dec-23	Jan-24	Feb-24	Mar-24
1	Cereals and products	9.67	1.19	1.43	1.47	1.33	1.17	1.11	1.12	1.14	1.06	0.99	0.97	0.94	0.92	0.74	0.73	0.80
2	Meat and fish	3.61	0.22	0.26	0.15	-0.06	0.05	-0.06	0.07	0.10	0.16	0.18	0.14	0.09	0.05	0.05	0.22	0.27
3	Egg	0.43	0.03	0.04	0.02	0.02	0.01	0.03	0.03	0.02	0.02	0.03	0.04	0.03	0.02	0.03	0.05	0.04
4	Milk and products	6.61	0.54	0.57	0.62	0.59	0.55	0.57	0.55	0.53	0.50	0.44	0.41	0.37	0.33	0.30	0.25	0.22
5	Oils and fats	3.56	0.02	0.05	0.02	-0.33	0.51	-0.68	-0.76	-0.67	-0.60	0.54	-0.51	0.57	0.57	0.56	0.52	-0.42
6	Fruits	2.89	0.05	0.08	0.17	0.20	0.06	0.02	0.04	0.09	0.11	0.20	0.25	0.29	0.29	0.22	0.13	0.08
7	Vegetables	6.04	1.03	-0.75	0.72	-0.51	0.38	-0.49	-0.04	2.37	1.70	0.23	0.19	1.11	1.51	1.41	1.55	1.48
8	Pulses and products	2.38	0.09	0.10	0.10	0.10	0.12	0.15	0.24	0.30	0.30	0.38	0.43	0.47	0.48	0.45	0.43	0.41
9	Sugar and confectionery	1.36	0.01	0.01	0.01	0.01	0.02	0.02	0.03	0.04	0.04	0.04	0.05	0.06	0.07	0.07	0.07	0.07
10	Spices	2.5	0.52	0.55	0.53	0.48	0.46	0.48	0.52	0.59	0.65	0.65	0.64	0.62	0.57	0.48	0.40	0.34
11	Non-alcoholic beverages	1.26	0.05	0.05	0.05	0.05	0.05	0.05	0.04	0.04	0.04	0.04	0.04	0.04	0.04	0.04	0.04	0.03
12	Prepared meals, snacks, sweets etc.	5.55	0.46	0.47	0.48	0.45	0.40	0.38	0.35	0.32	0.32	0.29	0.28	0.25	0.24	0.24	0.23	0.22
13	Food and beverages	45.86	2.16	2.87	2.86	2.34	1.91	1.59	2.19	4.86	4.28	2.93	2.92	3.70	3.94	3.46	3.58	3.55
14	Pan, tobacco and intoxicants	2.38	0.07	0.09	0.09	0.08	0.09	0.10	0.10	0.10	0.11	0.10	0.10	0.10	0.10	0.09	0.08	0.08
15	Clothing	5.58	0.52	0.51	0.50	0.46	0.42	0.38	0.35	0.32	0.30	0.27	0.25	0.23	0.22	0.20	0.19	0.18
16	Footwear	0.95	0.10	0.10	0.09	0.08	0.07	0.06	0.06	0.05	0.05	0.04	0.03	0.03	0.03	0.03	0.03	0.02
17	Clothing and footwear	6.53	0.62	0.61	0.59	0.54	0.49	0.45	0.41	0.38	0.35	0.31	0.29	0.26	0.25	0.23	0.21	0.21

18	Housing	10.07	0.44	0.47	0.49	0.48	0.48	0.45	0.44	0.43	0.39	0.37	0.35	0.35	0.31	0.28	0.27
19	Fuel and light	6.84	0.74	0.74	0.68	0.38	0.33	0.28	0.26	0.30	0.01	-0.03	0.05	0.07	0.04	0.05	-0.24
20	Household goods and services	3.8	0.27	0.27	0.27	0.23	0.22	0.21	0.19	0.18	0.16	0.14	0.13	0.12	0.11	0.11	0.10
21	Health	5.89	0.37	0.39	0.40	0.38	0.38	0.37	0.37	0.37	0.35	0.35	0.33	0.31	0.29	0.28	0.26
22	Transport and communication	8.59	0.40	0.37	0.37	0.09	0.09	0.20	0.20	0.20	0.18	0.15	0.17	0.16	0.15	0.15	0.12
23	Recreation and amusement	1.68	0.10	0.09	0.08	0.08	0.07	0.06	0.06	0.06	0.06	0.05	0.05	0.05	0.05	0.04	0.04
24	Education	4.46	0.26	0.25	0.26	0.24	0.24	0.25	0.24	0.26	0.24	0.22	0.22	0.21	0.22	0.21	0.21
25	Personal care and effects	3.89	0.27	0.27	0.31	0.36	0.32	0.34	0.38	0.35	0.34	0.30	0.30	0.28	0.23	0.21	0.24
26	Miscellaneous	28.32	1.62	1.65	1.69	1.74	1.61	1.35	1.37	1.45	1.40	1.22	1.19	1.13	1.05	0.99	0.98
27	All Groups	100	6.77	5.88	5.72	6.44	5.66	4.70	4.31	4.87	7.44	4.87	5.55	5.69	5.10	5.09	4.85

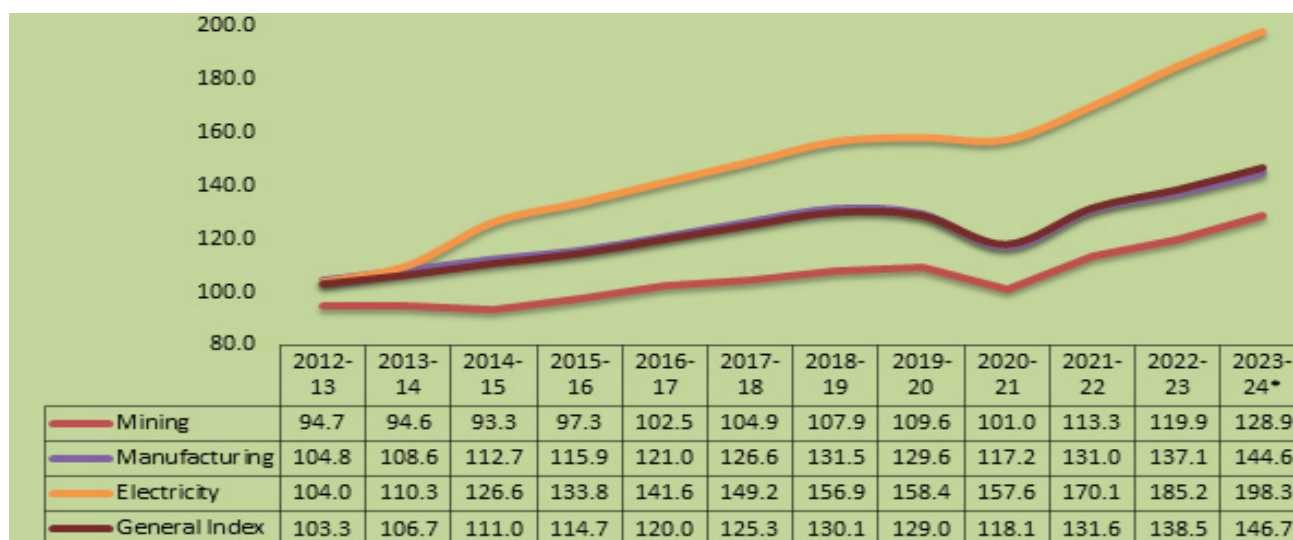
Index of Industrial Production (IIP)

3.22 The all-India Index of Industrial Production (IIP) is a short-term composite indicator that measures changes in the volume of production of a basket of industrial products with respect to a base period. The Economic Statistics Division (ESD) of MoSPI compiles IIP using secondary data received from 14 source agencies in various Ministries/ Departments or their attached/subordinate offices. Department for Promotion of Industry and Internal Trade (DPIIT) is the major source agency.

3.23 IIP is released every month in the form of Quick Estimates with a time lag of 6 weeks as per the Special Data Dissemination Standard (SDDS) norms of IMF. Apart from the breakup of the index for mining, manufacturing, and electricity sectors, the estimates are also simultaneously being released as per NIC 2-digit categories and Use-based classification (UBC) viz., Primary Goods, Capital Goods, Intermediate Goods, Infrastructure/Construction goods, Consumer durables and Consumer non-durables. The press releases, indices and growth rates at sectoral, NIC 2-digit level and UBC categories, indices and production at item group level, metadata, and details of methodology of all India IIP with the base year 2011-12 are made available in the website (<https://www.mospi.gov.in/iip> - 2011-12-series) for public access.

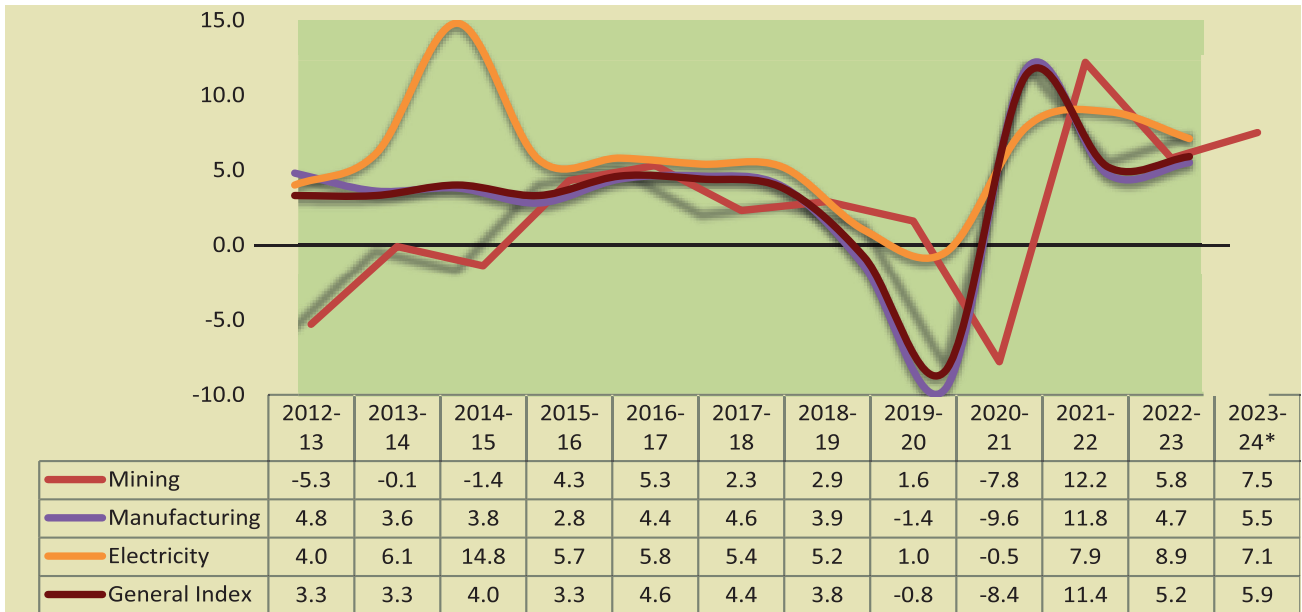
3.24 The sector-wise annual indices of industrial production and its growth rates from 2012-13 to 2023-24, and monthly indices and growth rates from January 2023 to March 2024 are depicted in the charts given below:

Index of Industrial Production (Annual): 2012-13 to 2023-24: Sector-wise
Figure 3



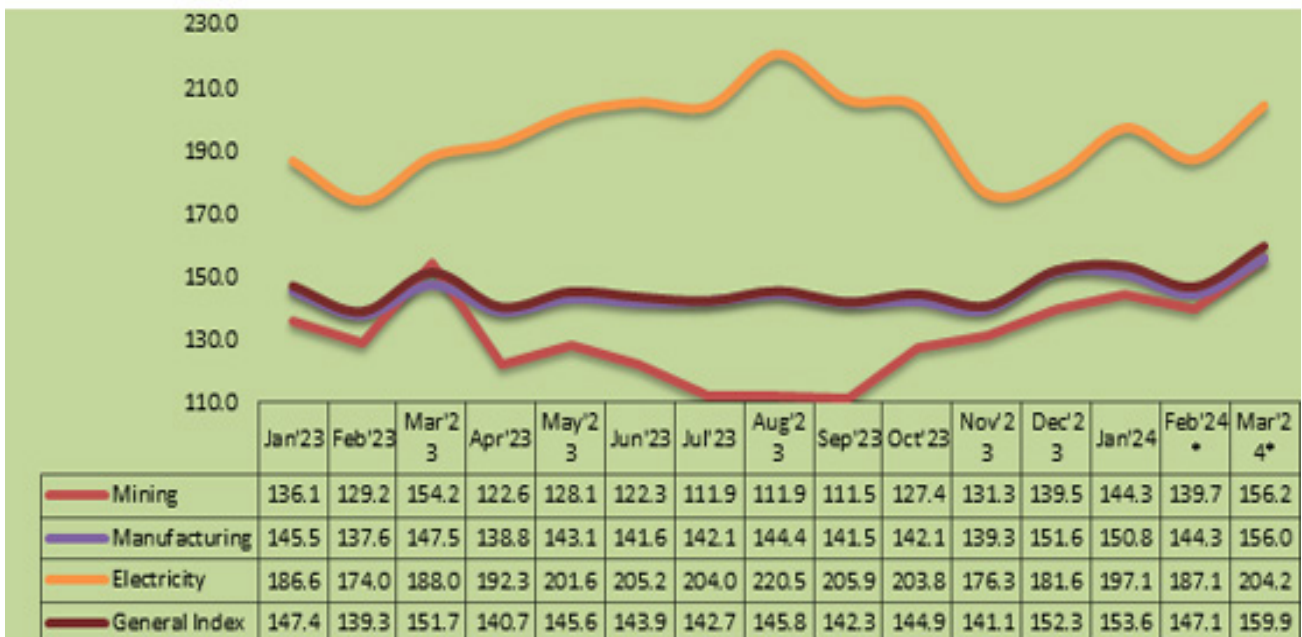
* Provisional

Comparison of Sector-wise Annual Growth Rates (w.r.t. previous year) of IIP: 2012-13 to 2023-24.
Figure 4



* Provisional

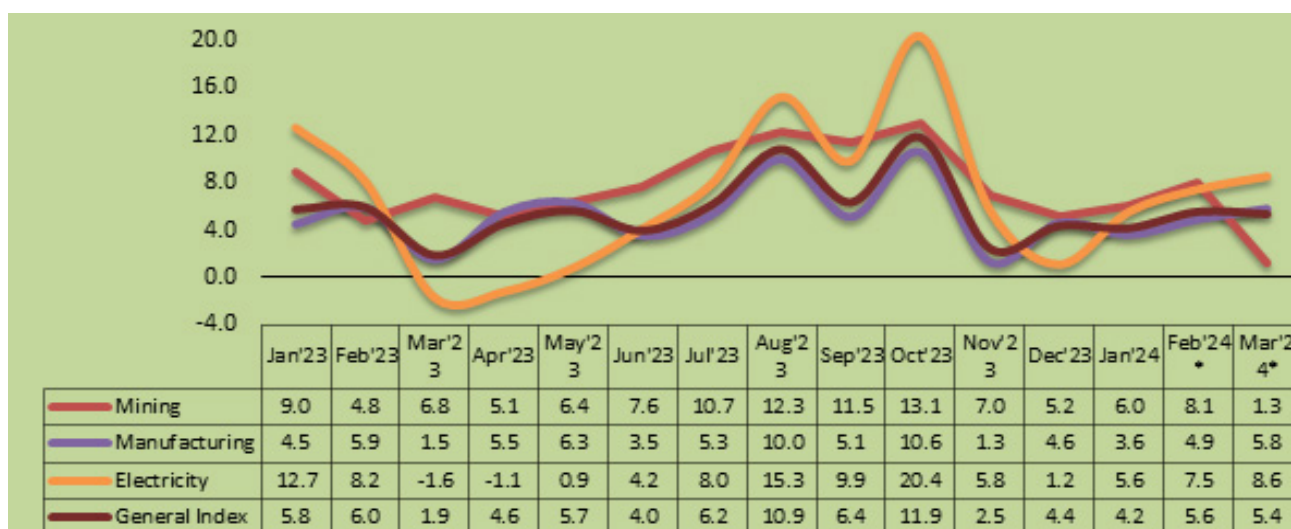
Index of Industrial Production (Monthly): January 2023 to March 2024 – Sectoral Indices.
Figure 5



* Provisional

Sector-wise IIP Growth Rates (w.r.t previous year): January 2023 to March 2024.

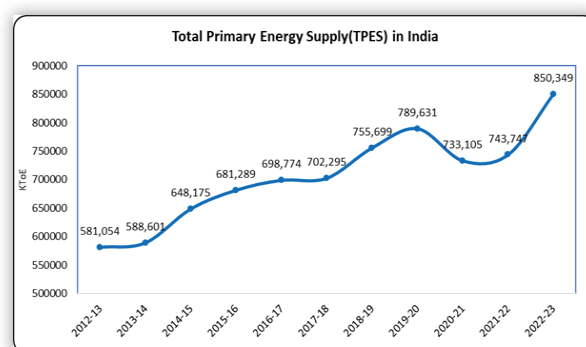
Figure 6



* Provisional

Energy Statistics

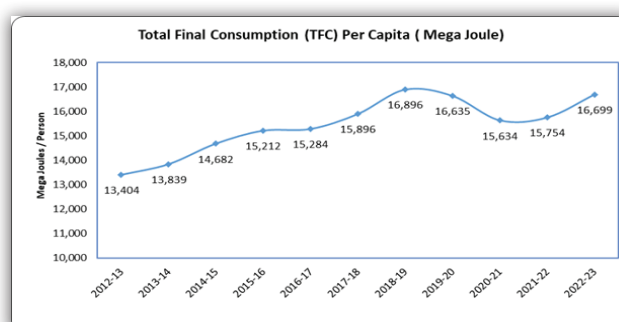
3.25 The publication titled Energy Statistics India is annually brought out by the Economic Statistics Division (ESD) of NSO. The “Energy Statistics India 2024” (31st Edition) is the latest one in the series and is an integrated dataset containing diverse key information about reserve, capacity, production, consumption, and import/export of all the energy commodities (like Coal, Lignite, Petroleum, Natural Gas, Renewable Energy, etc.) of India during FY 2022-23.



3.26 The publication caters to the needs of the planners, policy makers, and researchers by making available the energy data in a single place. The publication also contains different tables (like Energy Balance), graphs (like Sankey Diagram), and Sustainable Energy Indicators as per International Standards which are being widely used by different users.

3.27 Shrugging off the impact of COVID-19, the Indian Economy continued to shine bright during FY 2022-23, as the Total Primary Energy Supply (TPES) in the economy increased by over 14 per cent than the previous year.

3.28 The per Capita Energy Consumption in India has also shown a significant increase during FY 2022-23, which stood at 16,999 Mega Joule/person, a growth of over 6 per cent over the previous year.



Social Statistics

3.29 The Social Statistics Division (SSD) of the NSO is responsible for coordinating development of social, environment and multi-domain statistics. The ambit of social statistics includes population, human development, employment and social justice, while that of multi-domain statistics includes gender, persons with disabilities and indicators related to Sustainable Development Goals (SDGs).

3.30 The Division releases annual and *ad-hoc* publications on diverse spread of topics on social, environment and the multi-domain statistics as mentioned above. The Division collates and compiles information sourced from national surveys, censuses, administrative data, economic statistics, remote sensing agencies and environmental monitoring systems. These datasets are then combined in standard frameworks prescribed for these statistics, thus providing data, comparable across time and space.

3.31 The Division is also responsible for statistical coordination for India in respect of the BRICS related statistical activities and helps disseminate several social and economic statistics about the BRICS member countries.

3.32 The specific activities undertaken by the Division during 2023-24 are outlined in the following paragraphs.


Facilitating and monitoring the progress towards Sustainable Development Goals (SDGs)

3.33 United Nations, in September 2015 adopted 17 Sustainable Development Goals (SDGs) and 169 associated targets highlighting the focus areas necessary to achieve sustainable development by 2030. At the heart of the SDGs, there are five critical dimensions - people, prosperity, planet, partnership and peace, each of which are addressed in the 2030 Agenda by using the universally applicable SDGs and targets covering the three aspects of sustainable development viz., Economic, Social and Environmental. To monitor the progress of SDGs at global level, a Global Indicator Framework (GIF) presently consisting of 248 indicators (231 unique indicators) was adopted by the UN in 2017.

3.34 Government of India is committed to ensuring 'Sabka Saath, Sabka Vikas, Sabka Vishwas, Sabka Prayas' which is in the spirit of the SDG motto of 'Leaving No One Behind'. In this endeavour, MoSPI has been entrusted with the responsibility of development of National Indicator Framework (NIF) for SDGs, in sync with GIF, which can be used to monitor the progress of SDGs in the country.

3.35 MoSPI has initially developed a NIF for SDGs, consisting of 306 indicators along with data sources and periodicity, keeping in view the national priorities and needs. The NIF was developed following national consultation process involving Ministries/Departments of the Government, State Governments, UN agencies and other stakeholders. In compliance to the Cabinet approval, a High Level Steering Committee (HLSC) on SDGs was constituted by MoSPI under the Chairmanship of

Chief Statistician of India (CSI) and Secretary, MoSPI with members from NITI Aayog, Ministry of Home Affairs, Ministry of Health and Family Welfare, Ministry of Environment, Forest and Climate Change, Ministry of Finance and Ministry of Statistics and Programme Implementation to periodically review and refine the NIF. Under the ambit of HLSC, a Technical Advisory Committee (TAC) on



SDGs has been constituted by the MoSPI in March 2020 under the Chairpersonship of DG (Statistics), MoSPI to provide technical support to HLSC. Any amendment(s) proposed in the NIF or any new proposal relating to SDGs is examined in the TAC and the recommendations of TAC are placed before HLSC for consideration. HLSC has been periodically refining the NIF. Presently in SDG-NIF 2023, there are 284 national indicators with identified data sources and periodicity (as on 29th June 2023) to monitor the progress of SDGs.

3.36 Based on latest Sustainable Development Goals – National Indicator Framework, the following reports were released on the occasion of Statistics Day, (celebrated on 29 June 2023).

- (i) Sustainable Development Goals – National Indicator Framework Progress Report 2023
- (ii) Data Snapshot on Sustainable Development Goals – National Indicator Framework Progress Report 2023
- (iii) Sustainable Development Goals – National Indicator Framework 2023

3.37 Active collaboration with all the stakeholders including custodian agencies, nodal ministries at the center, research institutions, State Governments and the public, is pivotal to the statistical monitoring of the progress made by the country in respect of the goals and targets specified under SDGs. SSD has taken steps to fulfil the same and organized various workshop/meeting as follows:

3.38 Several Inter-Ministerial Consultations/ Meetings were organised during the year 2023 to review the SDG indicators, data compilation and possible data disaggregation. The Division is also actively participating in various National and International Committees and Technical Groups.

3.39 The Division provides technical support to the States, in development of a comprehensive and inclusive SDG Monitoring Framework. In this context, the Division has developed and circulated Guidelines for development of State Indicator Framework (SIF) to facilitate and assist States/UTs

for development of a State Level Monitoring Framework in respective State/UTs in July 2019, which were further updated in March 2022. Various workshops with States/ UTs were organized on this issue.

3.40 A two-days regional workshop on ‘Sustainable Development Goals (SDGs) and Gender Statistics’ was organized on 11-12 December 2023 at Goa. The workshop was attended by officers from Planning Department / Directorate of Economics and Statistics of the States/ UTs of Rajasthan, Madhya Pradesh, Gujarat, Maharashtra, Goa and Daman & Diu and Dadra & Nagar Haveli, officers from SDG Vertical of NITI Aayog, representatives of UNDP and officers from MoSPI.

3.41 Many of the targets specified require active participation of the people, for which awareness building is critical. To publicize the goals and targets, MoSPI declared the theme for the Statistics Day for the year 2023 as ‘Alignment of State Indicator Framework with National Indicator Framework for Monitoring Sustainable Development Goals’.

3.42 Considering the importance of data in monitoring the progress of SDGs at all levels, several steps have been taken to bridge the data gaps on SDGs. A few existing surveys of MoSPI are being aligned as per SDG data requirements.

3.43 The Division organised a one day ‘Consultation on Milestone Setting for SDG National Indicators and Identification of National Indicators for Unaddressed SDG Targets’ on 22 February 2023 in New Delhi, which was attended by the officers from concerned data source agencies/line Ministries, NITI Aayog and MoSPI.

3.44 MoSPI entered into a tripartite Memorandum of Understanding (MoU) with UN Resident Coordinator’s Office (UNRCO) and NITI Aayog on ‘Support for Data, Indicators and Statistics for Monitoring Sustainable Development Goals in India’ with effect from 3 February 2023 for a period of five years. Under the ambit of the MoU the third Meeting of ‘Data for Development Coordination Forum on SDGs’ under the Co-chairpersonship of Director General (Statistics), MoSPI and UNRCO was held on 30 January 2024 at New Delhi.

3.45 India (through MoSPI) is representing South Asia in the Inter-agency and Expert Group on SDG Indicators (IAEG-SDGs) for the term 2023-2025. The IAEG-SDGs is composed of Member States and including regional and international agencies as observers. The IAEG-SDGs has been tasked to develop and implement the global indicator framework for the Goals and targets of the 2030 Agenda.

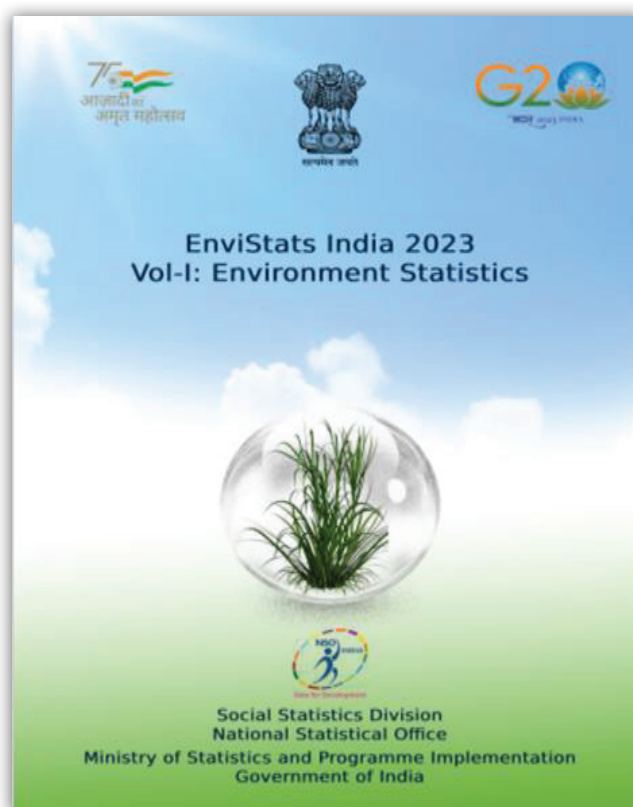
3.46 The Minister of State (Independent Charge) for the Ministry of Statistics and Programme Implementation (MoSPI), Rao Inderjit Singh released the 24th issue of publication titled ‘Women and Men in India 2022’ on 15 March 2023 to commemorate International Women’s Day, followed by a seminar on ‘Role of Gender Statistics in Policy Making’.

Monitoring the Environment

3.47 The activities of the SSD in respect of official statistics on environment in India can be classified into two major domains - Environment Statistics & Environment Accounts. Some of the activities pertaining to the Environment Statistics and Accounts taken up by the Division during 2023-24 are highlighted in the following paragraphs.

Environment Statistics

3.48 Continuing its effort to collate and release statistical information on all the aspects of environment, the division released 'EnviStats India 2023 Vol. I: Environment Statistics' in March 2023. The publication is based on Framework on Development of Environment Statistics (FDES 2013) prescribed by UNSD for compilation of environment statistics and provides information on the six fundamental components namely (i) Environmental Conditions and Quality; (ii) Environmental Resources and their use; (iii) Residuals (iv) Extreme Events and Disasters; (v) Human Settlements and Environmental Health; and (vi) Environment Protection, Management and Engagement. This publication is the sixth in the series. The latest publication has an improved coverage of the indicators prescribed by FDES, with information provided on 177 indicators of the framework.


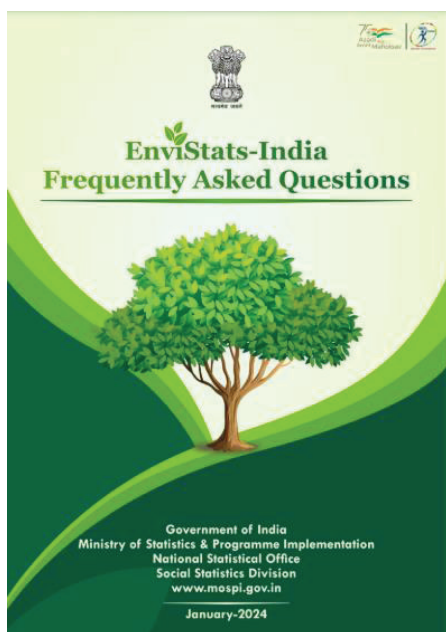
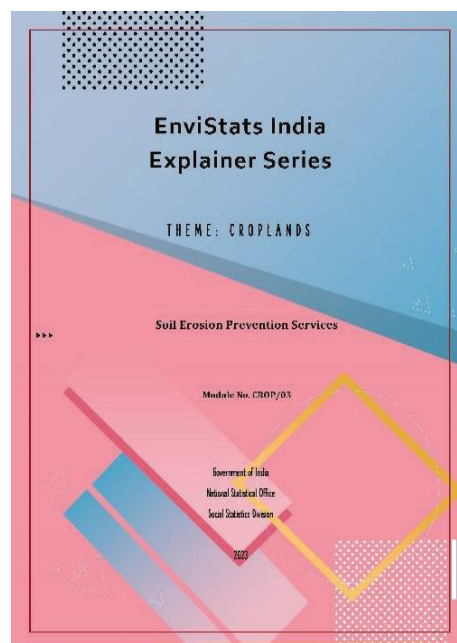
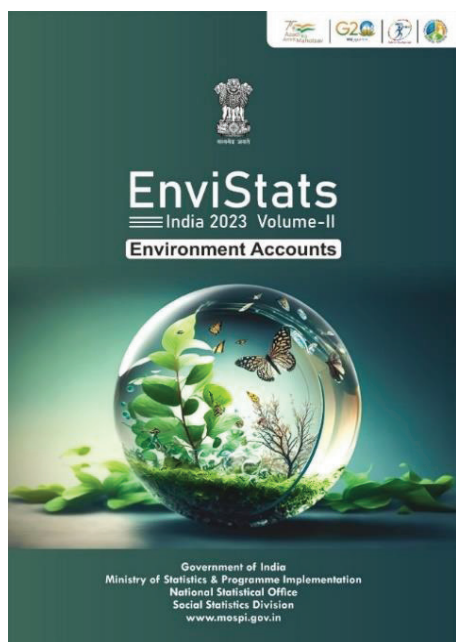


Environment Accounts

3.49 With compliance with its mandate and in order to understand the linkages between the environment and the economy, the division has released the 6th consecutive issue of the annual publication on Environment Accounts titled "EnviStats India 2023 Vol. II: Environment Accounts" in September 2023 following the System of Environmental-Economic Accounting Framework (SEEA). The current publication includes several new subjects such as Material Flow Accounts and accounts on Soil Erosion Prevention Services by Forests as well as up-dation on Solid Wastes Accounts and Fish Provisioning Services. Apart from this, division also released the Explainer Series on Soil Erosion Prevention Services provided by the Croplands in May 2023.

3.50 The document elaborates specifically about the Ecosystem Services (Regulatory) provided by the Croplands in physical quantity. The division also published the updated versions of 'EnviStats India- Glossary' (March 2024) containing the definition of technical terms used in

Environment Accounting and ‘EnviStats India-Frequently Asked Questions’ (January 2024) encompassing all the important queries related to Environment Accounting with an aim to help users of EnviStats India to have better understanding of the various concepts of environment accounting and help building awareness for the same.



3.51 The division also organised several seminars and workshops with an aim to highlight the importance of Environment Accounts in India. As a part of the celebration of the Swachhata Pakhwara 2023 during 1-15 July 2023, a one-day seminar on ‘Residual Accounts and its Linkages with Sustainable Development Goals’ was organized on 3 July 2023 at India International Centre (IIC), Lodhi Road, New Delhi.



3.52 Further, in order to sensitize officials at state-level about the importance of compilation of environment accounts using the System of Environmental-Economic Accounting Framework (SEEA), an All- India Workshop was organised by DES, Chhattisgarh with the technical support from SSD, NSO in March 2023. A two-days capacity development workshop for North Eastern States including Odisha was also organized at Bhubaneswar, Odisha on 30-31 October 2023 and the capacity building workshop for southern states including Lakshadweep and Andaman & Nicobar Islands was organized on 19-20 February 2024 at Mamallapuram, Tamil Nadu.



Assessing the status of multi-domain statistics

3.53 India is a member of the Inter-Agency and Expert Group on Gender Statistics (IAEG-GS). MoSPI participates in the meetings of the IAEG-GS and other Conferences/Forums on Gender Statistics to understand its development in international scenario and to put forth the India's view point. MoSPI participated as a member of the Expert Group in the 17th Meeting of the IAEG-GS held in Johannesburg, South Africa on 28 August 2023.

3.54 India is also a member of Washington Group on Disability Statistics which promotes and coordinates international cooperation in the area of health statistics focusing on the development of disability measures suitable for census and national surveys. The major objective of the WG is to provide information on disability that is comparable throughout the world. India has been participating actively in all the activities of the Group.

3.55 Some of the activities taken up by the Division during 2023-24 in dissemination of these statistics and capacity development are detailed in succeeding paragraphs.

3.56 The annual publication 'Women and Men in India 2022' was published in March 2023. The publication provides Gender disaggregated data on various socio-economic aspects including health, literacy & education, participation in economy, decision making, impediments in empowerment. The publication includes information related to many of the quantitative indicators, as prescribed by IAEG-GS under the minimum set of gender indicators. In the current year's publication, a new chapter on SDGs and gender has been introduced.

3.57 The statistics data series of the BRICS Countries, released in the form of an annual Joint Statistical Publication, (JSP) are the result of annual joint efforts of the National Statistical Offices of Brazil, Russia, India, China and South Africa since 2010. The Publication (JSP) provides comprehensive statistical data of main socioeconomic indicators of five countries. The following meetings were held in respect of the BRICS Joint Statistical Publication (JSP) 2023 under the Chairship of Statistics South Africa.

3.58 The 15th Technical Meeting of the National Statistical Office (NSOs) of the BRICS Countries held in South Africa from 17 to 19 April 2023.

3.59 The 15th Meeting of the Heads of NSOs of BRICS Countries held in South Africa from 11 -13 October 2023.

Intra, Inter and International Coordination Unit (IICU):

3.60 The Intra, Inter and International Coordination Unit (IICU) is handling co-ordination related work of various Divisions of Central Statistics Office (CSO) of the Ministry of Statistic and Programme Implementation, besides maintaining a liaison with the Central Government Ministries/Departments and also with State/UT Governments and other Statistical Agencies. It also administers the Collection of Statistics (CoS) Act, 2008 and Indian Statistical Institute (ISI) Act, 1959, and carries out follow-ups on National Statistical Commission (NSC) recommendations. It also

acts as a coordinating unit for Capacity Development (CD) Scheme, a Central Sector Scheme of the Ministry (among divisions of the CSO), aimed at augmentation of infrastructural, technical as well as manpower resources for making available credible and timely official statistics for policy-makers and public at large.

3.61 Apart from regular co-ordination activities, major activities undertaken by the Unit during 2023 (up to March 2024) are indicated in the succeeding paragraphs.

Statistics Day

3.62 MoSPI celebrated 17th Statistics Day on June 29, 2023 at Scope Convention Centre, Scope Complex, Lodhi Road, New Delhi. The theme for the “Statistics Day” 2023 was “Alignment of State Indicator Framework with National Indicator Framework for Monitoring Sustainable Development Goals”.

3.63 The Chief Guest of the event, Rao Inderjit Singh, Hon’ble Union Minister of State (Independent Charge) of Ministry of Statistics and Programme Implementation (MoSPI), Ministry of Planning, and Minister of State of Ministry of Corporate Affairs, inaugurated the event and addressed the participants on the occasion. Prof. Rajeeva Laxman Karandikar, Chairman, National Statistical Commission and Dr. G. P. Samanta, Chief Statistician of India & Secretary, MoSPI also addressed the participants. Senior officers of MoSPI, representatives of other Central line Ministries/ Departments and State/ UT Governments, representatives of UN organizations also participated in the event. The event was also live-streamed through social media handles of the Ministry. Winners of ‘On the Spot Essay Writing Competition, 2023’ were also felicitated during the event.

3.64 A brief presentation on the theme of Statistics Day, 2023 was made by Dr. Ashutosh Ojha, Deputy Director General, MoSPI. Mr Shombi Sharp, UN Resident Coordinator for India, Dr. Yogesh Suri, Senior Adviser, NITI Aayog and Mr Rajesh Gupta, Director, NITI Aayog also addressed the participants on the theme of Statistics Day, 2023.



(Left to right) Shri A.K. Biswas, (DG), Prof. R.L. Karandikar (Chairman, NSC), Rao Inderjit Singh, Hon’ble MoS (I/C) for Statistics & PI, MoS (I/C) for Planning and MoS, Ministry of Corporate Affairs, Dr. G.P. Samanta (CSI & Secretary) and Shri Ghan Shyam, (ADG)



Rao Inderjit Singh, Hon'ble MoS (I/C) for Statistics & PI, MoS (I/C) for Planning and MoS, Ministry of Corporate Affairs

3.65 The Sustainable Development Goals-National Indicator Framework, Progress Report, 2023 was released during the event. Along with the report, Data Snapshot on Sustainable Development Goals- National Indicator Framework, 2023 was also released. There is a provision in the Report to download goal wise data from the website of MoSPI in the Excel file.

3.66 India was elected as Member of United Nations Statistical Commission for the four-year term 2024-27, after a gap of almost two decades.

Chapter 4

National Sample Survey Office (NSSO)

4.1 The National Sample Survey Office (NSSO) is responsible for conducting large scale sample surveys in diverse fields on all India basis. NSSO functions with requisite autonomy in matters relating to data collection, processing and publication/dissemination of results/data based on its surveys. Director General (NSS) is responsible for overall coordination and supervision of all activities of NSSO, who is assisted by four Additional Director Generals, each one being in-charge of a separate Division responsible for distinct aspects of large-scale survey viz. designing & planning, field work/ data collection, data processing and coordination between different Divisions of NSSO.



Divisions of NSSO

4.2 The Survey Coordination Division (SCD) with headquarters at Delhi, coordinates all the activities of different Divisions of NSSO viz. Survey Design and Research Division (SDRD), Field Operations Division (FOD) and Data Processing Division (DPD). It also functions as Secretariat to DG (NSS). Besides, SCD is also responsible for organizing National Seminar to discuss the survey results of various surveys conducted by the NSSO. It also publishes the technical journal of NSSO, 'Sarvekshana' which includes research papers on various socio-economic surveys of NSSO.

4.3 SDRD, located at Kolkata, is responsible for technical planning of surveys, formulation of sample design, designing of enquiry schedules, formulation of concepts and definitions, drawing of tabulation plan, analysis and presentation of results and preparation of survey reports.

4.4 FOD with its headquarters at Delhi with Agricultural Statistical Wing in Faridabad and a network of 6 Zonal Offices, 53 Regional Offices and 116 Sub-Regional Offices spread throughout the country, is responsible for the collection of primary data for the surveys undertaken by MoSPI.

4.5 DPD has its headquarters at Kolkata. It has six Data Processing Centers at Ahmedabad, Bengaluru, Kolkata, Delhi, Giridih and Nagpur. It is responsible for sample selection, software development and processing, online checking of survey data quality & tabulation of the data collected through surveys. It also assists the States in providing IT solutions for their data processing related activities as also through periodic training/workshop and other interactive

methods. Industrial Statistics (IS) Wing also works under this Division. The main function of IS Wing is finalizing sample design, data validation, data processing and finalising results of the Annual Survey of Industries (ASI) which is one of the sources of Industrial Statistics in India. The ASI data are collected and maintained through dedicated ASI Web Portal which leads to data accuracy and time saving. The portal helps to collect ASI data in a timely, transparent and reliable manner in a secured environment without any physical movement of the schedules.

Working Groups for recent rounds of NSS

4.6 The Working Group (WG) of NSS 79th round was constituted by MoSPI on 26 March 2021 under the Chairmanship of Shri Pravin Srivastava, Former CSI-cum-Secretary, MoSPI. The WG has held several meetings to discuss the different aspects of surveys of NSS 79th round. The purpose of the WG was to deliberate, develop, and formulate the entire gamut of activities, viz. laying down sampling design, survey methodology, etc. within the stipulated time frame, for the survey of NSS 79th round.

4.7 The Working Group for Household Consumption Expenditure Survey (HCES) was constituted by MoSPI on 10 February 2020 under the Chairmanship of Dr. Pronab Sen, Programme Director, International Growth Centre, New Delhi. The WG has held several meetings to discuss the different aspects of the survey. The purpose of the WG was to deliberate, develop, and formulate the entire gamut of activities, viz. laying down sampling design, survey methodology, etc. within the stipulated time frame, for the survey.

Standing Committee on Statistics (SCoS)

4.8 The Standing Committee on Statistics (SCoS) was constituted on 13 July 2023 renaming the Standing Committee on Economic Statistics (SCES) & enhancing its Terms of Reference (ToR) with the view to ensure more coverage. The committee has been established under the chairpersonship of Dr. Pronab Sen, former Programme Director, India Team Researcher, International Growth Centre, New Delhi. The committee will review the extant framework and address the issues raised from time to time on the subjects/results/methodology etc. related to all surveys as brought before SCoS by MoSPI.

Surveys conducted by NSSO

Socio-Economic Survey

4.9 The 78th Round of NSS (January – December 2020) was devoted to the subjects of (i) Domestic Tourism Expenditure and (ii) Multiple Indicator Survey. The survey on ‘Domestic Tourism Expenditure’ was suspended w.e.f. 1 July 2020 at the behest of the Ministry of Tourism. The objective of Multiple Indicators Survey (MIS) was to provide estimates relating to some important indicators of Sustainable Development Goals (SDG), 2030. The key findings of the survey have been incorporated in the form of a report titled: ‘Report on Multiple Indicator Survey, 2020-21’ (NSS Report No. 589) and released in March 2023. The report is available at this Ministry’s website (<http://mospi.gov.in>).

4.10 The 79th Round of NSS (July 2022 - June 2023) is devoted to the subjects of (i) Comprehensive Annual Modular Survey (CAMS) and (ii) Survey on AYUSH. The objective of CAMS is to collect information required for the purpose of generating some SDG indicators and sub indicators of Global indices. Collection of data for the central sample has been done through Computer Assisted Personal Interview (CAPI) method on eSIGMA platform. The field work was completed in June 2023.



Field insoections of 79th round of socio-economic survey by DDG, RO Patna

State Assistance for Socio-Economic Surveys

4.11 States also participate in NSSO surveys. DPD has always leveraged its expertise to facilitate states in knowledge sharing and technical assistance towards its endeavor. DPD provides technical guidance to the States by supplying data processing instruments (including sample list, software for data entry, validation and tabulation), thereby providing help in processing the state sample data and also in pooling of central and state sample data through organizing Tabulation and Pooling Workshops.

4.12 A Tabulation Workshop on central and state sample data of NSS 78th round for the officials from 27 Directorate of Economics and Statistics was organised by DPD during 19 to 21 March 2024. In the workshops, theoretical and hands on training was imparted. Specialized need-based training for states is also arranged by DPD as and when requested by the State DES.

4.13 A Data processing workshop of Household Consumption Expenditure Survey (HCES), 2023-24 was organised during 21-22 February 2024 at Data Processing (DPD) Headquarters, Kolkata. Data Processing Centre (DPC) Nagpur and DPC Delhi involved in processing of the HCES data participated in the Workshop.

4.14 States workshop for NSS 71st to 76th Round was conducted in the month of May 2023 for DES Nagaland, DES Tripura.

4.15 States workshop for NSS 76th to 77th Round was conducted in the month of October 2023 for DES Arunachal Pradesh, DES Chhattisgarh and DES Sikkim.

Household Consumption Expenditure Survey (HCES) 2022-24

4.16 The HCES (August 2022 – July 2023) is devoted to the subject of consumption expenditure of households. The objective of HCES is preparation of weighting diagram through determination of budget shares of different commodity groups in total consumption for compilation of consumer price indices for rural and urban India. The survey work of HCES was launched on 1 August 2022, the field work completed in July 2023 and the factsheet for HCES 2022-23 released in Feb 2024. The survey work of HCES 2023-24 has commenced using CAPI mode from August 2023.

Annual Survey of Unincorporated Sector Enterprises (ASUSE)

4.17 The ASUSE 2023-24 has been launched from October 2023 using CAPI method one SIGMA platform covering establishments of unincorporated non-agricultural sector belonging manufacturing, trade and other services in rural and urban areas of India. The fieldwork of ASUSE 2022-23, launched from 1 October 2022, has been completed on September 2023.

Time Use Survey (TUS)

4.18 Time Use Survey (TUS) is designed for measuring time dispositions by the population on different activities. The survey is an important source of information on the time spent in unpaid caregiving activities, unpaid volunteer work, unpaid domestic service producing activities of the household members. In India, NSSO conducted the first Time Use Survey during January - December 2019. The field work of second Time Use Survey (January - December 2024) has started from 1 January 2024 on the digital platform of eSIGMA as done in the earlier rounds and canvassed in Computer Assisted Personal Interview (CAPI) mode through hand-held device tablets.

Periodic Labour Force Survey (PLFS)

4.19 The nationwide Periodic Labour Force Survey (PLFS) was launched from April 2017. The objective of PLFS is primarily two-fold viz. (i) to measure the labour force indicators in the short time interval of three months for the urban areas only in the Current Weekly Status (CWS) and (ii) to generate estimates of all important labour force parameters in both usual status (principal status + subsidiary status) and CWS annually for both rural and urban areas and quarterly for urban areas.

4.20 Rotational panel sampling design is being used for PLFS in the urban areas. In the rotational scheme of two years duration sampling frame for both urban and rural areas remain unchanged. The panel which had been in use for two years has been replaced with an updated panel from July 2021. The updated panel will remain unaltered till July 2023.

4.21 The Annual report of PLFS, 2021-2022 was released in February 2023 and the Annual Report of PLFS, 2022-23 was released in October 2023. Besides these, Additional Tables of PLFS Annual Report 2022-23 were released in January 2024 and Key employment-unemployment indicators for January-December 2023 released in March 2024. The time lag to release the quarterly bulletins has been reduced significantly to less than two months from completion of field work. The following Quarterly Bulletins of PLFS have been released during 2023-24:

S.No.	Quarterly Bulletin (QB)	Month of Release
1.	PLFS QB October-December 2022	February 2023
2.	PLFS QB January-March 2023	May 2023
3.	PLFS QB April-June 2023	October 2023
4.	PLFS QB July-September 2023	November 2023
5.	PLFS QB October-December 2023	February 2024

Annual Survey of Industries (ASI)

4.22 The Annual Survey of Industries (ASI) is the principal source of industrial statistics in India. It provides statistical information to assess and evaluate, objectively and realistically, the changes in the growth, composition and structure of the organized manufacturing sector comprising activities related to manufacturing processes, repair services, generation, transmission, etc. of electricity, gas, water supply and cold storage. The survey is statutory in nature under the Collection of Statistics Act, 2008 and the rules framed there under.

4.23 The ASI extends to the entire country. The survey covers all factories registered under sections 2m (i) and 2m (ii) of the Factories Act, 1948. The survey also covers bidi and cigar manufacturing establishments registered under the Bidi and Cigar Workers (Conditions of Employment) Act, 1966. All the electricity undertakings engaged in the generation, transmission and distribution of electricity registered with the Central Electricity Authority (CEA) were covered under ASI up to 1997-98 irrespective of their employment size. Certain services and activities like cold storage, water supply, repair of motor vehicles and other consumer durables like watches, etc. are also covered under the survey. Defense establishments, oil storage and distribution depots, restaurants, hotels, cafe, computer services and the technical training institutes are excluded from the purview of this survey. The electricity undertakings registered with the CEA are not being covered under ASI w.e.f. 1998-99. However, electricity undertakings not registered with the Central Electricity Authority (CEA) continue to be covered under ASI.

4.24 In addition to the above, the coverage of ASI has now been extended beyond the purview of the section 2m (i) and 2m (ii) of the Factories Act, 1948 and the Bidi & Cigar Workers (Conditions of Employment) Act, 1966 as recommended by the Sub-Group on Sampling Design of ASI. For this purpose, Business Register of Enterprises (BRE) prepared by the respective states and Directory of Establishments based on Sixth Economic Census would be used by Industrial Statistics Wing (IS Wing).

4.25 To start with the implementation of the augmented frame, units with 100 or more employees not registered under Sections 2m (i) and 2m (ii) of the Factories Act, 1948, but included in the BRE of the respective states would be included in ASI frame. For this, BRE of Andhra Pradesh (AP) was included in the frame of Andhra Pradesh for ASI 2014-15, BRE of Manipur, Chhattisgarh, Himachal Pradesh, Punjab, Uttar Pradesh, Tamil Nadu and Rajasthan were included in the frame of respective states for ASI 2015-16 and BRE of Gujarat, Karnataka, Kerala, Rajasthan, Telangana, and Uttar Pradesh were included in the frame of respective states for ASI 2017-18 after verification of such units by FOD. This is a significant departure from past practices and it is an improvement in coverage of registered manufacturing sector.

4.26 The data collected through ASI relates to capital, employment and emoluments, consumption of fuel and lubricants, raw materials and other input/output, value added, labour turnover and other characteristics of factories/industrial establishments. Fieldwork for central sample is carried out by the FOD. The IS Wing processes the data and publishes the results. The field work of ASI 2022-23 has commenced from December 2023.

4.27 Final results of ASI 2020-21 and ASI 2021-22 (Volume I and Summary Results for Factory Sector) have been released on website of the Ministry in February 2024. ASI publications (Volume I and Summary Results for Factory Sector) & unit level data are available on the website of the Ministry viz. (www.mospi.gov.in). These publications are freely available to users in electronic media and can be downloaded from the Ministry's website.

State Participation in ASI

4.28 The State Directorates of Economics and Statistics (DESS) have been given necessary technical assistance and training for the purposes of participation in ASI. The participating States along with other desiring States have been provided with State sample list to take part in ASI survey work. IS Wing of DPD has provided all the survey and data processing instruments [sample list, schedule, instruction manual, data entry package (e-schedule), validation rules, validation software, pooling methodology, etc.] to the states. Central sample unit level data for respective states were also shared with the State DESS along with Tabulation Software so as to enable them to generate district/micro level estimates, if necessary, by augmenting samples.



Address by Secretary & CSI, MOSPI in the 11th National Seminar on Industrial Statistics at Kolkata on 11 May 2023

4.29 In the recent past many changes have been made for improvements in the collection, processing and dissemination of ASI data. Over the last few decades, there has been a spurt in the growth of the number of registered factories and consequently in the number of units from which data are to be collected and analyzed annually. Considering operational constraint of FOD, NSSO the sample sizes in ASI were kept 76,613, 77,919, 77,737, 79,589 and 80,764 units during ASI 2017-18, ASI 2018-19, ASI 2019-20, ASI 2020-21 and 2021-22 respectively. In ASI 2022-23, 82,702 units comprising 62,746 census units and 19,956 sample units have been selected for the survey. Starting from ASI 2012-13, the survey is being conducted through ASI web-portal.

Glimpses of ASI Results

4.30 The final results of ASI 2020-21 and ASI 2021-22 (Volume I, Volume II and Summary Results for Factory Sector) were released in February 2024. ASI 2020-21 and ASI 2021-22 covered the entire country. The field work for ASI 2021-22 was carried out during the period from March 2023 to September 2023 throughout the country with reference period coinciding with the fiscal year 2021-22. Some of the highlights of the results of ASI 2021-22 are given below:

- a) During 2021-22, the estimated number of factories was 2,49,987.
- b) More than 172 lakh persons were engaged by these factories.
- c) All the factories together had invested capital worth ₹55,44,932 crore.
- d) Total net value added by the factories was ₹17,48,325 crore.

4.31 The comparative statements regarding the Principal Characteristics of Industries as covered under ASI are given below:

Characteristics	Unit	2017-18	2018-19	2019-20	2020-21	2021-22
Factories	Number	237684	242395	246504	250454	249987
Fixed Capital	₹ Lakh	328588927	346606975	364135165	369438562	372635444
Productive Capital	₹ Lakh	393000817	427473434	452465244	480347637	507944093
Invested Capital	₹ Lakh	446094480	477726474	497362352	519114310	554493175
Workers	Number	12224422	12798588	13058156	12594563	13609931
Employees	Number	15546199	16212214	16568527	16025118	17151172
Wages to Workers	₹ Lakh	19280066	21576035	22890520	22261548	26455930
Emoluments	₹ Lakh	41835716	46207983	49172897	48389031	56082801
Total input	₹ Lakh	660520215	774377980	749755617	719206541	987917996
Output	₹ Lakh	807217258	928179908	898330129	880921387	1192715147
Depreciation	₹ Lakh	23729624	26155291	27309742	28135986	29964685
Net value added	₹ Lakh	122967418	127646637	121264771	133578860	174832466
NFCF	₹ Lakh	7539180	8310576	14361795	3225819	3042540
Net Income	₹ Lakh	105078789	107790378	102243476	115747714	157994016
Rent paid	₹ Lakh	2147363	512545	471423	481328	506211
Interest paid	₹ Lakh	18768379	19343714	18549872	17349819	16332239
Profit	₹ Lakh	57624246	55652258	46947269	61405752	95071368

ASI Web-Portal

4.32 Annual Survey of Industries Web-Portal was developed by Industrial Statistical Wing, Kolkata with the support of NIC for collection and compilation of ASI schedules. The main objective of the portal is collection of ASI data at the source with in-built validation which leads to data accuracy and time saving. The 24×7 availability in a secured environment is an added advantage. The vision is to deliver ASI data in a timely, transparent and reliable manner in a secured environment without any physical movement of the schedules. The ASI web-portal was successfully launched for frame updation, sample selection and e-compilation of ASI schedule from ASI 2012-13 to ASI 2018-19. From ASI 2019-20, ASI web-portal was developed as part of eSIGMA project of NSS and the same is being utilised since then.



ASI Conference with Business Associations organized by RO, Raipur During January 2024

Agricultural Statistics

4.33 The Agriculture Statistics Wing of NSSO (FOD) implements 'Improvement of Crop Statistics Scheme (ICS)' and assists State Governments in identifying deficiencies in their system of collection of area data and yield rate estimates of various crops. Under ICS Scheme, sample check on

the area enumeration work done by state primary workers and sample supervision of crop cutting experiments conducted by primary workers for estimating yield rate is conducted with a view to identifying the deficiencies in the system. The status report on ICS Scheme is presented to the State Governments.

4.34 Under the scheme, sample check on the primary field work relating to area enumeration in 13887 (6209 for Kharif Season & 7678 for Rabi Season) sample villages in an agriculture year and supervision of 31324 (15662 for Central and State sample each) crop cutting experiments in each agricultural year are undertaken. The State Agricultural Statistics Authority (SASAs) of state governments also carry out sample check on area aggregation of 5349 villages of state sample to bolster data on area statistics in Sch. AS 1.1. The data collected through the supervision of crop cutting experiments at harvest stage are also utilised to compute 223 estimates of yield rate of specified crops under the ICS scheme. The estimates are also tapped, among other sources, by DES, M/o Agriculture and Farmers' Welfare in preparation of the advance estimates.

4.35 At present, NSSO (FOD) has made transition from the system of paper-based schedule to e-schedule for data collection on sample check on Crop Cutting Experiments (CCEs) (Sch. AS 2.0). To start with, an in-house data entry software has been developed for AS 2.0 with technical expertise available at NSSO that had been rolled out from April 2018. On the similar lines, an Android based software namely 'AGRISOFT' for bringing sample check on Area Enumeration work (AS 1.0) to digital mode has been developed by using in-house expertise. It is in the process of improvement on the basis of feedback received from field offices and expected to be launched from next



Top to Bottom: Supervision of Crop Cutting Experiments (AS 2.0) being conducted at various locations of RO Kadapa and RO Chennai during Agricultural Year 2023-24, Kharif Season

agricultural year (2024-25). PMFBY provides comprehensive insurance cover against failure of the crop thus helping in stabilising the income of the farmers. As Hqrs. of NSSO (FOD) provides feedback and advice on methodology and procedural issues related to CCEs under the flagship programme of Pradhan Mantri Fasal Bima Yojana (PMFBY). DDG (AS) is a member of the national Technical Advisory Group (TAG) chaired by CEO-PMFBY. AS Hqrs. of NSSO (FOD) also provides expert advice to Mahalanobis National Crop Forecasting Centre (MNCFC) in its pilot and roll-out study of Smart sampling techniques spearheaded by MNCFC for direct yield estimation with the help of remote sensing, weather indices, agro-meteorological parameters and Ground Truthing.

Urban Frame Survey (UFS)

4.36 Urban Frame Survey (UFS) is conducted in a phase of 5 years by Field Operations Division (FOD) of MoSPI for formation and updation of UFS blocks in towns for providing frame for selection of first stage sampling units in urban sector for use in various Socio-Economic Surveys of NSSO. Currently the survey work of phase 2022-27 (July 2022-June 2027) is going on in digital mode using software support from NRSC. The latest UFS metadata with UFS Frame for updation on the MOSPI Website has been provided by DPD.

Price Data

Consumer Price Index for Agriculture Labour & Rural Labour [CPI(AL/RL)]

4.37 NSSO collects monthly rural retail price data for the compilation of Consumer Price Index (CPI) for Agricultural and Rural Labourers (AL/RL). Along with the price data for about 260 items, the daily wage rates of 12 major agricultural and 13 major non-agricultural occupations are also being collected in the Schedule-3.01 (R). Data on daily wage rates of important agricultural operations are reported by the State Governments on a monthly basis. The Labour Bureau, Shimla under the Ministry of Labour and Employment compiles and publishes the index figures of CPI (AL/RL), which is released every month (20th or preceding working day of the following month) for each of the states as well as at all India level. The current base year for CPI (AL/RL) is 1986-87=100. Data for RPC is collected from 603 villages every month spread across 26 States/UTs and transmitted to Labour Bureau, Chandigarh. In addition, price collection from 782 rural samples under new series for base revision is also being done by the field offices on a monthly basis.

Consumer Price Index (Urban)

4.38 Consumer Price Indices (CPI) for Urban Areas measure the changes over time in general level of retail prices of goods and services for the purpose of consumption relevant to the entire urban population in the country that households acquire. The price collection under CPI(U) started from May 2008 by FOD of NSSO on behalf of Price Statistics Division (PSD). The current base year for CPI (U) is 2012=100. Price data collection is done for 1078 quotations per month from 310 towns across the country. Collection/transmission of monthly retail prices in the urban prices portal of CPI (U) is being done regularly by FOD, NSSO.

Consumer Price Index (Rural)

4.39 FOD, NSSO is entrusted with the work of CPI (Rural) from September 2018 after the handover of task from the Department of Posts (DoP).

4.40 The base year of CPI (Rural) is same as that of CPI (Urban), i.e., 2012=100. Price data collection is being carried out from the markets located in 1181



Field inspection of price data collection for CPI (R)

villages across the country. Collection / transmission of monthly retail prices in the rural prices portal of CPI (R) is being done regularly by the field offices of FOD.

Market Survey and Base Revision of CPI (U/R)

4.41 A full-fledged market survey for the base revision of CPI (U/R) has started from 1 Jan 2024, which includes new selected Villages and Towns. Price data collection is done for 1399 Urban and 1465 rural quotations per month across the country.

Wholesale Price Index (WPI)

4.42 The Office of the Economic Adviser is responsible for compiling and releasing monthly WPI data. Data collection/transmission activities for 6765 quotations on monthly basis covering 5905 manufacturing units/factories from organised sector is being facilitated by FOD, NSO on behalf of the Office of the Economic Adviser in the Department of Promotion of Industry and Internal Trade (DPIIT), Ministry of Commerce & Industry for WPI.

Base Year Revision of WPI

4.43 Backlog price collection for 5884 quotations per month is being collected from April 2017 onwards in addition to the current WPI series for base revision of WPI.

Scheme

4.44 NSSO is responsible for implementing one of the sub-components of Ministry's Scheme 'Capacity Development', namely, 'Strengthening of Survey Capabilities of NSSO'. Under this component, SCD, NSSO releases funds as Grants-in-Aid to five NE State namely Arunachal Pradesh, Manipur, Mizoram, Tripura and Sikkim in lieu of field work conducted by the Directorates of Economics & Statistics for the Central Samples along with State Samples for the Socio-Economic surveys of NSS.

4.45 Under 'Strengthening of Data Processing Capabilities of NSS', apart from building of infrastructure, technology up-gradation and human resources development, two Plan Centres, namely, DP Centre, Bengaluru and DP Centre, Ahmadabad were established during the 10th Plan. These two DP Centres have contributed significantly in achieving timeliness of data processing and release of results.

Sarvekshana

4.46 Sarvekshana, a biannual technical Journal of National Sample Survey Office (NSSO) has been an important platform for encouraging research and analysis among academia, researchers and officials in the Government, on various socio-economic aspects especially based on the surveys conducted as part of the National Sample Survey Office (NSSO). The 114th issue of NSSO journal 'Sarvekshana' was published in April 2023. The journal carried three research papers on various aspects of Official Statistics.

4.47 A rigorous process of review of papers by the Editorial Advisory Board (EAB) and approval by EAB is followed for admitting papers for publication. Various issues of ‘Sarvekshana’ are available on the website of the Ministry.

National Seminar

4.48 SCD organizes National Seminars at regular intervals, usually after the release of survey reports based on data collected during National Sample Survey (NSS) Rounds, where experts/authors from different disciplines viz. Academia / Researchers/Central & State Govt. officers and other institutions/Universities are invited to present research papers. Seventeen (17) National Seminars have been organized in reputed Institutes/Universities across the country till 2022-23. The 17th National Seminar covering NSS Survey Results taken up during 76th round (July – December, 2018) and 77th round (January – December, 2019) of NSS was organized at Cochin University of Science and Technology (CUSAT), Kochi on 1 and 2 September 2022.



Some glimpse of 17th National Seminar held at CUSAT, Kochi

Use of Modern Technology/New Initiatives

4.49 Digitalisation of Socio-Economic Survey has been taken up from the 77th Round NSS, which started from 1 January 2019. Data in the field are being captured on IT enabled platform using tablets. While improving the quality of field data through in-built checks, it reduces the time lag in transmission of data as well.

4.50 The field work of on-going UFS phase (2022-2027) is being undertaken in digital mode through mobile/web applications developed by National Remote Sensing Centre (NRSC), Hyderabad. Boundaries of blocks/wards/Investigator units/ towns are being drawn on satellite

imagery obtained from 'Bhuvan' portal using Quantum Geographic Information System (QGIS) software. Various attributes of structures are captured through the mobile application and embedded on satellite imagery. The digital mode envisages saving of the UFS maps along with associated attributes on Bhuvan portal for ultimate use as sampling frame for conduct of Socio- Economic Surveys. NSSO (FOD) has also entered into a Memorandum of Understanding (MoU) with the National Remote Sensing Centre (NRSC) under the Indian Space Research Organization (ISRO) to facilitate UFS in a digital mode using the state-of-the-art Geo ICT tools and techniques using Bhuvan Platform.

4.51 FOD has made transition from the system of paper-based schedule to e-schedule for transmission of data on Sample Checks on Crop Cutting Experiments (CCEs) (Sch. AS 2.0). An in-house data entry software was developed for AS 2.0 with technical expertise available at NSSO and was made available to all Regional Offices/ State Governments concerned during 2018-19.

Digitization of survey instruments and reduction in time lag in National Sample Surveys

4.52 In respect of systemic improvement and timely publication of data, modern IT tools are being adopted for improved data capturing and processing. As a part of this, all the ongoing NSS surveys are now being conducted in CAPI (Computer Assisted Personal Interview), loaded with in-built Computer Scrutiny Points (CSP), for data validation at different stages of data capturing which is a cloud based digital platform ensuring simultaneous data processing. It enables faster validation and improved data quality along with the time cycle involved in publishing the survey result. This technological improvement caused a drastic reduction in the time lag of release of Quarterly Bulletins (QB) of PLFS from nine months to 2 months from the completion of field work. The time lag in release of PLFS Annual Report 2022-23 has also been brought down to around 3 months from 8 months of release of PLFS Annual Report 2021-22 from end of survey period.

Upgradation/augmentation of infrastructure in field offices

4.53 The infrastructure in the field offices of the FOD is being regularly developed and strengthened. In this connection, the following works have been undertaken during FY 2022-23:

- i). Repairing and upgradation work of NSSO (FOD) Hostel, Guwahati started.
- ii). Office building of Regional office Bengaluru has been renovated.
- iii). Renovation of Office building of Regional office Hyderabad started.
- iv). Office building of Regional office Shivpuri is renovated.
- v). Renovation of office building of Regional Office, Faridabad started.
- vi). Construction of physically disabled person's toilet with all necessary fittings, toilets renovation and painting inside and outside at NSSO building, NavaVadaj, Ahmedabad is completed.
- vii). Renovation / upgradation of Zonal Training Centre of East Zone was completed.

The following works have been undertaken during FY 2023-24:

- i). Repair and Upgradation work of NSO (FOD) Hostel at ZO Guwahati is completed.
- ii). Renovation of Office building of Regional office Hyderabad is completed.
- iii). Renovation of office building of Regional Office, Faridabad is completed.
- iv). Construction of boundary wall around the plot purchased for SRO Rajkot is completed.
- v). Installation of lift at RO Hubli is completed.
- vi). Construction of boundary wall around the plot of SRO Udhampur is completed.
- vii). Construction of boundary wall around the plot of SRO Kakinada is completed.
- viii). Third installment towards purchase additional space for Zonal / Regional Office Guwahati is paid.

4.54 During FY 2023-24, LoAs amounting to 54 crore have been issued to CPWD for various projects under Building and Structures including above mentioned work.

Strengthening of Training facilities

4.55 Capacity development and knowledge up-dation of the technical manpower of FOD is a continuous process. FOD organizes regular in-service training module for its staff through its Zonal Training Centers(ZTCs) in all six Zonal Offices and Agricultural Statistics Wing, Faridabad. During 2023-24, officers/officials were trained on various technical schemes like Scio-Economic Survey, ASI/ASI Web Portal, Agriculture Statistics, UFS, PLFS, etc. and general administrative matters and Right to Information Act, 2005. Besides this, survey-specific trainings are organised by Regional Offices of FOD for field staff before start of field work for any survey.



Inauguration of Training hall by DG NSS at ZO(EZ) Kolkata on 29 August 2023

4.56 During 2023-24, FOD organised training of field functionaries by trainers of SDRD and DPD for commencement/ launch of ASUSE 2023-24 in October 2023 followed by one day refresher training to all field staff at RO level.

Chapter 5

Member of Parliament Local Area Development Scheme (MPLADS)

5.1 The MPLAD Scheme is a Central Sector Scheme, fully funded by the Government of India. The Scheme was announced on 23 December 1993 by the then Prime Minister of India in the Parliament. The main objective of the Scheme is to enable each Member of Parliament to recommend works of developmental nature with emphasis on the creation of durable community assets based on the locally felt needs of the people. Initially the administration of MPLADS was with the Ministry of Rural Development. However, since October 1994, the administration of the Scheme has been vested with the Ministry of Statistics and Programme Implementation. The scheme is governed by a set of Guidelines, which have been comprehensively revised from time to time. The present Guidelines were released on 22 February 2023, which came into effect on 1 April 2023.

5.2 Salient features of the MPLAD Scheme

- a) MPLADS is a Central Sector Scheme fully funded by the Government of India under which Hon'ble Members of Parliament are allocated annual authorization limit at the beginning of each financial year subject to certain conditions.
- b) The basic principle to be followed by the Member of Parliament, the Nodal District Authorities, the Implementing District Authorities and the Implementing Agencies, while recommending and sanctioning the works under the scheme is that it leads to creation of durable public assets for public good of the society at large and does not have any restriction in its access and its usage to any section of the society.
- (c) MPLADS funds can be used for creation of immovable public assets on Government owned land, and movable public assets for Government owned and Government controlled institutions only, i.e. the Central, State/UT and local Governments, including Government aided institutions.
- (d) MPLADS Guidelines, 2023 provides an indicative list of works that can be taken up under the scheme. However, this list is not exhaustive and new works can be added to the list on the recommendations of a Member of Parliament, if the same complies with overall principles and objectives of the scheme.
- (e) Any unspent balance out of the annual allocation of a particular Member of Parliament shall be carried forward and added to the annual allocation for that Member of Parliament for the subsequent Financial Year and the drawing limits of his account with Nodal District Authority shall be fixed accordingly.
- (f) Under MPLADS, the role of the Members of Parliament is limited to recommending the works. Thereafter, it is the responsibility of the District Authority to sanction, execute and complete the works recommended by Members of Parliament within the stipulated time period.

(g) The elected Lok Sabha Members can recommend works in their respective constituencies. The elected members of the Rajya Sabha can recommend works anywhere in the State from which they are elected. Nominated Members of the Lok Sabha and Rajya Sabha can recommend works, anywhere in the country.

(h) A Member of Parliament can recommend funds only up to ₹50 lakhs per year to all Societies/Trusts put together, provided that such Member of Parliament cannot recommend work of more than ₹1 crore for any particular Society/Trust during his/her entire term. The limit of ₹1 crore will start again on start of a fresh term of the individual concerned as Member of Parliament after their re-election/ nomination.

(i) Any Member of Parliament from anywhere in the country can consent their MPLADS funds up to ₹1 Crore per annum for rehabilitation and reconstruction works in areas affected by natural “Calamity of Severe Nature” declared by the Government of India in any part of the country, subject to other provisions of MPLADS Guidelines.

(j) When a “Calamity of Severe Nature” has been declared by a State Government through a notification in the official gazette and not by the Government of India, Lok Sabha Members of Parliament from any constituency in that State and any Rajya Sabha Members of Parliament of that State can consent up to a maximum of ₹25 lakh per annum in the affected area(s) of the State.

(k) In order to give due attention to the development of infrastructure in the areas inhabited by Scheduled Castes and Scheduled Tribes, Members of Parliament are to recommend every year, works costing at least 15 percent of the total MPLADS entitlement for the year for areas inhabited by Scheduled Caste population and at least 7.5 percent of the total MPLADS entitlement for the year for areas inhabited by Scheduled Tribe population.

(l) An elected Member of Parliament can also recommend works anywhere in the country outside the usual region in which he/she can recommend work as mentioned in Para 3.1.1 of the MPLADS guidelines subject to the ceiling of ₹25 lakh in a financial year per Member of Parliament for all such recommendations, except in case of calamity.

(m) The guidelines have a provision to provide assistance to individual differently abled persons by providing them prosthetics, wheelchairs, tricycles (manual or motorized), electric scotties, hearing aids and other such devices.

(n) The MPLADS funds, including those for the works to be executed for Trust, Societies and Cooperative Societies, can be pooled with individual/stand-alone projects of other Central and State Government schemes, as well as with that of local bodies, provided such works are otherwise eligible under MPLADS Guidelines.

(o) The Project Management Unit under MPLADS Division (PMU-MPLADS) of Ministry of Statistics and Programme Implementation has been designated as Central Nodal

Agency for implementation of the Scheme. The actual fund shall only be with Central Nodal Account and fund will be directly credited to vendor's account as and when the demands are raised electronically.

(p) The roles of Central Government, State Government, District Authorities and Implementing Agencies have been clearly defined in the MPLADS Guidelines, 2023 for implementation of MPLAD Scheme. The MPLADS Guidelines are available at Ministry's website: mplads.gov.in

Scheme Performance

Physical Performance

5.3 Since inception, the Scheme has benefited the local community by meeting various developmental needs such as drinking water facility, education, electricity, health and family welfare, irrigation, non-conventional energy, community centers, public libraries, bus stands/stops, roads, pathways and bridges, sports, etc. These works are sanctioned, executed and monitored as per the provisions of the MPLADS Guidelines.

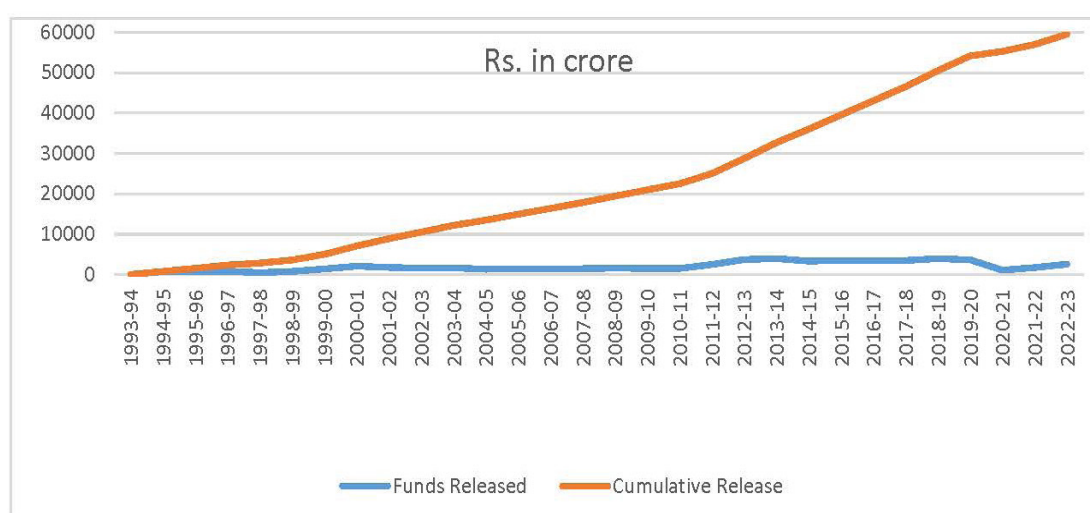
Since the inception of the scheme and as on 31 March 2024,

- 25,97,604 works have been recommended by MPs
- 22,93,251 works have been sanctioned out of these recommended and taken up for implementation
- 20,81,325 works have been completed and assets made available for utilization by the local communities.

After the implementation of eSAKSHI Portal from 1 April 2023, during 2023-24,

- 1,15,530 works have been recommended by MPs
- 72,054 works have been sanctioned; and
- 3,256 works have been completed.

Financial Performance



5.4 Since the inception of the scheme, an amount of ₹59505.73 crore has been released to Members of Parliament (Refer Graph for year-wise release of funds).

5.5 Since the inception of the Scheme, funds amounting to ₹59,505.74 crore have been released by the Ministry till 31 March 2023 and an expenditure of ₹59,250.75 crore has been incurred. 99.57 per cent of the amount released has since been spent under the scheme since inception.

Revised MPLADS Guidelines and New Fund Flow Procedure

5.6 With the objective of making the scheme more flexible, efficient and effective and to bring it in line with the changing development needs of the community, a revised set of Guidelines have been released on 22 February 2023, which came into effect from 1 April 2023. eSAKSHI portal has been developed by the Ministry in collaboration with State Bank of India to implement revised fund flow procedure under MPLADS with effect from 1 April 2023 in line with the directions of the Ministry of Finance.



5.7 Under the Revised Fund Flow Procedure, Members of Parliament will not be required to wait for the actual fund to be released by the Ministry before recommending new projects as they will be allocated annual drawing limits at the beginning of each financial year subject to certain conditions. The entire process of fund flow would operate on an IT platform viz. eSAKSHI which allows all the stakeholders, including Members of Parliament, the Central and State Government agencies, the district authorities etc. to monitor the status of funds and works on real time basis, which would facilitate effective implementation of projects under MPLADS and also bring in greater transparency and accountability in the system.

5.8 After the implementation of eSAKSHI Portal under the new fund flow system from 1 April 2023, during 2023-24,

- Authorization amounting to ₹6817.47 crore has been released.
- An expenditure of ₹1089.94 crore has been incurred.
- 15.98 per cent of the amount authorized have been spent.

5.9 As per the information received from the Districts, an expenditure of ₹60610.69 crore has been incurred under the scheme up to 31 March 2024, of which ₹1089.94 crore have been spent through the eSAKSHI portal during 2023-24.

Launch of eSAKSHI Mobile App

5.10 The Ministry launched the e-SAKSHI mobile application on 16 January 2024, which offers accessibility and convenience to the Hon'ble MPs to propose, track and oversee the projects in real-time, enhances decision-making processes, enabling swift responses to emerging needs

or issues. The mobile app would provide the Hon'ble MPs with instant updates on the status and progress of their proposed projects and will also streamline communication between MPs and relevant authorities, facilitating a more efficient exchange of information.

5.11 This transparency not only fosters accountability but also instills public trust in the allocation and utilization of MPLADS funds. The mobile application also has the features for budget management facilitating monitoring of expenditure by MPs. The overall improvement in the implementation of MPLAD Scheme is attributed to the synergy attained by the cooperation of different stakeholders and operational experience gained over years, active participation and monitoring. The entire process of recommendation under the revised guidelines will operate through the web portal as well as mobile application. This innovative technology solution aims to enhance transparency, accessibility, and efficiency in the execution of MPLAD scheme.

Monitoring and Training

5.12 During 2023-24, in order to disseminate the new system and the associated guidelines to the various stakeholders viz. State and District Authorities and to make them understand the functionality provided in the eSAKSHI Portal, MPLADS Division organized a series of workshops and seminars throughout the year. Twelve webinars and 38 workshops were conducted during the year across all States/UTs to guide the officers from State and District Authorities and creating awareness about the e-SAKSHI Portal.

5.13 In addition, a dedicated 24 x 7 helpdesk, (1800113702) has been set up for addressing / resolving issues related to e-Sakshi Portal. Kiosks/booths were set up during all Parliament Sessions since Monsoon Session of 2023 and queries raised by Hon'ble MPs/their representatives were addressed relating to portal overview, funds release, login issues and IDA related issues etc.



Infrastructure and Project Monitoring

6.1 The Infrastructure Projects Monitoring Division (IPMD) of MoSPI undertakes the monitoring of projects of ₹150 crores and above. As per Government of India Allocation of Business Rules, 1961 this division of Programme Implementation (PI) wing of MoSPI is mandated to fulfill the following:

- *Project Monitoring - Monitoring of projects of ₹150 crores and above*
- *Performance Monitoring - Monitoring of the performance of Infrastructure Sectors*

Project Monitoring

6.2 IPMD performs the implementation status of Projects above ₹150 crore through the project related data of Ministries/Departments/PSUs captured through the Online Computerized Monitoring System (OCMS) of MoSPI. A range of parameters are captured through OCMS in respect of the progress of the projects, financial parameters (cost and expenditure related), reasons/ issues accounting for slippages in the projects with respect to the planned schedule and original cost. Based on the aforementioned project data, MoSPI analyses the time and cost overrun of the projects and releases a monthly Flash Report (FR) and a Quarterly Project Implementation Status Report (QPISR).

6.3 Through constant persuasion with the line ministries on the matter of project reporting of projects by the implementing agencies on the OCMS portal, a significant increase in the reporting of Central Sector Projects on the portal has been achieved. Presently, the reporting percentage stands at over 90 per cent.

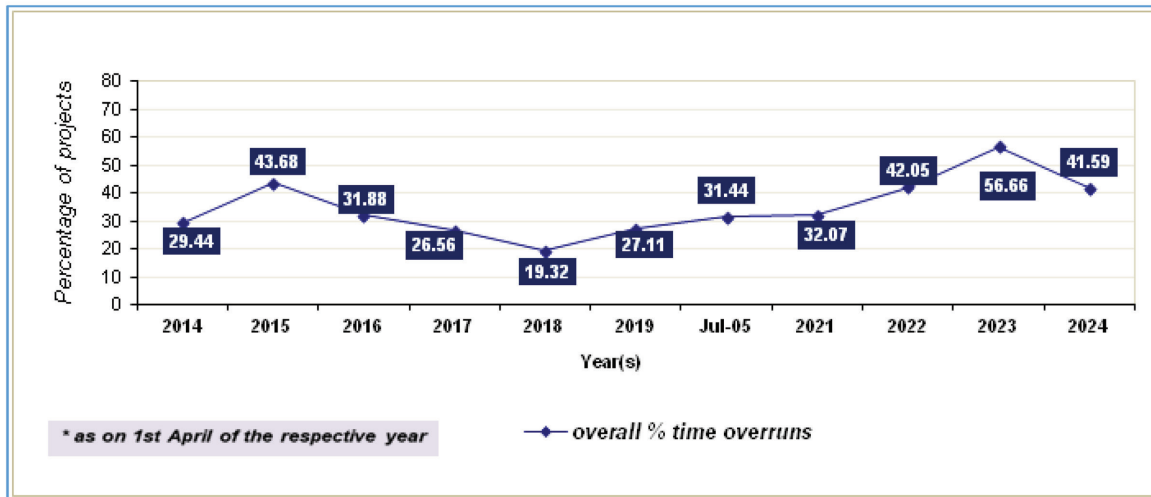
6.4 One of the significant contributions of the IPMD has been implementing systemic improvements periodically to expedite the project implementation. The IPMD serves as a crucial facilitator in identifying projects falling behind schedule or experiencing cost overruns during the regular project review meetings with the respective Administrative Ministries. This process assists Administrative Ministries in pinpointing project constraints and implementing corrective measures to address bottlenecks effectively.

6.5 As of 1 April 2024, 1873 projects, costing approximately ₹26.88 lakh crore are on the monitor of MoSPI. While 779 projects are experiencing delays, project implementing agencies have reported a total cost overrun of ₹5.01 lakh crore in 449 projects. The cumulative expenditure for the 1873 ongoing projects up to March 2024 was ₹17.12 lakh crore, of which ₹4.22 lakh crore was spent during the current year 2023-24. During the period December 2022-March 2024, a total of 439 projects have been reported completion at a cost of ₹3.74 lakh crore.

6.6 Additionally, the data collected through the OCMS portal is utilized to generate inputs for several high-level meetings, including the PRAGATI monthly review, the Prime Minister's State visits, for addressing Parliamentary Questions and requests under the Right to Information (RTI) Act.

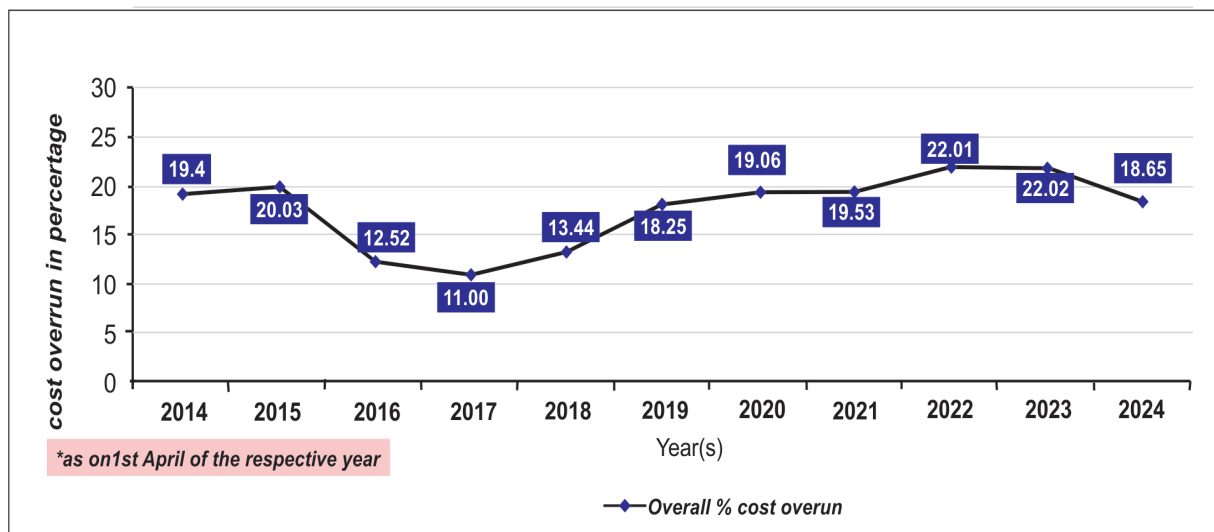
Time Overrun in Projects

6.7 The graph illustrates the trend in the percentage of projects experiencing time overruns from 2014 to 2024. It demonstrates an increase from 29.44 per cent in March 2014 to 41.59 per cent in March 2024. Some of the reasons of time overrun as reported by implementing agencies in OCMS include delays in land acquisition, delays in obtaining forest/environment clearances, lack of infrastructure support and linkages, delays in tie-up of project financing, delays in finalization of detailed engineering, changes in scope, delays in tendering processes, contractual issues, inadequate resources including manpower, etc.

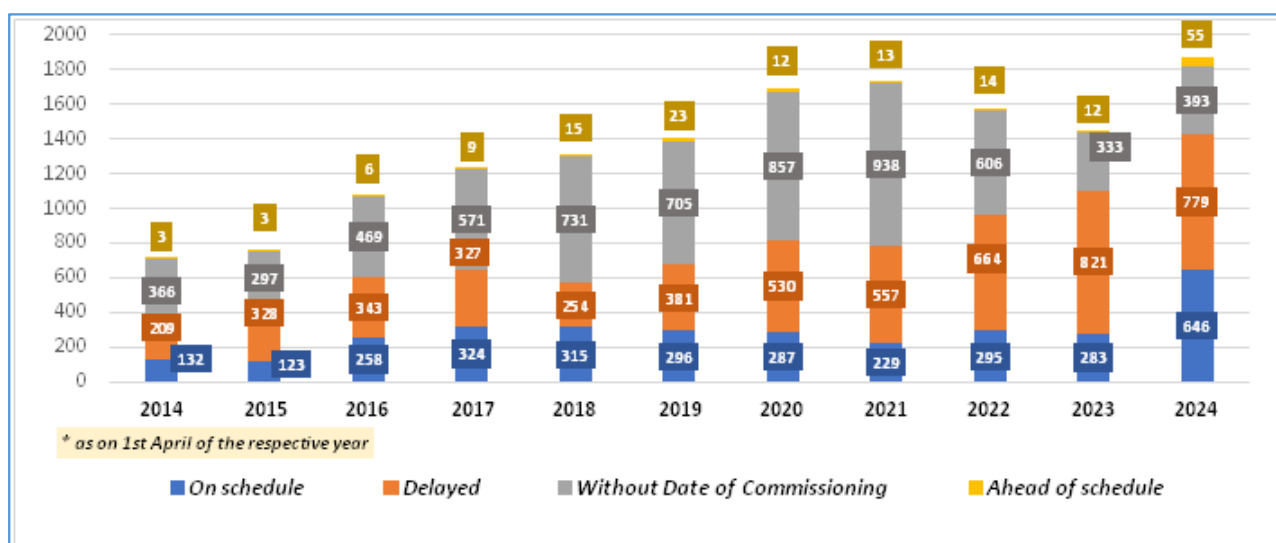


Cost Overruns in Projects

6.8 The graph below illustrates the trend in the percentage of cost overrun for all under-implementation projects from 2014 to 2024. It indicates a decline from 19.4 per cent in March 2014 to 18.65 per cent in March 2024. Some of the reason of cost overrun as reported by implementing agencies on OCMS include change in scope of projects, under-estimation of original cost, changes in rates of foreign exchange and statutory duties, high cost of environmental safeguards and rehabilitation measures, increased land acquisition costs, monopolistic pricing by vendors of equipment services, general price rise / inflation and time overrun.



6.9 The distribution of project count categorized as *on schedule*, *delayed*, *without date of commissioning*, and *ahead of schedule* from March 2014 to March 2024 can be seen from graph below :



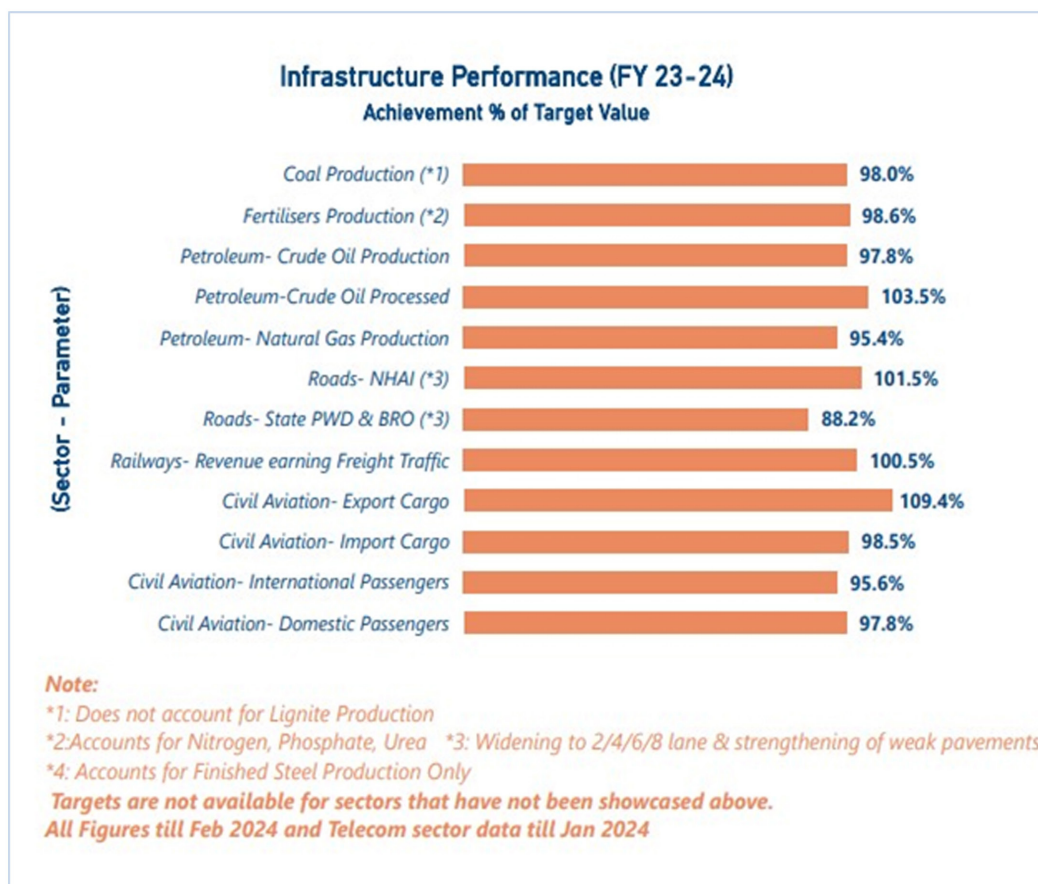
6.10 Monthly Flash reports and quarterly review reports are prepared which include detailed analysis of time and cost overrun in respect of monitored projects. These reports are published on the website of the MoSPI.

6.11 The OCMS portal of MoSPI is in the process of being revamped. A common upload form catering to the requirements of MoSPI is being integrated with the portal of IIG ad PMG, which would require various line Ministries/Departments to update data in respect of their projects on one single unified portal and would simplify the project monitoring exercise.

Performance Monitoring - Monitoring of the performance of Infrastructure Sectors

6.12 The IPMD also reviews the performance of 11 key infrastructure sectors including Power, Cement, Coal, Steel, Railways, Shipping and Ports, Fertilizers, Petroleum and Natural Gas, Civil Aviation, Roads and Telecommunication with reference to their pre-set targets for the period and achievement there against. An analysis of the information received from these Ministries/ Departments is fed in an intranet-based application for generating monthly Infrastructure Performance Review Report. The reports prepared are published on MoSPI website.

6.13 During FY 2023-24, the percentage of achievement relative to target values across various sectors is illustrated below :



Appraisal & Approval (A&A) of Projects

6.14 IPMD also provides inputs for the appraisal of projects undertaken by the Public Investment Board (PIB), Delegated Investment Board (DIB), Cabinet Committee on Infrastructure for Appraisal & Approval (A&A), Expanded Board for Railways (EBR), and for EFC and SFC appraisals.

Trainings in Project Monitoring

6.15 IPMD organizes training programmes on 'Project Planning and Management' for various stakeholders (Line Ministries/ Implementing agencies of projects) in collaboration with institutes of repute. A mid-level five days residential training programme was organized from 26 Feb 2024 to 1 March 2024 in collaboration with Management Development Institute (MDI), Gurgaon. The training programme covered topics related to Project Management in practice, planning, scheduling, resource allocation & costing, monitoring & control, risk management, project management simulation, project auditing, project communication, reporting etc., and 30 participants from different Ministries and Departments participated.

Indian Statistical Institute

7.1 The Indian Statistical Institute (ISI) was formally established on 17 December, 1931 in a meeting presided by Sir R.N.Mookerjee, the first President of the Institute, and Professor Prasanta Chandra Mahalanobis was appointed as the Honorary Secretary. On April 28, 1932 the Indian Statistical Institute was registered as a non-government and non-profit distributing learned society under the Societies Registration Act No. XXI of 1860. The Institute is now registered under the West Bengal Societies Registration Act XXVI of 1961, as amended in 1964. The institute was accorded 'National importance' through Indian Statistical Institute Act, 1959.

7.2 As the Institute expanded its research, teaching, training and project activities, it started earning national/international recognition. The outstanding contributions made by the Institute in theoretical and applied statistical work culminated in the recognition of the Institute as an 'Institution of National Importance' by an Act of the Parliament³. The Institute was empowered with the right to hold examinations and award degrees/diplomas in Statistics and degree courses of Bachelor of Statistics (B. Stat.), Master of Statistics (M. Stat.) and Post Graduate Diplomas in SQC & OR and Computer Science were started from June 1960. The Institute was also empowered to award the Ph.D./D.Sc. Degree from the same year. Subsequently, Master of Technology (M. Tech) courses in Computer Science (CS) and in Quality, Reliability & Operations Research (QROR) were also introduced.

7.3 In 1995, by an amendment to the ISI Act⁴, the Institute was further empowered to award degrees/diplomas in Mathematics, Quantitative Economics, Computer Science and such other subjects related to Statistics. This provided great encouragement to research activities not only in Statistics/Mathematics, but also in various branches of Computer and Communication Sciences, Natural and Social Sciences, Physics and Earth Sciences, Biological Sciences, Statistical Quality Control & Operations Research, Library and Information Sciences in a broader way. Over the years, the Institute has been playing a key role in the development of statistical theory and methods by promoting research and practical applications in different areas of natural and social sciences.

Rich heritage of the Institute

7.4 The Indian Journal of Statistics 'Sankhya' is being published by the Institute since 1933. It is considered as one of the leading statistical journals of the world. Pioneering research activities were carried out in many areas of statistical theory, especially in the corner as of multivariate analysis, sample surveys and design of experiments. Such activities were strengthened and new directions were opened up by Professor C. R. Rao and many others who joined the Institute in 1940s and the tradition continues. Research in economics was greatly stimulated when the Prime Minister of India, entrusted the preparation of the draft Second Five-Year-Plan of the country to Professor Mahalanobis and the Institute in the year 1954. The "Draft" submitted by the Institute under the leadership of Professor Mahalanobis with the planning models have since been regarded as major contributions to economic planning in India.

³ Indian Statistical Institute Act, 1959, No. 057 of 1959

⁴ Indian Statistical Institute (Amendment) Act, 1995, No.38 of 1995

7.5 The ISI played a pioneering role in starting the Statistical Quality Control (SQC) movement in India by organizing a visit of Professor W.A. Shewhart, the father of SQC, to India in November 1947 and later by inviting other experts like Dr. W. E. Deming, Dr. Ellis R. Ott, Dr. H. C. Tippett and Genichi Taguchi for the same purpose. SQC promotional work of the Institute then gradually spread all over the industrial centres in India under a comprehensive programme covering education and training, applied research and consultancy services. The Institute also became a permanent member of “Quality Council” of India.

7.6 From the early days, the Institute has been interacting with many internationally reputed scientists in different disciplines from the world over. Some of these scientists have worked in the Institute for several months or even longer. Sir Ronald A. Fisher, a pioneer of modern statistics, was a regular visitor and lent considerable support to the Institute. Professor J.B.S. Haldane, a geneticist of international repute, was a member of the faculty for several years beginning from 1957. The

celebrated mathematician, Norbert Wiener visited the Institute twice in 1954 and again in 1955-56. The other academic personalities whose visits influenced the development of the Institute include the Statisticians like Harold Hotelling, Frank Yates, Herman Wold, Edwin Harper (Jr.), H. Cramer and Peter J. Bickel; the Mathematicians like A.N. Kolmogorov, Yu. V. Linnik, J.L. Doob and there after Vaughan F.R. Jones; Statistical Quality Control experts like Walter Shewhart and G. Taguchi; Economists like Simon Kuznets, Paul



A. Baran, Joan Robinson, Jan Tinbergen, Nicholas Kaldor, R.M. Goodwin, David Cox, Ruth Glass and J.K. Galbraith and more recently Amartya K. Sen, Robert Aumann, Lotfi A. Zadeh, Joseph E. Stiglitz, James A. Mirrlees, Eric Stark Maskin, Ei-ichi Negishi, Ada Yonath, David Jonathan Gross, Joachim Frank; Geologist like Pamela Robinson; Biochemists like N.W. Pirie and Linguists like D. Kostic. All along the Institute has tried to live up to Ronald Fisher’s dictum that Statistics is a “Key Technology” in view of its intimate relevance to all scientific endeavours, which involve experimentation, measurement and inference from sample to aggregate.

7.7 In the field of Computer Science, the Institute has a rich tradition. In 1953, small analog computer was designed and built in the Institute. In 1956, the Institute acquired a HEC-2M machine from the U.K., which was the first digital computer in India. In early sixties, the Institute, in collaboration with the Jadavpur University, undertook the design, development and fabrication of a fully transistorized digital computer, called ISIJU-1, which was commissioned in 1966 by Shri M.C. Chagla, the then Minister of Education, Government of India. High quality research, publication and development in the different branches of computer sciences had been carried out by the internationally acclaimed computer scientists of the Institute over the last decade and their

coordinated efforts have placed the Institute in the forefront in national and international scenario.



Celebration of 130th Birth Anniversary of Prof. P. C. Mahalanobis as well as Statistics Day on 29 June 2023



Entrance gates of Centres, Branch, Units and Headquarters of ISI throughout the country

Teaching and Training Division

7.8 During the academic session 2023-2024, a total of 18,060 candidates applied for admission and were called for written selection tests for fourteen (14) programmes⁵ offered by the Institute. In 2003, a total of 11996 candidates appeared at 72 different centres for admission tests, 1191 candidates qualified in the written tests and were called for interviews, 507 candidates were offered admission and 485 candidates joined various research and non-research courses during the academic session. In addition, five sponsored candidates also took admission from Government sector.



Fifty-eighth Annual Convocation of the Institute held on 19 December 2023

7.9 For Post Graduate Diploma in Applied Statistics Programme (PGDAS), which is a one-year on-line diploma programme offered by ISI, 92 candidates were registered for the regular channel and 24 candidates were registered through tuition waived channel in the academic session 2023-24.

7.10 For 65 seats of Post Graduate Diploma in Business Analytics (PGDBA), which is a two-year fulltime diploma programme jointly offered by ISI, IIT Kharagpur and IIM Calcutta, 1974 candidates had applied, 1497 candidates appeared for the written test, 329 candidates and 61 students enrolled in the programme.

7.11 Till 31 March 2024, 73 trainees from various Universities/ Institutions one to six months Project training in different Units of the Institute , under the guidance of different faculty Members of the Institute⁶.

International Statistical Education Centre (ISEC)

7.12 The International Statistical Education Centre⁷ (ISEC), founded in 1950 on the initiative of Professor P.C. Mahalanobis at Kolkata through an agreement between the International Statistical Institute and the Indian Statistical Institute (ISI). It functions under a Board of Directors, which has members from ISI, MoSPI and the Ministry of External Affairs (MEA). The current Chairman of ISEC is Professor S.P. Mukherjee. The centre aims to provide training in theoretical and applied



74th Term ISEC Convocation held on 29 August 2023

statistics at various levels to selected participants from countries of the Middle East, the Far East, South and South-East Asia, as well as the Commonwealth countries of Africa. ISEC organizes an annual 10-month diploma course in Statistical Theory and Applications, which is partially funded by the Indian Technical and Economic Cooperation (ITEC) Programme of the Ministry of External Affairs (MEA), Government of India, and is conducted with the support provided by ISI. In addition, special courses on different topics of varying duration are also organized for international participants.

⁵ B. Stat. (Hons.), B. Math. (Hons.), M. Stat., M. Math., Master of Science (M.S.) in Quantitative Economics, Master of Science (M.S.) in Quality Management Science, Master of Science (M.S.) in Library and Information Science, M. Tech. in Computer Science, M. Tech. in Cryptology and Security, M. Tech. in Quality, Reliability & Operations Research, Post Graduate Diploma in Statistical Methods and Analytics, Post Graduate Diploma in Agricultural and Rural Management with Statistical Methods and Analytics, Post Graduate Diploma in Applied Statistics (On-line programme), Research Fellowships in Statistics, Mathematics, Quantitative Economics, Computer Science, Quality, Reliability and Operations Research, Physics and Applied Mathematics, Biological Science, Library and Information Science and Sociology

⁶ Advanced Computing and Microelectronics Unit, Agricultural & Ecological Research Unit, Computer Vision and Pattern Recognition Unit, Electronics and Communication Sciences Unit, Geological Studies Unit, Interdisciplinary Statistical Research Unit, Machine Intelligence Unit, Physics and Applied Mathematics Unit, Sampling and Official Statistics Unit and Statistical Quality Control & Operations Research Unit

⁷ An Associate Institution of ISI as per Regulation no. 14 of the Institute

7.13 In the current academic year (2023-24) the 75th term of the regular 10-month course on Statistical Theory and Applications is being conducted from 1 September 2023 to 30 June 2024. One short-duration (2-week) course, funded by ITEC, was conducted for international participants, while two more courses would be conducted in the later part of the year. A course on Sampling Methodologies for Conducting Household Surveys was also organized from 30 October to 10 November 2023, in which 13 participants from seven different countries, namely Ghana, Jamaica, Maldives, South Sudan, Thailand, Tanzania and Vietnam participated.

Research Work

7.14 The research, development and consultancy activities of the Institute are grouped in the seven Academic Divisions viz. Theoretical Statistics and Mathematics; Applied Statistics; Computer and Communication Sciences; Physics and Earth Sciences; Biological Sciences; Social Sciences and Statistical Quality Control & Operations Research. In addition, Library, Documentation & Information Sciences Division and Computer & Statistical Services Centre provide services to the Institute.

7.15 There are two national facilities centres i.e. Centre for Soft Computing Research and R.C. Bose Centre for Cryptology and Security. The Center for Soft Computing Research: A National Facility is functioning in the Institute with its outstanding contribution and achievements in the area of soft computing and machine intelligence aimed at conducting research both theoretical and applied, of international standard, in the fields of soft computing. R.C. Bose Centre for Cryptology and Security aims to promote interdisciplinary research in Mathematics, Computer Science and Statistics towards furtherance of teaching, research as well as training and development in Cryptology and Cyber Security. It acts as a national hub for cryptographic requirements, cutting-edge research activities and indigenous capacity building in cryptology and related fields.

7.16 Further, there are three research centres in the Institute viz. Centres for research on the Economics of Climate, Food, Energy and Environment (CECFEE) at Delhi, Centre for Artificial Intelligence and Machine Learning (CAIML) at Kolkata and a Technology Innovation Hub (TIH) at Kolkata. CECFEE is engaged with the Climate Change Finance Unit in the Department of Economic Affairs, Ministry of Finance during the G20 presidency and contributed to the carbon pricing and climate finance report. The researchers of the Centre explore diverse themes like health, gender, food, agriculture, waste, and policy design. CAIML works towards striving for becoming the AI hub in India. It works on development of theories and methodologies of AI with a view to reaching out the benefits of AI to the most. The centre plays a key role in helping our nation as well as the United Nations (UN) to achieve some of their major goals. Institute of Data Engineering, Analytics and Science Foundation is the Technology Innovation Hub (IDEAS-TIH) set up at ISI Kolkata under the aegis of National Mission on Interdisciplinary Cyber-Physical Systems (NM-ICPS) to focus on Technology Development and Translation, HRD, Technology Business Incubator (TBI) & Start-up Development and International Collaborative Research in the area of Data Science, Big Data Analytics and Data Curation. IDEAS TIH came into existence in March 2021, in ISI. Several translational research projects are already underway, few of them with collaborators in other Indian and foreign universities.

7.17 The Computer and Statistical Service Centre (CSSC) situated at the Headquarters is responsible for management, maintenance and support of its entire IT infrastructure⁸ and related issues of its users comprising students of its various curriculum, faculty, scientists and administrative staff.

Sankhya – The Indian Statistical Journal

7.18 The internationally renowned journal Sankhya, an official publication of the Indian Statistical Institute, was founded by Professor P.C. Mahalanobis in 1932 and began publication under his editorship. It is devoted to original research articles in Probability, Mathematical Statistics and Applied Statistics. Reviews and discussion articles on current research activity in the above areas are also published. A rigorous peer review process is followed for all articles submitted to Sankhya for publication. Many seminal articles in Probability, Theoretical Statistics and Applied Statistics have appeared in Sankhya.

7.19 The journal is published in two separate series – Series A and Series B. Series A is published twice during the year, one in February and the other in August and covers Probability and Theoretical Statistics. Series B is also published twice during the year, one in May and the other in November and covers Applied and Interdisciplinary Statistics. Beginning 2010, the Institute has been collaborating with Springer for printing and marketing the international edition of Sankhyā, in both print and electronic editions. The editorial system is now electronic, that is, the entire process starting from submission of articles to editorial processing ending in final editorial decision for articles is now done online. The access to the articles of every edition of Sankhyā Series A and B are available on the following links:

- Series A: <https://www.springer.com/journal/13171>
- Series B: <https://www.springer.com/journal/13571>

7.20 A special issue of Series B (Volume 85, Supplementary Issue 1) on Recent Advances in Statistical Finance was published in May 2023. This special issue was edited by Rituparna Sen, Sourish Das and Sujit K. Ghosh. Additionally, two regular issues of Series B (Volume 85, Issues 1 and 2) were published in May 2023 and November 2023, respectively. Two regular issues of Series A (Volume 85, Issues 1 and 2) were published in February 2023 and August 2023, respectively. The next issues of Series A and Series B will be published in February 2024 and May 2024 in the normal course.

Scientific Papers and Publications

7.21 During the year, about six hundred and seventy-one papers were published in different national and international journals.

⁸(i) computer labs, (ii) networking facility based on both wired and wireless network architecture, (iii) computational servers supported by several high performance devices, (iv) virtualization of servers, (v) support for super high performance computation based on GPU facilitating machine learning based research studies, (vi) internet facility and its security through firewall, (vii) email server and Spam filter, (viii) design, updates and regular maintenance of the website, (ix) various operating systems including Microsoft Windows, Linux, (x) compilers of various computer languages including C/C++, JAVA, R, Python, FORTRAN etc., (xi) various software packages which includes R, Matlab and its various Tool Boxes, Mathematica, SPSS etc., (xii) various database packages like MYSQL, PostgreSQL, (xiii) IDRISI (Geological Information System), (xiv) online meeting support through Zoom online video conferencing tool, (xv) SyMeC High Performance Computer (HPC) system

Scientific Assignments Abroad

7.22 Sixty-one scientists of the Institute visited a number of international seminars and conferences in different foreign countries⁹ either on invitation or under cultural exchange programme. They presented scientific papers and delivered lectures in these seminars and conferences.

Visiting Scientists

7.23 246 scientists from Argentina, Australia, Canada, China, Denmark, France, Germany, Hungary, Malaysia, Norway, Netherlands, Singapore, Sweden, Switzerland, Thailand, UK, USA and also within India participated in various Workshops, Conferences, Seminars etc. organized by the Institute. Some of them also participated in collaborative research, teaching and other scientific activities of the Institute.

Recognition to ISI Scientists

7.24 In appreciation and recognition to the high standard of research and scientific excellence maintained by the researchers of the Institute, several faculty members of ISI received laurels in the forms of awards, fellowship from organizations of national and international importance like Stanford University; University of Warwick; British Academy; Indian National Science Academy (INSA); National Academy of Sciences, India (NASI); Science and Engineering Research Board (SERB), DST, Govt. of India; Indian Council of Agricultural Research (ICAR); Indian National Academy of Engineering (INAE); National Board of Higher Mathematics (NBHM) etc. Besides, many faculty members were invited by national and international Institutes/bodies to act as chairman, members, chief editor, editor, reviewer in their several committees/editorial boards etc. Among those, some of the most notable recognitions earned by the faculty members are as follows:

- » Prof. Madhura Swaminathan has been selected Chair, Research Advisory Committee, ICAR-Central Institute for Women in Agriculture, 2022-25.
- » Prof. Neena Gupta has been awarded 2nd Ganit Ratna Award, 2023 and elected Fellow Indian National Science Academy (INSA).
- » Prof. Arup Bose has been awarded Mahalanobis International Award, International Statistical Institute for Lifetime Achievements in Statistics, 2023.
- » Prof. B. S. Daya Sagar has been elected Fellow of the Indian National Science Academy (INSA) for Outstanding Contributions to Science, 2024-Life.
- » Prof. Jaydeb Sarkar has been elected Fellow NASI, 2023.
- » Prof. Raghunath Chatterjee has been awarded Science & Technology Award for Research, SERB, DST, Govt. of India.

⁹Australia, Bangladesh; Belgium, Canada, China, Czech Republic, Denmark, France, Greece, Germany, Hong Kong, Indonesia, Israel, Iran, Italy, Japan, Korea, Malaysia, Netherlands, Norway, Portugal, Qatar, Scotland, Spain, Singapore, South Africa, Thailand, Taiwan, UK and USA

- » Prof. Utpal Garain has been awarded Fellow of Indian National Academy of Engineering (INAE), 2023.
- » Prof. Umapada Pal has been selected for CVIP-2023 Lifetime Achievement Award for his research contribution in Computer Vision and Image Processing.
- » Prof. Sankar Kumar Pal, Emeritus Professor has been Awarded 30th Prasanta Chandra Mahalanobis Memorial Lecture Award, Dept. of Science and Technology and Biotechnology, Govt. of West Bengal, at the 30th West Bengal State Science & Technology Congress, 2023; Distinguished Alumni Award 2023, Ramkrishna Mission Vivekananda Centenary College, Calcutta (This award was given first time to an alumnus in the history of 60 years of the college since its inception in 1963) and selected Founding Fellow, Web Intelligence Academy (WIA), 2023.
- » Prof. Somnath Dasgupta has been awarded Harinarain Lifetime Achievement Award 2023, Indian Geophysical Union for Exceptional contributions to the cause of Earth System Science
- » Prof. Shanta Laishram has been selected Member, Olympiad Activities Committee, National Board of Higher Mathematics (NBHM).
- » Prof. Kiranmoy Das has been selected Statistical Adviser for the journal Lancet Healthy Longevity, (Since July 2023) and Invited by the editorial board of Lancet group as a Biostatistics expert.
- » Prof. Abhiroop Mukhopadhyay has been selected Fellow, Institute of Advanced Study, University of Warwick, United Kingdom for research work; Plenary Speaker, IIT, Kanpur and Keynote speaker, Economics and Commerce of the Heritage College (affiliated to the University of Calcutta): 24 February 2024 & BITS Pilani-Hyderabad, 09 February 2024.
- » Prof. Niladri Sekhar Dash has been selected Language Expert, Finalization of Learner's Glossary (I-V), Commission of the Scientific and Technical Terms, Ministry of Education, Govt. of India, April 2023; Development of Conceptual Equivalents for Shabd Sindhu, Ministry of Education, Govt. of India, July-October 2023 & Fundamental Glossary of Mathematics, Commission of the Scientific and Technical Terms, Ministry of Education, Govt. of India, May 2023; Lexicographic Adviser, Bengali Dictionary Project, Oxford University Press, Oxford, UK, during June-August 2023; Linguistics Expert, Fundamental Glossary of Linguistics, Commission of Scientific and Technical Terms, Ministry of Education, Govt. of India, August 2023; Panel Member, Test Development and Paper Setting: Linguistics (31), UGC-NET 2023, National Testing Agency, Govt. of India, September 2023; received British Academy/Leverhulme Small Research Grant by the British Academy, UK (jointly) 2022-2024.
- » Prof. Tarun Kabiraj has been selected Member of the Advisory Committee, Narula Institute of Technology, Kolkata to organized the conference on Contemporary Issues and Challenges in Management & Technology.

- » Prof. Arunava Sen has been selected Fellow, Game Theory Society, the society are a group of people honoured for their contributions to game theory and service to the Society, and are a source of advice for the Steering Committee.
- » Dr. Santanu K. Maiti has been selected Enlisted among top 2% of Scientists Worldwide, Stanford University for research activities.
- » Prof. Ashish Ghosh has been selected Director, IIIT Bhubaneswar.
- » Dr. Moutushi Chatterjee has been selected acting reviewer for prestigious i) Annals of Operations Research, ii) Journal of Statistical Computation and Simulation, iii) Journal of Quality Technology, and iv) Scientific reports.
- » Dr. Jagadish has been selected Guest speaker, Department of Mechanical Engineering, MVJ College of Engineering, Bangalore, Karnataka, on Data Analytics for Mechanical Engineers, 27 July 2023.
- » Dr. Malay Bhattacharyya has been selected member of Assessment & Search Committee, Association for Computing Machinery (ACM) Publications Board for Contributions in Scientific Management.
- » Dr. Anisur Rahaman, Molla, General Chair, 20th International Conference on Distributed Computing and Intelligent Technology (ICDCIT), 2024 as Expert in Distributed Computing and has been selected Co-editor, Proceedings of ICDCIT, 2024, ICDCIT-2024 and Springer for editing the accepted papers of the conference.
- » Dr. Yogeshwaran D. has been selected Member of Editorial Board, Infinite Dimensional Analysis and Quantum Probability, CNRS 'Postes Rouges' (visiting position).
- » Prof. Farzana Afridi has been received Research grant (2022-25) from Bill and Melinda Gates Foundation for Digital Platforms and WEE: What Matters and What Works.
- » Dr. Kanishka Kacker has been Awarded Best Discussion Paper Award, Environment for Development Initiative, 2023 Peter Berck Best Discussion Paper Award.
- » Prof. Sandip Mitra has been selected Member, Technical Advisory Committee for Evaluation, Niti Aayog.
- » Prof. Nachiketa Chattopadhyay has been selected Member, Committee for Suggesting alternative ASP, Ministry of Minerals.

Externally Funded Projects

7.25 Apart from theoretical and experimental research, the Institute undertakes a variety of around 252 externally funded projects from different Government and non-Government Organizations¹⁰.

Seminars, Workshops, Conferences, Symposiums

7.26 During the year, the Institute organized several seminars, workshops, conferences, symposiums with the participation of leading academicians/scientist from India and abroad. A few of them are highlighted below:

- Onsite Training Program on “EBSCO (*Econlit with Full Text*)”, Library, Documentation and Information Sciences Division, Kolkata, virtually 8 April 2023.
- Seminar on “*Harnackin equalities, conformal walk dimension and the geometric stable process*”, Theoretical Statistics and Mathematics Unit, Bangalore, 10 April 2023.
- Training Programme on “*Six Sigma Green Belt Training & Certification*”, SQC & OR Unit, Mumbai during 14-16 & 28-30 April 2023
- Virtual Seminar on “*A Division of Laborers: Identity and Efficiency in India*”, Economics and Planning Unit, Delhi, 21 April 2023.
- One Day Seminar on “*Earth Observation Data Analysis*”, Technology Innovations Hub, 26 April 2023.
- Seminar on “*IoT and AI driven screening for Chronic Cardiac Diseases*”, Applied Statistics Unit, Kolkata, virtually 16 May 2023.
- Seminar on “*Commutant lifting, Interpolation and Toeplitz operators in several variables*”, Theoretical Statistics and Mathematics Unit, Bangalore, 22 May 2023.
- Workshop on “*Research Methodologies in Social Sciences [A Statistical Approach]*”, Applied Statistics Unit, Kolkata, 27 May 2023.

¹⁰ CSIRO, Australia; Baby Sensor, Norway; Indo-French Centre for the Promotion of Advanced Research (IFCPAR); Manchester Metropolitan University, UK; SRC, USA; University of Reading, UK; P.J. Šafárik University, Slovakia; Indo-US Virtual Networked Center; Google; Environment for Development Initiatives (EfD), Sweden; IBM, USA; University of British Columbia, Monash University, Australia; Asian Development Bank; Science and Engineering Research Board (SERB), DST; NITI Aayog; MeitY; Data Science Research of Interdisciplinary Cyber Physical Systems (ICPS), DST; Department of Biotechnology (DBT); ISRO; DRDO; NBHM, DAE; NAI, Cossipore; Canara Bank; National Geospatial Program, DST; Cognitive Science Research Initiative, DST; Rashtriya Chemicals & Fertilizers Limited (RCFL); IBCD, DST; ITEC, Ministry of External Affairs; Indian Council of Social Science Research (ICSSR), New Delhi, Ministry of Education; DST-IIPAR-IV; Institute of Data Engineering, Analytics and Science Foundation (IDEAS); NCPOR, Ministry of Earth Sciences; NSSTA, MoSPI, Reserve Bank of India; Director General Resettlement, Defence Ministry; Airports Authority of India (AAI); Semiconductor Research Corporation (SRC) India; Indian Council of Medical Research (ICMR); 5th State Finance Commission (SFC), Govt. of West Bengal; DES, Govt. of Tripura; Tata Consultancy Services; Tata Steel; Birla Jute Mills; ITC Limited, Paper Boards and Specialty Papers Division, Unit: KOVAI; Serum Institute; Defence Institute of Quality Assurance; Deepak Fertilizer Ltd.; Walvoil Fluid Power; Corporate Social Responsibility (CSR); BEML; Probo India Ltd.; MSP Steel and Power Ltd.; MOL Information Technology India Private Limited; Coromandel International Ltd.; World Wide Fund for Nature-India; IGNCA, New Delhi; Jamshedpur Management Association; UPL Ltd.; BNP Paribas Securities; GIA, Mumbai; Jai Balaji Industries, Durgapur; Schott Poonawala, Gujarat; Balasore Alloys, Balasore; Reliance, Vadodara; Hyundai Motors; GE Healthcare; HAL Management Academy; Strides Pharma Science Ltd.; Daimler, Chennai; Bharath Electronics Ltd; Forbes Marshal; Schott Poonawala; Jamshedpur Management Academy; Kirloskar; Toyota

- Five Day Expert Advisory Committee Meeting cum Workshop for “*Preparation of Fundamental Glossary of Mathematics (English-Hindi-Bengali) for the Commission for Scientific and Technical Terminology*”, Linguistic Research Unit, Kolkata, Department of Higher Education, Ministry of Education, Govt. of India, during May 8-12 2023.
- Seminar on “*South Asian Research Network for Childhood and Youth Studies (SARNCYS): A Brief Overview*”, Economic Research Unit, Kolkata, 18 May 2023.
- Eighth Summer School on “*Computer Vision, Image Processing and Machine Learning*”, Electronics & Communication Sciences Unit, Kolkata, during 31 May – 14 July 2023.
- Weekly Seminars on “*Optimality and strategy proofness in voting*”, Computer Science Unit, Chennai, 1 June 2023.
- Workshop on “*IEEE WINTECHCON 2022*”, Electronics & Communication Sciences Unit, Kolkata, virtually during 2-04 June 2022.
- Webinar on “*Navigating the Wall Street Journal*”, Library, Documentation and Information Sciences Division, Kolkata, virtually 11 June 2023.
- Training Programme on “*Master Black Belt program*”, SQC & OR Unit, Mumbai, during 12-17 June & 3-8 July 2023.
- Workshop on “*Basic Instructional School on Stochastic Processes*”, Theoretical Statistics and Mathematics Unit, Kolkata in collaboration and support of J C Bose Fellowship of Prof. Arup Bose, during 26 June – 21 July 2023.
- Online Program on “*Machine Learning*”, SQC & OR Unit, Hyderabad, virtually during July – September 2023.
- A training program on “*Earth Observation (EO) Data Analytics for Disaster Management focusing on Flood and Drought*”, Technology Innovations Hub, during 10-14 July 2023.
- Seminar on “*Computational Methods for Image Filtering and Brain Data Analysis*”, Electronics & Communication Sciences Unit, Kolkata, 14 July 2023.
- Outreach program on “*Financial Stability Report*”, Sampling and Official Statistics Unit, Kolkata in collaboration with RBI, 17 July 2023.
- Foundation course on “*Business Forecasting using Python (BF-07)*”: SQC & OR Unit, Bangalore, during 22 July - 6 August 2023.

- Training Program on “*Statistical Quality Control*”, SQC & OR Unit, Kolkata, during 31 July – 5 August 2023.
- Seminar on “*Tighter and Stronger Quantum Speed Limits for General Quantum States*”, Physics and Applied Mathematics Unit, Kolkata, 24 August 2023.
- Program on “*Problem solving using Design of Experiments (DoE-08)*”, SQC & OR Unit, during 26 – 27 August & 9 - 10 September 2023.
- Workshop on “*7th CECFEE Annual Research and Policy*”, Economics and Planning Unit, Delhi, held at Trivandrum Kerala, during 27-28 October 2023.
- Seminar on “*The evolution and emergence of the latitudinal biodiversity gradient in South America*” by Prof. Philip Mannion, and on “*Abiotic and biotic controls on the rise and early evolution of sauropod dinosaurs*”, by Prof. Paul Upchurch, University College London, UK, Geological Studies Unit, Kolkata, 3 November 2023.
- Seminar on “*Mathematical modelling of spiking neural networks accompanied by astrocytes*”, Physics and Applied Mathematics Unit, Kolkata, 6 November 2023.
- Workshop on “*livelihood challenges and opportunities during and post covid-19 pandemic*”, Sociological Research Unit, Kolkata & Giridih, during 6-7 November 2023.
- Three Day Workshop on “*Data Science and Artificial Intelligence using Python*”, Theoretical and Applied Sciences Unit (TASU), North-East Centre, Tezpur during 8-10 November 2023.
- An Interdisciplinary Workshop on “*Machine Learning for Cryptology*”, Centre for Artificial Intelligence and Machine Learning, during 8-10 November 2023.
- Workshop and Conference on “*Statistical Methods and Exploratory Data Analysis for Social Scientists: A Hands-On R Workshop*”, Agricultural & Ecological Research Unit, Kolkata & Giridih, held at North-Eastern Hill University, Tura Campus, Meghalaya, during 20-25 November 2023.
- Workshop on “*Statistical Learning and Bayesian Analysis with R*”, Interdisciplinary Statistical Research Unit, Kolkata, during 20 November – 1 December 2023.
- Seminars on “*Persistence in physicians’ locations: Long-run evidence from decentralised loan repayment programs*”, Economics and Planning Unit, Delhi, 24 November 2023.

- Seminar on “*Geometric Exploratory Data Analysis for Random Objects*”, Theoretical Statistics and Mathematics Unit, Kolkata, 24 November 2023.
- Workshop on “*Dspace*”, Documentation Research and Training Centre, Bangalore virtually November 2023.
- Symposium on “*India IEEE Geoscience and Remote Sensing (InGARSS) - 2023*”, Economic Analysis Unit, Bangalore held at International Institute of Information Technology, Bangalore (IIITB), during 10-13 December 2023.
- 10th International Conference on “*Pattern Recognition and Machine Intelligence (PReMI’23)*”, Machine Intelligence Unit, Kolkata, 12-15 December 2023.
- Workshop on “*Statistical Techniques for Research Methodology*”, SQC & OR Unit, Mumbai, will be held during 18-22 December 2023.
- 8th Research Workshop and Conference on “*Statistical methods in finance*”, Applied Statistics Unit, Bangalore, held at CMI, Chennai, will be held during 19-23 December 2023.
- Two Day National Seminar on “*Scientific and Technical Terms in Social Sciences*”, Linguistic Research Unit, Kolkata in collaboration with the Commission for Scientific and Technical Terminology, Department of Higher Education, Ministry of Education, Govt. of India, will be held during 21-22 December 2023.
- International Conference on “*Optimization and Game Theory*”, SQC & OR Unit, Chennai, will be held at IIT, Madras, 1 & 03 March 2024.
- Seminars on “*Quantum Statistical Inference*”, Stat-Math Unit, Kolkata, 05 February 2024. The keynote talks were delivered by Samriddha Lahiry, Harvard University.
- Seminars on “*Non-vanishing of Dirichlet L functions- II*”, Stat-Math Unit, Kolkata, 21 February 2024, keynote talks delivered by Sampurna Pal.
- Lectures on “*Land or Sea? How Geography Shaped the Emergence of Colonialism in Asia and Africa*”, Centre for Research on the Economics of Climate, Food, Energy and Environment, Delhi, in collaboration with Economics and Planning Unit, Delhi, the Lectures were delivered by Prof. Tirthankar Roy, London School of Economics, 28 February 2024.
- ITEC-sponsored course on “*Data Analytics for Decision Making*”, International Statistical Education Centre, during 4-22 March 2024. There were 15 participants from 10 countries for this program.

- Training Programme on “*Survey Methodology and Data Analytics - for ISS Probationers (45th batch)*”, Sampling and Official Statistics Unit, Kolkata, during March 4, 2024 to April 26 2024.



ISS Probationers (45th batch)

- Seminars on “*Adapting to Flood Risk: Evidence from a Global Panel of Cities*”, Economics and Planning Unit, Delhi, 22 March 2024.
- DST SERB High-end Workshop on “application of Statistics and Machine Learning in Environmental Research”, Theoretical and Applied Sciences Unit, North-East Centre, Tezpur, 4-10 March 2024.
- Training Programme on “Official Statistics on Farm Management”, Sampling and Official Statistics Unit, Kolkata, organized by ISI-Giridih & ISI-Kolkata for ISS Probationers (45th batch), Coordinator: Haricharan Behra Giridih Center during 28-30 March 2024.

Chapter 8

Training and Capacity Building

8.1 MoSPI's National Statistical Systems Training Academy (NSSTA)¹¹, located at Greater Noida, Uttar Pradesh came into existence on 13 February 2009. It is a premier institute which has been created for fostering human resource development in Official Statistics at national as well as state level. The Academy is actively engaged in building capacities in the area of Official Statistics and related disciplines at the National, State/UTs and also international level, particularly amongst developing & SAARC countries. While addressing the challenge of keeping the statistical workforce abreast and updated on the dynamics of the socio-economic environment and technological and methodological advances, the academy has been continuously striving to develop updated and revise course material/curriculum and implement effective delivery mechanisms by focusing on pedagogy, all encompassed in its focused training strategy directed at both newly inducted as well as in-service statistical personnel of Central and State/UT Governments.



Aims and objectives

8.2 The main aims and objectives of the Academy are as under:

- a) To create a pool of trained manpower in theoretical and applied statistics to effectively manage both the current and emerging challenges of data collection, collation, analysis and dissemination for better formulation of policies and plans for the country;
- b) To train statistical as well as non-statistical manpower in undertaking monitoring and evaluation of large-scale programmes/ projects, through specialized short/medium term training programmes; and
- c) To create a pool of trainers and develop training material in consultation and collaboration with academicians, researchers and professionals from universities, external professional institutions and UN/bilateral agencies.

8.3 The training strategy adopted entails conducting both induction and refresher training programmes at the NSSTA and outsourcing some training programmes to other reputed and specialized institutions. The programmes provide need-based training of the statistical personnel working in the Central and State/UT Government, in the identified subject areas. NSSTA also regularly provides technical support in terms of capacity development of the statistical personnel of the neighboring Asian countries and also African countries and also conducts request based training programmes for them.

¹¹ earlier known as the National Academy of Statistical Administration (NASA)

8.4 NSSTA has also been making special efforts to sensitize the potential human resources through awareness programmes in official statistics, both at its campus and at various universities across the country. These programmes include training of faculty and students from various universities at NSSTA as well as organizing awareness programmes at select Universities by the officers of the Academy and NSSO. NSSTA organizes this activity every year and it has been found very useful by the community of users of official statistics.

Amenities in the academy

8.5 NSSTA is equipped with modern facilities for training as well as boarding and lodging facilities for the trainees. The complex of the Academy comprises three building blocks, namely, the Academic and Administrative Block, Hostel Block and the Residential Block. The Academic and Administrative Block has a Conference Hall with a seating capacity of around 60 persons; a centrally air-conditioned ‘Mahalanobis Auditorium’ with a seating capacity of around 150 persons; four lecture halls fitted with the latest computerized teaching aids; ‘Sukhatme Library’; a computer laboratory equipped with infrastructure to conduct hands-on training for about 30 trainees at any point of time and lodging facilities for 100 trainees. The recreational facilities available in the campus include indoor and outdoor games including billiards, table tennis, volleyball, badminton and basketball.

Training Programme Approval Committee (TPAC)

8.6 A high-level ‘Training Programme Approval Committee’ (TPAC) has been constituted comprising senior officers of the Government of India and a few subject experts from reputed Institutes as members, for guiding NSSTA in organizing its various training activities. The Committee assesses and approves the need-based training calendar on an annual basis, besides reviewing the syllabi, duration and training methodology for all the modules. Some of these courses are conducted at NSSTA and some specialized courses are conducted at institutes/ organizations of repute. The training programme are organized in the areas of Official Statistical Systems, Theoretical & Applied Statistics, Large Scale Sample Surveys, System of National Accounts (SNA), Data Management Techniques, Information Technology, Management, Financial Management, Micro and Macro Economics, Econometrics, Topics of Emerging Technologies, etc.

Training Programmes organized at NSSTA

8.7 The training programmes conducted by NSSTA include the following:

- a. Two-year Probationary Training Programme for the officers of the Indian Statistical Service (ISS)
- b. Refresher Training Courses - Mid-Career Training Programme (MCTP) and Domain Specific Training Programme (DSTP), Seminars/Workshops for the in-service ISS Officers and senior Officers of Central Ministries/Departments, State/ UT-Directorates of Economics & Statistics & other Line Departments
- c. Three weeks Induction Training Programme for the newly recruited Junior Statistical Officers of the Subordinate Statistical Service (SSS)
- d. Refresher training courses for in-service SSS Officers

- e. Demand-based Training Programmes for officers of Directorates of Economics & Statistics (DES)/ Planning Divisions/Ministries/ Departments, etc. and tailor-made training courses, based on specific requests received from the States and UT's
- f. Support for exposure programme on Official Statistical System to the M. Stat. Students from the Indian Statistical Institute (ISI), Kolkata and other centres; and
- g. Awareness programmes in official statistics for students and faculty members of universities.

8.8 For the purpose of specialized training programme, NSSTA collaborates with various reputed/specialized Institutes viz. IIMs; IITs; IIRS, Dehradun; ASCI, Hyderabad; Labour Bureau, Chandigarh; IIPA, Delhi; IIPS, Mumbai; ISTM, Delhi; IGIDR, Mumbai; IASRI, Delhi; ISEC, Bengaluru etc.

8.9 Training of State Statistical Personnel: Regular as well as demand based Training Programmes are also conducted from time to time for State Governments /UTs in certain specified subjects and areas of their interest. Besides these, tailor-made training courses, based on specific requests received from the States and UT's, are also conducted at the NSSTA.

International Training Programmes

8.10 NSSTA in collaboration with International Statistical Education Centre (ISEC), Kolkata, under the aegis of Indian Statistical Institute (ISI), Kolkata conducts training programme for the international participants of regular diploma course in Statistical Theory and Applications.

8.11 Short term i.e. one-two week training programmes and study visits for the international statistical personnel/ participants from different countries are also conducted as per the request received from Ministry of External Affairs, V. V. Giri National Labour Institute (VVGNLI), Noida, U.P.; IIPA, New Delhi; etc.

Participation in the Foreign Training Programmes /Meetings /Workshops / Seminars/ Conferences

8.12 The Screening Committee of MoSPI under the chairmanship of the Chief Statistician and Secretary (S&PI) of India, is constituted to consider nominations for participation in international meetings, conferences, seminars, workshops and trainings.

8.13 During 1 December 2022 to 31 March 2024, 87 Officers of this Ministry have participated in 55 International Meetings/Conferences/Seminars in physical mode and 39 officers participated in 17 International Workshops/Training Programmes/Courses in virtual mode.

Scheme of Internship for Post-graduate/Research Students

8.14 MoSPI is responsible for implementing a scheme for internship for post-graduate students/research scholars of recognized universities/ institutes with the objective to create awareness amongst the students about statistical system of India. Under the scheme internship of two months is offered during May to July and a stipend of ₹10,000/- is paid to students after completion of the

internship. For 2023-24 internship schemes, total 193 interns were selected for internship. Process for implementing the internship scheme during 2024-25 has been initiated and a total of 282 slots have been offered. Grant-in-Aid to institutions for promoting research studies and for organization of Seminars/ Conferences/Workshops, etc.

8.15 MoSPI is also responsible for implementing Grant-in-Aid scheme to promote research studies and seminars in the area of Official Statistics by way of providing financial assistance. Under the Scheme, funds are provided to the eligible institutions/organizations for conducting research study/organizing seminar/conferences/workshops etc. on topics relevant to official statistics. Financial assistance is also provided to present the papers in international conferences/workshops. Financial assistance is provided to research institutions/ organizations/ NGOs for conducting surveys/ undertaking studies in Official Statistics as per guidelines laid down for the purpose. During the year 2023-24 (up to March 2024), two proposals amounting to ₹10 lakh have been approved.

International/National Awards in Statistics

8.16 Ministry has also instituted one international award in statistics namely Prof. P.C. Mahalanobis International Award in Statistics in the memory of eminent Indian Statistician Prof. P.C. Mahalanobis, Presently the award carries a cash prize of USD 10,000/-, a Citation, a Memento and round trip economy class airfare and per diem as per UN rates to cover the expenses to participate in the felicitation function. The award is given on a biennial basis. The award is conferred to a selected Statistician of a developing country for lifetime contribution in Statistics. The 11th Prof. P.C. Mahalanobis International Award in Statistics-2023 was conferred upon Prof. Arup Bose, Indian Statistical Institute (ISI) Kolkata and was given during 64th World Statistics Congress from 16-20 July, 2023 in Shaw Conference Centre in the heart of Ottawa, Canada.

On the Spot Essay Writing Competition

8.17 Since 2005, every year, the Ministry of Statistics and Programme Implementation organizes an All India on the Spot Essay Writing Competition on subjects relevant to Statistics/official Statistics for the post graduate student of statistics studying in the recognized universities/ colleges/ institutions to commemorate the birth anniversary of eminent statistician Prof P. C. Mahalanobis. The competition is generally held at various offices of MoSPI such as the sub regional/regional/zonal offices of NSSO (FOD) etc. The winners of the competition are felicitated on Statistics Day Celebration held every year on 29th June. One 1st Prize of ₹5,000/-, two 2nd Prizes of ₹12,000/-, three 3rd Prizes of ₹10,000/- and five Consolation Prizes of ₹5,000/- are given under the competition. The “On the Spot Essay Writing Competition 2023” was officially announced on January 27, 2023, with the deadline for application submissions set for March 5, 2023. The competition took place on March 19, 2023, across 30 centers, with a total of 82 candidates participating. The results of the competition were announced on June 8, 2023, with a total of 11 applicants being declared winners of the “On the Spot Essay Writing Competition 2023”. The “On the Spot Essay Writing Competition 2024” was officially announced on February 2, 2024, with the deadline for application submissions set for March 17, 2024. Total 248 applications were received and total 222 candidates were found to be eligible to participate in the afore mentioned competition, to be held on April 7, 2024, across 45 Regional Offices/Sub-Regional Offices of NSO (FoD) nationwide. Admit cards have already been issued.

Chapter 9

Computer Centre

9.1 Computer Centre was set up in 1967 and is headed by Additional Director General. The functions/ activities performed by Computer Centre are as follows:

- i) Design, Development and Maintenance of the Ministry's website, Data Catalogue & CPI Web Portal,
- ii) Dissemination of reports and Statistics produced by the Ministry as per the best practices including the International Household Survey Network (IHSN) framework and SDMX (Statistical Data and Metadata exchange) guidelines as applicable; and
- iii) Facilitating NIC Cloud Services for hosting and maintenance of the applications / portals of Ministry.

Web Site of the Ministry

9.2 MoSPI's website (<https://www.mospi.gov.in>) provides an integrated digital experience to its users. Apart from providing information about Ministry's role, activities, organizational structure, contact information etc., the website is a platform for all the statistical publications/ reports, data and visualization dashboards of MoSPI.

9.3 As a step towards incorporating best global practices as well as the requirement of various stakeholders, certain enhancements have been undertaken in the MoSPI website viz.

- a. Inclusion of NIC code finder to facilitate searching the appropriate code as per National Industry Classification of any Industry group easily with the help of some key words from and vice- versa.
- b. An FOD office locator has also been developed and placed on the website to showcase the expanse of MoSPI field offices in India
- c. Display of prominent KPIs (Key Performance Indicators) on its homepage
- d. Inclusion of data visualizations section pertaining to most widely reported data products of MoSPI; the Visualization Section consists of more than 1400 data visualizations

Management and support in Data Dissemination

9.4 The Computer Centre provides support for the following:

- a. Conversion of MoSPI surveys unit level data in international standard format i.e. in IHSN (International Household Survey Network) for dissemination to the various stakeholders.

- b. Online downloading of Microdata & Meta data of Surveys conducted by Ministry through National Data Archive portal.

9.5 Following unit level anonymised data sets released in the current fiscal by the Ministry have been placed on the website for online dissemination to users and researchers:

- Unit Level Data of Periodic Labour Force Survey (PLFS), January, 2023 - December, 2023.
- Conversion of Unit Level Data of 78th Round in International Household Survey Network (IHSN).
- Conversion of Unit Level Data of ASI 2020-21 & ASI 2021-22 in International Household Survey Network (IHSN).
- Conversion of Unit Level Data of Multiple Indicator Survey (MIS) in International Household Survey Network (IHSN).

Cloud Computing

9.6 Benefits of NIC Cloud Services are being harnessed, and various web applications of the Ministry including CPI Rural, CPI Urban, MPLADS, Gatividhi Dashboard - Activity Management System, esankhyiki portal and micro data portal etc. have been hosted on NIC cloud. This minimizes the cost of infrastructure & manpower and ensures better security.

Consumer Price Index Portal

9.7 The CPI Archival Web Portal Software application, developed by Computer Centre, is operational for easy retrieval of CPI data. After the monthly press release, details are uploaded on CPI web portal and the users can access the following:

- State/All India/Group-Sub group Indices
- All India Item Index
- Annual Inflation Rates
- All India Item Inflation Rates
- Press Release
- Cross Tabulation Reports
- Visualization

The Portal has been recently migrated to a fully operational database as per requirement of changing technology.

Statistical Data and Metadata exchange (SDMX)

9.8 Statistical Data and Metadata exchange (SDMX) Quarterly Estimates of GDP from 2011(Q1) are being released in SDMX format. Computer Centre has also initiated for domains

CPI & NAD - Annual GDP Estimates.

- a. SDMX of NAD data has been uploaded on website as per the latest release of Quarterly Estimates of GDP for Q3 FY 2023-24
- b. SDMX of CPI data is available on website till Jan 2024

Central Data Repository (CDR)

9.9 A prototype of Central Data Repository (CDR) for management and dissemination of key Indicators often data products of MoSPI is being developed in Computer Centre.

Operation of a Mini Data Centre and maintenance of MoSPI's IT assets

9.10 The Servers of the Data Centre are operating on 24x7x365 basis. The IT equipment are being upgraded to meet the current requirements of Ministry as per new emerging technology. Computer Centre looks after maintenance of IT assets of the various divisions of the Ministry. A new Audio-Visual System for Conference Hall at Computer Centre has been installed. MeitY guidelines on Cyber Security are being complied to and security practices such as Websites and Applications are “https” enabled with a valid SSL Certificate, vulnerability assessment of web applications, installation of EDR software/antivirus provided by NIC, External USB storage devices have been restricted to ensure data security and MAC binding etc. have been implemented. Updation/creation of email accounts of the Ministry is done on regular basis.

National Spatial Data Infrastructure (NSDI)

9.11 The NSDI under the Department of Science & Technology was created by Government of India in June 2006. The NSDI is for the purpose of acquiring, processing, storing, distributing and improving utilization of spatial data. As part of NSDI, Separate Node is to be created in all the Nodal Ministries/Organizations. Computer Centre has been designated as Nodal Organization in the Ministry of Statistics and PI for establishment of NSDI node. Monthly Report about Data Dissemination of Economic Census is provided to DST in respect of Interim Data Sharing Framework (IDSF).

Inter-Ministerial Committee (IMC) on Steering IT Initiatives of MoSPI

9.12 Based on the inputs received from different Ministries/Departments, MoSPI has released the next version of Compendium of Datasets and Registries in India, 2023. A beta version of the publication was previously brought out in 2022. The latest version of compendium constitutes 236 datasets/ registries (increased from 70 datasets/ registries in the beta version) received from 38 Ministry/ Departments.

9.13 This compendium consists of updated/ newly added metadata details pertaining to datasets/ registries of various organizations including Ministries /departments. It consists of metadata details of different datasets/ indicators/ registries, such as methods of data collection and compilation,

periodicity of compilation/ release, data sharing policy, Acts/ legal provisions for collection of data, methods and formats of dissemination, time lag in dissemination, levels of disaggregation (state- wise/ gender-wise/ rural-urban, etc.) along with the web-link where data is available for download/dissemination by the source Ministry/ Department.

IT Support activities

9.14 Computer Centre being Nodal office for IT related activity for MoSPI, has undertaken advisory work for IT related projects of other offices/division of the ministry. Computer Centre has actively provided advise on technology to DPD, PSD, Agricultural Statistics wing of FOD of MoSPI for the purpose. It has played a very active role in IT project implementation of the Ministry. Computer Centre supported NSSTA with well qualified and experienced faculties for conducting IT courses for ISS probationers. The division has provided the internship to the students pursuing Post Graduation/ Research in Statistics and allied subjects under summer Internship Scheme sponsored by Training division, MoSPI.

9.15 Officers of Computer Centre have completed UN Big Data online Course on - ‘Introduction to Big Data and e-Learning Certificate Course on ‘Introduction to Emerging Technologies’ of Capacity Building Commission, DoPT. A workshop on Digital Data Protection Bill was also organised.

Gatividhi dashboard

9.16 Gatividhi dashboard has also been developed for use by the various divisions of MoSPI in order to track the timely progress of various activities being undertaken.

eSankhyiki Portal

9.17 Computer Centre has initiated development of the eSankhyiki Portal (<https://esankhyiki.mospi.gov.in/>) for easy management, accessibility and dissemination of official statistical datasets. Data Catalogue Section, which provides access to publicly available datasets of the Ministry with appropriate metadata, charts as well as downloadable tables has been launched in February, 2024. More than 2053 tables have been made available and visualizations against each table have been created for key data products of MoSPI.

Implementation of progressive use of official language by Computer Centre

9.18 Computer Centre has taken measures to enhance progressive use of official language in MoSPI. Hindi Pakhwara was observed in the office in September 2023 and various competitions were organized. Incentive scheme of Rajbhasha Vibhag for original work in Hindi was continued. Website of the Ministry is made partially bilingual.

Policy Implementation and Monitoring Division (PIMD)

10.1 PIMD has been set up in NSO from 18 January 2021 with the broad mandate as under

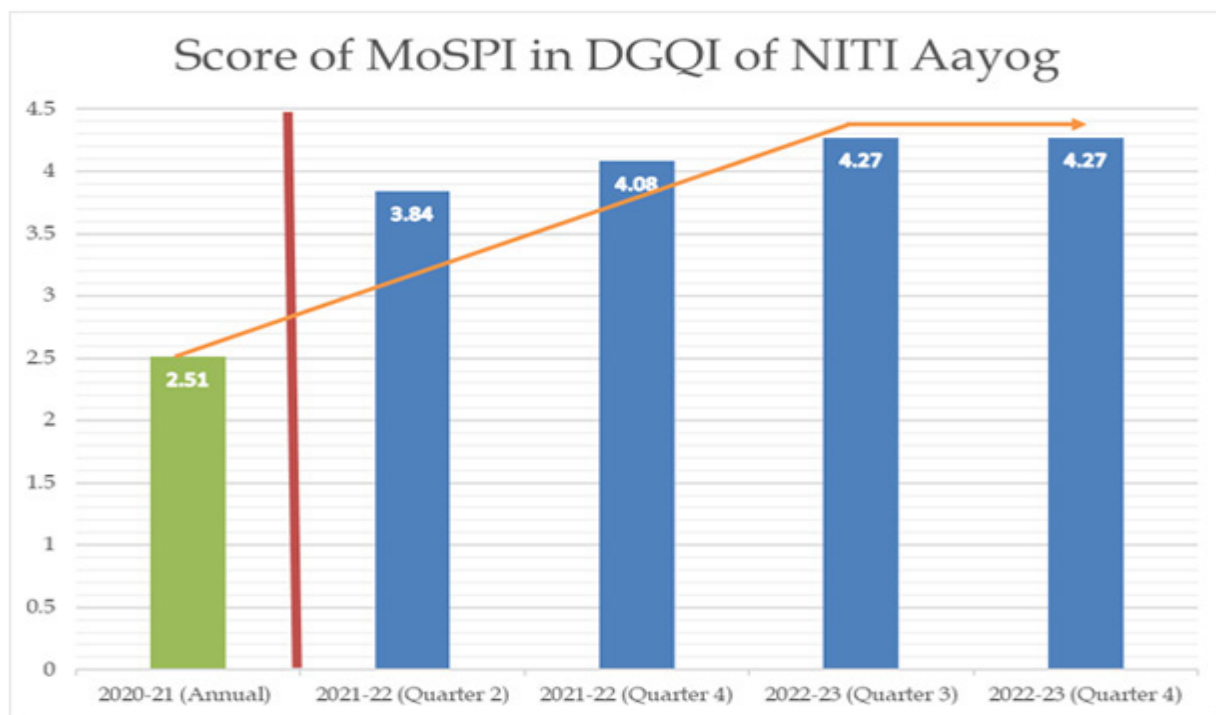
- (i) To steer and oversee implementation of various components of the proposed National Policy on Official Statistics through the functional Divisions of NSO/Ministries, wherever applicable.
- (ii) To put in place a governance structure, i.e. policies, directives, guidelines, practices and tools that will support acquisition, management and efficient use of administrative data.
- (iii) To Coordinate with other Departments/Ministries (through the Statistical Advisors) in examining the statistical potential of the administrative records held by those organizations to help in building statistical requirements into administrative system; then creation or redeveloping their administrative records system.
- (iv) To facilitate creation of repository of information including meta data about administrative datasets available with all the Ministries/Departments.

10.2 PIMD has prepared and published

- A paper on “Administrative Data: Issues, Concerns and Prospects” of using administrative data as a part of Official Statistical System.
- A document “Data Dissemination: National Meta Data Structure (NMDS) for Statistical Products”. It is a set of guidelines for data producers to adhere to a basic minimum quality standard in order to establish and maintain the quality of data and enhance ease in sharing data. NMDS has been circulated among Ministries/Departments of Government of India and State/UT Governments for adoption.

10.3 PIMD acts as a Nodal Division in Ministry of Statistics and Programme Implementation (MOSPI) for supplying the necessary inputs and co-ordinate the activities related to the compilation of Data Governance Quality Index (DGQI) by National Institution for Transforming India (NITI Aayog). The DGQI score for the Ministry has improved from 2.51 during 2020-21 to 4.27 during 2022-23.

Graph-



10.4 Government of India has undertaken the task to decriminalise various Acts in order to ease the life of citizens. MoSPI administers Collection of Statistics (CoS) Act, 2008 and PIMD is the nodal Division in MoSPI for interacting with DPIIT, M/o Commerce & Industry, which is the nodal Ministry in Government of India on the subject.

10.5 Government of India has started monitoring 30 Global Indices which ranks various countries on their performance on different facets of development. PIMD is the nodal Division in MoSPI to coordinate with the Nodal Ministry/Department in Government of India for various indicators applicable to MoSPI in respect of around ten Global Indices.

10.6 Under Swachhta Pakhwada, to promote the cleanliness and hygiene among citizens and create citizen-centric infrastructure, PIMD meticulously planned and organized an awareness program and campaign on July 12, 2023. The program took place at the Dayanand Model Sr. Sec. School located in Mandir Marg, New Delhi. PIMD officials carried out new tree plantations within the school premises and officials of PIMD inaugurated a newly constructed washroom at the school.

India in United Nations

11.1 India's expertise in the field of statistics, diversity and demography has earned it a seat on the United Nations Statistical Commission (UNSC). The United Nations Statistical Commission, established in 1946, is the highest body of the global statistical system bringing together the Chief Statisticians from member states from around the world. It is the highest decision-making body for international statistical activities, responsible for setting of statistical standards and the development of concepts methods, including their implementation at the national and international level.

11.2 Joint efforts were made by MoSPI and Permanent Mission of India to the United Nations (PMI- UN) to drum up support for India's candidature for membership to the UNSC for the term 2024-2027. The concerted efforts of PMI-UN and MoSPI led to India's selection as a member of the UNSC for the term 2024-2027. India has been elected as a member to UNSC after almost 2 decades, a feat for the Indian Statistical System.

55th Session of the United Nations Statistical Commission

11.3 The 55th session of the United Nations Statistical Commission was held from 27 February 2024 to 1 March 2024 in New York. The delegation of MoSPI led by Secretary, MoSPI participated in the session.

11.4 India delivered official oral statements on various agenda items including Fundamental Principles of Official Statistics, national accounts, climate change statistics, Working methods of the statistical commission, Environmental-economic accounting and Data and indicators for the 2030 Agenda for Sustainable Development.

Vice-Chair of the Bureau of United Nations Economic and Social Commission for Asia and the Pacific (UN-ESCAP) Committee on Statistics (CST)

11.5 The Economic and Social Commission for Asia and the Pacific (ESCAP) is the most inclusive intergovernmental platform in the Asia-Pacific region. The Commission promotes cooperation among its 53-member States and 9 associate members in pursuit of solutions to sustainable development challenges. ESCAP is one of the five regional commissions of the United Nations.

11.6 The ESCAP Committee on Statistics is the highest-level intergovernmental forum for decision making on statistics in the Asian and Pacific region. ESCAP member States are represented at the Committee by leaders of national statistical systems, i.e. heads of national statistical offices, or their representatives.

11.7 India was elected as one of the three Vice Chairs of the Bureau of UN-ESCAP Committee on Statistics (CST) for a second consecutive term for the period from 2022 to 2024 during the 8th session of the CST held in August 2022

Member of the Governing Council (GC) of Statistical Institute for Asia and the Pacific (SIAP)

11.8 The United Nations Statistical Institute for Asia and the Pacific (SIAP) is a professional statistics training centre for government officials and others working on official statistics. SIAP offers short and long-term specialized trainings to strengthen knowledge and build skills of national governments' employees to produce, use, and share reliable statistics, including for the monitoring of the Sustainable Development Goals and the development of fact-based policy. SIAP is a regional training arm of the Economic and Social Commission for Asia and the Pacific (ESCAP).

11.9 In accordance with its Statute, the Institute has a Governing Council consisting of a representative designated by the Government of Japan and eight representatives nominated by other members and associate members of ESCAP elected by the Commission.

11.10 India was re-elected to the Governing Council (GC) of Statistical Institute for Asia and the Pacific (SIAP) for the period from 2022 to 2024 during the seventy-eight session of the UNESCAP held in May 2022.

Chapter 12

Statistical Services

Indian Statistical Service

12.1 The Indian Statistical Service (ISS) was constituted on 1 November 1961 as a cadre of qualified professionals with core discipline of Statistics to control, coordinate, monitor and steer the diversified statistical system to render the crucial statistical needs of planning, policy formulation and decision making by the Government and to consolidate and disseminate these statistics at National and International level.

12.2 The posts of ISS at various Grades are distributed among various Ministries, Departments and Organisation with the aim to have an appropriate statistical set-up in the Ministries/Departments to provide a real time objective data and to analyze it for: (a) policy formulation, implementation and monitoring (including concurrent monitoring and evaluation and outcome/endline assessment) and (b) decision making.

12.3 MoSPI act as the Cadre Controlling Authority of Indian Statistical Service. The Ministry is concerned with all matters pertaining to the service including recruitment, promotion, training, career and manpower planning, etc. However, day-to-day administrative matters of ISS officers are looked after by the Ministries/Departments in which the officers are posted.

12.4 Recruitment to the service is made through Indian Statistical Service Examination conducted by UPSC annually, promotion from the feeder grade i.e. Subordinate Statistical Service (SSS) and through absorption of Statistical Officers working in other Ministries/Departments. The service has grown over the years in terms of relevancy and number of posts. The allocation of posts in various grades, at present is given below:

Grade	Sanctioned Strength	On Cadre Strength as on 31 March 2024	
		In-position	Vacancy
Higher Administrative Grade plus (HAG+)	05	05	00
Higher Administrative Grade (HAG)	18	14	04
Senior Administrative Grade (SAG)	136	127	09
Junior Administrative Grade (JAG) & NFSG	176 #	143	35
Senior Time Scale (STS)	179	172	15
Junior Time Scale (JTS)	300*	213	62
Total	814	674	125

Out of these, 30% of senior duty posts are operated in NFSG;

* *sanctioned posts include 50 reserve posts.*

12.5 The first examination for direct recruitment to the service was held in 1967 and the first batch was appointed in 1968. As on 31.03.2024, 45 batches of direct recruits have joined the service.

12.6 The ISS Rules, 2016 provide for 50 per cent of the posts in JTS to be filled up by direct recruitment and 50 percent by promotion from Subordinate Statistical Service (SSS) cadre. There is no direct recruitment at any level except in JTS of the service. All the vacancies in other grades are filled up by promotion.

Subordinate Statistical Service

12.7 The Subordinate Statistical Service (SSS) was constituted on 12 February 2002 as a cadre of qualified personnel with core discipline of Statistics to assist in building crucial statistical database covering various aspects of Indian Economy for planning, policy formulation and decision making by the Government.

12.8 The SSS is a Group B Central Civil Service of statistical function posts which constitutes feeder cadre for Indian Statistical Service (ISS). It comprises of Senior Statistical Officer (SSO) (Group-B Gazetted) and Junior Statistical Officer (JSO) (Group-B Non-Gazetted). As per 7th CPC, the Pay Scale of SSO corresponds to Level 7 and that of JSO to Level 6 in the Pay Matrix. The officers of the SSS cadre are posted in various Ministries/ Departments/ Organisations of the Government of India across the country.

12.9 MoSPI is the Cadre Controlling Authority (CCA) of SSS. The Ministry is concerned with all matters pertaining to the service including recruitment, promotion, training, career and manpower planning, etc. However, day-to-day administrative matters of SSS officers are taken care by the respective Ministries/ Departments/ Organizations where these officers are posted.

12.10 The SSS Rules, 2021 provides for 90 per cent of the posts of JSO to be filled up by direct recruitment through open competitive examination, viz., Combined Graduate Level Examination (CGLE) conducted by the Staff Selection Commission (SSC) while 10 per cent of total posts are to be filled by promotion from the feeder posts (Statistical function posts existed at Level 4 And level 5 of pay matrix). The promotions to Senior Statistical Officer (SSO) of the Service shall be on the basis of selection on the recommendations of the Departmental Promotion Committee. As per Recruitment Rules of SSS, there is no direct recruitment at the level of SSO of the service.

12.11 The present strength of SSS officers (in position) as on 31.03.2024 is as follows:

S.no	Name of the Post	Present Strength
1.	Senior Statistical Officer	1936
2.	Junior Statistical Officer	1555
	Total Strength	3491

During 2023-24,

- 300 new posts [100 posts of SSOs and 200 posts of JSOs] have been created with the approval of Department of Expenditure, Ministry of Finance raising the total sanctioned strength of SSS to 4385 [SSOs 1983 and JSOs 2402].
- Consequent upon acceptance of the recommendations of the Departmental Promotion Committee (DPC), 312 Junior Statistical Officers (JSO) have been promoted to the post of Senior Statistical Officers (SSO) against the vacancy calendar year 2023.
- Appointment orders have been issued in respect of 598 candidates recruited as JSOs through Staff Selection Commission (CGLE 2020, 2021, 2022, 2023) during the year 2023.
- During the year, around 113 officers of SSS have been granted 1st , 2nd and 3rd MACP in the corresponding Level 7, 8 and 9 as per their eligibility.
- On completion of probation period, the services of 76 Junior Statistical Officers have been confirmed.
- Induction Training Program (ITP) for newly recruited 423 JSOs of SSS Cadre has been conducted through National Statistical Systems Training Academy (NSSTA), Greater Noida.
- SSS Division had successfully organized a two days Chintan Shivir for SSS officers to deliberate on pressing issues faced by the Official Statistical System with huge participation of approximately 225 number of SSS officers including senior level officers.
- Process for online reporting of APAR for SSS officers on Smart Performance Appraisal Report Recording Online Window (SPARROW) has been commenced.

Support for Statistical Strengthening Sub-Scheme

13.1 The ‘Support for Statistical Strengthening’ (SSS) is an on-going central sector sub-scheme which aims to improve the statistical capacity and operations of State Statistical Systems for collecting, compiling and disseminating reliable official statistics. The sub-scheme is implemented through the State Directorates / Bureaus of Economics & Statistics (DESSs), as per the approved activities/targets/outputs detailed out in the State’s specific MoUs signed between the Government of India and respective States/UTs.

13.2 The SSS sub-scheme was approved by the Cabinet Committee on Economic Affairs (CCEA) in March 2010, as the “India Statistical Strengthening Project” then a Centrally Sponsored Scheme for improving the statistical capacity and operations of State Statistical System. The project was later renamed as “Support for Statistical Strengthening” (SSS). Post budget of 2014-15, SSS Scheme was made a Central Sector Sub-Scheme with 100% funding from the Centre under the Umbrella Scheme ‘Capacity Development’ of the Ministry.

Scheme Implementation

13.3 As on 31 March 2024, 29 States/UTs have been on boarded under the sub scheme out of which implementation has been completed in 11 States/UTs. SSS sub - scheme has contributed in enhancing the efficiency of Directorates / Bureaus of Economics and Statistics in several States / UTs and their line departments in improvements in the following domains:

- IT strengthening and Development / Creation of web-based software portals / applications for online collection and dissemination of data / information;
- Compilation and release of key economic indicators such as State Domestic Product (SDP), District Domestic Product (DDP), Consumer Price Index (CPI), Wholesale Price Index (WPI), Index of Industrial Production (IIP) etc. for policy planning in States and sub-States levels;
- Capacity building of personnel of States / UTs in statistical methods / computer skills and Statistical Applications.
- Creation of awareness amongst respondents, users, producers, etc. on importance of statistics and participation in statistical surveys & studies by undertaking advocacy activities, organizing user producer dialogues, etc.



DESM&E Headquarter building, Sikkim



State Academy of Statistical Administration (SASA) building, Kerala

- Creation of Physical infrastructure like Buildings of State Directorates/Bureau of Economics and Statistics (DESS) and Training Facilities in Andhra Pradesh (Regional Training Centre at Tirupati), Gujarat (DES HQ building, Centre for Participatory Learning), Jharkhand (DES HQ building), Karnataka (District Statistical Office buildings at Bangalore, Hassan, Chikmagalur, Raichur), Kerala (State Academy of Statistical Administration), Manipur (Administrative Block, Auditorium of DES), Mizoram (DES HQ building), Odisha (Block Statistical offices at 314 blocks), Rajasthan (17 District Statistical offices, Training Hall in DES), Sikkim (DES HQ building, 2 District Statistical Office buildings at Mangan & Gyalshing), Uttar Pradesh (Division office Building at Kanpur and Basti), Tamil Nadu (DES HQ building), Telangana (Telangana State Statistical training and Research Institute) and West Bengal (District Statistical Offices at 11 Districts).

13.4 Major activities/significant developments under the scheme during 2023-24 are as follows:

- (a) Two meetings of the Central High-Level Steering Committee (HLSC) were convened on 3 August 2023 and 1 September 2023 under the Chairpersonship of CSI cum Secretary, MoSPI, wherein approval was accorded to the State/UT programmes of activities of three States/UTs namely Dadra & Nagar Haveli and Daman & Diu, Haryana and Lakshadweep.
- (b) A booklet on major achievements under SSS sub-scheme was published in February 2023 highlighting the achievements up to December 2022.
- (c) During the period 1 December 2022 to 31 March 2024, 12 Joint Review Meetings (JRMs) with States / UTs of Assam, Arunachal Pradesh, Chhattisgarh, Himachal Pradesh, Jammu & Kashmir, Maharashtra, Meghalaya, Nagaland, Puducherry, Tripura, Uttarakhand and Uttar Pradesh under the chairmanship of ADG (IICU & SSPU) / DDG (SSPU) to review the status of implementation of SSS sub-scheme in these State and to discuss & address the implementation issues faced by DESS were held



Joint Review Meeting (JRMs) with the States of Assam And Nagaland

13.5 On 15 March, 2024, a combined meeting was held under the chairpersonship of Director General (C&A), MoSPI in Guwahati, Assam to review the status of implementation of the SSS sub-scheme the five States of the North-Eastern Region (Assam, Arunachal Pradesh, Meghalaya, Nagaland, and Tripura). The MoSPI team also undertook field visits on 16 March 2024 to oversee the survey related works being undertaken by the States of Assam and Meghalaya under the SSS sub-scheme.



Combined Review meeting with 5 north Eastern States at Guwahati, Assam



Meeting of High-Level Steering Committee (HLSC) of SSS Sub scheme held for the approval of State/UT Programmes of three new States/UTs

Progressive Use of Official Language (Rajbhasha)

14.1 In accordance with the Official Language Policy of the Union and in pursuance of the Annual Programme issued by the Department of Official Language, the Ministry of Statistics & Programme Implementation has been making continuous and concerted efforts for propagation and promotion of Hindi as official language in the Ministry and in its attached & subordinate offices. Official Language Section of the Ministry is responsible for monitoring and overseeing the implementation of various statutory provisions and policies as laid down in the Official Languages Act, 1963 and the Official Language Rules, 1976. Various check points have been developed in the ministry to ensure section 3(3) of the Official Language Act 1963.

Official Language Implementation Committee (OLIC)

14.2 An Official Language Implementation Committee under the Chairmanship of Joint Secretary (Admin.) undertakes quarterly review of the progressive use of Hindi as well as compliance of provisions of the Official Languages Act, 1963 & Official Languages Rules, 1976 in the Ministry and in its Attached/Subordinate Offices. Quarterly Progressive Reports and Annual Performance Reports regarding progressive use of Official Language in the Ministry are forwarded to the Department of Official Language, Ministry of Home Affairs. Meetings of Official Language Implementation Committee were organized regularly.

Official Language Inspections

14.3 The officers of the Official Language Division conduct inspections of the Attached/Subordinate offices of the Ministry to assess the position of progressive use of Hindi and give necessary instructions on taking remedial measures to bring improvements in the same. Inspections of all Section/Division including FOD Headquarter, SCD, NSSTA of the Ministry have been carried out during the year. In addition, inspections of Subordinate Offices of the Ministry have been carried out during the year including ZO Agra, ZO Delhi, DPD Delhi, DIID Delhi, SRO Bhagalpur, RO Patna, RO Nagpur, RO Srinagar, SRO Anantnag, RO Hyderabad, SRO Cuttack, RO Jammu, SRO Udhampur, RO Panjim.

Awards and Incentives

14.4 Hindi Pakhwada was observed from 14–28 September 2023 to encourage the officials and employees of the Ministry for using Hindi in official work. The messages of Hon'ble Home Minister were circulated and displayed on e-office portal. An appeal was issued by Secretary, Ministry of Statistics and Programme Implementation. Banners depicting various phrases of Hindi language were also displayed in various buildings of the Ministry. During Pakhwara, various competitions were organized by Hindi Section of the Ministry and a number of officers and officials took active part in these competitions. A total of 32 participants of the Ministry were awarded cash prizes by Secretary, MOSPI in Hindi Pakhwara Samaroh 2023 on 1 November 2023

Parliamentary Committee on Official Language

14.5 The Official Language inspection of various Subordinate and attached offices of Ministry done by the 3rd Sub Committee of Parliament on Official Language during the year. Shri Tanweer Qamar Mohammad, Joint Secretary (Admin.), Shri Ashish Kumar Gupta, Director (HOD) attended the meetings along with Shri Sanjay Singh, Deputy Director (OL) and Shri Rakesh, Senior Translation Officer.

14.6 The Official Language inspection of the following Regional/ Sub Regional Offices of National Statistical Office (Field Operations Division) was done by the 3rd Sub-Committee of Parliament on Official Language:

1.	National Statistical Office, Sub Regional Office , Kochi	04.01.2023
2.	National Statistical Office, Sub Regional Office , Kottayam	06.01.2023
3.	National Statistics Office, Sub Regional Office , Indore	19.01.2023
4.	National Statistical Office, Regional Office , Jalandhar	18.04.2023
5.	National Statistics Office, Regional Office , Shimla	20.04.2023
6.	National Statistics Office, Sub Regional Office , Bilaspur	24.05.2023
7.	National Statistics Office , Regional Office , Raipur	24.05.2023
8.	National Statistics Office, Sub Regional Office , Kanpur	15.06.2023
9.	National Statistical Office, Regional Office , Lucknow	15.06.2023
10.	National Statistical Office, Regional office , Patna	13.07.2023
11.	National Statistical Office, Regional office),Ranchi	13.07.2023
12.	National Statistics Office , Sub Regional Office, Thane	13.09.2023
13.	National Statistics Office , Sub Regional Office , Kota	05.10.2023
14.	National Statistics Office , Zonal Office, Jaipur	05.10.2023
15.	National Statistical Office, Regional office), Rajkot	09.01.2024
16.	Data Processing Centre, Ahmedabad	10.01.2024
17.	National Statistical Office, Regional office ,Goa	15.02.2024
18.	National Statistical Office, Regional office), Delhi	12.03.2024

Organization of meeting of ‘Hindi Salahkar Samiti’

14.7 Under the Chairmanship of **Rao Inderjit Singh**, Hon’ble Statistics and Program Implementation Minister(I/C), the second meeting of ‘Hindi Salahkar Samiti’ of the Ministry was held on 21 July 2023 at Conference Room No. 201, Khurshid Lal Bhawan, New Delhi. This was the second meeting of the Hindi Salahkar Samiti of the Ministry after the reorganization on 21 October 2021. The meeting started with the lighting of the lamp by Hon’ble Minister and President of ‘Hindi Salahkar Samiti’. Hon’ble Minister sought suggestions from all the members present in the meeting so that work can be done easily in Hindi in the government office.



14.8 The Member-Secretary and Joint Secretary informed that all the manuals, codes used in the Ministry are bilingual and the website of the Ministry is also available in bilingual form. He assured that according to the expectations of the committee, in the coming years, all efforts would be made to achieve the targets set for the successful and effective implementation of the Official Language Policy of the Central Government through Hindi language.

Central Secretariat Official Language Implementation Committee (CSOLIC)

14.9 The Ministry also represented the Central Secretariat Official Language Implementation Committee meeting conducted by Department of Official Language, Ministry of Home Affairs under the Chairmanship of Secretary on 18.10.2023 and Joint Secretary (Admin.) attended the meeting along with Deputy Director (OL). All the shortcomings as pointed out by the Committee were noted down.

Other Activities

15.1 The Vigilance Section in the Ministry, with the Joint Secretary/DDG & Chief Vigilance Officer as the Divisional head, deals with the following work:

- Vigilance cases i.e., cases of corruption, malpractices and lack of integrity in respect of Group 'A', 'B' and 'C' officers;
- Processing/issuing of vigilance clearance in respect of officers of various grades for various purposes;
- Implementation of Central Civil Service (Classification, Control and Appeal) Rules, 1964;
- Furnishing of monthly report of vigilance cases to the Department of Personnel & Training on Probity Portal.

15.2 Vigilance Section also handles the following activities:

- Reviewing and streamlining of procedures, which appear to afford scope for corruption or misconduct and for initiating other measures for the prevention, detection of corruption and other malpractices and punishment to the corrupt in the Ministry as well as its attached and subordinate offices;
- Appointment of Vigilance Officers in the attached/subordinate offices.

15.3 The complaints received from individuals and organizations like CBI/CVC/ PMO/Cabinet Secretariat/UPSC, etc. are examined on the basis of the factual report obtained from the concerned Administrative Divisions, Attached and Subordinate Offices. The preliminary inquiries are made to look into the merit of the complaint and if the complaints have any substance then a regular departmental action is initiated.

15.4 During the year 2023-24, 89 complaints were closed after logical conclusion (which includes complaints carried over from the previous year).

15.5 During the said period, no Major or Minor penalty was imposed.

15.6 During the year 2023-24, more than 2500 Vigilance Clearance were processed/ issued, which eventually culminated into the timely promotion/NFU/Confirmation/ deputation/ JS Empanelment of ISS Officers etc. besides various RTI Applications/ First Appeals under the RTI Act, 2005 were received and disposed of within the stipulated time.

15.7 Vigilance Awareness Week was observed during the period of 30 October to 5 November, 2023 to create awareness amongst officers and staff of the Ministry. It began with pledge taking ceremony. The theme of this year's Vigilance Awareness week was theme "say no to corruption; commit to the Nation". Banners regarding observance of vigilance Awareness week were placed at vantage locations in the Ministry. 05 awareness cum training Programme for Group A and B officers of the Ministry were organised through guest faculty.

15.8 Part Time Chief Vigilance Officer has been appointed in ISI, Kolkata with the approval of CVC in June, 2023.

Redressal of Public Grievances

15.9 The Ministry of Statistics & Programme Implementation and its attached / subordinate offices do not have much public interaction. However, a Grievance Redressal Machinery is functioning in this Ministry under the supervision of Nodal Officer (Public Grievances). The grievances are received through P.G. Portal of the Ministry or through various Nodal Agencies such as Prime Minister's Office (PMO), President's Secretariat, Department of Administrative Reforms and Public Grievances (DARPG), Department of Pension & Pensioners' Welfare (DOPPW), etc. The Public Grievances through P.G. Portal of the Ministry (CPGRAMS) and Department of Pension and Pensioners Welfare (CPENGRAMS) are regularly monitored by the Nodal Officer of the Ministry. There were 36 grievances pending as on 1 December, 2022. During the period starting from 1 December, 2022 upto 31 March, 2024, a total of 639 grievances have been received and 659 grievances have been settled. All the Public Grievances cases are being monitored and followed up on priority basis by regularly reminding the concerned subordinate offices/divisions of the Ministry for early disposal.

RTI Matters

15.10 RTI applications/appeals are normally received in PIGR Section and then forwarded to concerned Central Public Information Officers (CPIOs)/ First Appellate Authorities (FAAs) for their disposal. Ministry has designated 37 FAAs and one RTI Nodal Officer of the level of Deputy Secretary/ Director under the RTI Act. The Ministry has also designated 82 CPIOs for various divisions/ sections of the Ministry and its attached/subordinate offices. Besides, one FAA and one CPIO have been designated for Indian Statistical Institute (ISI), an Autonomous Body under the control of this Ministry. The number of requests and appeals received during the period of 16 months starting from 1 December 2022 upto 31 March 2024 under RTI Act, 2005 are given as under:

No. of Requests/Appeals received during the period of 16 months starting from 1st December 2022 upto 31st March 2024 Under the RTI Act 2005

Sl. No.	Name of Month	Requests/Applications				Appeals			
		Cf	Recd.	Disp.	Pending	Cf	Recd.	Disp.	Pending
1	Dec-22	102	131	136	97	9	16	7	18
2	Jan-23	97	195	192	100	18	10	18	10
3	Feb-23	100	135	141	94	10	11	13	8
4	Mar-23	94	183	165	112	8	10	7	11
5	Apr-23	112	112	127	97	11	12	9	14
6	May-23	97	158	161	94	14	8	13	9
7	Jun-23	94	175	151	118	9	10	9	10
8	Jul-23	118	132	128	122	10	11	6	15
9	Aug-23	122	185	142	165	15	20	12	23
10	Sep-23	165	156	178	143	23	9	18	14
11	Oct-23	143	129	172	100	14	15	12	17
12	Nov-23	100	175	148	127	17	17	14	20
13	Dec-24	127	148	142	133	20	10	14	16
14	Jan-24	133	159	178	114	16	12	11	17
15	Feb-24	114	260	242	132	17	17	21	13
16	Mar-24	132	303	268	167	13	19	16	16
	TOTAL	102*	2736	2671	167**	9*	207	200	16**

Cf: Carry forward from previous month pending

Recd. : Received during the month

Disp. : Disposed off during the month

* Carry forward pendency as on 1st December 2022

** Pendency as on 31st March 2024

Social Justice and Empowerment

15.11 Social justice and empowerment are key focus areas of Ministry of Statistics and Programme Implementation, with the aim of creating a more equitable society where every individual has access to basic rights, opportunities, and resources. This ministry is committed with ensuring the welfare, development, and empowerment of socially and economically marginalized communities, including Scheduled Castes (SCs), Scheduled Tribes (STs) and Person with Benchmark Disabilities (PwBDs). Therefore, an officer of the rank of Director has also been appointed as **Liaison Officer for SCs, STs & PwBDs**, for ensuring no partiality and maintains healthy and inclusive work environment.

The Ministry also has a Grievance Redressal Cell which take up the Grievances/ Complaints at high level, related to SCs/ STs and PWDs on priority basis and committed to provide immediate response. Overall, social justice and empowerment are seen as critical components of India's development agenda, with a range of ministries working to create a more inclusive and equitable society. The information relating to representation of SC/ST and PwBD is given in Annexure-VIII (A) and VIII (B).

General Section:

15.12 E-Procurement: The E-Procurement and E-publishing mode of tender have been fully functional in the Ministry. All procurement (approx. 99%) of product/services are being done through GEM and CPP Portal, if not available on GEM.

15.13 E-office project: The Currently, the Ministry is working 100% on e-office platform/environment and all the running file are e-files. Further, the digitization of old files have been completed and converted into electronic files. The e-Office project is one of the Mission Mode Project under the National E-Governance Plan to improve efficiency in Government process and service delivery mechanism.

15.14 Online Stationery Management System: The Stationery is being issued to all employees through Online Stationery Management System to keep track of usage, records and future requirement.

15.15 PFMS: All the payments are being released through Public Finance Management System in electronic Form and no cash payments is being done to any Vendor or employee.

15.16 E-billing: All the bills for payment are being processed through e-bill mode of Public Finance Management System.

15.17 Chintan Shivar: Ministry is regularly working towards improvement in Statistical System. Chintan Shivar's were conducted to internally deliberate on the improvements needed within the Ministry and for preparation of roadmap for implementation of action points with timelines, implementation methodology and deliverables.

15.18 Fit India Freedom Run 4.0 Campaign: The Fit India Swachhata Freedom Run was started to mark two days of national importance, namely, Independence Day and Gandhi Jayanti. In this edition of Fit India Swachhata Freedom Run a special campaign was conducted from 1 October, 2023 to 31 October, 2023 towards inculcate the habit of walking and running in people in the quest for better health and fitness. The campaign was intended for "Fit India Swachhata Freedom Run and the theme of the campaign was "Swachh Bharat, Swasth Bharat". In this edition of Fit India Swachhata Freedom Run, the focus was on **Swachhata along with fitness**.


15.19 Swachh Bharat/Cleanliness campaign: Ministry is regularly working on Swachh Bharat Mission. Recently, the Ministry has organised Special Campaign 3.0 on Swachhata within the offices of the Ministry. The campaign was started from October 2, 2023 and continued till October 31, 2023. The special focus was given to space management and enhancement of workplace experience in offices, Cleanliness drive, disposal of scrap and weeding out of files.

15.20 Swachhata Pakhwada, 2023: As per the schedule fixed by Department of Drinking Water and Sanitation (DDWS), Swachhata Pakhwada, 2023 was celebrated in this Ministry from 1 July, 2023 to 15 July, 2023. Coordination Section had meticulously planned and executed this campaign,

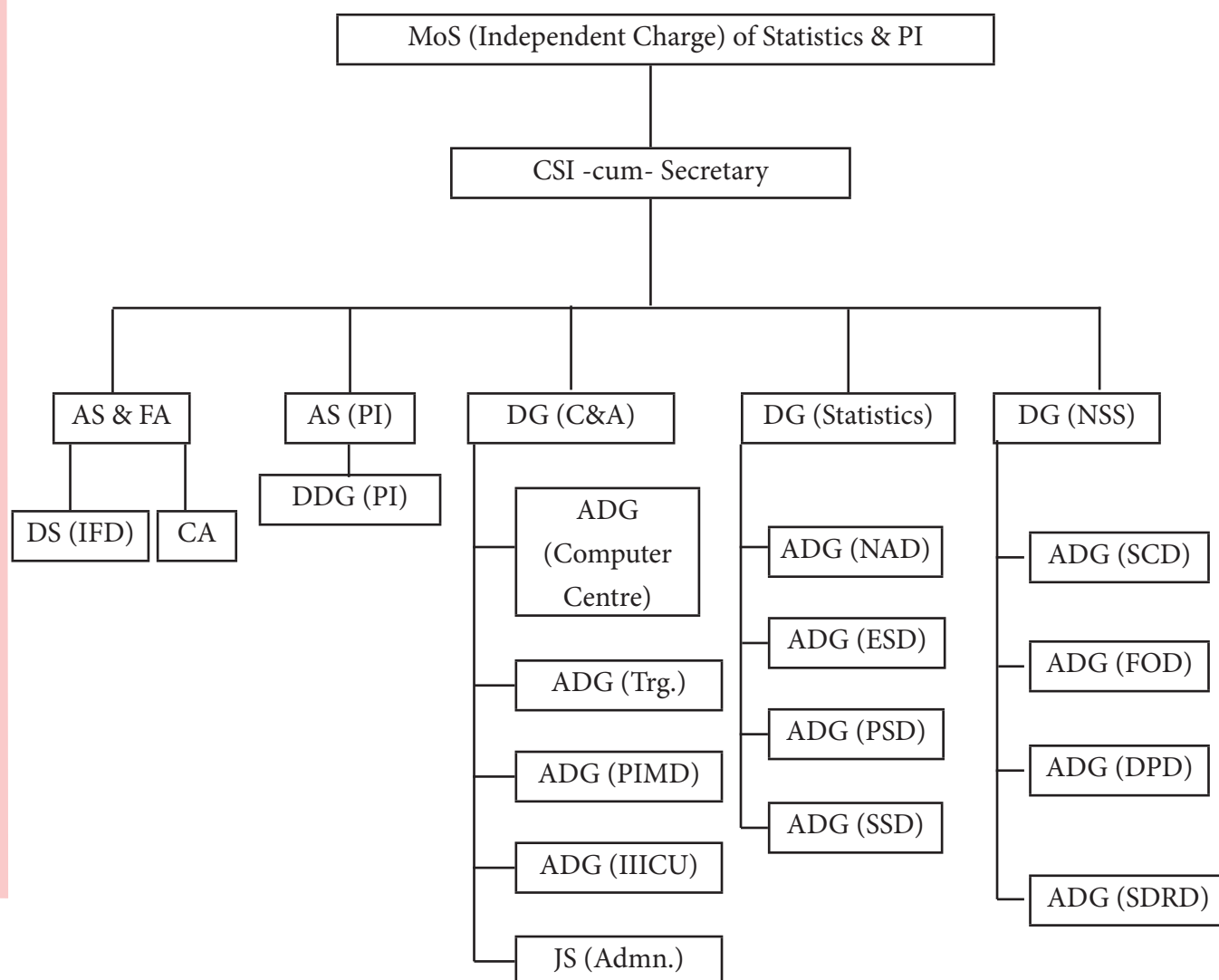
with enthusiastic participation from all offices, including 177 field offices, across the country. More than 55,000 people participated enthusiastically in this nationwide campaign across 153 cities, engaging in a grand total of 738 activities. It is was a resounding success.

15.21 During Swachhata Pakhwada, all offices within the Ministry displayed commendable commitment by engaging in a range of activities. Notably, AS HQ, Faridabad; FOD HQ, Delhi; DIID; DQAD/SDRD; ISI and others conducted activities throughout the fortnight. The remaining offices also took up planned/ designated activities with great zeal, contributing significantly to the success of the Swachh Bharat campaign. Throughout the fortnight activities such as cleaning of workstations, cleaning of public places like hospitals, parks, rivers, ponds, beaches have been done, Swachhata rallies organized, plantation have been done, painting completions organized, quiz conducted, wall beautified with paintings, etc. activities have been carried out as well as the cleaning of offices area.

15.22 The Ministry went the extra mile to ensure maximum outreach and public engagement. Through effective use of social media platforms such as Twitter, Instagram, and Facebook, the campaign garnered widespread attention and appreciation from the public.

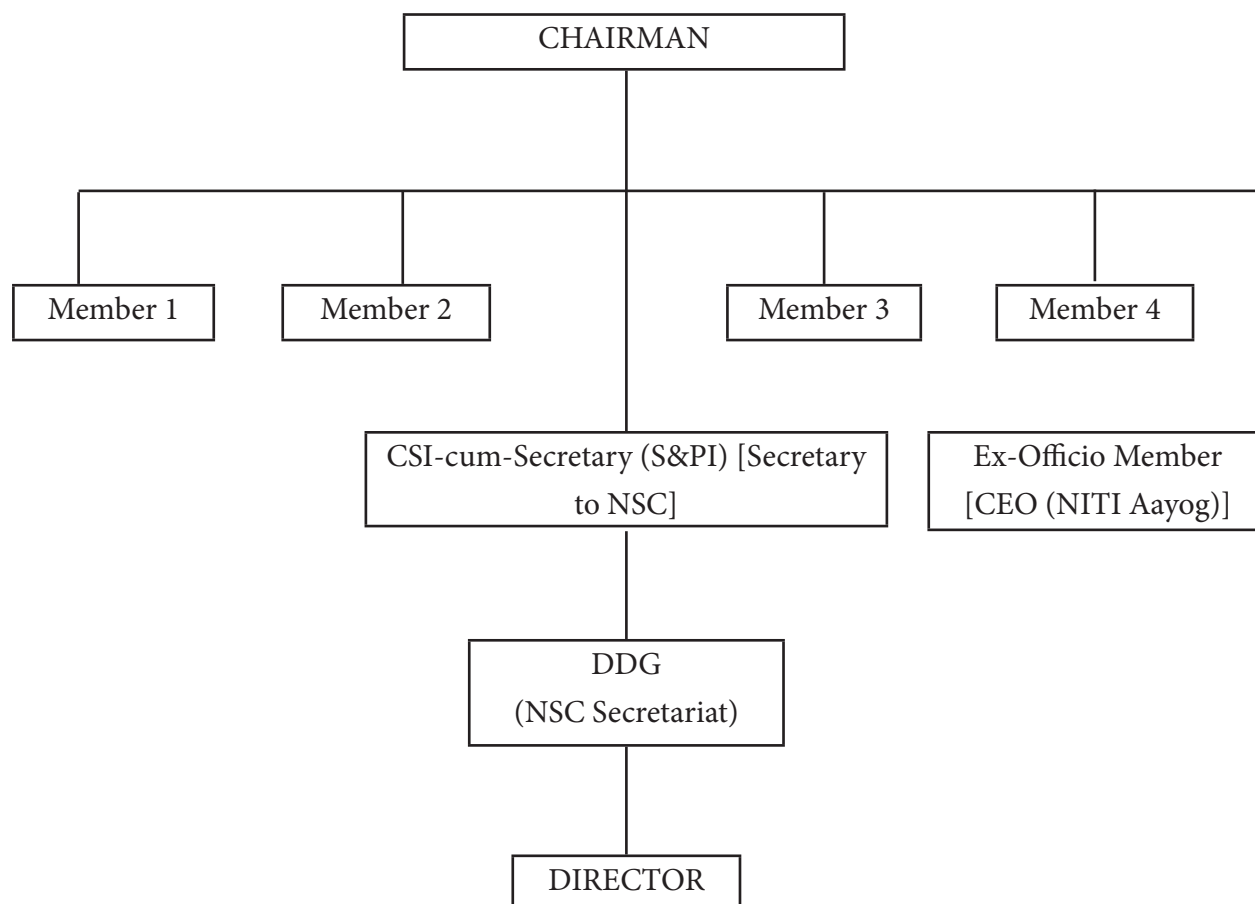


ORGANISATION CHART OF MoSPI



ORGANISATION CHART

MINISTRY OF STATISTICS & PROGRAMME IMPLEMENTATION NATIONAL STATISTICAL COMMISSION



NSC: NATIONAL STATISTICAL COMMISSION
CSI: CHIEF STATISTICIAN OF INDIA

ABBREVIATIONS USED

AS & FA	ADDITIONAL SECRETARY & FINANCIAL ADVISER
ASI	ANNUAL SURVEY OF INDUSTRIES
ASTT. DIR	ASSISTANT DIRECTOR
CSI	CHIEF STATISTICIAN OF INDIA
CSO	CENTRAL STATISTICS OFFICE
CPD	COORDINATION & PUBLICATION DIVISION
C&A	COORDINATION & ADMINISTRATION
CORD.	COORDINATION
DG & CEO	DIRECTOR GENERAL & CHIEF EXECUTIVE OFFICER
DIR	DIRECTOR
DDG	DEPUTY DIRECTOR GENERAL
DO	DESK OFFICER
DPD	DATA PROCESSING DIVISION
DS	DEPUTY SECRETARY
DY. SECY.	DEPUTY SECRETARY
DY. ADV	DEPUTY ADVISER
DY.C.A.	DEPUTY CONTROLLER OF ACCOUNTS
DY. DIR	DEPUTY DIRECTOR
DY. F.A.	DEPUTY FINANCIAL ADVISER
ESD	ENVIRONMENT STATISTICS DIVISION
FOD	FIELD OPERATIONS DIVISION
HOD	HEAD OF DEPARTMENT
HOO	HEAD OF OFFICE
JT. ADV	JOINT ADVISER
JT. DIR	JOINT DIRECTOR
JCM	JOINT CONSULTATIVE MACHINERY
JD	JOINT DIRECTOR
ICT	INTERNATIONAL COORDINATION & TRAINING
IPMD	INFRASTRUCTURE AND PROJECT MONITORING DIVISION
ISD	INDUSTRIAL STATISTICS DIVISION
ISI	INDIAN STATISTICAL INSTITUTE
ISS	INDIAN STATISTICAL SERVICE
IS WING	INDUSTRIAL STATISTICS WING
IWSU	INTERNAL WORK STUDY UNIT
MDG	MILLENNIUM DEVELOPMENT GOALS
MPLADS	MEMBERS OF PARLIAMENT LOCAL AREA DEVELOPMENT SCHEME
NAD	NATIONAL ACCOUNTS DIVISION
NCMP	NATIONAL COMMISSION MINIMUM PROGRAMME
NSC	NATIONAL STATISTICAL COMMISSION
NSO	NATIONAL STATISTICAL OFFICE
NSSO	NATIONAL SAMPLE SURVEY OFFICE
OL	OFFICIAL LANGUAGE

O&M	ORGANISATION & METHOD
PAO	PAY & ACCOUNTS OFFICE
PCL	PRICE & COST OF LIVING
PG	PUBLIC GRIEVANCES
PIMD	POLICY IMPLEMENTATION & MONITORING DIVISION
RTI	RIGHT TO INFORMATION
SCD	SURVEY COORDINATION DIVISION
SC/ST	SCHEDULED CASTE/TRIBE
SDRD	SURVEY DESIGN AND RESEARCH DIVISION
SSD	SOCIAL STATISTICS DIVISION
SSS	SUBORDINATE STATISTICAL SERVICE
SDG	SUSTAINABLE DEVELOPMENT GOALS
TRG	TRAINING
US	UNDER SECRETARY

Allocation of Business to the Ministry of Statistics and Programme Implementation

I STATISTICS WING

1. Acts as the nodal agency for planning integrated development of the statistical system in the country.
2. Coordination of statistical work with a view to identify gaps in data availability or duplication of statistical work in respect of Departments of the Government of India and the State Statistical Bureaus (SSBs) and to suggest necessary remedial measures.
3. Laying down and maintenance of norms and standards in the field of statistics, evolving concepts, definitions and methodology of data collection, processing of data and dissemination of results.
4. Advising the Departments of the Government of India on statistical methodology and on statistical analysis of data.
5. Preparation of National Accounts as well as publication of Annual Estimates of National Income, Gross/ Net Domestic Product, Government and private final consumption expenditure, capital formation, savings, capital stock and consumption fixed capital, quarterly estimates of Gross Domestic Product, preparation of National Input-Output Transactions Table, State level estimates of Domestic Product and fixed capital formation of supra-regional sectors, preparation of comparable estimates of State Domestic Product (SDP) at current prices.
6. Compilation and release of the Index of Industrial Production (IIP) every month in the form of Quick Estimates, conducting Annual Survey of Industries (ASI) and providing statistical information, to assess and evaluate the changes in the growth, composition and structure of the organised manufacturing (factories) sector.
7. Development of Environment Statistics, development of methodology, concepts and preparation of National Resource Accounts for India.
8. Organisation and conduct of periodic All India Economic Census and follow-up sample surveys.
9. Conducting nation-wide sample surveys on various socio-economic aspects, such as, employment, consumer expenditure, housing conditions, debt and investment, land and livestock holdings, literacy, education, health, family welfare, un-organised manufacturing and services etc, to provide the database needed for development, research, policy formulation and economic planning.

10. Conducting quality checks and auditing of statistical surveys and data sets through technical scrutiny and sample checks and generate correction factors and alternative estimates, if required.
11. Undertaking the processing of survey data collected through various socio- economic surveys and follow up surveys of Economic Census and Annual Survey of Industries by the National Sample Survey Organisation and the Central Statistical Organisation.
12. Dissemination of statistical information through a number of regular or adhoc publications to Government, semi-Government or private data users/agencies and dissemination of data, on request, to United Nations Agencies like United Nations Statistics Division, Economic and Social Commission for Asia and the Pacific, International Labour Organisation and other relevant international agencies.
13. Giving grants-in-aid to registered non-governmental organisations and research institutions of repute for undertaking special studies or surveys, printing of statistical reports and finance seminars, workshops or conferences relating to different subject areas of official statistics.
14. Functioning as the Cadre Controlling Authority and dealing with all aspects of managing the Indian Statistical Service including all matters pertaining to training, career planning and man power planning.
15. The Indian Statistical Institute and ensuring its functioning in accordance with the provisions of the Indian Statistical Institute Act, 1959 (57 of 1959).
16. Compilation and release of monthly Consumer Price Index Numbers for Urban Non- Manual Employees.
17. Undertaking methodological studies and pilot surveys for evolving better sampling techniques and estimation procedures including small area estimates.

II PROGRAMME IMPLEMENTATION WING

18. Monitoring the performance of the country's eleven key infrastructure sectors, viz., Power, Coal, Steel, Railways, Telecommunications, Ports, Fertilizers, Cement, Petroleum & Natural Gas, Roads and Civil Aviation;
19. Monitoring of all Central Sector Projects costing ₹150 crore and above; and
20. Monitoring implementation of Members of Parliament Local Area Development Scheme (MPLADS).

**Statement of Budget Estimate (SBE) –Annual Plan 2023-24
Ministry of Statistics and Programme Implementation**

(₹ in Crore)

S.No.	Scheme	<u>Annual Plan 2023-24 (B.E.)</u>			Outlay Earmarked for North East 2023-24 (BE)
		GBS	IEBR	Total	
1	2	3	4	5	6
(A) Central Sector Schemes (CS)					
1	Capacity Development	600.00	0	600.00	18.19
Total (A)		600.00	0	600.00	18.19
(B) Block Grants					
1	Members of Parliament Local Area Development Scheme (MPLAD)	4558.50	0	4558.50	18.19
Total (A+B)		4558.50	0	4558.50	18.19

**Total Plan Gross Budgetary Support (GBS) for 2023-24 (BE and RE)
for North-Eastern Region.**

(₹ in lakh)

Name of Plan Scheme	Provision for NE During 2022-23			NE States	Actual Expenditure State-wise	Remarks
	BE	RE	Actual Expenditure			
1	2	3	4	5	6	7
1. Capacity Development (Total)	4307.00	2259.00	2199.88		2199.88	
(a) Capacity Development (Capacity Development of NSSO - Grant-in-aid to the states for carrying out central NSS sample work in NER region)	2200.00	2234.00	2199.88	Arunachal Pradesh	371.25	
				Assam	455.10	
				Manipur	230.73	
				Meghalaya	248.21	
				Mizoram	135.50	
				Nagaland	238.84	
				Sikkim	127.61	
				Tripura	392.64	
(b) Support for Statistical Strengthening	2107.00	25.00	0.00			
(c) Economic Census	-	-	-			
2. MPLADS				Arunachal Pradesh	700.00	
				Assam	9050.00	
				Manipur	1600.00	
				Meghalaya	950.00	
				Mizoram	750.00	
				Nagaland	1000.00	
				Sikkim	450.00	
				Tripura	2450.00	
GRAND TOTAL	4307.00	2259.00	19149.88			

**Total Plan Gross Budgetary Support (GBS) for 2023-24 (BE and RE)
For North-Eastern Region.**

Name of Plan Scheme	Provision for NE During 2022-23			NE States	Actual Ex- penditure State-wise	Remarks
	BE	RE	Actual Expenditure (upto 31.03.2024)			
1	2	3	4	5	6	7
1. Capacity Development (Total)	1819.00	1819.00	1705.40			
(a) Capacity Development (Capacity Development of NSSO - Grant-in-aid to the states for car- rying out central NSS sample work in NER region)	1534.00	1534.00	1533.96	Arunachal Pradesh	401.26	
				Manipur	540.28	
				Mizoram	194.27	
				Sikkim	74.55	
				Tripura	323.60	
(b) Support for Statistical Strengthening	285.00	285.00	171.44	Nagaland	92.75	
				Arunachal Pradesh	35.00	
				Assam	43.69	
(c) Economic Census	-	-	-			
2. MPLADS				Arunachal Pradesh	2500.00	
				Assam	16000.00	
				Manipur	2505.11	
				Meghalaya	2250.00	
				Mizoram	1250.00	
				Nagaland	1000.19	
				Sikkim	1750.00	
				Tripura	2200.00	
GRAND TOTAL	1819.00	1819.00	31160.70			

List of publications being brought out by various Divisions of Ministry

A. National Sample Survey Office

1.	PLFS Quarterly Bulletin for the quarter October-December, 2022 released in February, 2023.
2.	PLFS Annual Report July, 2021-June, 2022 released in February, 2023.
3.	NSS Report no. 589 of 78 th Round on Multiple Indicator Survey in India was released in March, 2023.
4.	PLFS Quarterly Bulletin for the quarter January-March 2023 released in May 2023.
5.	PLFS Annual Report July, 2022-June, 2023 released in October, 2023
6.	PLFS Quarterly Bulletin for the quarter April-June, 2023 released in October, 2023
7.	PLFS Quarterly Bulletin for the quarter July-September, 2023 released in November, 2023
8.	Additional Tables of PLFS Annual Report 2022-23 released in January, 2024
9.	PLFS Quarterly Bulletin for the quarter October-December, 2023 released in February, 2024
10.	Factsheet of HCES 2022-23 released in February, 2024
11.	Key employment unemployment indicators for January-December, 2023 released in March, 2024
12.	Annual Survey of Industries (ASI) 2020-21 released in February 2024
13.	Annual Survey of Industries (ASI) 2021-22 released in February 2024

B. Publications brought out during 2023-24 by Social Statistics Division:

Sl. No.	Name of Publication	Periodicity	Month of Release	Content
1	EnviStats India 2023; Vol. I: Environment Statistics	Annual	March 2023	Continuing its effort to collate and release statistical information on all the aspects of environment, the division released “EnviStats India 2023 Vol. I: Environment Statistics” in March 2023. The publication is based on Framework on Development of Environment Statistics (FDES 2013) prescribed by UNSD for compilation of environment statistics and provides information on the six fundamental components namely (i) Environmental Conditions and Quality; (ii) Environmental Resources and their use; (iii) Residuals (iv) Extreme Events and Disasters; (v) Human Settlements and Environmental Health; and (vi) Environment Protection, Management and Engagement. This publication is the sixth in the series. The latest publication has an improved coverage of the indicators prescribed by FDES, with information provided on 177 indicators of the framework.
2	EnviStats India 2023; Vol. II: Environment Accounts	Annual	September 2023	With a view to improve the understanding of the relationship between environment and the economy, the division has released the 6th consecutive issue of the annual publication on Environment Accounts, “EnviStats India 2023 Vol. II: Environment Accounts” in September 2023 following the System of Environmental-Economic Accounting Framework (SEEA). The current publication includes several new subjects such as Material Flow Accounts and Soil Erosion Prevention Services by Forests as well as updation of the earlier released Solid Waste Accounts, Fish Provisioning Services etc.

3	EnviStats India Explainer Series		May, 2023	NSO, India released the Explainer Series on Soil Erosion Prevention Services provided by the Croplands in May, 2023. The document elaborates specifically about the Ecosystem Services (Regulatory) provided by the Croplands in physical quantity.
4	EnviStats India: Frequently Asked Questions		January 2024	The FAQ provides all the important queries related to Environment Accounting with an aim to help users of EnviStats India to have better understanding of the various concepts of environment accounting and help building awareness for the same.
5	EnviStats India: Glossary		March 2024	The Glossary provides definition of the technical terms used in the Environment Accounts.
6	Sustainable Development Goals National Indicator Framework Progress Report, 2023	Annual	June 2023	“Sustainable Development Goals - National Indicator Framework Progress Report 2023”, the latest progress report of India on SDGs-NIF (covering all 17 SDGs) with the time series data was released on 29 June, 2023. This report contains four parts – Overview & Executive Summary, Data Snapshot, Metadata and Data Tables.
7	Sustainable Development Goals - National Indicator Framework, 2023	Annual	June 2023	This publication on National Indicator Framework (NIF), 2023 contains list of 17 SDGs, associated 169 Targets and 284 National Indicators.
8	Data Snapshot on Sustainable Development Goals National Indicator Framework Progress Report 2023	Annual	June 2023	This snapshot is based on national level values of National Indicators, with due mention of the data sources.
9	Women and Men in India 2022	Annual	March 2023	Gender disaggregated data on various socio-economic aspects including health, education, participation in economy, decision making, impediments in women empowerment etc.

C. National Account Division

S. No.	Description of the publication/ data release/ report	Manner of release
1.	National Accounts Statistics – 2023	e-Publication
2.	Supply and Use Table (SUT) 2019-20	e-Publication
3.	Provisional Estimates of Annual National Income 2022-23 and Quarterly Estimates of Gross Domestic Product (GDP) for the Fourth Quarter (Q4) of 2022-23	Press Note
4.	State-wise and Item-wise Value of Output from Agriculture, Forestry and Fishing (2011-12 to 2020-21)	e-Publication
5.	Estimates of Gross Domestic Product for the First Quarter (April-June) of 2023-24	Press Note
6.	Estimates of Gross Domestic Product for the Second Quarter (July-September) of 2023-24	Press Note
7.	First Advance Estimates (FAE) of National Income for the financial year 2023-24	Press Note
8.	Second Advance Estimates (SAE) of National Income, 2023-24; Quarterly Estimates of Gross Domestic Product (GDP) for October-December quarter (Q3) of 2023-24 along with its expenditure components and First Revised Estimates of National Income, Consumption Expenditure, Saving and Capital Formation, 2022-23	Press Note
9.	Payroll Reporting in India: An Employment Perspective* (Monthly Press Note)	Press Note

* Released on 25th of every month or previous working day, if 25th is a holiday.

Position of Action Taken Note (ATN) for the Year 2022-23

Sl. No.	Year	No. of Paras/PA reports on which ATNs have been submitted to PAC after vetting by Audit	Details of the Paras/PA reports on which ATN are pending		
			No. of ATNs not sent by the Ministry even for the first time	No. of ATNs sent but returned with observations and Audit is awaiting their resubmission by the Ministry	No. of ATNs which have been finally vetted by audit but have not been submitted by the Ministry to PAC
1	PAC report No.31 on MPLADS (containing 12 paras)	Final Action Taken (ATRs) of all 12 paras have been uploaded on the APMS portal.	NIL	NIL	NIL

Annual Statement showing the Representation of SCs, STs And OBCs as on 1st January 2024 and number of Appointments made during the preceding Calendar Year 2023

Groups	Representation of SCs/STs/OBCs (As on 01/01/2024)										Number of Appointments made during the calendar year 2023										
	By Direct Recruitment					By Promotion					By Deputation										
	Total Employees	SCs	STs	OBCs	EWS	Oth-ers	Total	SCs	STs	OBCs	EWS	Oth-ers	Total	SCs	STs	OBCs	Others				
(1)	(2)	(3)	(4)	(5)	(6)	(7)	(8)	(9)	(10)	(11)	(12)	(13)	(14)	(15)	(16)	(17)	(18)	(19)	(20)	(21)	(22)
A	778	126	51	174	21	406	27	4	2	11	4	6	143	37	11	95	0	0	0	0	0
B	3957	606	296	957	184	1914	498	86	47	81	35	249	158	24	14	120	0	0	0	0	0
C (Ex-cluding Safai Karam-chari)	724	130	57	183	7	347	30	1	2	7	1	19	15	2	0	13	0	0	0	0	0
C (Safai Karam-chari)	1	1	0	0	0	0	NA	NA	NA	NA	NA	NA	NA	NA	NA	NA	NA	NA	NA	NA	NA
Total	5460	863	404	1314	212	2667	555	91	51	99	40	274	316	63	25	228	0	0	0	0	0

Annual Statement showing the Representation of Persons with Disabilities in Services as on 1st January 2024

Groups	Representation of SCs/STs/ OBCs (As on 01/01/2024)										Number of Appointments made during the calendar year 2023							
	Total Em- ploy- ees	A	B	C	D&E	By Direct Recruitment			By Promotion			By Deputation						
						Total	A	B	C	D&E	Total	A	B	C	Total	A	B	C
(1)	(2)	(3)	(4)	(5)	(6)	(7)	(8)	(9)	(10)	(11)	(12)	(13)	(14)	(15)	(16)	(17)	(18)	(19)
A	778	3	2	8	0	27	0	0	1	0	143	0	1	2	0	0	0	0
B	3957	18	17	25	0	498	1	0	0	0	158	0	0	0	0	0	0	0
C (Ex- cluding Safai Karam- chhari)	724	3	0	1	0	30	0	0	0	0	15	0	0	0	0	0	0	0
C (Safai Karam- chhari)	1	0	0	0	0	NA	NA	NA	NA	NA	NA	NA	NA	NA	NA	NA	NA	NA
Total	5460	24	19	34	0	555	1	0	1	0	316	0	1	2	0	0	0	0



सत्यमेव जयते

Government of India
Ministry of Statistics and
Programme Implementation
Khurshid Lal Bhawan, Janpath Road, New Delhi-110001
Website: www.mospi.gov.in