

TWENTY POINT PROGRAMME-2006
PROGRESS REPORT
FOR
APRIL-DECEMBER, 2011



GOVERNMENT OF INDIA
MINISTRY OF STATISTICS AND PROGRAMME IMPLEMENTATION
SARDAR PATEL BHAWAN, SANSAD MARG,
NEW DELHI-110 001

Website: www.mospi.gov.in

CONTENTS

	Page No.
I. Introduction	i
II. List of Twenty Points	ii
III. List of Monthly Monitored Items	iii
IV. Status of receipt of targets for Monthly Monitored items	iv
V. List of items /parameters identified for appraisal	vii
VI. List of items under TPP-2006 yet to be operationalised	viii

PART-I Overall Performance Analysis

VII. Progress Report	1
VIII. Highlights of Performance	2
Table - A - All India Performance	6
Table- B - State-wise Performance	7
Table- C - State -wise and Item-wise Performance	12

PART- II Performance Tables

Table No.	Description of Item	
1	Employment Generation - <i>MGNREG</i> Scheme	22
2(A)	Swaranjayanti Gram Swarojgar Yojana (SGSY)	23
2(B)	SC, ST, Women and Disabled Swarozgaries Assisted under SGSY	25
3(A)	SHGs Formed under SGSY	26
3(B)	SHGs to whom income generating activities provided	28
4(A)	Distribution of Waste Land to the Landless	29
4(B)	Waste Land Distributed to SC, ST and others	30
5(A)	Minimum Wages Enforcement (Including Farm Labour)	31
	(i) Inspections made (ii) Irregularities detected	
	(iii) Irregularities rectified	
5(B)	Minimum Wages Enforcement (Including Farm Labour)	32
	(i) Claims Filed (ii) Claims Settled	
5(c)	Minimum Wages Enforcement (Including Farm Labour)	33
	(i) Prosecution cases pending (ii) Prosecution cases filed	
	(iii) Prosecution cases decided	
6(A)	<i>Food Security</i> : Targeted Public Distribution System (TPDS) for AAY, APL & BPL,	34
6(B)	<i>Food Security</i> : TPDS only for Antyodaya Anna Yojana (AAY)	36
6(C)	<i>Food Security</i> : TPDS only for Below Poverty Line (BPL)	38
7	Rural Housing - Indira Awaas Yojana (IAY)	40

Contd...

Table No.	Description of Item	Page No.
8	EWS/LIG Houses in Urban Areas	42
9	<i>Rural Areas- National Rural Drinking Water Programme (NRDWP)</i>	
9(A)	Coverage of Habitations (Partially Covered & Slipped back)	44
9(B)	Coverage of Water Quality Affected Habitations	46
10	Sanitation Programme in Rural Areas	48
11	Institutional Delivery	49
12	SC Families Assisted	50
13	Universalization of ICDS Scheme	52
14	Functional Anganwadis	54
15	No. of Urban Poor Families Assisted under Seven Point Charter	56
16(A)	Afforestation- Area Covered under Plantation- (Public and Forest Lands)	58
16(B)	<i>Afforestation:</i> Seedlings Planted – (Public and Forest Lands)	60
17	Rural Roads Constructed under (PMGSY)	62
18	Village Electrified under Rajiv Gandhi Grameen Vidyutikaran Yojana (RGGVY)	64
19	Energising Pump sets	66
20	Supply of Electricity	68
Annexures		
○	List of 65 items to be monitored under TPP-2006	Annexure – I 70-72
○	Abbreviations used	Annexure - II 73

Twenty Point Programme – 2006

An Introduction

The Twenty Point Programme (TPP) was launched by the Government of India in the year 1975 and restructured in 1982, 1986 and again in 2006. The restructured programme, known as Twenty Point Programme (TPP) – 2006, became operational with effect from 1st April, 2007. The Programme is meant to give a thrust to schemes relating to poverty alleviation, employment generation in rural areas, housing, education, family welfare & health, protection of environment and many other schemes having a bearing on the quality of life, especially in the rural areas.

2. The programmes and schemes under the TPP-2006 are in harmony with the priorities contained in the Millennium Development Goals (MDGs) of the United Nations and SAARC Social Charter. The original nomenclature, namely the Twenty Point Programme, which has been in existence for more than three decades and carries the stamp of familiarity among the people and administrative agencies, has been retained.

3. Twenty Point Programme (TPP) – 2006 originally consisted of 20 Points (*Appendix-1*) and 66 items being monitored individually by Central Nodal Ministries concerned. Up to 2007-08, out of 66 items, 22 items were monitored on monthly basis. From 1st April, 2008 *Sampoorna Grameen Rojgar Yojana* (SGRY) has been merged with another item namely “*National Rural Employment Guarantee Act*” which has now been renamed as *Mahatma Gandhi National Rural Employment Guarantee Act from 31st December, 2009* therefore, SGRY has been dropped from the list of 66 items and only 65 items are now monitored under TPP-2006 since 2008-09. The list of 65 items is enclosed at *Annexure-I*.

4. Out of 65 items, 20 items (information in respect of 16 items is being collected from various States/ UTs and for remaining 4 items from the concerned Central Nodal Ministries) are being monitored on monthly basis during the period 2011-12 against the targets fixed at the beginning of financial year by the central nodal Ministries and State Governments (*Appendix-2&3*). The remaining items under TPP-2006, are being monitored on annual basis as the information in respect of these items will be made available by the concerned Central Nodal Ministries only on annual basis. These 65 items consist of about 160 identified parameters, however for the purpose of monthly performance, 19 identified parameters have been taken (*Appendix-4*).

5. Some of the schemes/programmes are yet to be operationalised by the Central Nodal Ministries concerned. These items will be monitored only after the schemes concerning them come into existence and their frequency of monitoring will be decided later. The details of such items are available at *Appendix-5*.

6. The monitoring mechanism for TPP-2006 has been widened by including block level monitoring in addition to District, State and Central level monitoring. Most of the States/Union Territories have constituted the block, district and state level monitoring committees. At the Centre, the progress of individual items is monitored and reviewed by the Departments/Ministries concerned. The Ministry of Statistics & Programme Implementation (MOSPI) monitors the Programme/ schemes covered under TPP-2006 on the basis of performance report received from State Governments/UT Administrations and central nodal Ministries. Ministry of Statistics and Programme Implementation organizes National Review Meeting of TPP-2006 with State/UT Governments and Central Nodal Ministries, the last of which was held on 11.11.2011 under the Chairmanship of MOS (I/C), Ministry of Statistics and Programme Implementation at Vigyan Bhawan, New Delhi.

Twenty Point Programme – 2006

List of Twenty Points

1. Garibi Hatao [Poverty Eradication]
2. Jan Shakti [Power to People]
3. Kisan Mitra [Support to Farmers]
4. Shramik Kalyan [Labour Welfare]
5. Khadya Suraksha [Food Security]
6. Subke Liye Aawas [Housing for All]
7. Shudh Peya Jal [Clean Drinking Water]
8. Jan Jan Ka Swasthya [Health for All]
9. Sabke Liye Shiksha [Education for All]
10. Anusuchit Jaati, Jan Jaati, Alp-sankhyak evam Anya Pichhra Varg Kalyan [Welfare of Scheduled Castes, Scheduled Tribes, Minorities and OBCs]
11. Mahila Kalyan [Women Welfare]
12. Bal Kalyan [Child Welfare]
13. Yuva Vikas [Youth Development]
14. Basti Sudhar [Improvement of Slums]
15. Paryavaran Sanrakshan evam Van Vridhi [Environment Protection and Afforestation]
16. Samajik Suraksha [Social Security]
17. Grameen Sadak [Rural Roads]
18. Grameen Oorja [Energization of Rural Area]
19. Pichhara Kshetra Vikas [Development of Backward Areas]
20. e- Shasan [IT enabled e-Governance]

Twenty Point Programme – 2006

Monthly Monitored Items

1. Employment Generation under the *Mahatma Gandhi National Rural Employment Guarantee Scheme (MGNREGA)*
2. Swaranjayanti Gram Swarojgar Yojana (SGSY)
3. ***Self help Groups:***
 - (i) Self help Groups formed under SGSY
 - (ii) SHGs to whom income generating activities provided under SGSY
4. Distribution of Waste land to landless
5. Minimum Wages Enforcement (Including Farm Labour)
6. ***Food Security:***
 - (i) Targeted Public Distribution System (TPDS) for AAY, APL& BPL,
 - (ii) *TPDS* only for Antyodaya Anna Yojana (AAY)
 - (iii) *TPDS* only for Below Poverty Line (BPL)
7. Rural Housing for Indira Awaas Yojana (IAY)
8. EWS/LIG Houses in Urban Areas
9. ***Rural Areas-*** National Rural Drinking Water Programme- (NRDWP)
 - (i) Coverage of Habitations (Partially Covered & Slipped back)- (*NRDWP*)
 - (ii) Coverage of Water Quality Affected Habitations – (*NRDWP*)
10. Sanitation Programme in Rural Areas
11. Institutional Delivery
12. SC Families Assisted
13. Universalisation of ICDS Scheme
14. Functional Anganwadis
15. Number of Urban poor families assisted under seven point charter viz. land tenure, housing at affordable cost, water, sanitation, health, education, and social security.
16. ***Afforestation:***
 - (a) Area Covered under Plantation on - Public and Forest Lands
 - (b) Number of Seedlings planted on -Public and Forest Lands
17. Rural Roads constructed under Prime Minister Grameen Sadak Yojana (PMGSY)
18. Village Electrified under Rajiv Gandhi Grameen Vidyutikaran Yojana (RGGVY)
19. Energising Pump sets and
20. Supply of Electricity

STATUS OF RECEIPT OF TARGETS FOR MONTHLY MONITORED ITEMS UNDER TPP-2006

Item No.	Name of the item	Parameter	Parameters/ indicators	Whether State-wise targets fixed by the concerned Administrative Ministries	Whether targets have been received	Nodal Ministry
1	Employment Generation under the <i>Mahatma Gandhi National Rural Employment Guarantee Scheme</i>	-	(i) No. of job card issued (ii) Employment generated (iii) Wages given	Targets not fixed */ not supplied by Administrative Ministry	-	Ministry of Rural Development
2	Swaranjayanti Gram Swarojgar Yojana (SGSY)	1	<i>Individual Swarozgaries Assisted</i> (i) Total (ii) SC (iii) ST (iv) Women (v) Disabled person	Targets fixed & received from Administrative Ministry	Yes	-do-
3	Self help Groups	2	SHGs under SGSY - SHGs formed - SHGs to whom income generating activities provided	Targets not fixed */ not supplied by Administrative Ministry Targets fixed & received from Administrative Ministry	- Yes	-do- -do-
4	Distribution of waste land to the landless	-	Waste Land Distributed (i) Total (ii) SC (iii) ST (iv) Others	Targets not fixed */ not supplied by Administrative Ministry	-	-d
5	Minimum Wages Enforcement (including Farm Labour)	-	(a) <i>Agriculture and Farm workers</i> (i) Inspections made (ii) Irregularities detected (iii) Irregularities rectified (iv) Claims filed (v) claims settled (vi) Prosecution cases pending (vii) Prosecution cases filed (viii) Prosecution cases decided (b) <i>others</i>	Targets not fixed */ not supplied by Administrative Ministry	-	Ministry of Labour & Employment

Item No.	Name of the item	Parameter	Parameters/ indicators	Whether State-wise targets fixed by the concerned Administrative Ministries	Whether targets have been received	Nodal Ministry
6	Food Security: (i) Targeted Public Distribution System (AAY+APL+BPL) (ii) Antyodaya Anna Yojana (AAY) (iii) Below Poverty Line (BPL)	3	Allocation of Food Grains to States/UTs	Targets fixed & received from Administrative Ministry	Yes	Ministry of Consumer Affairs, Food & Public Distribution
		4	Allocation of Food Grains to States/UTs	-do-	Yes	-do-
		5	Allocation of Food Grains to States/UTs	-do-	Yes	-do-
7	Rural Housing - Indira Awaas Yojana (IAY)	6	Houses Constructed	Targets fixed & received from Administrative Ministry	Yes	Ministry of Rural Development
8	EWS/LIG Houses in Urban Areas	7	Houses Constructed	Targets fixed & received from Administrative Ministry	Yes	M/o Housing and Urban Poverty Alleviation
9	Rural Areas - <i>National Rural Drinking Water Programme</i> -(NRDWP)	8	(i) Coverage of Habitations (Partially Covered & Slipped back)- (NRDWP)	Targets fixed & received from Administrative Ministry	Yes	Ministry of Drinking Water and Sanitation
		9	(ii) Coverage of water quality affected habitations – (NRDWP)	Targets fixed & received from Administrative Ministry	Yes	-do-
10.	Sanitation Programme in Rural Areas	-	Individual Household latrines constructed	Targets not fixed */ not supplied by Administrative Ministry	-	Ministry of Drinking Water and Sanitation
11.	Institutional Delivery	-	Delivery in Institutions	Targets not fixed */ not supplied by Administrative Ministry	-	Ministry of Health & Family Welfare
12.	SC Families Assisted	10	SC Families Assisted	Targets received from Administrative Ministry & yet to be finalized. **	Yes	M/o Social Justice and Empowerment
13.	Universalisation of ICDS Scheme	11	ICDS Blocks Operational (Cumulative)	Targets fixed & received from Administrative Ministry	Yes	Ministry of Women and Child Development

** The matter yet to be finalized.

Item No.	Name of the item	Parameter	Parameters/ indicators	Whether State-wise targets fixed by the concerned Administrative Ministries	Whether targets have been received	Nodal Ministry
14.	Functional Anganwadis	12	Anganwadis Functional (cumulative)	Targets fixed & received from Administrative Ministry	Yes	Ministry of Women and Child Development
15.	Number of Urban poor families assisted under seven point charter viz. land tenure, housing at affordable cost, water, sanitation, health, education, and social security.	13	Poor Families Assisted	Targets fixed & received from Administrative Ministry	Yes	M/o Housing and Urban Poverty Alleviation
16	Afforestation: (a) Area Covered under Plantation on - Public and Forest Lands (b) Number of Seedlings planted on -Public and Forest Lands	14	(a) Area Covered under Plantation on - Public and Forest Lands	Targets fixed & received from Administrative Ministry	Yes	Ministry of Environment and Forest
		15	(b)Number of Seedlings	Targets fixed & received from Administrative Ministry	Yes	-do-
17.	Rural Roads – PMGSY	16	Length of Road Constructed	Targets fixed & received from Administrative Ministry	Yes	Ministry of Rural Development
18.	Rajiv Gandhi Grameen Vidyutikaran Yojana (RGGVY)	17	Villages electrified	Targets fixed & received from Administrative Ministry	Yes	Ministry of Power
19.	Energising Pump sets	18	Pumpsets Energised	Targets fixed & received from Administrative Ministry	Yes Targets of 12 States have been received so far	-do-
20	Supply of Electricity	19	Electricity demanded	Targets fixed & received from Administrative Ministry	Yes	-do-

** These items where Administrative Ministries have not fixed State-wise targets are not monitored for appraisal on monthly basis (only 19 parameters being monitored on monthly basis form the basis of State-wise appraisal) since these are monitored without fixing of targets with reference to actual achievements as these are demand driven based.*

Twenty Point Programme – 2006

Items/Parameters identified for appraisal

For the purpose of monthly appraisal, the performance of States under TPP-2006 is evaluated on the following 19 Parameters, contained in 15 Items and as per State/UT wise targets fixed by the Central Administrative Ministries.

Items	Para- meters	Description of Item
1	1	Total No. of Individual Swarozgaries Assisted under SGSY
2	2	SHGs to whom income generating activities provided under SGSY
3	-	Food Security:
	3	(i) Targeted Public Distribution System (TPDS) for AAY, APL & BPL,
	4	(ii) TPDS only for Antyodaya Anna Yojana (AAY)
	5	(iii) TPDS only for Below Poverty Line (BPL)
4	6	Rural Housing under Indira Awaas Yojana (IAY)
5	7	EWS/LIG Houses in Urban Areas
6	-	Rural Areas: National Rural Drinking Water Programme -(NRDWP)
	8	(i) Coverage of Habitations (Partially Covered & Slipped back)- (NRDWP)
	9	(ii) Coverage of Water Quality Affected Habitations – (NRDWP)
7	10	SC Family Assisted
8	11	Universalisation of ICDS Scheme
9	12	Functional Anganwadis
10.	13	Number of Urban poor families assisted under seven point charter viz. land tenure, housing at affordable cost, water, sanitation, health, education, and social security.
11	-	Afforestation:
	14	(i) Area Covered under Plantation on- Public and Forest Lands
	15	(ii) Number of Seedlings planted on- Public and Forest Lands
12	16	Rural Roads constructed under Prime Minister Grameen Sadak Yojana (PMGSY)
13	17	Village electrified under Rajiv Gandhi Grameen Vidyutikaran Yojana (RGGVY)
14	18	Energising Pump sets and
15	19	Supply of Electricity

List of items where the concerned schemes are yet to be operationalised

(i) ***Quick and inexpensive justice–Gram Nyayalayas and Nyaya Panchayats¹***: Ministry of Panchayati Raj is consulting Central Ministries and States/UT Governments regarding draft bill on Nyaya Panchayats.

(ii) ***Sports for all in Rural and Urban Areas²***: The scheme titled “Nagar Palika Yuva Krida Aur Khel Abhiyan” for the development of sports infrastructure in urban areas is yet to be approved.

1. when operationalise will be monitored under Point No. 2 *Jan Shakti (Power to People)* (Item 6)
2. when operationalise will be monitored under Point No 13 *Yuva Vikas (Youth Development)* (Item 47)

PART - I

TWENTY POINT PROGRAMME - 2006

OVERALL PERFORMANCE ANALYSIS

Twenty Point Programme-2006

Progress Report* –(April-December, 2011)

This monthly progress report of Twenty Point Programme-2006 consists of two parts: **Part-I** contains an analysis of the overall performance, whereas **Part-II** deals with item-wise performance.

2. The report is compiled on the basis of data received from the Central Nodal Ministries and State Governments/UT Administrations. The data is received either through web enabled software developed by National Informatics Centre (NIC) Cell in this Ministry or through Fax/e-mail/post. The processing of data has been done in association with NIC Cell.

3. The analysis for the period **April-December, 2011** shows that the performance under **thirteen items** has been **‘Very Good’** (90% or above the targets). These items are:

- (i) Individual Swarozgaries Assisted under SGSY
- (ii) Urban Poor Families Assisted under Seven Point Charter
- (iii) Pump sets Energised
- (iv) Seedlings Planted (Public and Forest Lands)
- (v) SC Families Assisted
- (vi) SHGs Provided Income Generating Activities under SGSY
- (vii) Road Constructed under Prime Minister Grameen Sadak Yojana (PMGSY)
- (viii) Area Covered under Plantation (Public and Forest Lands)
- (ix) *Food Security*: Targeted Public Distribution System (only for BPL)
- (x) Anganwadis Functional (Cum.)
- (xi) ICDS Blocks Operational (Cum.)
- (xii) *Food Security*: Targeted Public Distribution System (only for AAY) and
- (xiii) Supply of Electricity

4. Performance (between 80% to 90% **of targets**): The performance in respect of **two** items has been **“Good”**. The items are

- (i) *Food Security*: Targeted Public Distribution System for APL, BPL & AAY and
- (ii) Houses Constructed under Indira Awaas Yojana IAY

5. The performance of **four items** has been **‘Poor’** (below 80% of target). These items are:

- (i) Habitations covered (Partially covered & Slipped back)- NRDWP
- (ii) Coverage of water quality affected habitations – NRDWP
- (iii) Village Electrified – Rajiv Gandhi Grameen Vidyutikaran Yojana (RGGVY) and
- (iv) Houses constructed under EWS/LIG

6. Some of items under TPP-2006 namely “*Mahatma Gandhi National Rural Employment Guarantee Scheme (MGNREGS), Self help Groups formed under SGSY, Sanitation Programme in Rural Area and Institutional Delivery*” are demand driven and no targets are assigned by concerned nodal Ministries where as for items like “*Distribution of Wasteland to the landless*” & *Minimum Wages Enforcement (including Farm Labour)*, concerned administrative Ministries are not in position to provide State/UT-wise targets as such all these items are being monitored on monthly basis without any targets but not been considered for the purpose of appraisal. In order to monitor the performance of TPDS under *Food Security* in a more purpose full manner individual monitoring of one more parameters namely BPL have been added besides existing parameters namely TPDS and AAY for monitoring on monthly basis. *The nomenclature of Accelerated Rural Water Supply Programme-ARWSP has been changed to National Rural Drinking Water Programme—(NRDWP) covering two parameters viz. (i) Coverage of Habitations (Partially Covered & Slipped back and (ii) Coverage of water quality affected habitations—(NRDWP)*. The items where quarterly/ annual targets have been provided by the Ministries concerned, monthly targets have been worked out on prorata basis.

7. Information on MPR has not been received from the States/UT of Chattisgarh and West Bengal despite repeated telephonic reminders till finalization of this report. Therefore the performance of the States/UT for the month of December, 2011 has been reported as Nil in this MPR.

* Based on monthly monitored *19 Parameters*.

HIGHLIGHTS OF PERFORMANCE AT A GLANCE

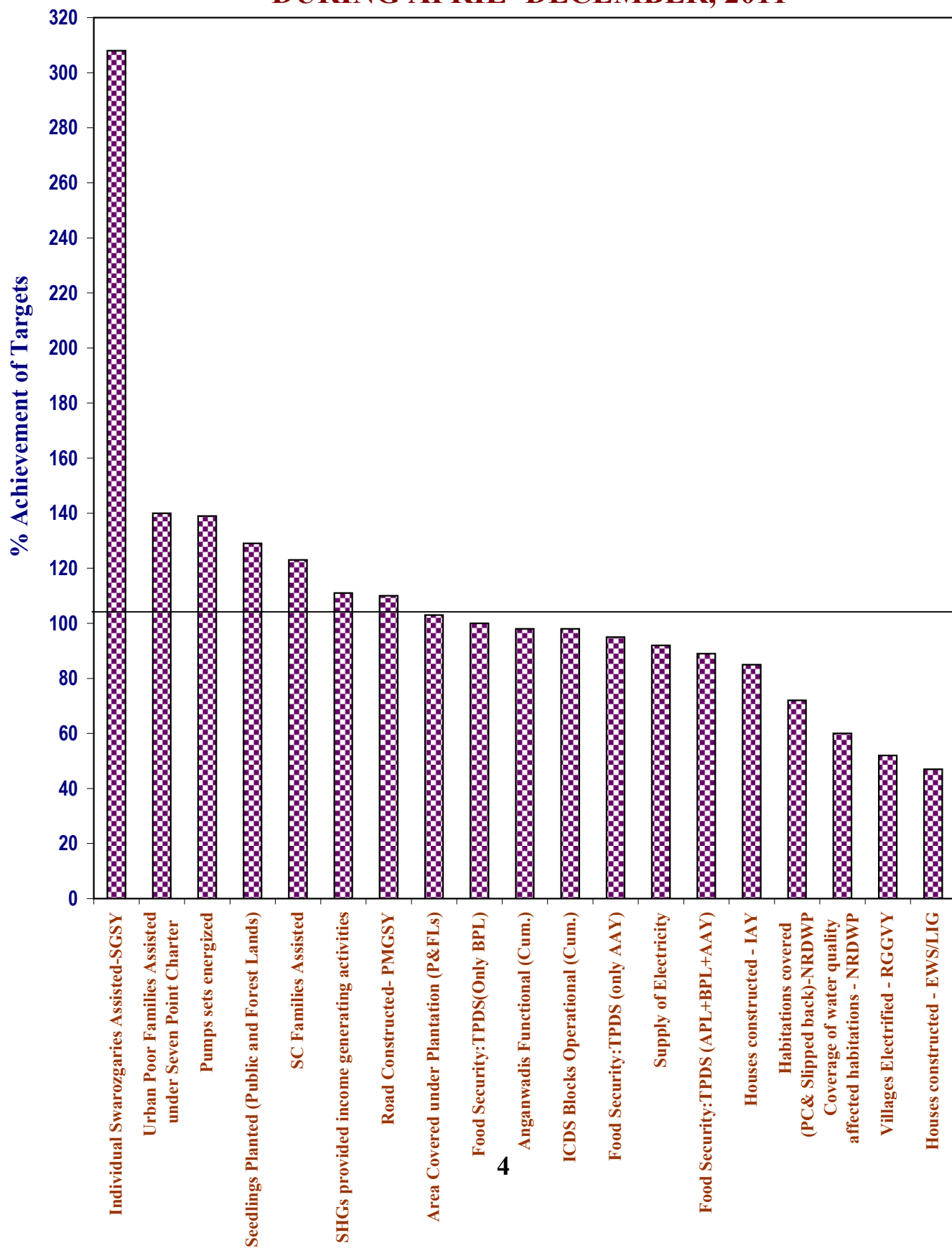
Sl. No.	Item	Achievement for April-December, 2011
1- Employment Generated under MGNREGS.		
	(i) No. of Job cards issued	46.69 lakh *
	(ii) Employment generated	141.16 crore mandays
	(iii) Wages given	Rs.16877.87 crore
2- Swaranjayanti Gram Swarozgar Yojana (SGSY)		
	No. of Individual Swarozgaries Assisted	2,06,129
3- Self help Groups		
	(i) No. of SHGs formed	2,39,043
	(ii) No. of SHGs to whom income generating activities provided under SGSY	1,35,923
4- Distribution of waste land to the landless		
	Land Distributed	2,909 hectare
5- Minimum Wages Enforcement (Including Farm Labour)		
	(i) No. of Inspections made	68,447
	(ii) No. of Irregularities detected	6444
	(iii) No. of Irregularities rectified	6628
	(iv) No. of Claims filed	5,273
	(v) No. of Claims settled	919
	(vi) No. of Prosecution cases Pending	7,142
	(vii) No. of Prosecution cases filed	45
	(viii) No. of Prosecution cases decided	107
6- Food Security: (i) TPDS (ii) AAY (iii) BPL		
	(i) Food Security: Targeted Public Distribution System (TPDS)	323.25 lakh tonnes
	(ii) Food Security: Antyodaya Anna Yojana (AAY)	73.15 lakh tonnes
	(iii) Food Security: Below Poverty Line (BPL)	131.13 lakh tonnes
7- Rural Housing-Indira Awaas Yojana		
	No. of Houses constructed	12,67,450
8- EWS/LIG Houses in Urban Areas		
	No. of Houses constructed	1,40,330

Contd.....

Sl. No.	Item	Achievement for April-December, 2011
9-	Rural Areas. - National Rural Drinking Water Programme-(NRDWP)	
	(i) Coverage of Habitations (Partially covered & Slipped back)- (NRDWP)	49,502
	(ii) Coverage of Water Quality Affected Habitations – (NRDWP)	10,804
10-	Sanitation Programme in Rural Areas	
	No. of Individual household latrines constructed	57.56 lakh
11-	Institutional Delivery	
	No. of Deliveries in Institutions	116.33 lakh
12-	SC Families Assisted	
	No. of SC Families Assisted	44.07 lakh
13-	Universalisation of ICDS Schemes	
	No. of ICDS Blocks Operational (Cum.)	6,773
14-	Functional Anganwadis	
	No. of Anganwadis Functional (Cum.)	12.81 lakh
15-	Number of Urban poor families assisted under seven point charter viz. land tenure, housing at affordable cost, water, sanitation, health, education, and social security.	
	No. of Poor Families Assisted	6,31,970
16-	Afforestation:	
	(i) Area Covered under Plantation (Public and Forest Lands)	13,50,121 hectares
	(ii) No. of Seedlings Planted (Public and Forest Lands)	109.53 Crore
17-	Rural Road- Prime Minister Grameen Sadak Yojana (PMGSY)	
	Length of Road Constructed	18,095 Kms
18-	Rajiv Gandhi Grameen Vidyutikaran Yojana (RGGVY)	
	No. of Villages Electrified	4,831
19-	Energized Pumps sets	
	No. of Pumps sets energized	3,52,002
20-	Supply of Electricity	
	Electricity supplied	6,28,538 million units (MU)

Note:- * Some of States are reporting cumulative performance since inception but now it has been reconciled with the performance figures supplied by M/o Rural Development to set performance targets during April-December, 2011.

ALL INDIA PERFORMANCE OF TARGET ORIENTED PARAMETERS DURING APRIL -DECEMBER, 2011



4

19 parametres are monitored for monthly performance

* Based on previous years targets as current year's target is under consideration

ACHIEVEMENT HIGHLIGHTS

PERFORMANCE OF TARGET ORIENTED PARAMETERS DURING APRIL-DECEMBER, 2011

The cumulative performance during April to December, 2011 has been "Very Good" for 13 items/parameters, "Good" for 2 items/ parameters, and "Poor" for 4 items/ parameters.

A. "Very Good" Performance (90% or above of targets)

<u>No.</u>	<u>Items</u>	<u>% Achievement</u>
1	Individual Swarozgaries Assisted - SGSY	308
2	Urban Poor Families Assisted under Seven Point Charter	140
3	Pumps sets energized	139
4	Seedlings Planted (Public and Forest Lands)	129
5	SC Families Assisted	123
6	SHGs provided income generating activities	111
7	Road Constructed- PMGSY	110
8	Area Covered under Plantation (Public and Forest Lands)	103
9	Food Security: Targeted Public Distribution System (Only BPL)	100
10	Anganwadis Functional (Cum.)	98
11	ICDS Blocks Operational (Cum.)	98
12	Food Security:Targeted Public Distribution System (only AAY)	95
13	Supply of Electricity	92

B. "Good" Performance (between 80% to 90%)

14	Food Security:Targeted Public Distribution System (APL+BPL+AAY)	89
15	Houses constructed - IAY	85

C. Areas of concern-where the performance is below 80%

16	Habitations covered (PC & Slipped back) - NRDWP	72
17	Coverage of water quality affected habitations - NRDWP	60
18	Villages Electrified - RGGVY	52
19	Houses constructed - EWS/LIG	47

Table - A

Targets for 2011-2012 & April to December, 2011 and achievements during the period April to December, 2011

ALL INDIA PERFORMANCE

			Targets	Achievements		% Achievements of Targets during April - December,2011
Sl. No.	Item Description	Units	2011-2012	April - December, 2011	April - December, 2011	
1	Individual Swarozgaries Assisted - SGSY	Number	1,02,972	66,930	2,06,129	308
2	SHGs provided income generating activities	Number	1,87,821	1,22,050	1,35,923	111
3	Food Security:Targeted Public Ditribution System(TPDS)	Tonnes	-	3,64,09,377	3,23,25,135	89
4	Food Security:Antodaya Anna Yojana(AAY)	Tonnes	-	76,81,904	73,14,887	95
5	Food Security:Targeted Public Ditribution System (Only BPL)	Tonnes	-	1,30,76,496	1,31,13,215	100
6	Houses constructed - IAY	Number	27,26,702	14,89,659	12,67,450	85
7	Houses constructed - EWS/LIG	Number	4,00,000	2,99,999	1,40,330	47
8	Habitations covered (Partially covered & Slipped back) - NRDWP	Number	1,15,379	69,199	49,502	72
9	Coverage of water quality affected habitations - NRDWP	Number	29,790	17,860	10,804	60
10	SC Families Assisted	Number	47,74,200	35,80,563	44,06,574	123
11	ICDS Blocks Operational (Cum.)	Number	6,900	6,900	6,773	98
12	Anganwadis Functional (Cum.)	Number	13,09,298	13,09,298	12,80,995	98
13	Urban Poor Families Assisted under Seven Point Charter	Number	6,00,000	4,50,000	6,31,970	140
14	Area Covered under Plantation (Public and Forest Lands)	Hectares	17,45,580	13,11,979	13,50,121	103
15	Seedlings Planted (Public and Forest Lands)	Number	1,12,56,28,063	84,60,44,322	1,09,52,52,047	129
16	Road Constructed- PMGSY	Kilometer	33,000	16,500	18,095	110
17	Villages Electrified - RGGVY	Number	14,471	9,279	4,831	52
18	Pumps sets energized	Number	3,38,331	2,53,741	3,52,002	139
19	Electricity supplied	Million Units	-	6,83,167	6,28,538	92

Table - B**STATE-WISE PERFORMANCE DURING APRIL-DECEMBER, 2011 (PERCENT ACHIEVEMENT)**

Sl. No.	Description	ALL INDIA	AP	ARP	AS	BI	CHHA.	DELHI	GOA
1	Individual Swarozgaries Assisted - SGSY	308	186	164	95	57	181	NA	45
2	SHGs provided income generating activities	111	152	1	89	58	59	NA	24
3	Food security-Targeted Public Distribution system (APL+BPL+AAY)	89	80	80	91	77	88	93	105
4	Food security-Targeted Public Distribution system (only AAY)	95	97	75	99	91	95	66	101
5	Food Security - Targeted Public Distribution System (Only BPL)	100	98	81	99	88	100	99	94
6	Houses constructed - IAY	85	143	26	102	62	71	NA	109
7	Houses constructed - EWS/LIG	47	81	95	0	41	24	1	NA
8	Habitations covered (Partially covered & Slipped back) - NRDWP	72	62	42	78	66	112	NA	NA
9	Coverage of water quality affected habitations - NRDWP	60	166	NA	79	46	28	NA	NA
10	SC Families Assisted	123	193	NA	52	516	2	36	44
11	ICDS Blocks Operational (Cum.)	98	100	97	100	100	82	119	100
12	Anganwadis Functional (Cum.)	98	99	99	97	94	91	122	100
13	Urban Poor Families Assisted under Seven Point Charter	140	878	0	28	0	0	0	NA
14	Area Covered under Plantation (Public and Forest Lands)	103	151	222	0	109	86	1,404	124
15	Seedlings Planted (Public and Forest Lands)	129	191	6	0	109	105	1,636	271
16	Road Constructed- PMGSY	110	89	261	140	76	86	NA	NA
17	Villages Electrified - RGGVY	52	NA	39	93	86	36	NA	NA
18	Pumps sets energized	139	201	NA	NA	9	82	NA	155
19	Supply of Electricity	92	94	91	94	78	97	100	99

NA - Not Applicable

Table - B(Contd.)

STATE-WISE PERFORMANCE DURING APRIL-DECEMBER, 2011 (PERCENT ACHIEVEMENT)

Sl. No.	Description	ALL INDIA	GUJ	HRY	HP	J&K	JHAR.	KAR	KER
1	Individual Swarozgaries Assisted - SGSY	308	693	80	367	1,196	232	804	225
2	SHGs provided income generating activities	111	190	72	121	32	205	72	80
3	Food security-Targeted Public Distribution system (APL+BPL+AAY)	89	63	86	99	100	76	95	103
4	Food security-Targeted Public Distribution system (only AAY)	95	98	97	100	101	97	99	103
5	Food Security - Targeted Public Distribution System (Only BPL)	100	93	110	98	101	93	98	104
6	Houses constructed - IAY	85	59	86	140	124	245	29	105
7	Houses constructed - EWS/LIG	47	35	294	NA	NA	236	150	2
8	Habitations covered (Partially covered & Slipped back) - NRDWP	72	103	83	118	29	11	73	31
9	Coverage of water quality affected habitations - NRDWP	60	40	114	NA	8	38	117	38
10	SC Families Assisted	123	140	82	102	9,693	105	106	114
11	ICDS Blocks Operational (Cum.)	98	100	102	100	100	100	100	100
12	Anganwadis Functional (Cum.)	98	100	108	100	104	100	100	100
13	Urban Poor Families Assisted under Seven Point Charter	140	142	49	NA	NA	74	81	51
14	Area Covered under Plantation (Public and Forest Lands)	103	89	317	147	32	142	87	56
15	Seedlings Planted (Public and Forest Lands)	129	293	397	127	17	114	122	154
16	Road Constructed- PMGSY	110	120	92	94	208	246	192	58
17	Villages Electrified - RGGVY	52	NA	NA	164	60	21	NA	NA
18	Pumps sets energized	139	85	115	203	NA	7	350	78
19	Supply of Electricity	92	100	96	99	77	98	90	98

NA - Not Applicable

Table - B(Contd.)

STATE-WISE PERFORMANCE DURING APRIL-DECEMBER, 2011 (PERCENT ACHIEVEMENT)

Sl. No.	Description	ALL INDIA	MP	MAH	MANI	MEGH	MIZ	NAGA	ORI
1	Individual Swarozgaries Assisted - SGSY	308	1,195	151	0	17	174	246	86
2	SHGs provided income generating activities	111	136	83	135	76	114	0	104
3	Food security-Targeted Public Distribution system (APL+BPL+AAY)	89	96	79	85	100	95	114	97
4	Food security-Targeted Public Distribution system (only AAY)	95	92	90	121	97	93	115	98
5	Food Security - Targeted Public Distribution System (Only BPL)	100	128	97	122	96	94	110	99
6	Houses constructed - IAY	85	70	80	122	49	162	195	85
7	Houses constructed - EWS/LIG	47	14	54	NA	0	0	0	4
8	Habitations covered (Partially covered & Slipped back) - NRDWP	72	107	73	68	69	40	190	183
9	Coverage of water quality affected habitations - NRDWP	60	75	80	0	50	NA	43	103
10	SC Families Assisted	123	51	157	0	NA	NA	NA	52
11	ICDS Blocks Operational (Cum.)	98	100	100	100	100	100	100	98
12	Anganwadis Functional (Cum.)	98	93	88	92	100	100	100	97
13	Urban Poor Families Assisted under Seven Point Charter	140	21	113	NA	4	0	0	9
14	Area Covered under Plantation (Public and Forest Lands)	103	67	83	240	361	116	28	79
15	Seedlings Planted (Public and Forest Lands)	129	67	98	249	359	39	41	57
16	Road Constructed- PMGSY	110	100	223	429	14	140	19	174
17	Villages Electrified - RGGVY	52	56	NA	17	34	75	75	42
18	Pumps sets energized	139	661	NA	NA	NA	NA	NA	259
19	Supply of Electricity	92	84	83	92	77	89	92	99

NA - Not Applicable

Table - B(Contd.)

STATE-WISE PERFORMANCE DURING APRIL-DECEMBER, 2011 (PERCENT ACHIEVEMENT)

Sl. No.	Description	ALL INDIA	PUDU	PUN	RAJ	SIK	TN	TRI	UTTA.
1	Individual Swarozgaries Assisted - SGSY	308	92	630	262	266	108	0	200
2	SHGs provided income generating activities	111	126	35	67	53	72	147	130
3	Food security-Targeted Public Distribution system (APL+BPL+AAY)	89	79	83	100	102	101	85	88
4	Food security-Targeted Public Distribution system (only AAY)	95	90	73	99	106	102	102	86
5	Food Security - Targeted Public Distribution System (Only BPL)	100	91	95	102	115	103	104	92
6	Houses constructed - IAY	85	3	105	59	211	10	46	91
7	Houses constructed - EWS/LIG	47	0	722	77	NA	11	41	0
8	Habitations covered (Partially covered & Slipped back) - NRDWP	72	NA	42	109	18	36	NA	67
9	Coverage of water quality affected habitations - NRDWP	60	NA	300	107	NA	26	26	NA
10	SC Families Assisted	123	51	64	115	93	100	43	106
11	ICDS Blocks Operational (Cum.)	98	100	100	100	100	100	100	100
12	Anganwadis Functional (Cum.)	98	100	100	99	100	100	100	90
13	Urban Poor Families Assisted under Seven Point Charter	140	710	108	67	NA	45	169	10
14	Area Covered under Plantation (Public and Forest Lands)	103	54	116	154	150	50	234	151
15	Seedlings Planted (Public and Forest Lands)	129	55	127	153	156	32	231	239
16	Road Constructed- PMGSY	110	NA	19	41	52	131	49	198
17	Villages Electrified - RGGVY	52	NA	NA	42	233	NA	92	NA
18	Pumps sets energized	139	83	32	63	NA	106	NA	352
19	Supply of Electricity	92	98	97	96	99	93	94	97

NA - Not Applicable

Table - B(Contd.)

STATE-WISE PERFORMANCE DURING APRIL-DECEMBER, 2011 (PERCENT ACHIEVEMENT)

Sl. No.	Description	ALL INDIA	UP	WB	A&N	CHND.	D&N	D&D	LAKSH
1	Individual Swarozgaries Assisted - SGSY	308	526	6	3,617	NA	1,233	100	4,500
2	SHGs provided income generating activities	111	89	317	570	NA	0	0	0
3	Food security-Targeted Public Distribution system (APL+BPL+AAY)	89	95	87	48	98	97	95	40
4	Food security-Targeted Public Distribution system (only AAY)	95	100	77	44	20	102	96	133
5	Food Security - Targeted Public Distribution System (Only BPL)	100	107	92	73	91	104	198	133
6	Houses constructed - IAY	85	81	132	40	NA	90	38	42
7	Houses constructed - EWS/LIG	47	7	21	NA	0	NA	NA	NA
8	Habitations covered (Partially covered & Slipped back) - NRDWP	72	74	129	NA	NA	NA	NA	NA
9	Coverage of water quality affected habitations - NRDWP	60	41	13	NA	NA	NA	NA	NA
10	SC Families Assisted	123	83	11	NA	80	NA	NA	NA
11	ICDS Blocks Operational (Cum.)	98	100	81	100	100	100	100	100
12	Anganwadis Functional (Cum.)	98	104	98	99	92	100	93	100
13	Urban Poor Families Assisted under Seven Point Charter	140	3	15	NA	0	NA	NA	NA
14	Area Covered under Plantation (Public and Forest Lands)	103	120	0	127	136	144	18	113
15	Seedlings Planted (Public and Forest Lands)	129	149	73	124	121	309	123	168
16	Road Constructed- PMGSY	110	28	109	NA	NA	NA	NA	NA
17	Villages Electrified - RGGVY	52	NA	NA	NA	NA	NA	NA	NA
18	Pumps sets energized	139	115	94	NA	NA	NA	0	NA
19	Supply of Electricity	92	89	99	78	100	99	90	100

NA - Not Applicable

Table - C

Items in which the States/UTs performance is Very Good (90% and above),
Good (80% to 90%) and Poor (below 80%) during the period
April to December, 2011

1. ANDHRA PRADESH

Very Good

Individual Swarozgaries Assisted - SGSY, SHGs provided income generating activities, Food Security:Antodaya Anna Yojana(AAY), Food Security:Targeted Public Distribution System (Only BPL), Houses constructed - IAY, Coverage of water quality affected habitations - NRDWP, SC Families Assisted, ICDS Blocks Operational (Cum.), Anganwadis Functional (Cum.), Urban Poor Families Assisted under Seven Point Charter, Area Covered under Plantation (Public and Forest Lands), Seedlings Planted (Public and Forest Lands), Pumps sets energized, Electricity supplied

Good

Food Security:Targeted Public Distribution System(TPDS), Houses constructed - EWS/LIG, Road Constructed- PMGSY

Poor

Habitations covered (Partially covered & Slipped back) - NRDWP

2. ARUNACHAL PRADESH

Very Good

Individual Swarozgaries Assisted - SGSY, Houses constructed - EWS/LIG, ICDS Blocks Operational (Cum.), Anganwadis Functional (Cum.), Area Covered under Plantation (Public and Forest Lands), Road Constructed- PMGSY, Electricity supplied

Good

Food Security:Targeted Public Distribution System(TPDS), Food Security:Targeted Public Distribution System (Only BPL)

Poor

SHGs provided income generating activities, Food Security:Antodaya Anna Yojana(AAY), Houses constructed - IAY, Habitations covered (Partially covered & Slipped back) - NRDWP, Urban Poor Families Assisted under Seven Point Charter, Seedlings Planted (Public and Forest Lands), Villages Electrified - RGGVY

3. ASSAM

Very Good

Individual Swarozgaries Assisted - SGSY, Food Security:Targeted Public Distribution System(TPDS), Food Security:Antodaya Anna Yojana(AAY), Food Security:Targeted Public Distribution System (Only BPL), Houses constructed - IAY, ICDS Blocks Operational (Cum.), Anganwadis Functional (Cum.), Road Constructed- PMGSY, Villages Electrified - RGGVY, Electricity supplied

Good

SHGs provided income generating activities

Poor

Houses constructed - EWS/LIG, Habitations covered (Partially covered & Slipped back) - NRDWP, Coverage of water quality affected habitations - NRDWP, SC Families Assisted, Urban Poor Families Assisted under Seven Point Charter, Area Covered under Plantation (Public and Forest Lands), Seedlings Planted (Public and Forest Lands)

4. BIHAR

Very Good

Food Security:Antodaya Anna Yojana(AAY), SC Families Assisted, ICDS Blocks Operational (Cum.), Anganwadis Functional (Cum.), Area Covered under Plantation (Public and Forest Lands), Seedlings Planted (Public and Forest Lands)

Good

Food Security:Targeted Public Distribution System (Only BPL), Villages Electrified - RGGVY

Poor

Individual Swarozgaries Assisted - SGSY, SHGs provided income generating activities, Food Security:Targeted Public Distribution System(TPDS), Houses constructed - IAY, Houses constructed - EWS/LIG, Habitations covered (Partially covered & Slipped back) - NRDWP, Coverage of water quality affected habitations - NRDWP, Urban Poor Families Assisted under Seven Point Charter, Road Constructed- PMGSY, Pumps sets energized, Electricity supplied

Table - C (Contd..)

5. CHHATISGARH

Very Good

Individual Swarozgaries Assisted - SGSY, Food Security:Antodaya Anna Yojana(AAY), Food Security:Targeted Public Distribution System (Only BPL), Habitations covered (Partially covered & Slipped back) - NRDWP, Anganwadis Functional (Cum.), Seedlings Planted (Public and Forest Lands), Electricity supplied

Good

Food Security:Targeted Public Distribution System(TPDS), ICDS Blocks Operational (Cum.), Area Covered under Plantation (Public and Forest Lands), Road Constructed- PMGSY, Pumps sets energized

Poor

SHGs provided income generating activities, Houses constructed - IAY, Houses constructed - EWS/LIG, Coverage of water quality affected habitations - NRDWP, SC Families Assisted, Urban Poor Families Assisted under Seven Point Charter, Villages Electrified - RGGVY

6. DELHI

Very Good

Food Security:Targeted Public Distribution System(TPDS), Food Security:Targeted Public Distribution System (Only BPL), ICDS Blocks Operational (Cum.), Anganwadis Functional (Cum.), Area Covered under Plantation (Public and Forest Lands), Seedlings Planted (Public and Forest Lands), Electricity supplied

Poor

Food Security:Antodaya Anna Yojana(AAY), Houses constructed - EWS/LIG, SC Families Assisted, Urban Poor Families Assisted under Seven Point Charter

7. GOA

Very Good

Food Security:Targeted Public Distribution System(TPDS), Food Security:Antodaya Anna Yojana(AAY), Food Security:Targeted Public Distribution System (Only BPL), Houses constructed - IAY, ICDS Blocks Operational (Cum.), Anganwadis Functional (Cum.), Area Covered under Plantation (Public and Forest Lands), Seedlings Planted (Public and Forest Lands), Pumps sets energized, Electricity supplied

Poor

Individual Swarozgaries Assisted - SGSY, SHGs provided income generating activities, SC Families Assisted

8. GUJARAT

Very Good

Individual Swarozgaries Assisted - SGSY, SHGs provided income generating activities, Food Security:Antodaya Anna Yojana(AAY), Food Security:Targeted Public Distribution System (Only BPL), Habitations covered (Partially covered & Slipped back) - NRDWP, SC Families Assisted, ICDS Blocks Operational (Cum.), Anganwadis Functional (Cum.), Urban Poor Families Assisted under Seven Point Charter, Seedlings Planted (Public and Forest Lands), Road Constructed- PMGSY, Electricity supplied

Good

Area Covered under Plantation (Public and Forest Lands), Pumps sets energized

Poor

Food Security:Targeted Public Distribution System(TPDS), Houses constructed - IAY, Houses constructed - EWS/LIG, Coverage of water quality affected habitations - NRDWP

Table - C (Contd..)

9. HARYANA

Very Good

Food Security:Antodaya Anna Yojana(AAY), Food Security:Targeted Public Distribution System (Only BPL), Houses constructed - EWS/LIG, Coverage of water quality affected habitations - NRDWP, ICDS Blocks Operational (Cum.), Anganwadis Functional (Cum.), Area Covered under Plantation (Public and Forest Lands), Seedlings Planted (Public and Forest Lands), Road Constructed- PMGSY, Pumps sets energized, Electricity supplied

Good

Individual Swarozgaries Assisted - SGSY, Food Security:Targeted Public Distribution System(TPDS), Houses constructed - IAY, Habitations covered (Partially covered & Slipped back) - NRDWP, SC Families Assisted

Poor

SHGs provided income generating activities, Urban Poor Families Assisted under Seven Point Charter

10. HIMACHAL PRADESH

Very Good

Individual Swarozgaries Assisted - SGSY, SHGs provided income generating activities, Food Security:Targeted Public Distribution System(TPDS), Food Security:Antodaya Anna Yojana(AAY), Food Security:Targeted Public Distribution System (Only BPL), Houses constructed - IAY, Habitations covered (Partially covered & Slipped back) - NRDWP, SC Families Assisted, ICDS Blocks Operational (Cum.), Anganwadis Functional (Cum.), Area Covered under Plantation (Public and Forest Lands), Seedlings Planted (Public and Forest Lands), Road Constructed- PMGSY, Villages Electrified - RGGVY, Pumps sets energized, Electricity supplied

11. JAMMU AND KASHMIR

Very Good

Individual Swarozgaries Assisted - SGSY, Food Security:Targeted Public Distribution System(TPDS), Food Security:Antodaya Anna Yojana(AAY), Food Security:Targeted Public Distribution System (Only BPL), Houses constructed - IAY, SC Families Assisted, ICDS Blocks Operational (Cum.), Anganwadis Functional (Cum.), Road Constructed- PMGSY

Poor

SHGs provided income generating activities, Habitations covered (Partially covered & Slipped back) - NRDWP, Coverage of water quality affected habitations - NRDWP, Area Covered under Plantation (Public and Forest Lands), Seedlings Planted (Public and Forest Lands), Villages Electrified - RGGVY, Electricity supplied

12. JHARKHAND

Very Good

Individual Swarozgaries Assisted - SGSY, SHGs provided income generating activities, Food Security:Antodaya Anna Yojana(AAY), Food Security:Targeted Public Distribution System (Only BPL), Houses constructed - IAY, Houses constructed - EWS/LIG, SC Families Assisted, ICDS Blocks Operational (Cum.), Anganwadis Functional (Cum.), Area Covered under Plantation (Public and Forest Lands), Seedlings Planted (Public and Forest Lands), Road Constructed- PMGSY, Electricity supplied

Poor

Food Security:Targeted Public Distribution System(TPDS), Habitations covered (Partially covered & Slipped back) - NRDWP, Coverage of water quality affected habitations - NRDWP, Urban Poor Families Assisted under Seven Point Charter, Villages Electrified - RGGVY, Pumps sets energized

Table - C (Contd..)

13. KARNATAKA

Very Good

Individual Swarozgaries Assisted - SGSY, Food Security:Targeted Public Distribution System(TPDS), Food Security:Antodaya Anna Yojana(AAY), Food Security:Targeted Public Distribution System (Only BPL), Houses constructed - EWS/LIG, Coverage of water quality affected habitations - NRDWP, SC Families Assisted, ICDS Blocks Operational (Cum.), Anganwadis Functional (Cum.), Seedlings Planted (Public and Forest Lands), Road Constructed- PMGSY, Pumps sets energized, Electricity supplied

Good

Urban Poor Families Assisted under Seven Point Charter, Area Covered under Plantation (Public and Forest Lands)

Poor

SHGs provided income generating activities, Houses constructed - IAY, Habitations covered (Partially covered & Slipped back) - NRDWP

14. KERALA

Very Good

Individual Swarozgaries Assisted - SGSY, Food Security:Targeted Public Distribution System(TPDS), Food Security:Antodaya Anna Yojana(AAY), Food Security:Targeted Public Distribution System (Only BPL), Houses constructed - IAY, SC Families Assisted, ICDS Blocks Operational (Cum.), Anganwadis Functional (Cum.), Seedlings Planted (Public and Forest Lands), Electricity supplied

Good

SHGs provided income generating activities

Poor

Houses constructed - EWS/LIG, Habitations covered (Partially covered & Slipped back) - NRDWP, Coverage of water quality affected habitations - NRDWP, Urban Poor Families Assisted under Seven Point Charter, Area Covered under Plantation (Public and Forest Lands), Road Constructed- PMGSY, Pumps sets energized

15. MADHYA PRADESH

Very Good

Individual Swarozgaries Assisted - SGSY, SHGs provided income generating activities, Food Security:Targeted Public Distribution System(TPDS), Food Security:Antodaya Anna Yojana(AAY), Food Security:Targeted Public Distribution System (Only BPL), Habitations covered (Partially covered & Slipped back) - NRDWP, ICDS Blocks Operational (Cum.), Anganwadis Functional (Cum.), Road Constructed- PMGSY, Pumps sets energized

Good

Electricity supplied

Poor

Houses constructed - IAY, Houses constructed - EWS/LIG, Coverage of water quality affected habitations - NRDWP, SC Families Assisted, Urban Poor Families Assisted under Seven Point Charter, Area Covered under Plantation (Public and Forest Lands), Seedlings Planted (Public and Forest Lands), Villages Electrified - RGGVY

16. MAHARASHTRA

Very Good

Individual Swarozgaries Assisted - SGSY, Food Security:Antodaya Anna Yojana(AAY), Food Security:Targeted Public Distribution System (Only BPL), SC Families Assisted, ICDS Blocks Operational (Cum.), Urban Poor Families Assisted under Seven Point Charter, Seedlings Planted (Public and Forest Lands), Road Constructed- PMGSY

Good

SHGs provided income generating activities, Houses constructed - IAY, Coverage of water quality affected habitations - NRDWP, Anganwadis Functional (Cum.), Area Covered under Plantation (Public and Forest Lands), Electricity supplied

Poor

Food Security:Targeted Public Distribution System(TPDS), Houses constructed - EWS/LIG, Habitations covered (Partially covered & Slipped back) - NRDWP

Table - C (Contd..)

17. MANIPUR

Very Good

SHGs provided income generating activities, Food Security:Antodaya Anna Yojana(AAY), Food Security:Targeted Public Distribution System (Only BPL), Houses constructed - IAY, ICDS Blocks Operational (Cum.), Anganwadis Functional (Cum.), Area Covered under Plantation (Public and Forest Lands), Seedlings Planted (Public and Forest Lands), Road Constructed- PMGSY, Electricity supplied

Good

Food Security:Targeted Public Distribution System(TPDS)

Poor

Individual Swarozgaries Assisted - SGSY, Habitations covered (Partially covered & Slipped back) - NRDWP, Coverage of water quality affected habitations - NRDWP, SC Families Assisted, Villages Electrified - RGGVY

18. MEGHALAYA

Very Good

Food Security:Targeted Public Distribution System(TPDS), Food Security:Antodaya Anna Yojana(AAY), Food Security:Targeted Public Distribution System (Only BPL), ICDS Blocks Operational (Cum.), Anganwadis Functional (Cum.), Area Covered under Plantation (Public and Forest Lands), Seedlings Planted (Public and Forest Lands)

Poor

Individual Swarozgaries Assisted - SGSY, SHGs provided income generating activities, Houses constructed - IAY, Houses constructed - EWS/LIG, Habitations covered (Partially covered & Slipped back) - NRDWP, Coverage of water quality affected habitations - NRDWP, Urban Poor Families Assisted under Seven Point Charter, Road Constructed- PMGSY, Villages Electrified - RGGVY, Electricity supplied

19. MIZORAM

Very Good

Individual Swarozgaries Assisted - SGSY, SHGs provided income generating activities, Food Security:Targeted Public Distribution System(TPDS), Food Security:Antodaya Anna Yojana(AAY), Food Security:Targeted Public Distribution System (Only BPL), Houses constructed - IAY, ICDS Blocks Operational (Cum.), Anganwadis Functional (Cum.), Area Covered under Plantation (Public and Forest Lands), Road Constructed- PMGSY

Good

Electricity supplied

Poor

Houses constructed - EWS/LIG, Habitations covered (Partially covered & Slipped back) - NRDWP, Urban Poor Families Assisted under Seven Point Charter, Seedlings Planted (Public and Forest Lands), Villages Electrified - RGGVY

20. NAGALAND

Very Good

Individual Swarozgaries Assisted - SGSY, Food Security:Targeted Public Distribution System(TPDS), Food Security:Antodaya Anna Yojana(AAY), Food Security:Targeted Public Distribution System (Only BPL), Houses constructed - IAY, Habitations covered (Partially covered & Slipped back) - NRDWP, ICDS Blocks Operational (Cum.), Anganwadis Functional (Cum.), Electricity supplied

Poor

SHGs provided income generating activities, Houses constructed - EWS/LIG, Coverage of water quality affected habitations - NRDWP, Urban Poor Families Assisted under Seven Point Charter, Area Covered under Plantation (Public and Forest Lands), Seedlings Planted (Public and Forest Lands), Road Constructed- PMGSY, Villages Electrified - RGGVY

Table - C (Contd..)

21. ORISSA

Very Good

SHGs provided income generating activities, Food Security:Targeted Public Distribution System(TPDS), Food Security:Antodaya Anna Yojana(AAY), Food Security:Targeted Public Distribution System (Only BPL), Habitations covered (Partially covered & Slipped back) - NRDWP, Coverage of water quality affected habitations - NRDWP, ICDS Blocks Operational (Cum.), Anganwadis Functional (Cum.), Road Constructed- PMGSY, Pumps sets energized, Electricity supplied

Good

Individual Swarozgaries Assisted - SGSY, Houses constructed - IAY

Poor

Houses constructed - EWS/LIG, SC Families Assisted, Urban Poor Families Assisted under Seven Point Charter, Area Covered under Plantation (Public and Forest Lands), Seedlings Planted (Public and Forest Lands), Villages Electrified - RGGVY

22. PUDUCHERRY

Very Good

Individual Swarozgaries Assisted - SGSY, SHGs provided income generating activities, Food Security:Antodaya Anna Yojana(AAY), Food Security:Targeted Public Distribution System (Only BPL), ICDS Blocks Operational (Cum.), Anganwadis Functional (Cum.), Urban Poor Families Assisted under Seven Point Charter, Electricity supplied

Good

Pumps sets energized

Poor

Food Security:Targeted Public Distribution System(TPDS), Houses constructed - IAY, Houses constructed - EWS/LIG, SC Families Assisted, Area Covered under Plantation (Public and Forest Lands), Seedlings Planted (Public and Forest Lands)

23. PUNJAB

Very Good

Individual Swarozgaries Assisted - SGSY, Food Security:Targeted Public Distribution System (Only BPL), Houses constructed - IAY, Houses constructed - EWS/LIG, Coverage of water quality affected habitations - NRDWP, ICDS Blocks Operational (Cum.), Anganwadis Functional (Cum.), Urban Poor Families Assisted under Seven Point Charter, Area Covered under Plantation (Public and Forest Lands), Seedlings Planted (Public and Forest Lands), Electricity supplied

Good

Food Security:Targeted Public Distribution System(TPDS)

Poor

SHGs provided income generating activities, Food Security:Antodaya Anna Yojana(AAY), Habitations covered (Partially covered & Slipped back) - NRDWP, SC Families Assisted, Road Constructed- PMGSY, Pumps sets energized

24. RAJASTHAN

Very Good

Individual Swarozgaries Assisted - SGSY, Food Security:Targeted Public Distribution System(TPDS), Food Security:Antodaya Anna Yojana(AAY), Food Security:Targeted Public Distribution System (Only BPL), Habitations covered (Partially covered & Slipped back) - NRDWP, Coverage of water quality affected habitations - NRDWP, SC Families Assisted, ICDS Blocks Operational (Cum.), Anganwadis Functional (Cum.), Area Covered under Plantation (Public and Forest Lands), Seedlings Planted (Public and Forest Lands), Electricity supplied

Poor

SHGs provided income generating activities, Houses constructed - IAY, Houses constructed - EWS/LIG, Urban Poor Families Assisted under Seven Point Charter, Road Constructed- PMGSY, Villages Electrified - RGGVY, Pumps sets energized

Table - C (Contd..)

25. SIKKIM

Very Good

Individual Swarozgaries Assisted - SGSY, Food Security:Targeted Public Distribution System(TPDS), Food Security:Antodaya Anna Yojana(AAY), Food Security:Targeted Public Distribution System (Only BPL), Houses constructed - IAY, SC Families Assisted, ICDS Blocks Operational (Cum.), Anganwadis Functional (Cum.), Area Covered under Plantation (Public and Forest Lands), Seedlings Planted (Public and Forest Lands), Villages Electrified - RGGVY, Electricity supplied

Poor

SHGs provided income generating activities, Habitations covered (Partially covered & Slipped back) - NRDWP, Road Constructed- PMGSY

26. TAMIL NADU

Very Good

Individual Swarozgaries Assisted - SGSY, Food Security:Targeted Public Distribution System(TPDS), Food Security:Antodaya Anna Yojana(AAY), Food Security:Targeted Public Distribution System (Only BPL), SC Families Assisted, ICDS Blocks Operational (Cum.), Anganwadis Functional (Cum.), Road Constructed- PMGSY, Pumps sets energized, Electricity supplied

Poor

SHGs provided income generating activities, Houses constructed - IAY, Houses constructed - EWS/LIG, Habitations covered (Partially covered & Slipped back) - NRDWP, Coverage of water quality affected habitations - NRDWP, Urban Poor Families Assisted under Seven Point Charter, Area Covered under Plantation (Public and Forest Lands), Seedlings Planted (Public and Forest Lands)

27. TRIPURA

Very Good

SHGs provided income generating activities, Food Security:Antodaya Anna Yojana(AAY), Food Security:Targeted Public Distribution System (Only BPL), ICDS Blocks Operational (Cum.), Anganwadis Functional (Cum.), Urban Poor Families Assisted under Seven Point Charter, Area Covered under Plantation (Public and Forest Lands), Seedlings Planted (Public and Forest Lands), Villages Electrified - RGGVY, Electricity supplied

Good

Food Security:Targeted Public Distribution System(TPDS)

Poor

Individual Swarozgaries Assisted - SGSY, Houses constructed - IAY, Houses constructed - EWS/LIG, Coverage of water quality affected habitations - NRDWP, SC Families Assisted, Road Constructed- PMGSY

28. UTTARAKHAND

Very Good

Individual Swarozgaries Assisted - SGSY, SHGs provided income generating activities, Food Security:Targeted Public Distribution System (Only BPL), Houses constructed - IAY, SC Families Assisted, ICDS Blocks Operational (Cum.), Anganwadis Functional (Cum.), Area Covered under Plantation (Public and Forest Lands), Seedlings Planted (Public and Forest Lands), Road Constructed- PMGSY, Pumps sets energized, Electricity supplied

Good

Food Security:Targeted Public Distribution System(TPDS), Food Security:Antodaya Anna Yojana(AAY)

Poor

Houses constructed - EWS/LIG, Habitations covered (Partially covered & Slipped back) - NRDWP, Urban Poor Families Assisted under Seven Point Charter

Table - C (Contd..)

29. UTTAR PRADESH

Very Good

Individual Swarozgaries Assisted - SGSY, Food Security:Targeted Public Distribution System(TPDS), Food Security:Antodaya Anna Yojana(AAY), Food Security:Targeted Public Distribution System (Only BPL), ICDS Blocks Operational (Cum.), Anganwadis Functional (Cum.), Area Covered under Plantation (Public and Forest Lands), Seedlings Planted (Public and Forest Lands), Pumps sets energized

Good

SHGs provided income generating activities, Houses constructed - IAY, SC Families Assisted, Electricity supplied

Poor

Houses constructed - EWS/LIG, Habitations covered (Partially covered & Slipped back) - NRDWP, Coverage of water quality affected habitations - NRDWP, Urban Poor Families Assisted under Seven Point Charter, Road Constructed- PMGSY

30. WEST BENGAL

Very Good

SHGs provided income generating activities, Food Security:Targeted Public Distribution System (Only BPL), Houses constructed - IAY, Habitations covered (Partially covered & Slipped back) - NRDWP, Anganwadis Functional (Cum.), Road Constructed- PMGSY, Pumps sets energized, Electricity supplied

Good

Food Security:Targeted Public Distribution System(TPDS), ICDS Blocks Operational (Cum.)

Poor

Individual Swarozgaries Assisted - SGSY, Food Security:Antodaya Anna Yojana(AAY), Houses constructed - EWS/LIG, Coverage of water quality affected habitations - NRDWP, SC Families Assisted, Urban Poor Families Assisted under Seven Point Charter, Area Covered under Plantation (Public and Forest Lands), Seedlings Planted (Public and Forest Lands)

31. ANDAMAN AND NICOBAR ISLANDS

Very Good

Individual Swarozgaries Assisted - SGSY, SHGs provided income generating activities, ICDS Blocks Operational (Cum.), Anganwadis Functional (Cum.), Area Covered under Plantation (Public and Forest Lands), Seedlings Planted (Public and Forest Lands)

Poor

Food Security:Targeted Public Distribution System(TPDS), Food Security:Antodaya Anna Yojana(AAY), Food Security:Targeted Public Distribution System (Only BPL), Houses constructed - IAY, Electricity supplied

32. CHANDIGARH

Very Good

Food Security:Targeted Public Distribution System(TPDS), Food Security:Targeted Public Distribution System (Only BPL), ICDS Blocks Operational (Cum.), Anganwadis Functional (Cum.), Area Covered under Plantation (Public and Forest Lands), Seedlings Planted (Public and Forest Lands), Electricity supplied

Good

SC Families Assisted

Poor

Food Security:Antodaya Anna Yojana(AAY), Houses constructed - EWS/LIG, Urban Poor Families Assisted under Seven Point Charter

Table - C (Contd..)
33. DADRA AND NAGAR HAVELI

Very Good

Individual Swarozgaries Assisted - SGSY, Food Security:Targeted Public Distribution System(TPDS), Food Security:Antodaya Anna Yojana(AAY), Food Security:Targeted Public Distribution System (Only BPL), Houses constructed - IAY, ICDS Blocks Operational (Cum.), Anganwadis Functional (Cum.), Area Covered under Plantation (Public and Forest Lands), Seedlings Planted (Public and Forest Lands), Electricity supplied

Poor

SHGs provided income generating activities

34. DAMAN AND DIU

Very Good

Individual Swarozgaries Assisted - SGSY, Food Security:Targeted Public Distribution System(TPDS), Food Security:Antodaya Anna Yojana(AAY), Food Security:Targeted Public Distribution System (Only BPL), ICDS Blocks Operational (Cum.), Anganwadis Functional (Cum.), Seedlings Planted (Public and Forest Lands), Electricity supplied

Poor

SHGs provided income generating activities, Houses constructed - IAY, Area Covered under Plantation (Public and Forest Lands), Pumps sets energized

35. LAKSHADWEEP

Very Good

Individual Swarozgaries Assisted - SGSY, Food Security:Antodaya Anna Yojana(AAY), Food Security:Targeted Public Distribution System (Only BPL), ICDS Blocks Operational (Cum.), Anganwadis Functional (Cum.), Area Covered under Plantation (Public and Forest Lands), Seedlings Planted (Public and Forest Lands), Electricity supplied

Poor

SHGs provided income generating activities, Food Security:Targeted Public Distribution System(TPDS), Houses constructed - IAY

PART - II

TWENTY POINT PROGRAMME - 2006

ITEM-WISE PERFORMANCE TABLES

Table - 1

Employment generation under the NREG Scheme

Sl. No.	State/UT Name	No. of job cards issued (Number) April,2011- December,2011	Employment generated (Number) April,2011- December,2011	Wages given (Rupees) April,2011- December,2011
		(3)	(4)	(5)
1	ANDHRA PRADESH	2,25,687	22,35,88,662	31,68,35,40,000
2	ARUNACHAL PRADESH	14139 *	0	0
3	ASSAM	1,00,983 *	1,90,31,000	2,50,59,13,000
4	BIHAR	1,80,301	5,24,45,000	5,68,25,41,000
5	CHHATISGARH	# 1,40,656	7,65,20,000	9,38,20,77,000
6	DELHI	0	0	0
7	GOA	4,661	2,41,923	3,79,05,000
8	GUJARAT	1,24,975	2,06,43,000	2,30,73,75,000
9	HARYANA	64996 *	59,64,000	1,08,86,82,000
10	HIMACHAL PRADESH	52065 *	1,53,20,000	1,93,59,65,000
11	JAMMU AND KASHMIR	1,25,662	1,77,84,000	2,34,55,59,000
12	JHARKHAND	66,406	3,87,94,947	4,71,39,05,080
13	KARNATAKA	1,70,638 *	2,33,66,000	7,55,43,68,000
14	KERALA	# 5,10,740	3,18,87,300	4,77,45,96,000
15	MADHYA PRADESH	# 1,86,192	8,41,78,000	9,12,32,35,000
16	MAHARASHTRA	5,61,342 *	2,67,64,809	4,48,36,16,000
17	MANIPUR	83840 *	1,79,90,000	2,27,27,01,000
18	MEGHALAYA	58979 *	90,33,000	1,02,70,45,000
19	MIZORAM	14427 *	98,33,137	1,26,84,74,774
20	NAGALAND	17989 *	2,22,39,000	2,58,71,82,000
21	ORISSA	94,355	2,88,70,000	3,64,39,43,000
22	PUDUCHERRY	1195 *	8,26,725	10,59,30,000
23	PUNJAB	# 39675	42,29,000	64,98,31,000
24	RAJASTHAN	# 91130	15,71,10,000	14,99,40,15,000
25	SIKKIM	2760 *	37,42,383	44,23,78,000
26	TAMIL NADU	2,98,042	21,60,48,000	19,04,12,72,000
27	TRIPURA	14236 *	1,68,33,832	1,98,63,16,000
28	UTTARAKHAND	26,357	1,40,83,800	1,69,00,68,000
29	UTTAR PRADESH	12,06,213	21,89,35,000	23,90,52,72,000
30	WEST BENGAL	1,87,422	5,45,83,000	7,41,86,91,000
31	ANDAMAN AND NICOBAR ISLANDS	2,028	6,45,483	10,77,08,000
32	CHANDIGARH	0	0	0
33	DADRA AND NAGAR HAVELI	556	12,064	17,21,475
34	DAMAN AND DIU	0	0	0
35	LAKSHADWEEP	671	1,00,511	1,68,28,000
Grand Total		46,69,318	1,41,16,43,576	1,68,77,86,53,329

*Note:- Some of States are reporting cumulative performance since inception but now it has been reconciled with the performance figures supplied by the M/o Rural Development to set performance targets during **April-December,2011**

Previous figure repeated due to wide variation reported by the state

Swaranjayanti Gram Swarojgar Yojana (SGSY)

Individual Swarozgaries Assisted

% Achievement of Target
During April-December, 2011

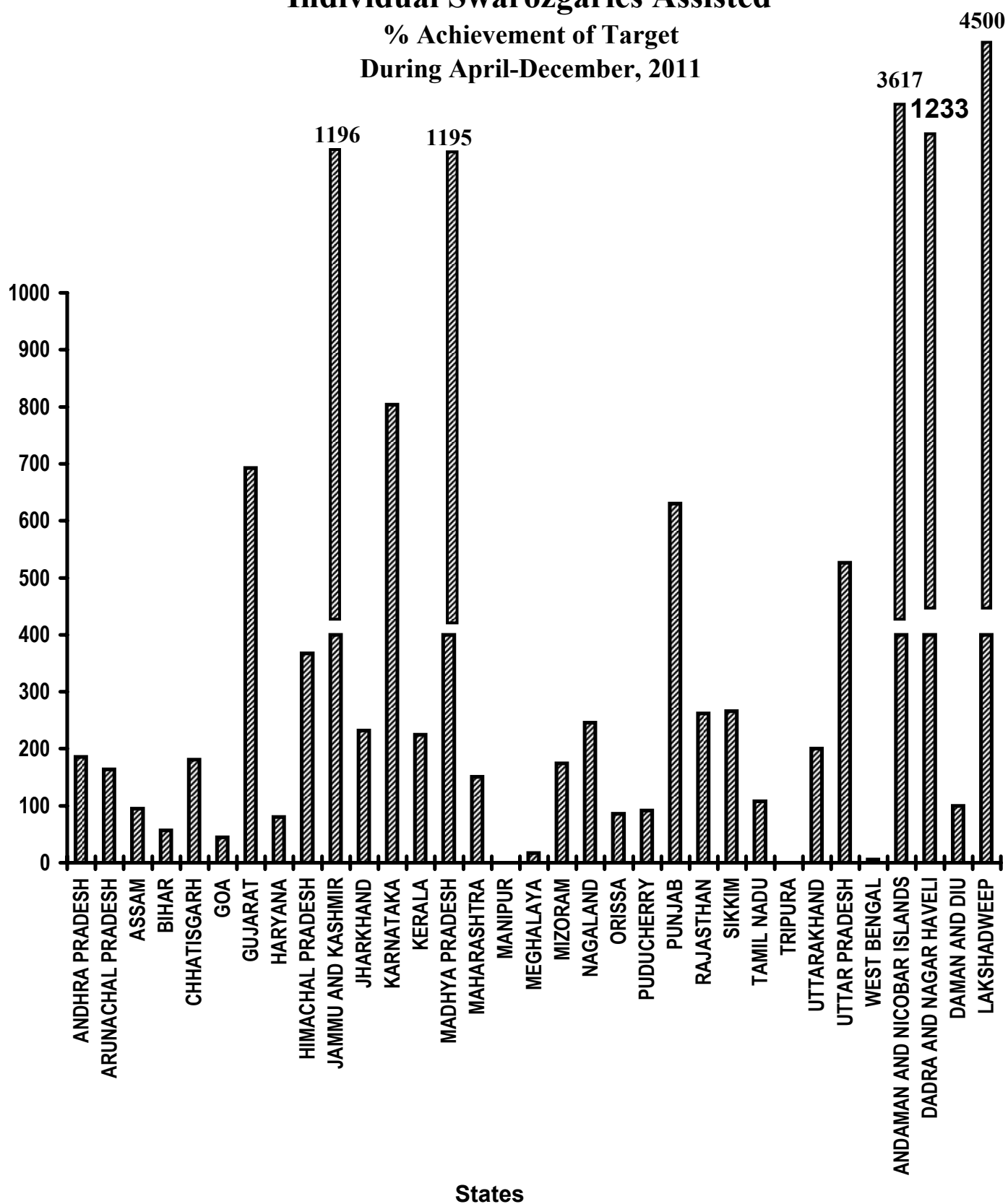


Table - 2(A)

Swaranjayanti Gram Swarozgar Yojana
Individual Swarozgaries Assisted
(Unit: Number)

		Target		Achievement	Percent Achievement
Sl. No.	State/UT Name	2011-2012	April,2011-December,2011	April,2011-December,2011	April,2011-December,2011
(1)	(2)	(3)	(4)	(5)	(5)/(4)
1	ANDHRA PRADESH	5,496	3,573	6,645	186
2	ARUNACHAL PRADESH	271	176	288 *	164
3	ASSAM	7,038	4,575	4,324	95
4	BIHAR	13,075	8,500	4,839	57
5	CHHATISGARH	2,905	1,888	3,424	181
6	GOA	82	53	24	45
7	GUJARAT	2,069	1,343	9,301	693
8	HARYANA	1,217	791	631	80
9	HIMACHAL PRADESH	513	333	1,221	367
10	JAMMU AND KASHMIR	634	411	4,917	1,196
11	JHARKHAND	4,930	3,205	7,430	232
12	KARNATAKA	4,151	2,698	# 21685	804
13	KERALA	1,862	1,209	2,720	225
14	MADHYA PRADESH	6,222	4,044	# 48342	1,195
15	MAHARASHTRA	8,205	5,334	8,034	151
16	MANIPUR	472	305	0	0
17	MEGHALAYA	529	343	60	17
18	MIZORAM	122	80	139 *	174
19	NAGALAND	363	236	581	246
20	ORISSA	6,287	4,088	3,505	86
21	PUDUCHERRY	99	65	60	92
22	PUNJAB	592	385	2,424	630
23	RAJASTHAN	3,152	2,048	5,369	262
24	SIKKIM	136	89	237	266
25	TAMIL NADU	4,860	3,159	3,420	108
26	TRIPURA	852	553	0	0
27	UTTARAKHAND	991	644	1,291	200
28	UTTAR PRADESH	18,824	12,236	64,381	526
29	WEST BENGAL	6,987	4,542	270 *	6
30	ANDAMAN AND NICOBAR ISLANDS	9	6	217	3,617
31	DADRA AND NAGAR HAVELI	9	6	74	1,233
32	DAMAN AND DIU	9	6	6	100
33	LAKSHADWEEP	9	6	270	4,500
Grand Total		1,02,972	66,930	2,06,129	308

Very Good:(90% or above of targets)

ANDHRA PRADESH, ARUNACHAL PRADESH, ASSAM, CHHATISGARH, GUJARAT, HIMACHAL PRADESH, JAMMU AND KASHMIR, JHARKHAND, KARNATAKA, KERALA, MADHYA PRADESH, MAHARASHTRA, MIZORAM, NAGALAND, PUDUCHERRY, PUNJAB, RAJASTHAN, SIKKIM, TAMIL NADU, UTTARAKHAND, UTTAR PRADESH, ANDAMAN AND NICOBAR ISLANDS, DADRA AND NAGAR HAVELI, DAMAN AND DIU, LAKSHADWEEP

Good:(Between 80% to 90% targets)

HARYANA, ORISSA

Poor:(Below 80% of targets)

BIHAR, GOA, MANIPUR, MEGHALAYA, TRIPURA, WEST BENGAL

* Figures furnished by M/o Rural Development

Previous month's figure repeated due to wide variation

Table - 2(B)
Swaranjayanti Gram Swarozgar Yojana

Sl. No.	State/UT Name	Individual SC Swarozgaries Assisted (Number) April,2011- December,2011	Individual ST Swarozgaries Assisted (Number) April,2011- December,2011	Individual Women Swarozgaries Assisted (Number) April,2011- December,2011	Individual Disabled Swarozgaries Assisted (Number) April,2011- December,2011
		(3)	(4)	(5)	(6)
1	ANDHRA PRADESH	2,786	756	6,338	350
2	ARUNACHAL PRADESH	0	0	0	0
3	ASSAM	631	784	1,538	212
4	BIHAR	2,126	29	1,089	168
5	CHHATISGARH	483	1,478	325	56
6	GOA	5	7	11	1
7	GUJARAT	3,646	3,646	2,242	71
8	HARYANA	261	0	274	44
9	HIMACHAL PRADESH	508	163	259	23
10	JAMMU AND KASHMIR	538	449	951	69
11	JHARKHAND	1,141	3,917	1,158	4
12	KARNATAKA	9,997	2,732	26,200	984
13	KERALA	2,131	211	1,467	309
14	MADHYA PRADESH	17,482	23,272	38,256	2,030
15	MAHARASHTRA	2,367	1,786	2,109	627
16	MANIPUR	0	0	0	0
17	MEGHALAYA	0	60	26	0
18	MIZORAM	0	71	39	4
19	NAGALAND	0	332	232	17
20	ORISSA	936	957	1,209	195
21	PUDUCHERRY	0	0	0	0
22	PUNJAB	1,784	0	566	20
23	RAJASTHAN	1,112	2,138	1,948	167
24	SIKKIM	75	573	779	26
25	TAMIL NADU	1,605	141	2,246	1,519
26	TRIPURA	0	0	0	0
27	UTTARAKHAND	1,145	60	205	8
28	UTTAR PRADESH	33,767	181	18,134	853
29	WEST BENGAL	22,341	4,693	57,747	100
30	ANDAMAN AND NICOBAR ISLANDS	0	25	40	2
31	DADRA AND NAGAR HAVELI	0	74	27	1
32	DAMAN AND DIU	0	0	0	0
33	LAKSHADWEEP	202	0	0	0
Grand Total		1,07,069	48,535	1,65,415	7,860

Table - 3(A)

Self Help Groups (SHG)
(Unit: Number)

Sl. No.		State/UT Name	Formed under SGSY (Number) April,2011- December,2011
(1)	(2)	(3)	
1	ANDHRA PRADESH	52,568	
2	ARUNACHAL PRADESH	0	
3	ASSAM	13,512	
4	BIHAR	10,580	
5	CHHATISGARH	2,391	
6	DELHI	0	
7	GOA	30	
8	GUJARAT	3,602	
9	HARYANA	1,601	
10	HIMACHAL PRADESH	639	
11	JAMMU AND KASHMIR	973	
12	JHARKHAND	14,306	
13	KARNATAKA	10,150	
14	KERALA	1,833	
15	MADHYA PRADESH	8,871	
16	MAHARASHTRA	7,820	
17	MANIPUR	245	
18	MEGHALAYA	406	
19	MIZORAM	81	
20	NAGALAND	391	
21	ORISSA	9,938	
22	PUDUCHERRY	135	
23	PUNJAB	627	
24	RAJASTHAN	1,846	
25	SIKKIM	83	
26	TAMIL NADU	16,958	
27	TRIPURA	1,488	
28	UTTARAKHAND	3,737	
29	UTTAR PRADESH	50,666	
30	WEST BENGAL	23,499	
31	ANDAMAN AND NICOBAR ISLANDS	67	
32	CHANDIGARH	0	
33	DADRA AND NAGAR HAVELI	0	
34	DAMAN AND DIU	0	
35	LAKSHADWEEP	0	
Grand Total		2,39,043	

Self Help Groups (SHG)

To whom income generating activities provided

% Achievement of Target
During April-December, 2011

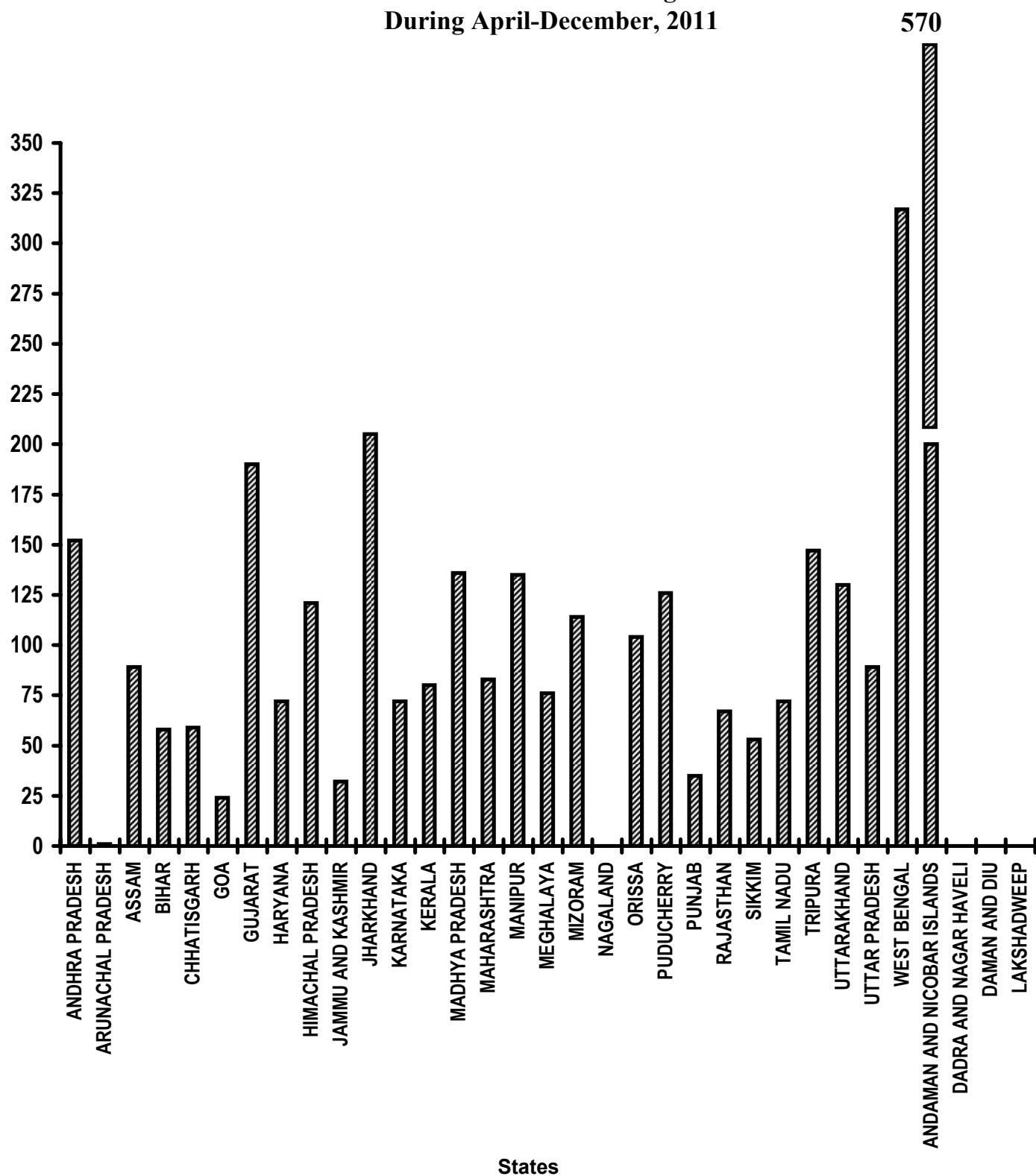


Table - 3(B)

Self Help Groups (SHG)
To whom income generating activities provided
(Unit: Number)

Sl. No.	State/UT Name	Target		Achievement April,2011-December,2011	Percent Achievement April,2011-December,2011
		2011-2012	April,2011-December,2011		
(1)	(2)	(3)	(4)	(5)	(5)/(4)
1	ANDHRA PRADESH	10,025	6,516	9,913	152
2	ARUNACHAL PRADESH	494	319	2 *	1
3	ASSAM	12,838	8,343	7,389	89
4	BIHAR	23,849	15,499	9,035	58
5	CHHATISGARH	5,298	3,442	2,044	59
6	GOA	155	101	24	24
7	GUJARAT	3,773	2,453	4,657	190
8	HARYANA	2,221	1,443	1,043	72
9	HIMACHAL PRADESH	935	608	738	121
10	JAMMU AND KASHMIR	1,157	751	238	32
11	JHARKHAND	8,992	5,843	11,996	205
12	KARNATAKA	7,571	4,921	3,553	72
13	KERALA	3,397	2,206	1,766	80
14	MADHYA PRADESH	11,349	7,375	9,996	136
15	MAHARASHTRA	14,965	9,727	8,030	83
16	MANIPUR	861	558	755	135
17	MEGHALAYA	964	624	476	76
18	MIZORAM	223	144	164 *	114
19	NAGALAND	661	429	0	0
20	ORISSA	11,467	7,451	7,722	104
21	PUDUCHERRY	180	117	147	126
22	PUNJAB	1,079	699	242	35
23	RAJASTHAN	5,749	3,734	2,516	67
24	SIKKIM	248	160	85	53
25	TAMIL NADU	8,865	5,762	4,167	72
26	TRIPURA	1,554	1,009	1488 *	147
27	UTTARAKHAND	1,808	1,176	1,532	130
28	UTTAR PRADESH	34,336	22,317	19,901	89
29	WEST BENGAL	12,743	8,283	26,247	317
30	ANDAMAN AND NICOBAR ISLANDS	16	10	57	570
31	DADRA AND NAGAR HAVELI	16	10	0	0
32	DAMAN AND DIU	16	10	0	0
33	LAKSHADWEEP	16	10	0	0
Grand Total		1,87,821	1,22,050	1,35,923	111

Very Good:(90% or above of targets)

ANDHRA PRADESH, GUJARAT, HIMACHAL PRADESH, JHARKHAND, MADHYA PRADESH, MANIPUR, MIZORAM, ORISSA, PUDUCHERRY, TRIPURA, UTTARAKHAND, WEST BENGAL, ANDAMAN AND NICOBAR ISLANDS

Good:(Between 80% to 90% targets)

ASSAM, KERALA, MAHARASHTRA, UTTAR PRADESH

Poor:(Below 80% of targets)

ARUNACHAL PRADESH, BIHAR, CHHATISGARH, GOA, HARYANA, JAMMU AND KASHMIR, KARNATAKA, MEGHALAYA, NAGALAND, PUNJAB, RAJASTHAN, SIKKIM, TAMIL NADU, DADRA AND NAGAR HAVELI, DAMAN AND DIU, LAKSHADWEEP

* Figures furnished by M/o Rural Development

Table - 4(A)

**Distribution of waste land to the landless
(Unit: Hectare)**

Sl. No.	State/UT Name	Total Land Distributed (Hectare) April,2011-December,2011
(1)	(2)	(3)
1	ANDHRA PRADESH	467
2	ARUNACHAL PRADESH	0
3	ASSAM	0
4	BIHAR	151
5	CHHATISGARH	0
6	DELHI	0
7	GOA	0
8	GUJARAT	0
9	HARYANA	0
10	JAMMU AND KASHMIR	0
11	JHARKHAND	313
12	KARNATAKA	0
13	KERALA	0
14	MADHYA PRADESH	0
15	MAHARASHTRA	0
16	MANIPUR	0
17	MEGHALAYA	0
18	MIZORAM	0
19	NAGALAND	0
20	ORISSA	129
21	PUDUCHERRY	0
22	PUNJAB	0
23	RAJASTHAN	0
24	SIKKIM	4
25	TAMIL NADU	0
26	TRIPURA	0
27	UTTARAKHAND	0
28	UTTAR PRADESH	1,845
29	WEST BENGAL	0
30	ANDAMAN AND NICOBAR ISLANDS	0
31	CHANDIGARH	0
32	DADRA AND NAGAR HAVELI	0
33	DAMAN AND DIU	0
34	LAKSHADWEEP	0
Grand Total		2,909

Table - 4(B)

Distribution of waste land to the landless

Sl. No.	State/UT Name	Land Distributed to SC (Hectare) April,2011- December,2011	Land Distributed to ST (Hectare) April,2011- December,2011	Land Distributed to Others (Hectare) April,2011- December,2011
		(3)	(4)	(5)
1	ANDHRA PRADESH	85	102	279
2	ARUNACHAL PRADESH	0	0	0
3	ASSAM	0	0	0
4	BIHAR	129	3	19
5	CHHATISGARH	0	0	0
6	DELHI	0	0	0
7	GOA	0	0	0
8	GUJARAT	0	0	0
9	HARYANA	0	0	0
10	JAMMU AND KASHMIR	0	0	0
11	JHARKHAND	39	34	30
12	KARNATAKA	0	0	0
13	KERALA	0	0	0
14	MADHYA PRADESH	0	0	0
15	MAHARASHTRA	0	0	0
16	MANIPUR	0	0	0
17	MEGHALAYA	0	0	0
18	MIZORAM	0	0	0
19	NAGALAND	0	0	0
20	ORISSA	33	48	48
21	PUDUCHERRY	0	0	0
22	PUNJAB	0	0	0
23	RAJASTHAN	0	0	0
24	SIKKIM	0	2	2
25	TAMIL NADU	0	0	0
26	TRIPURA	0	0	0
27	UTTARAKHAND	0	0	0
28	UTTAR PRADESH	1,648	0	197
29	WEST BENGAL	0	0	0
30	ANDAMAN AND NICOBAR ISLANDS	0	0	0
31	CHANDIGARH	0	0	0
32	DADRA AND NAGAR HAVELI	0	0	0
33	DAMAN AND DIU	0	0	0
34	LAKSHADWEEP	0	0	0
Grand Total		1,934	189	575

Table - 5(A)

Minimum Wages Enforcement (including Farm Labour)

Sl. State/UT No. Name		Agriculture and Farm Workers: Inspections made (Number) April,2011- December,2011	Agriculture and Farm Workers: Irregularities detected (Number) April,2011- December,2011	Agriculture and Farm Workers: Irregularities rectified (Number) April,2011- December,2011
(1)	(2)	(3)	(4)	(5)
1	ANDHRA PRADESH	0	0	0
2	ARUNACHAL PRADESH	0	0	0
3	ASSAM	0	0	0
4	BIHAR	13,742	2,736	2,767
5	CHHATISGARH	0	0	0
6	DELHI	0	0	0
7	GOA	898	12	6
8	GUJARAT	46,750	3,160	3,442
9	HARYANA	0	0	0
10	HIMACHAL PRADESH	0	0	0
11	JAMMU AND KASHMIR	0	0	0
12	JHARKHAND	5,220	522	379
13	KARNATAKA	0	0	0
14	KERALA	0	0	27
15	MADHYA PRADESH	0	0	0
16	MAHARASHTRA	0	0	0
17	MANIPUR	468	12	6
18	MEGHALAYA	0	0	0
19	MIZORAM	0	0	0
20	NAGALAND	0	0	0
21	ORISSA	0	0	0
22	PUDUCHERRY	0	0	0
23	PUNJAB	0	0	0
24	RAJASTHAN	1,364	2	1
25	SIKKIM	0	0	0
26	TAMIL NADU	0	0	0
27	TRIPURA	0	0	0
28	UTTARAKHAND	0	0	0
29	UTTAR PRADESH	0	0	0
30	WEST BENGAL	0	0	0
31	ANDAMAN AND NICOBAR ISLANDS	0	0	0
32	CHANDIGARH	0	0	0
33	DADRA AND NAGAR HAVELI	5	0	0
34	DAMAN AND DIU	0	0	0
35	LAKSHADWEEP	0	0	0
Grand Total		68,447	6,444	6,628

Table - 5(B)

Minimum Wages Enforcement (including Farm Labour)
(Unit: Number)

Sl. No.	State/UT Name	Agriculture and Farm Workers: Claims filed (Number) April,2011-December,2011	Agriculture and Farm Workers: Claims settled (Number) April,2011-December,2011
		(3)	(4)
1	ANDHRA PRADESH	0	0
2	ARUNACHAL PRADESH	0	0
3	ASSAM	0	0
4	BIHAR	822	883
5	CHHATISGARH	0	0
6	DELHI	0	0
7	GOA	1	0
8	GUJARAT	0	0
9	HARYANA	0	0
10	HIMACHAL PRADESH	0	0
11	JAMMU AND KASHMIR	0	0
12	JHARKHAND	4,447	30
13	KARNATAKA	0	0
14	KERALA	0	0
15	MADHYA PRADESH	0	0
16	MAHARASHTRA	0	0
17	MANIPUR	0	0
18	MEGHALAYA	0	0
19	MIZORAM	0	0
20	NAGALAND	0	0
21	ORISSA	0	0
22	PUDUCHERRY	0	0
23	PUNJAB	0	0
24	RAJASTHAN	2	6
25	SIKKIM	0	0
26	TAMIL NADU	0	0
27	TRIPURA	0	0
28	UTTARAKHAND	0	0
29	UTTAR PRADESH	0	0
30	WEST BENGAL	0	0
31	ANDAMAN AND NICOBAR ISLANDS	0	0
32	CHANDIGARH	0	0
33	DADRA AND NAGAR HAVELI	1	0
34	DAMAN AND DIU	0	0
35	LAKSHADWEEP	0	0
Grand Total		5,273	919

Table - 5(C)

Minimum Wages Enforcement (including Farm Labour)

Sl. No.	State/UT Name	Agriculture and Farm Workers: Prosecution cases Pending (Number) April,2011-December,2011	Agriculture and Farm Workers: Prosecution cases filed (Number) April,2011-December,2011	Agriculture and Farm Workers: Prosecution cases decided (Number) April,2011-December,2011
		(3)	(4)	(5)
1	ANDHRA PRADESH	0	0	0
2	ARUNACHAL PRADESH	0	0	0
3	ASSAM	0	0	0
4	BIHAR	401	0	0
5	CHHATISGARH	0	0	0
6	DELHI	0	0	0
7	GOA	0	4	0
8	GUJARAT	6,720	33	107
9	HARYANA	0	0	0
10	HIMACHAL PRADESH	0	0	0
11	JAMMU AND KASHMIR	0	0	0
12	JHARKHAND	20	7	0
13	KARNATAKA	0	0	0
14	KERALA	0	0	0
15	MADHYA PRADESH	0	0	0
16	MAHARASHTRA	0	0	0
17	MANIPUR	0	0	0
18	MEGHALAYA	0	0	0
19	MIZORAM	0	0	0
20	NAGALAND	0	0	0
21	ORISSA	0	0	0
22	PUDUCHERRY	0	0	0
23	PUNJAB	0	0	0
24	RAJASTHAN	1	0	0
25	SIKKIM	0	0	0
26	TAMIL NADU	0	0	0
27	TRIPURA	0	0	0
28	UTTARAKHAND	0	0	0
29	UTTAR PRADESH	0	0	0
30	WEST BENGAL	0	0	0
31	ANDAMAN AND NICOBAR ISLANDS	0	0	0
32	CHANDIGARH	0	0	0
33	DADRA AND NAGAR HAVELI	0	1	0
34	DAMAN AND DIU	0	0	0
35	LAKSHADWEEP	0	0	0
Grand Total		7,142	45	107

Food Security: Targeted Public Distribution System (APL+BPL+AAY)

Off take

% Achievement of Target
During April-December, 2011

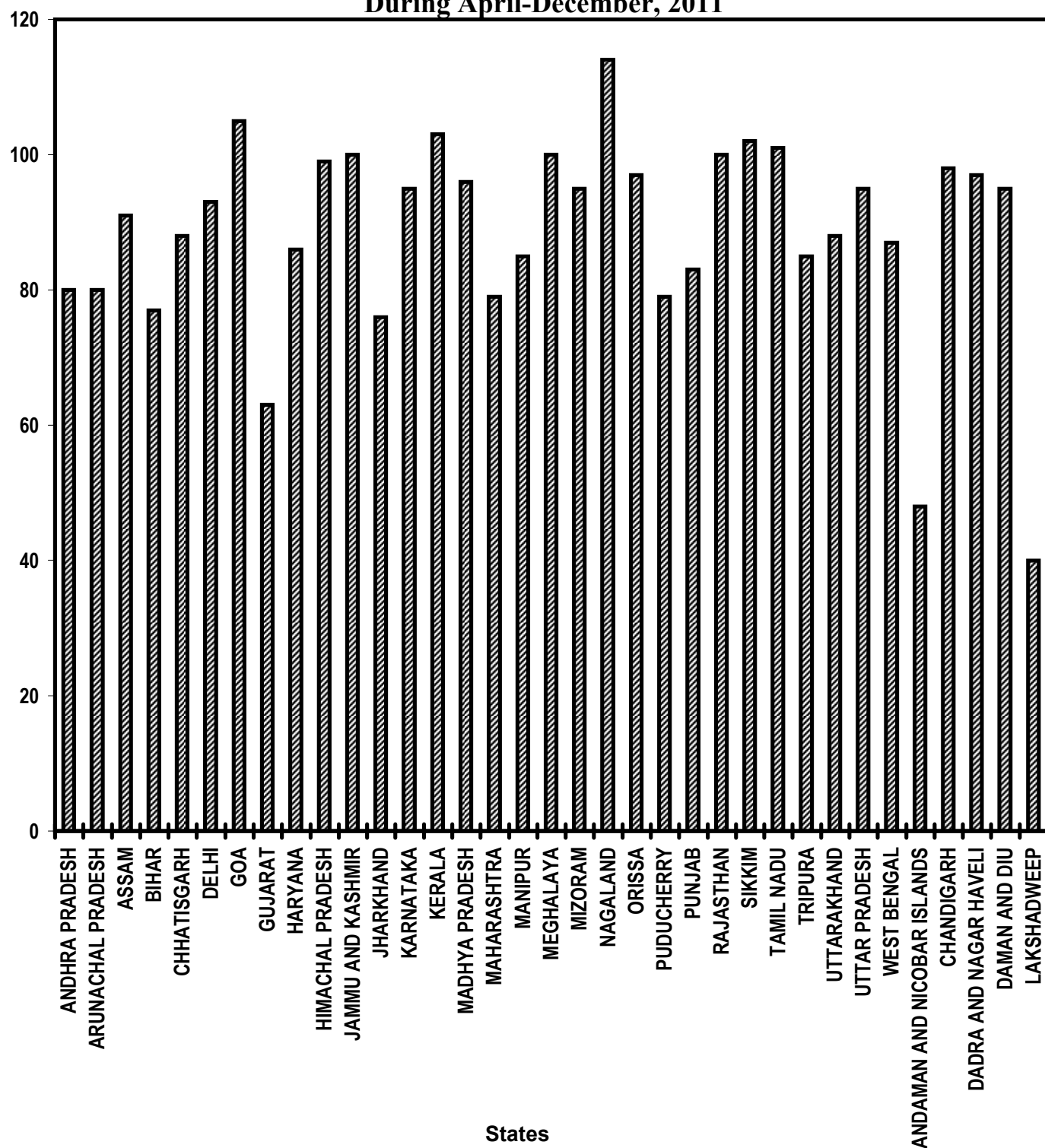


Table - 6(A)

**Food security-Targeted Public Distribution system
(APL+BPL+AAY)**

Sl. No.	State/UT Name	Allocation of Food Grains (Tonnes)	Off take (Tonnes) *	Percentage of offtake w.r.t. Allocation of Food Grains
		April,2011-December,2011	April,2011-December,2011	
(1)	(2)	(3)	(4)	(5)
1	ANDHRA PRADESH	27,82,548	22,14,160	80
2	ARUNACHAL PRADESH	76,167	61,001	80
3	ASSAM	13,35,042	12,14,160	91
4	BIHAR	27,24,344	20,98,370	77
5	CHHATISGARH	9,07,724	7,98,604	88
6	DELHI	4,48,128	4,17,623	93
7	GOA	44,557	46,614	105
8	GUJARAT	14,97,461	9,39,280	63
9	HARYANA	5,43,419	4,68,988	86
10	HIMACHAL PRADESH	3,87,161	3,82,037	99
11	JAMMU AND KASHMIR	5,67,603	5,65,020	100
12	JHARKHAND	9,99,369	7,56,806	76
13	KARNATAKA	17,74,214	16,82,772	95
14	KERALA	10,63,502	10,91,770	103
15	MADHYA PRADESH	19,96,607	19,14,200	96
16	MAHARASHTRA	34,57,353	27,37,220	79
17	MANIPUR	1,17,708	1,00,093	85
18	MEGHALAYA	1,34,551	1,34,163	100
19	MIZORAM	52,605	49,745	95
20	NAGALAND	95,157	1,08,323	114
21	ORISSA	15,88,035	15,41,732	97
22	PUDUCHERRY	43,834	34,731	79
23	PUNJAB	6,07,106	5,02,035	83
24	RAJASTHAN	15,70,265	15,68,448	100
25	SIKKIM	33,200	33,977	102
26	TAMIL NADU	27,92,124	28,33,345	101
27	TRIPURA	2,32,224	1,98,439	85
28	UTTARAKHAND	3,74,704	3,28,898	88
29	UTTAR PRADESH	52,96,760	50,26,636	95
30	WEST BENGAL	27,99,455	24,25,928	87
31	ANDAMAN AND NICOBAR ISLANDS	25,515	12,214	48
32	CHANDIGARH	25,785	25,147	98
33	DADRA AND NAGAR HAVELI	7,668	7,458	97
34	DAMAN AND DIU	4,017	3,798	95
35	LAKSHADWEEP	3,465	1,400	40
Grand Total		3,64,09,377	3,23,25,135	89

Very Good:(90% or above of targets)

ASSAM, DELHI, GOA, HIMACHAL PRADESH, JAMMU AND KASHMIR, KARNATAKA, KERALA, MADHYA PRADESH, MEGHALAYA, MIZORAM, NAGALAND, ORISSA, RAJASTHAN, SIKKIM, TAMIL NADU, UTTAR PRADESH, CHANDIGARH, DADRA AND NAGAR HAVELI, DAMAN AND DIU

Good:(Between 80% to 90% targets)

ANDHRA PRADESH, ARUNACHAL PRADESH, CHHATISGARH, HARYANA, MANIPUR, PUNJAB, TRIPURA, UTTARAKHAND, WEST BENGAL

Poor:(Below 80% of targets)

BIHAR, GUJARAT, JHARKHAND, MAHARASHTRA, PUDUCHERRY, ANDAMAN AND NICOBAR ISLANDS, LAKSHADWEEP

* Offtake figures are provisional, subject to confirmation from FCI

Food Security: Targeted Public Distribution System (Only Antyodaya Anna Yojana)

Off take

% Achievement of Target
During April-December, 2011

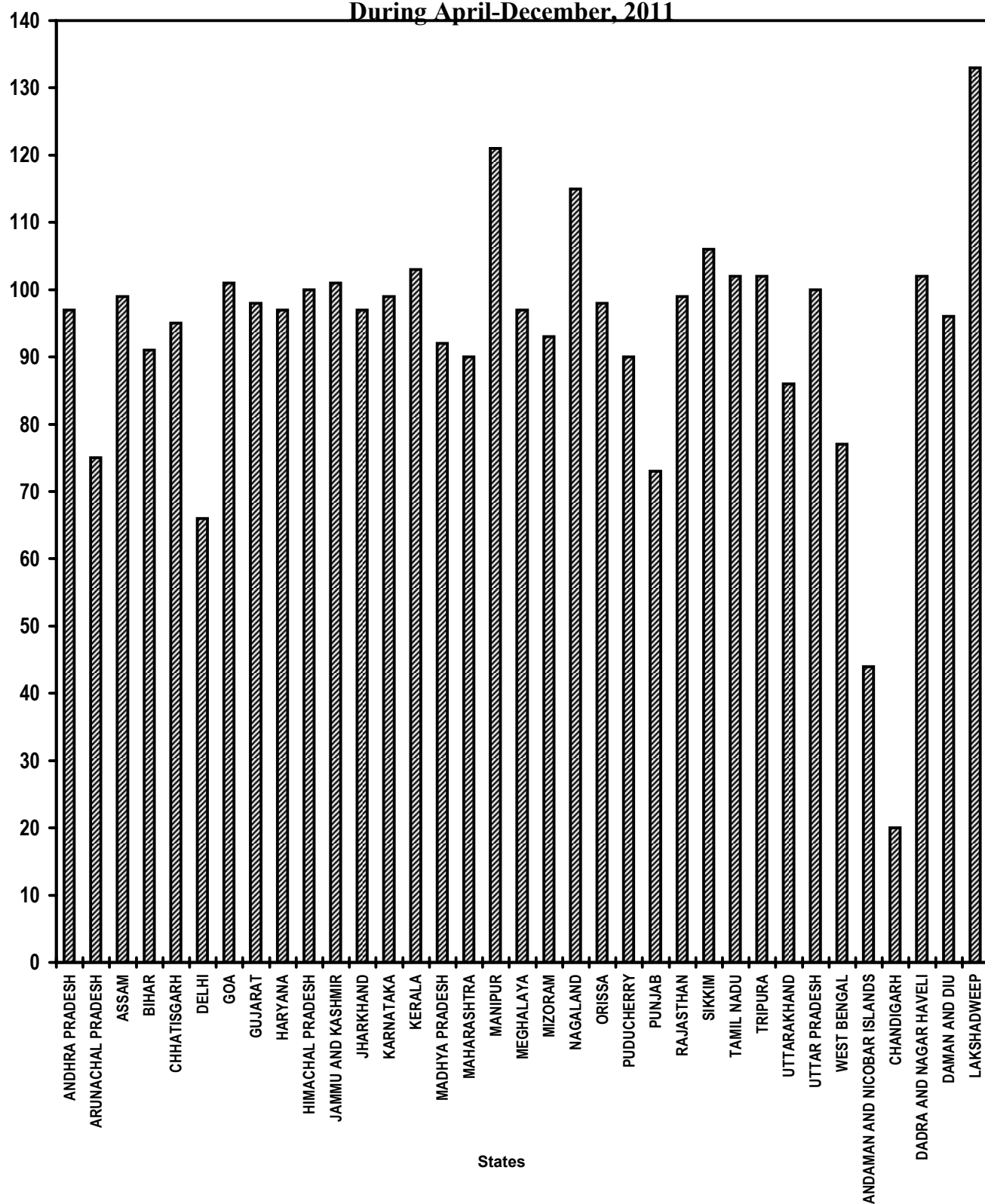


Table - 6(B)

Food security-Targeted Public Distribution system (only AAY)

Sl. No.	State/UT Name	Allocation of Food Grains (Tonnes) April,2011-December,2011	Off take (Tonnes) * April,2011-December,2011	Percentage of offtake w.r.t. Allocation of Food Grains
		(3)	(4)	(5)
1	ANDHRA PRADESH	4,90,716	4,77,762	97
2	ARUNACHAL PRADESH	11,979	8,964	75
3	ASSAM	2,21,769	2,19,753	99
4	BIHAR	7,87,815	7,20,189	91
5	CHHATISGARH	2,26,458	2,16,224	95
6	DELHI	47,313	31,445	66
7	GOA	4,581	4,633	101
8	GUJARAT	2,55,060	2,50,807	98
9	HARYANA	92,115	89,414	97
10	HIMACHAL PRADESH	62,055	61,755	100
11	JAMMU AND KASHMIR	80,541	81,464	101
12	JHARKHAND	2,89,143	2,79,107	97
13	KARNATAKA	3,77,919	3,73,657	99
14	KERALA	1,87,695	1,92,406	103
15	MADHYA PRADESH	4,98,195	4,59,487	92
16	MAHARASHTRA	7,76,160	7,01,243	90
17	MANIPUR	20,043	24,172	121 #
18	MEGHALAYA	22,113	21,394	97
19	MIZORAM	8,190	7,641	93
20	NAGALAND	14,976	17,286	115
21	ORISSA	3,98,340	3,90,561	98
22	PUDUCHERRY	10,161	9,150	90
23	PUNJAB	56,520	41,030	73
24	RAJASTHAN	2,93,616	2,91,696	99
25	SIKKIM	5,202	5,518	106
26	TAMIL NADU	5,87,258	6,01,306	102
27	TRIPURA	35,640	36,211	102
28	UTTARAKHAND	60,138	51,673	86
29	UTTAR PRADESH	12,89,610	12,84,550	100
30	WEST BENGAL	4,66,263	3,61,060	77
31	ANDAMAN AND NICOBAR ISLANDS	1,350	594	44
32	CHANDIGARH	468	95	20
33	DADRA AND NAGAR HAVELI	1,647	1,677	102
34	DAMAN AND DIU	477	459	96
35	LAKSHADWEEP	378	504	133 #
Grand Total		76,81,904	73,14,887	95

Very Good:(90% or above of targets)

ANDHRA PRADESH, ASSAM, BIHAR, CHHATISGARH, GOA, GUJARAT, HARYANA, HIMACHAL PRADESH, JAMMU AND KASHMIR, JHARKHAND, KARNATAKA, KERALA, MADHYA PRADESH, MAHARASHTRA, MANIPUR, MEGHALAYA, MIZORAM, NAGALAND, ORISSA, PUDUCHERRY, RAJASTHAN, SIKKIM, TAMIL NADU, TRIPURA, UTTAR PRADESH, DADRA AND NAGAR HAVELI, DAMAN AND DIU, LAKSHADWEEP

Good:(Between 80% to 90% targets)

UTTARAKHAND

Poor:(Below 80% of targets)

ARUNACHAL PRADESH, DELHI, PUNJAB, WEST BENGAL, ANDAMAN AND NICOBAR ISLANDS, CHANDIGARH

* Offtake figures are provisional, subject to confirmation from FCI

Offtake figures are high due to inclusion of backlog stock of previous year as clarified by the Nodal Ministry

Food Security: Targeted Public Distribution System (Only BPL)

Off take

% Achievement of Target
During April-December, 2011

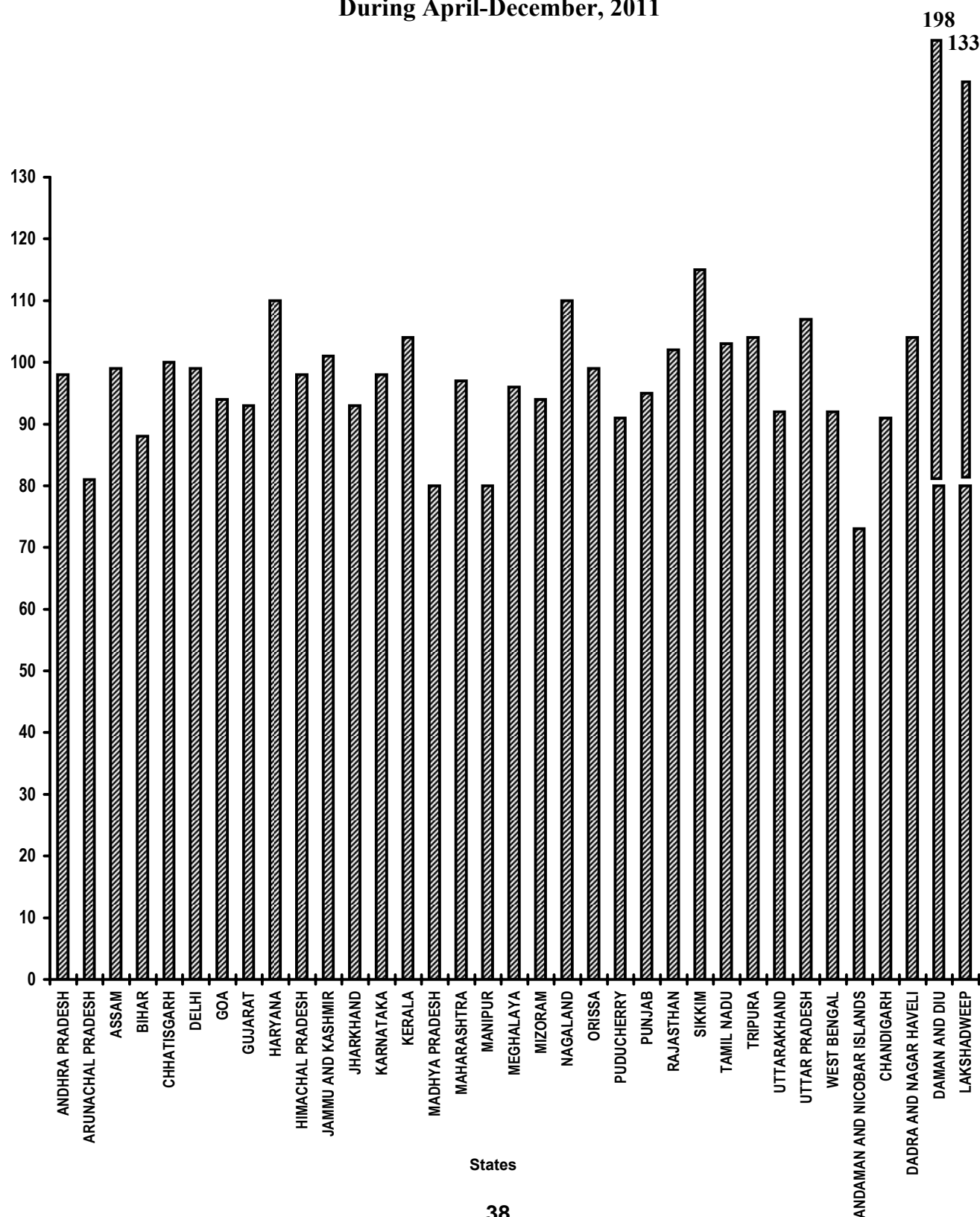


Table - 6(C)

Food Security - Targeted Public Distribution System (Only BPL)

Sl. No.	State/UT Name	Allocation of Food Grains (Tonnes) April,2011- December,2011	Off take (Tonnes) * April,2011- December,2011	Percentage of offtake w.r.t. Allocation of Food Grains
		(3)	(4)	(5)
1	ANDHRA PRADESH	7,89,066	7,71,825	98
2	ARUNACHAL PRADESH	19,143	15,549	81
3	ASSAM	3,56,418	3,52,194	99
4	BIHAR	12,67,029	11,17,408	88
5	CHHATISGARH	3,64,266	3,62,556	100
6	DELHI	81,522	80,845	99
7	GOA	4,149	3,912	94
8	GUJARAT	4,12,776	3,82,215	93
9	HARYANA	1,56,429	1,72,571	110
10	HIMACHAL PRADESH	99,855	98,068	98
11	JAMMU AND KASHMIR	1,51,272	1,52,748	101
12	JHARKHAND	4,64,976	4,33,885	93
13	KARNATAKA	6,07,788	5,96,559	98
14	KERALA	3,01,761	3,12,436	104
15	MADHYA PRADESH	8,01,162	10,22,103	128 #
16	MAHARASHTRA	12,82,068	12,45,596	97
17	MANIPUR	32,256	39,271	122 #
18	MEGHALAYA	35,532	33,948	96
19	MIZORAM	13,230	12,478	94
20	NAGALAND	24,084	26,466	110
21	ORISSA	8,74,179	8,65,141	99
22	PUDUCHERRY	16,173	14,679	91
23	PUNJAB	90,882	86,314	95
24	RAJASTHAN	4,72,149	4,79,517	102
25	SIKKIM	8,478	9,743	115
26	TAMIL NADU	9,44,424	9,69,485	103
27	TRIPURA	57,285	59,777	104
28	UTTARAKHAND	96,741	89,461	92
29	UTTAR PRADESH	20,74,275	22,20,580	107
30	WEST BENGAL	11,65,185	10,74,179	92
31	ANDAMAN AND NICOBAR ISLANDS	4,005	2,938	73
32	CHANDIGARH	2,817	2,553	91
33	DADRA AND NAGAR HAVELI	3,771	3,906	104
34	DAMAN AND DIU	783	1,553	198 #
35	LAKSHADWEEP	567	756	133 #
Grand Total		1,30,76,496	1,31,13,215	100

Very Good:(90% or above of targets)

ANDHRA PRADESH, ASSAM, CHHATISGARH, DELHI, GOA, GUJARAT, HARYANA, HIMACHAL PRADESH, JAMMU AND KASHMIR, JHARKHAND, KARNATAKA, KERALA, MADHYA PRADESH, MAHARASHTRA, MANIPUR, MEGHALAYA, MIZORAM, NAGALAND, ORISSA, PUDUCHERRY, PUNJAB, RAJASTHAN, SIKKIM, TAMIL NADU, TRIPURA, UTTARAKHAND, UTTAR PRADESH, WEST BENGAL, CHANDIGARH, DADRA AND NAGAR HAVELI, DAMAN AND DIU, LAKSHADWEEP

Good:(Between 80% to 90% targets)

ARUNACHAL PRADESH, BIHAR

Poor:(Below 80% of targets)

ANDAMAN AND NICOBAR ISLANDS

* Offtake figures are provisional, subject to confirmation from FCI

Offtake figures are high due to inclusion of backlog stock of previous year as clarified by the Nodal Ministry

Rural Housing - Indira Awaas Yojana

Houses constructed

% Achievement of Target

During April-December, 2011

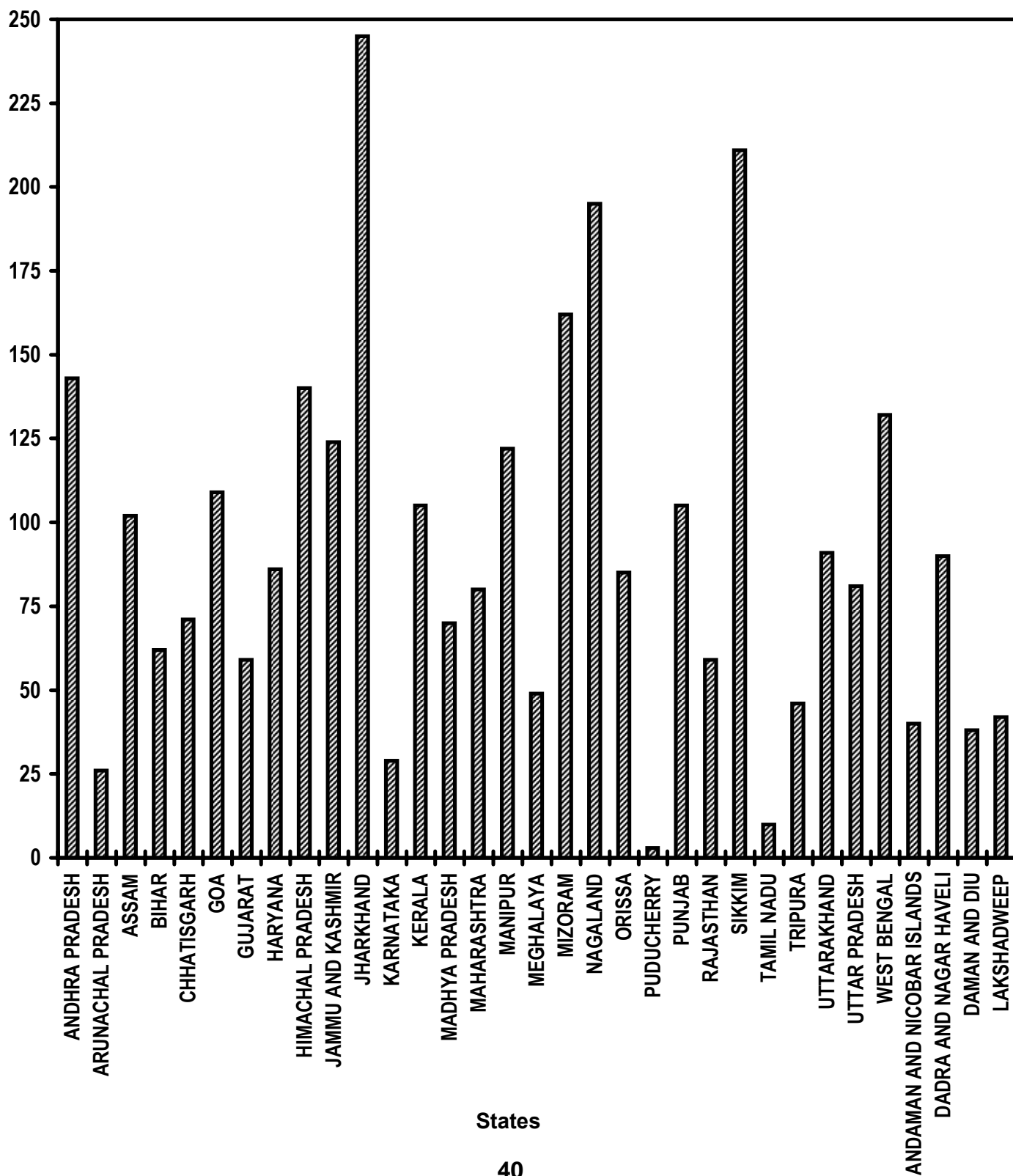


Table - 7

Rural Housing - Indira Awaas Yojana
Houses constructed
(Unit: Number)

Sl. No.	State/UT Name	Target		Achievement April,2011-December,2011	Percent Achievement April,2011-December,2011
		2011-2012	April,2011-December,2011		
(1)	(2)	(3)	(4)	(5)	(5)/(4)
1	ANDHRA PRADESH	2,49,013	1,36,957	1,95,976	143
2	ARUNACHAL PRADESH	7,548	4,151	1082 *	26
3	ASSAM	1,66,913	81,801	83,484	102
4	BIHAR	7,37,486	4,05,616	2,50,382	62
5	CHHATISGARH	37,466	20,605	14,617	71
6	GOA	1,547	851	924	109
7	GUJARAT	1,23,168	67,731	39,899	59
8	HARYANA	17,293	9,510	8,211	86
9	HIMACHAL PRADESH	5,659	3,111	4,354	140
10	JAMMU AND KASHMIR	17,578	9,666	11,940	124
11	JHARKHAND	63,477	34,911	85,524	245
12	KARNATAKA	96,760	53,218	15,579	29
13	KERALA	53,808	29,594	31,133	105
14	MADHYA PRADESH	76,135	41,871	29,168	70
15	MAHARASHTRA	1,51,063	83,082	66,597	80
16	MANIPUR	6,552	3,603	4,406	122
17	MEGHALAYA	11,412	6,276	3,045	49
18	MIZORAM	2,432	1,337	2163 *	162
19	NAGALAND	7,552	4,152	8,083	195
20	ORISSA	1,42,082	78,144	66,737	85
21	PUDUCHERRY	1,190	654	21	3
22	PUNJAB	21,386	11,761	12,336	105
23	RAJASTHAN	61,894	34,040	20,125	59
24	SIKKIM	1,444	793	1,670	211
25	TAMIL NADU	1,00,553	55,301	5,669	10
26	TRIPURA	14,704	8,086	3722 *	46
27	UTTARAKHAND	15,488	8,518	7,754	91
28	UTTAR PRADESH	3,32,804	1,83,041	1,47,494	81
29	WEST BENGAL	1,99,176	1,09,546	1,44,546	132
30	ANDAMAN AND NICOBAR ISLANDS	2,389	1,313	522	40
31	DADRA AND NAGAR HAVELI	398	239	215	90
32	DAMAN AND DIU	178	97	37	38
33	LAKSHADWEEP	154	83	35	42
Grand Total		27,26,702	14,89,659	12,67,450	85

Very Good:(90% or above of targets)

ANDHRA PRADESH, ASSAM, GOA, HIMACHAL PRADESH, JAMMU AND KASHMIR, JHARKHAND, KERALA, MANIPUR, MIZORAM, NAGALAND, PUNJAB, SIKKIM, UTTARAKHAND, WEST BENGAL, DADRA AND NAGAR HAVELI

Good:(Between 80% to 90% targets)

HARYANA, MAHARASHTRA, ORISSA, UTTAR PRADESH

Poor:(Below 80% of targets)

ARUNACHAL PRADESH, BIHAR, CHHATISGARH, GUJARAT, KARNATAKA, MADHYA PRADESH, MEGHALAYA, PUDUCHERRY, RAJASTHAN, TAMIL NADU, TRIPURA, ANDAMAN AND NICOBAR ISLANDS, DAMAN AND DIU, LAKSHADWEEP

* Figures supplied by M/o Rural Development

EWS/LIG Houses in Urban Areas

Houses constructed
% Achievement of Target
During April-December, 2011

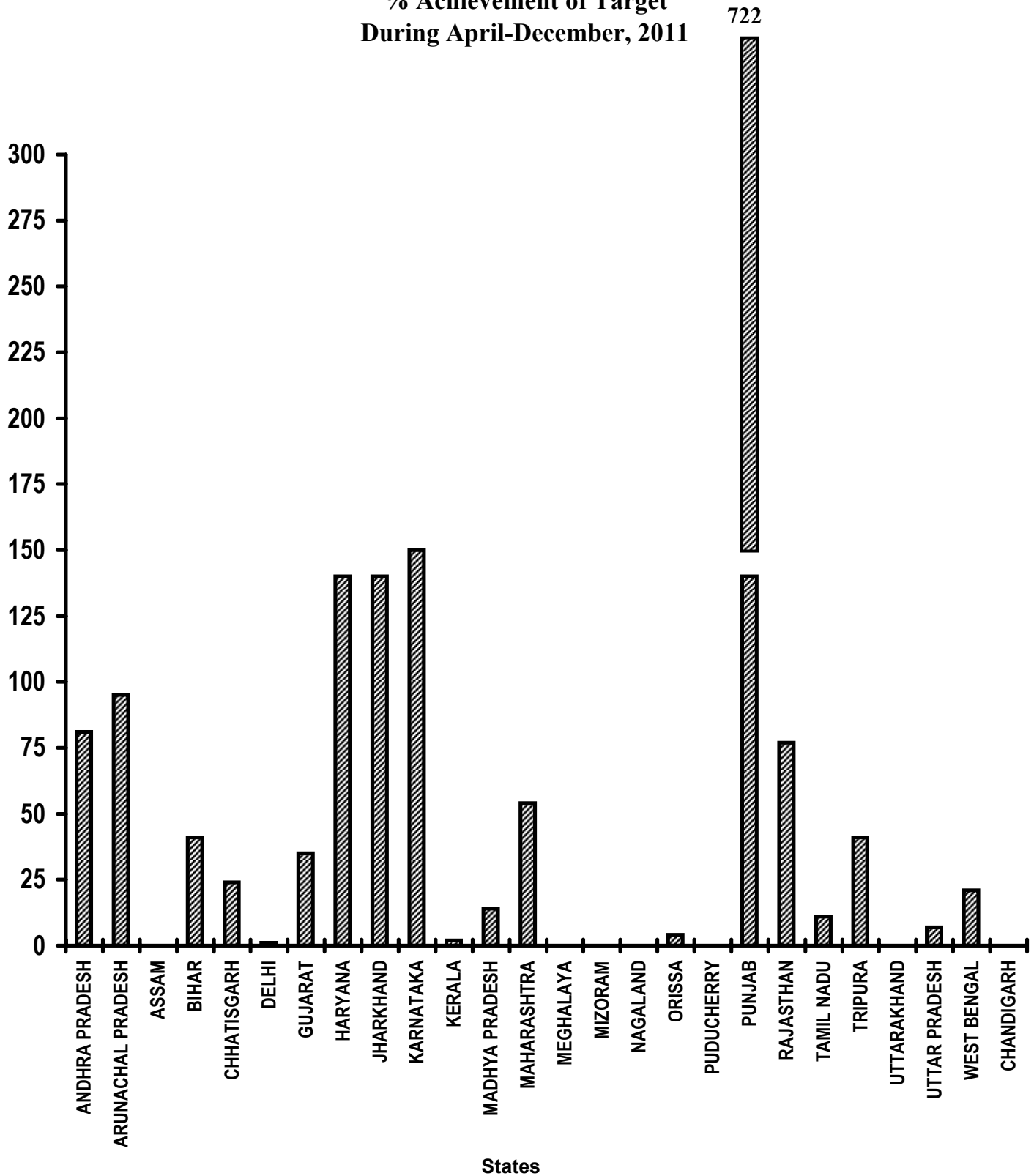


Table - 8

EWS/LIG Houses in Urban Areas
Houses constructed
(Unit: Number)

Sl. No.	State/UT Name	Target		Achievement April,2011-December,2011	Percent Achievement April,2011-December,2011
		2011-2012	April,2011-December,2011		
(1)	(2)	(3)	(4)	(5)	(5)/(4)
1	ANDHRA PRADESH	40,000	30,000	24,194	81
2	ARUNACHAL PRADESH	250	187	177	95
3	ASSAM	4,000	3,000	0	0
4	BIHAR	8,000	6,000	2,465	41
5	CHHATISGARH	12,500	9,375	2,254	24
6	DELHI	20,000	15,000	150	1
7	GUJARAT	35,000	26,250	9,230	35
8	HARYANA	5,500	4,125	12,128	294
9	JHARKHAND	5,000	3,750	8,858	236
10	KARNATAKA	14,000	10,500	15,788	150
11	KERALA	15,000	11,250	250	2
12	MADHYA PRADESH	25,000	18,750	2,613	14
13	MAHARASHTRA	70,000	52,500	28,167	54
14	MEGHALAYA	600	450	0	0
15	MIZORAM	1,150	862	0	0
16	NAGALAND	2,000	1,500	0	0
17	ORISSA	5,800	4,350	155	4
18	PUDUCHERRY	1,200	900	0	0
19	PUNJAB	2,000	1,500	10,826	722
20	RAJASTHAN	22,000	16,500	12,680	77
21	TAMIL NADU	35,000	26,250	3,004	11
22	TRIPURA	1,000	750	305	41
23	UTTARAKHAND	3,000	2,250	0	0
24	UTTAR PRADESH	32,000	24,000	1,582	7
25	WEST BENGAL	35,000	26,250	5,504	21
26	CHANDIGARH	5,000	3,750	0	0
Grand Total		4,00,000	2,99,999	1,40,330	47

Very Good:(90% or above of targets)

ARUNACHAL PRADESH, HARYANA, JHARKHAND, KARNATAKA, PUNJAB

Good:(Between 80% to 90% targets)

ANDHRA PRADESH

Poor:(Below 80% of targets)

ASSAM, BIHAR, CHHATISGARH, DELHI, GUJARAT, KERALA, MADHYA PRADESH, MAHARASHTRA, MEGHALAYA, MIZORAM, NAGALAND, ORISSA, PUDUCHERRY, RAJASTHAN, TAMIL NADU, TRIPURA, UTTARAKHAND, UTTAR PRADESH, WEST BENGAL, CHANDIGARH

Rural Areas- National Rural Drinking Water Programme (NRDWP)

Habitations covered (Partially Covered & Slipped back)

% Achievement of Target
During April-December, 2011

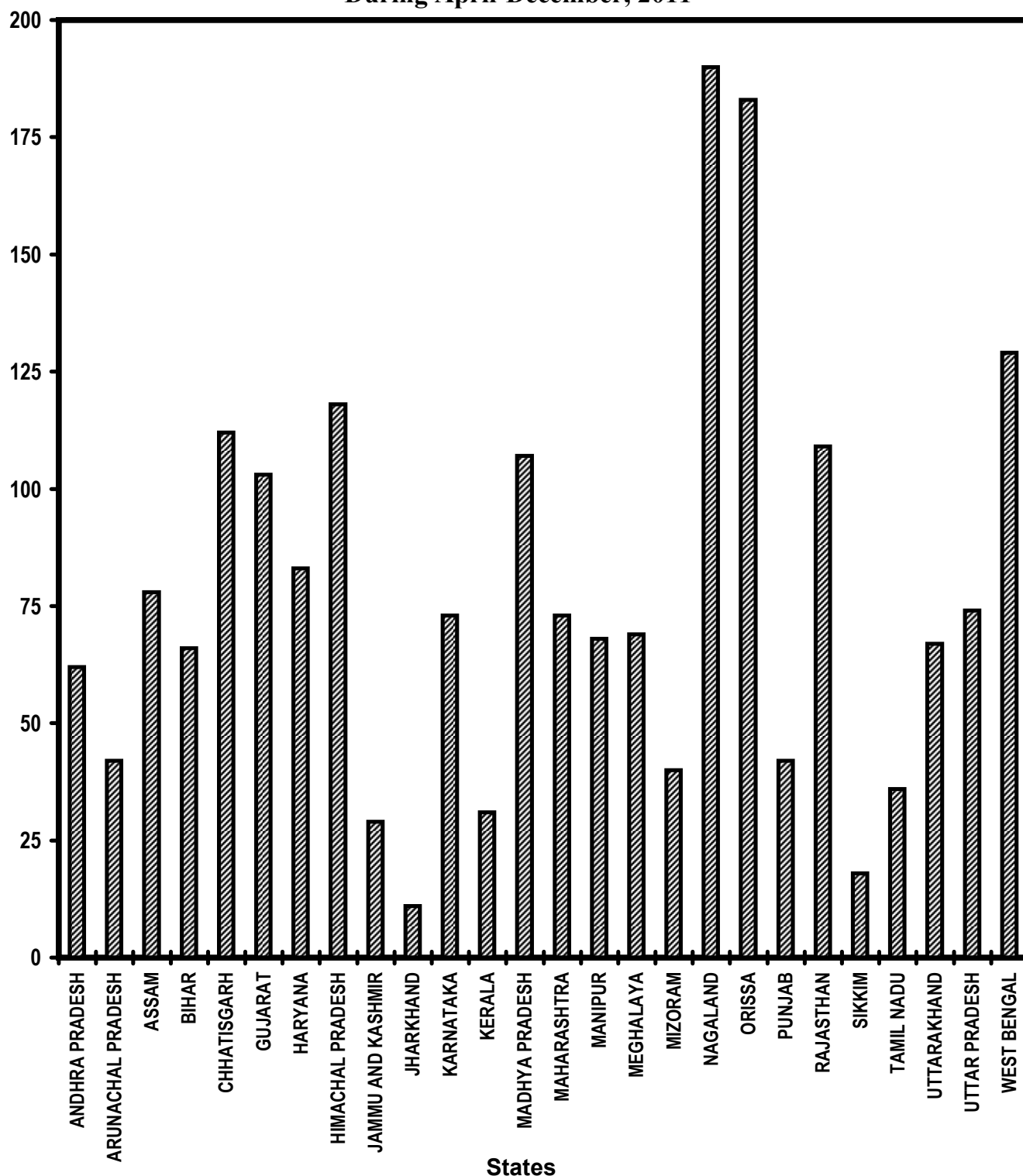


Table - 9(A)

Rural Areas: National Rural Drinking Water Programme (NRDWP)

Habitations covered (Partially covered & Slipped back)

(Unit: Number)

Sl. No.	State/UT Name	Target		Achievement * April,2011- December,2011	Percent Achievement April,2011- December,2011
		2011-2012	April,2011- December,2011		
(1)	(2)	(3)	(4)	(5)	(5)/(4)
1	ANDHRA PRADESH	5,433	3,258	2,019	62
2	ARUNACHAL PRADESH	300	180	76 *	42
3	ASSAM	2,915	1,748	1,371	78
4	BIHAR	9,435	5,660	3,708	66
5	CHHATISGARH	5,126	3,075	3451 *	112
6	GUJARAT	720	432	445	103
7	HARYANA	839	501	415	83
8	HIMACHAL PRADESH	2,557	1,532	1,815	118
9	JAMMU AND KASHMIR	903	541	155 *	29
10	JHARKHAND	18,306	10,982	1,155	11
11	KARNATAKA	7,000	4,200	3,061	73
12	KERALA	667	398	123	31
13	MADHYA PRADESH	16,140	9,684	10366 *	107
14	MAHARASHTRA	5,135	3,079	2,259	73
15	MANIPUR	326	195	133	68
16	MEGHALAYA	523	312	215	69
17	MIZORAM	125	75	30	40
18	NAGALAND	35	21	40 *	190
19	ORISSA	3,116	1,869	3,424	183
20	PUNJAB	1,608	964	407	42
21	RAJASTHAN	2,272	1,361	1,480	109
22	SIKKIM	200	120	22	18
23	TAMIL NADU	5,923	3,552	1,296	36
24	UTTARAKHAND	1,341	803	540	67
25	UTTAR PRADESH	22,500	13,500	10,000	74
26	WEST BENGAL	1,934	1,157	1,496	129
Grand Total		1,15,379	69,199	49,502	72

Very Good:(90% or above of targets)

CHHATISGARH, GUJARAT, HIMACHAL PRADESH, MADHYA PRADESH, NAGALAND, ORISSA, RAJASTHAN, WEST BENGAL

Good:(Between 80% to 90% targets)

HARYANA

Poor:(Below 80% of targets)

ANDHRA PRADESH, ARUNACHAL PRADESH, ASSAM, BIHAR, JAMMU AND KASHMIR, JHARKHAND, KARNATAKA, KERALA, MAHARASHTRA, MANIPUR, MEGHALAYA, MIZORAM, PUNJAB, SIKKIM, TAMIL NADU, UTTARAKHAND, UTTAR PRADESH

** Achievement of some States/UTs have been reconciled with figure as supplied by from M/o Drinking Water and Sanitation*

Rural Areas- National Rural Drinking Water Programme (NRDWP)

Coverage of Water Quality Affected Habitations

% Achievement of Target
During April-December, 2011

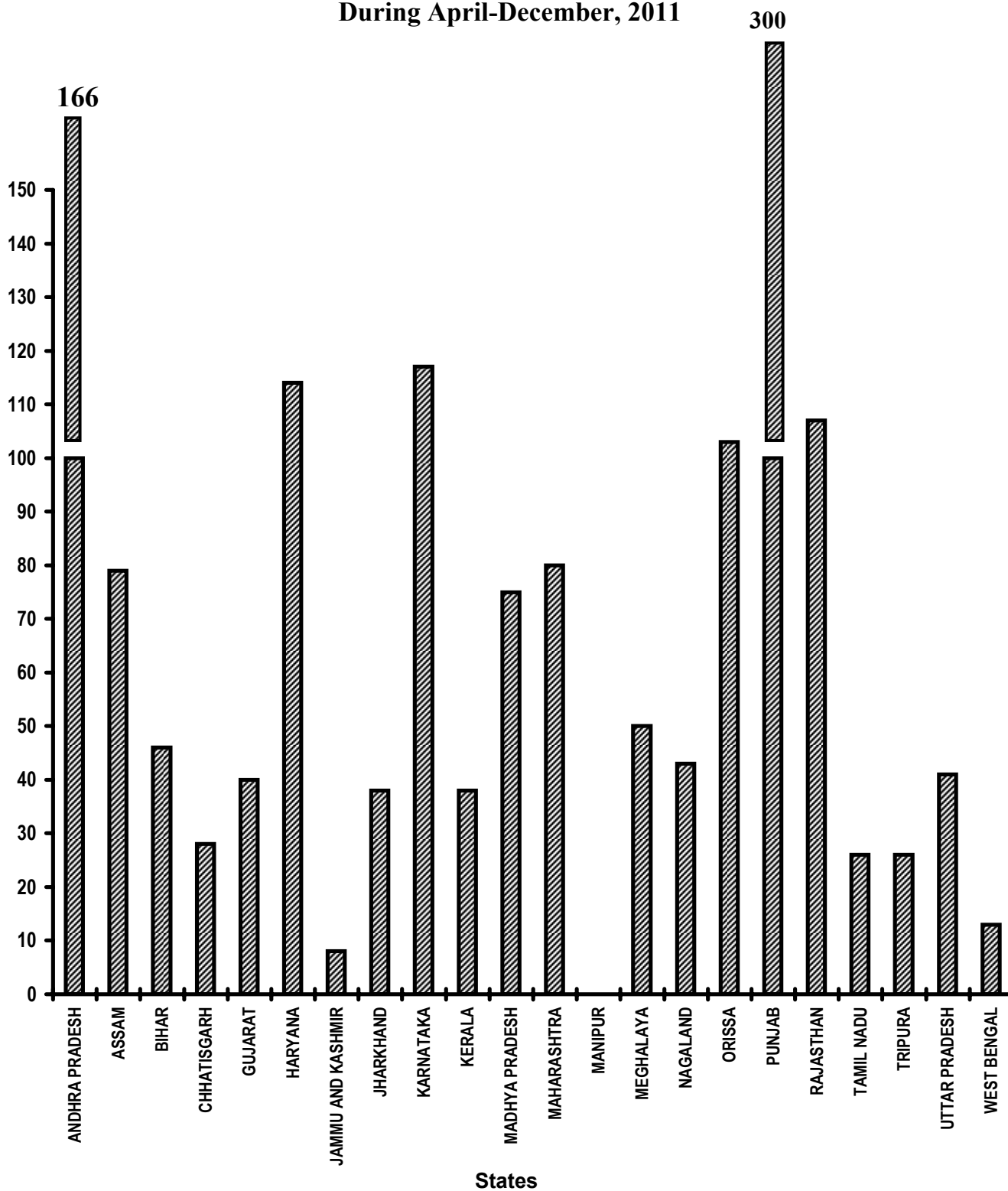


Table - 9(B)

Rural Areas: National Rural Drinking Water Programme (NRDWP)
Coverage of water quality affected habitations
(Unit: Number)

Sl. No.	State/UT Name	Target		Achievement *	Percent Achievement
		2011-2012	April,2011-December,2011	April,2011-December,2011	April,2011-December,2011
(1)	(2)	(3)	(4)	(5)	(5)/(4)
1	ANDHRA PRADESH	201	121	201	166
2	ASSAM	3,158	1,894	1,504	79
3	BIHAR	6,375	3,826	1,775	46
4	CHHATISGARH	3,283	1,968	548	28
5	GUJARAT	405	244	97	40
6	HARYANA	23	14	16	114
7	JAMMU AND KASHMIR	20	12	1 *	8
8	JHARKHAND	804	481	184	38
9	KARNATAKA	2,000	1,200	1,406	117
10	KERALA	157	92	35	38
11	MADHYA PRADESH	575	345	258	75
12	MAHARASHTRA	1,272	761	607	80
13	MANIPUR	4	3	0	0
14	MEGHALAYA	12	6	3	50
15	NAGALAND	50	30	13 *	43
16	ORISSA	1,609	964	995	103
17	PUNJAB	22	11	33	300
18	RAJASTHAN	3,801	2,279	2,441	107
19	TAMIL NADU	77	46	12	26
20	TRIPURA	982	587	154	26
21	UTTAR PRADESH	800	480	195	41
22	WEST BENGAL	4,160	2,496	326	13
Grand Total		29,790	17,860	10,804	60

Very Good:(90% or above of targets)

ANDHRA PRADESH, HARYANA, KARNATAKA, ORISSA, PUNJAB, RAJASTHAN

Good:(Between 80% to 90% targets)

MAHARASHTRA

Poor:(Below 80% of targets)

ASSAM, BIHAR, CHHATISGARH, GUJARAT, JAMMU AND KASHMIR, JHARKHAND, KERALA, MADHYA PRADESH, MANIPUR, MEGHALAYA, NAGALAND, TAMIL NADU, TRIPURA, UTTAR PRADESH, WEST BENGAL

** Achievement of some States/UTs have been reconciled with figure as supplied by from M/o Drinking Water and Sanitation*

Table - 10**Sanitation Programme in Rural Areas****(Unit: Number)**

		Individual Household latrines constructed (Number) April,2011- December,2011
Sl. No.	State/UT Name	
(1)	(2)	(3)
1	ANDHRA PRADESH	3,92,704
2	ARUNACHAL PRADESH	20,807
3	ASSAM	3,12,838
4	BIHAR	5,21,782
5	CHHATISGARH	50,250
6	DELHI	0
7	GOA	0
8	GUJARAT	2,09,507
9	HARYANA	81,532
10	HIMACHAL PRADESH	29,519
11	JAMMU AND KASHMIR	1,50,194
12	JHARKHAND	35,462
13	KARNATAKA	3,10,805
14	KERALA	0
15	MADHYA PRADESH	6,26,544
16	MAHARASHTRA	2,71,514
17	MANIPUR	24,596
18	MEGHALAYA	31,384
19	MIZORAM	8,694
20	NAGALAND	44,013
21	ORISSA	2,86,346
22	PUDUCHERRY	0
23	PUNJAB	1,458
24	RAJASTHAN	3,69,480
25	SIKKIM	0
26	TAMIL NADU	2,04,476
27	TRIPURA	20,972
28	UTTARAKHAND	86,867
29	UTTAR PRADESH	11,75,108
30	WEST BENGAL	4,89,040
31	ANDAMAN AND NICOBAR ISLANDS	0
32	CHANDIGARH	0
33	DADRA AND NAGAR HAVELI	0
34	DAMAN AND DIU	0
35	LAKSHADWEEP	0
Grand Total		57,55,892

Table - 11

**Institutional Delivery
(Unit: Number)**

Sl. No.	State/UT Name	Delivery in institutions (Number) April,2011-December,2011
(1)	(2)	(3)
1	ANDHRA PRADESH	11,05,732
2	ARUNACHAL PRADESH	0
3	ASSAM	0
4	BIHAR	9,57,141
5	CHHATISGARH	2,33,402
6	DELHI	2,04,540
7	GOA	15,754
8	GUJARAT	8,30,308
9	HARYANA	1,83,159
10	HIMACHAL PRADESH	52,771
11	JAMMU AND KASHMIR	1,08,265
12	JHARKHAND	2,69,156
13	KARNATAKA	6,05,735
14	KERALA	2,96,239
15	MADHYA PRADESH	9,46,548
16	MAHARASHTRA	10,07,802
17	MANIPUR	14,295
18	MEGHALAYA	17,525
19	MIZORAM	0
20	NAGALAND	1,373
21	ORISSA	4,63,415
22	PUDUCHERRY	38,431
23	PUNJAB	2,38,782
24	RAJASTHAN	9,63,184
25	SIKKIM	5,397
26	TAMIL NADU	8,13,869
27	TRIPURA	11,987
28	UTTARAKHAND	70,736
29	UTTAR PRADESH	21,51,139
30	WEST BENGAL	0
31	ANDAMAN AND NICOBAR ISLANDS	3,915
32	CHANDIGARH	16,032
33	DADRA AND NAGAR HAVELI	3,413
34	DAMAN AND DIU	2,363
35	LAKSHADWEEP	765
Grand Total		1,16,33,173

SC Families Assisted

% Achievement of Target
During April-December, 2011

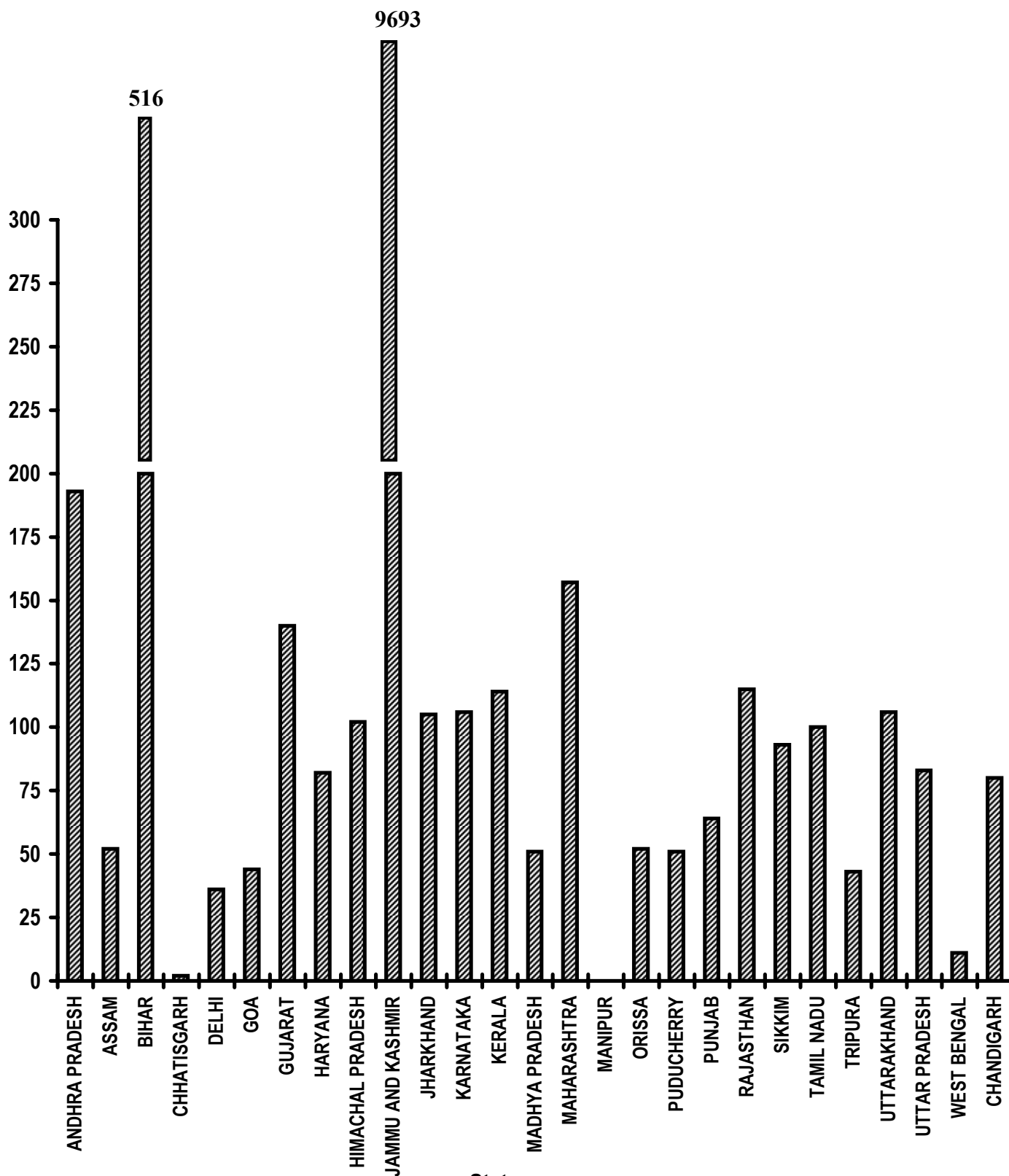


Table - 12

SC Families Assisted
(Unit: Number)

Sl. No.	State/UT Name	Target *		Achievement April,2011-December,2011	Percent Achievement April,2011-December,2011
		2011-2012	April,2011-December,2011		
(1)	(2)	(3)	(4)	(5)	(5)/(4)
1	ANDHRA PRADESH	4,50,000	3,37,500	6,51,739	193
2	ASSAM	44,000	32,994	17,073	52
3	BIHAR	2,55,000	1,91,250	9,86,656	516
4	CHHATISGARH	3,75,000	2,81,250	6,086	2
5	DELHI	5,000	3,744	1,342	36
6	GOA	550	405	178	44
7	GUJARAT	1,40,000	1,04,994	1,46,681	140
8	HARYANA	88,500	66,375	54,603	82
9	HIMACHAL PRADESH	58,000	43,500	44,309	102
10	JAMMU AND KASHMIR	1,100	819	79,386	9,693
11	JHARKHAND	5,50,000	4,12,497	4,32,584	105
12	KARNATAKA	5,00,000	3,74,994	3,96,758	106
13	KERALA	33,000	24,750	28,113	114
14	MADHYA PRADESH	2,43,000	1,82,250	92,409	51
15	MAHARASHTRA	1,54,000	1,15,497	1,81,491	157
16	MANIPUR	550	405	0	0
17	ORISSA	72,600	54,450	28,138	52
18	PUDUCHERRY	5,000	3,744	1,915	51
19	PUNJAB	88,000	65,997	42,158	64
20	RAJASTHAN	4,12,000	3,08,997	3,55,492	115
21	SIKKIM	2,200	1,647	1,535	93
22	TAMIL NADU	9,00,000	6,75,000	6,75,680	100
23	TRIPURA	22,000	16,497	7,125	43
24	UTTARAKHAND	7,000	5,247	5,551	106
25	UTTAR PRADESH	2,57,000	1,92,744	1,59,681	83
26	WEST BENGAL	1,10,000	82,494	9,472	11
27	CHANDIGARH	700	522	419	80
Grand Total		47,74,200	35,80,563	44,06,574	123

Very Good:(90% or above of targets)

ANDHRA PRADESH, BIHAR, GUJARAT, HIMACHAL PRADESH, JAMMU AND KASHMIR, JHARKHAND, KARNATAKA, KERALA, MAHARASHTRA, RAJASTHAN, SIKKIM, TAMIL NADU, UTTARAKHAND

Good:(Between 80% to 90% targets)

HARYANA, UTTAR PRADESH, CHANDIGARH

Poor:(Below 80% of targets)

ASSAM, CHHATISGARH, DELHI, GOA, MADHYA PRADESH, MANIPUR, ORISSA, PUDUCHERRY, PUNJAB, TRIPURA, WEST BENGAL

* Targets of 2007-08 has been repeated provisionally for 2011-12.

Universalization of ICDS Scheme

ICDS Blocks Operational (Cumulative)

% Achievement of Target
During April-December, 2011

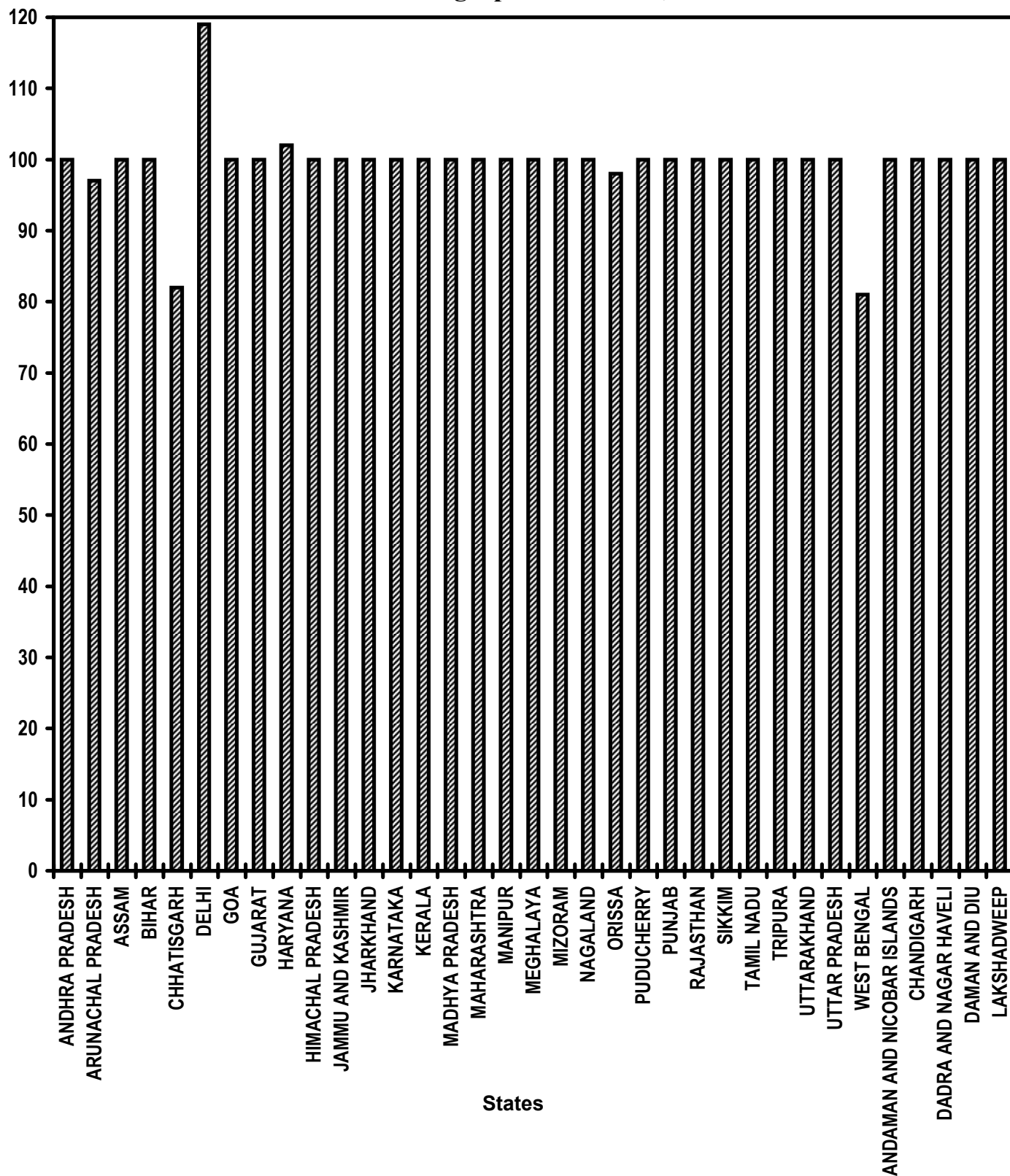


Table - 13

Universalization of ICDS Scheme
ICDS Blocks Operational (Cumulative)
(Unit: Number)

Sl. No.	State/UT Name	Target		Achievement April,2011-December,2011	Percent Achievement April,2011-December,2011
		2011-2012	April,2011-December,2011		
(1)	(2)	(3)	(4)	(5)	(5)/(4)
1	ANDHRA PRADESH	387	387	387	100
2	ARUNACHAL PRADESH	96	96	93	97
3	ASSAM	231	231	231	100
4	BIHAR	545	545	544	100
5	CHHATISGARH	198	198	163	82
6	DELHI	79	79	94	119
7	GOA	11	11	11	100
8	GUJARAT	336	336	336	100
9	HARYANA	145	145	148	102
10	HIMACHAL PRADESH	78	78	78	100
11	JAMMU AND KASHMIR	141	141	141	100
12	JHARKHAND	204	204	204	100
13	KARNATAKA	185	185	185	100
14	KERALA	258	258	258	100
15	MADHYA PRADESH	453	453	453	100
16	MAHARASHTRA	553	553	553	100
17	MANIPUR	42	42	42	100
18	MEGHALAYA	41	41	41	100
19	MIZORAM	27	27	27	100
20	NAGALAND	59	59	59	100
21	ORISSA	333	333	326	98
22	PUDUCHERRY	5	5	5	100
23	PUNJAB	154	154	154	100
24	RAJASTHAN	304	304	304	100
25	SIKKIM	13	13	13	100
26	TAMIL NADU	434	434	434	100
27	TRIPURA	56	56	56	100
28	UTTARAKHAND	105	105	105	100
29	UTTAR PRADESH	897	897	896	100
30	WEST BENGAL	512	512	414	81
31	ANDAMAN AND NICOBAR ISLANDS	5	5	5	100
32	CHANDIGARH	3	3	3	100
33	DADRA AND NAGAR HAVELI	2	2	2	100
34	DAMAN AND DIU	2	2	2	100
35	LAKSHADWEEP	6	6	6	100
Grand Total		6,900	6,900	6,773	98

Very Good:(90% or above of targets)

ANDHRA PRADESH, ARUNACHAL PRADESH, ASSAM, BIHAR, DELHI, GOA, GUJARAT, HARYANA, HIMACHAL PRADESH, JAMMU AND KASHMIR, JHARKHAND, KARNATAKA, KERALA, MADHYA PRADESH, MAHARASHTRA, MANIPUR, MEGHALAYA, MIZORAM, NAGALAND, ORISSA, PUDUCHERRY, PUNJAB, RAJASTHAN, SIKKIM, TAMIL NADU, TRIPURA, UTTARAKHAND, UTTAR PRADESH, ANDAMAN AND NICOBAR ISLANDS, CHANDIGARH, DADRA AND NAGAR HAVELI, DAMAN AND DIU, LAKSHADWEEP

Good:(Between 80% to 90% targets)

CHHATISGARH, WEST BENGAL

Functional Anganwadis (Cumulative)

% Achievement of Target
During April-December, 2011

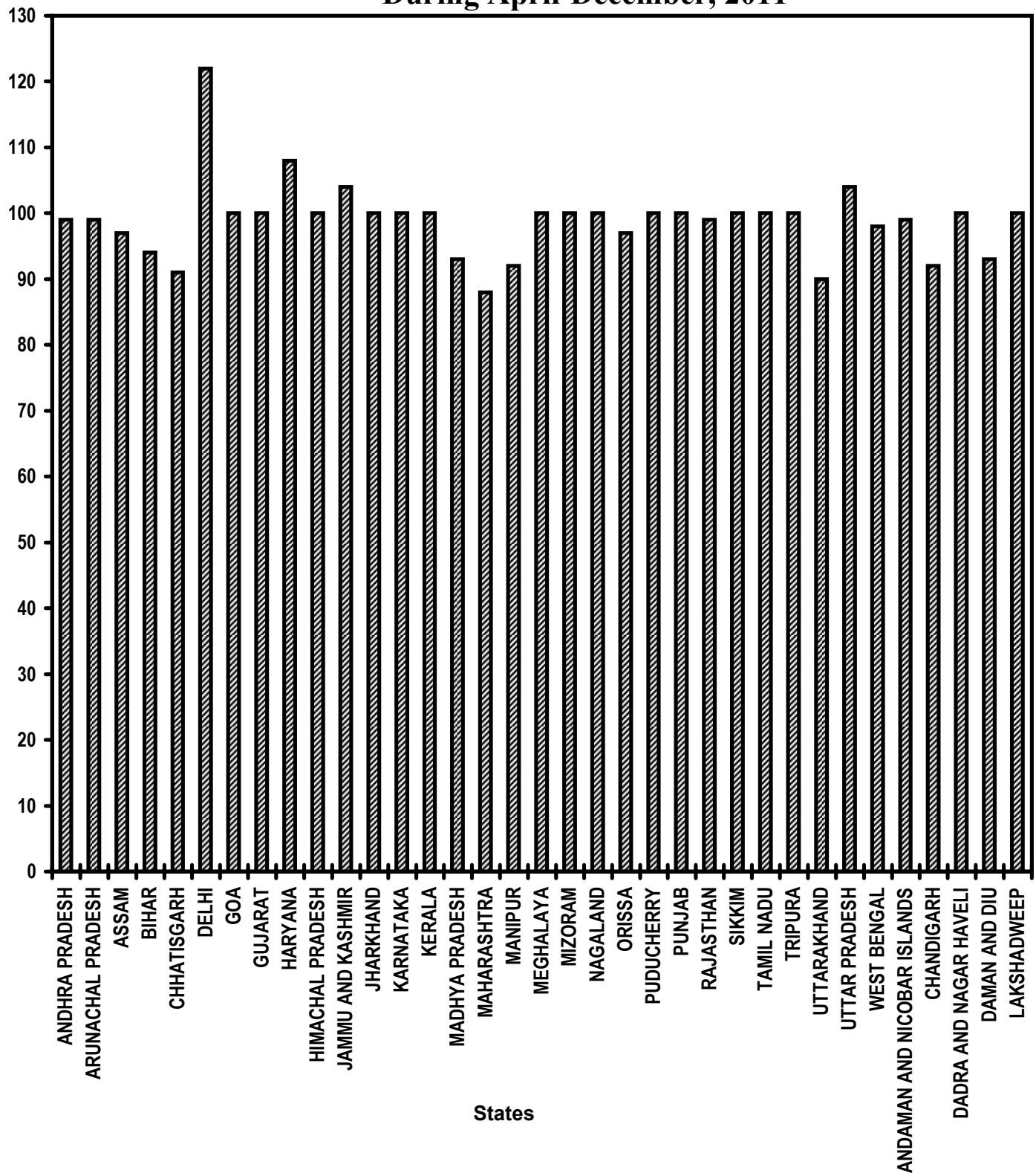


Table - 14

Functional Anganwadis
Anganwadis Functional (Cumulative)
(Unit: Number)

Sl. No.	State/UT Name	Target		Achievement April,2011-December,2011	Percent Achievement April,2011-December,2011
		2011-2012	April,2011-December,2011		
(1)	(2)	(3)	(4)	(5)	(5)/(4)
1	ANDHRA PRADESH	87,004	87,004	85,946	99
2	ARUNACHAL PRADESH	6,117	6,117	6,028	99
3	ASSAM	58,572	58,572	56,681	97
4	BIHAR	85,502	85,502	80,211	94
5	CHHATISGARH	50,501	50,501	46,026	91
6	DELHI	8,651	8,651	10,560	122
7	GOA	1,260	1,260	1,261	100
8	GUJARAT	49,935	49,935	50,138	100
9	HARYANA	23,247	23,247	25,131	108
10	HIMACHAL PRADESH	18,612	18,612	18,529	100
11	JAMMU AND KASHMIR	27,046	27,046	28,257	104
12	JHARKHAND	38,236	38,236	38,310	100
13	KARNATAKA	63,371	63,371	63,376	100
14	KERALA	33,066	33,066	33,082	100
15	MADHYA PRADESH	90,999	90,999	84,654	93
16	MAHARASHTRA	1,08,146	1,08,146	95,055	88
17	MANIPUR	10,615	10,615	9,795	92
18	MEGHALAYA	5,113	5,113	5,114	100
19	MIZORAM	1,980	1,980	1,980	100
20	NAGALAND	3,455	3,455	3,455	100
21	ORISSA	71,057	71,057	68,786	97
22	PUDUCHERRY	788	788	788	100
23	PUNJAB	26,656	26,656	26,656	100
24	RAJASTHAN	59,135	59,135	58,393	99
25	SIKKIM	1,200	1,200	1,205	100
26	TAMIL NADU	54,439	54,439	54,439	100
27	TRIPURA	9,906	9,906	9,906	100
28	UTTARAKHAND	19,223	19,223	17,293	90
29	UTTAR PRADESH	1,79,826	1,79,826	1,86,626	104
30	WEST BENGAL	1,13,999	1,13,999	1,11,724	98
31	ANDAMAN AND NICOBAR ISLANDS	707	707	699	99
32	CHANDIGARH	456	456	420	92
33	DADRA AND NAGAR HAVELI	267	267	267	100
34	DAMAN AND DIU	104	104	97	93
35	LAKSHADWEEP	107	107	107	100
Grand Total		13,09,298	13,09,298	12,80,995	98

Very Good:(90% or above of targets)

ANDHRA PRADESH, ARUNACHAL PRADESH, ASSAM, BIHAR, CHHATISGARH, DELHI, GOA, GUJARAT, HARYANA, HIMACHAL PRADESH, JAMMU AND KASHMIR, JHARKHAND, KARNATAKA, KERALA, MADHYA PRADESH, MANIPUR, MEGHALAYA, MIZORAM, NAGALAND, ORISSA, PUDUCHERRY, PUNJAB, RAJASTHAN, SIKKIM, TAMIL NADU, TRIPURA, UTTARAKHAND, UTTAR PRADESH, WEST BENGAL, ANDAMAN AND NICOBAR ISLANDS, CHANDIGARH, DADRA AND NAGAR HAVELI, DAMAN AND DIU, LAKSHADWEEP

Good:(Between 80% to 90% targets)

MAHARASHTRA

**No. of Urban poor families assisted
under Seven Point Charter
Poor Families Assisted
% Achievement of Target
During April-December, 2011**

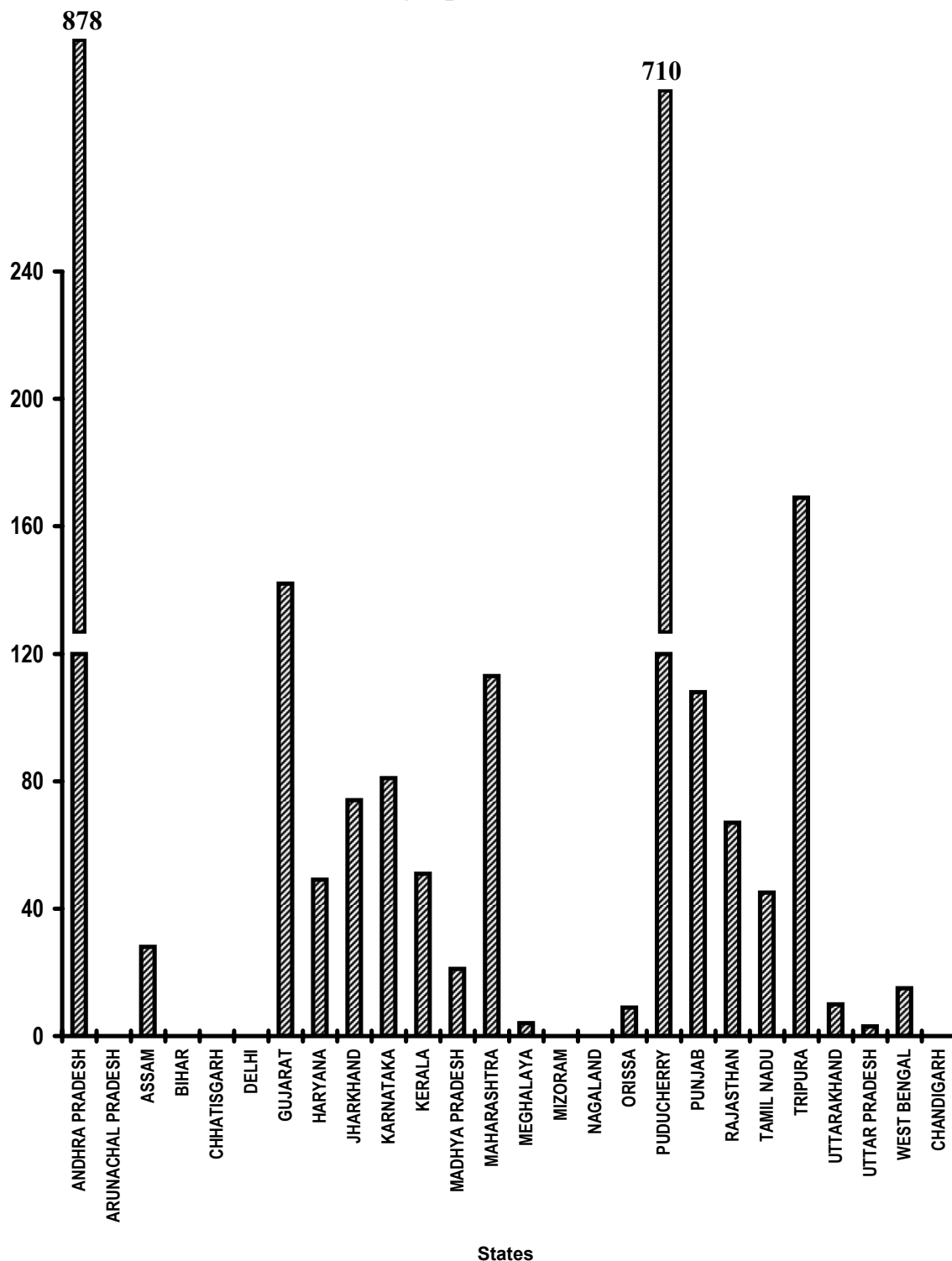


Table - 15

No. of Urban poor families assisted under Seven Point Charter

Poor Families Assisted

(Unit: Number)

Sl. No.	State/UT Name	Target		Achievement April,2011- December,2011	Percent Achievement April,2011- December,2011
		2011-2012	April,2011- December,2011		
(1)	(2)	(3)	(4)	(5)	(5)/(4)
1	ANDHRA PRADESH	60,000	45,000	3,95,184	878
2	ARUNACHAL PRADESH	375	282	0	0
3	ASSAM	6,000	4,500	1,268	28
4	BIHAR	12,000	9,000	0	0
5	CHHATISGARH	18,750	14,063	0	0
6	DELHI	30,000	22,500	0	0
7	GUJARAT	52,500	39,375	56,086	142
8	HARYANA	8,250	6,187	3,025	49
9	JHARKHAND	7,500	5,625	4,185	74
10	KARNATAKA	21,000	15,750	12,826	81
11	KERALA	22,500	16,875	8,604	51
12	MADHYA PRADESH	37,500	28,125	5,874	21
13	MAHARASHTRA	1,05,000	78,750	88,679	113
14	MEGHALAYA	900	675	28	4
15	MIZORAM	1,725	1,293	0	0
16	NAGALAND	3,000	2,250	0	0
17	ORISSA	8,700	6,525	598	9
18	PUDUCHERRY	1,800	1,350	9,580	710
19	PUNJAB	3,000	2,250	2,438	108
20	RAJASTHAN	33,000	24,750	16,665	67
21	TAMIL NADU	52,500	39,375	17,529	45
22	TRIPURA	1,500	1,125	1,897	169
23	UTTARAKHAND	4,500	3,375	352	10
24	UTTAR PRADESH	48,000	36,000	1,093	3
25	WEST BENGAL	52,500	39,375	6,059	15
26	CHANDIGARH	7,500	5,625	0	0
Grand Total		6,00,000	4,50,000	6,31,970	140

Very Good:(90% or above of targets)

ANDHRA PRADESH, GUJARAT, MAHARASHTRA, PUDUCHERRY, PUNJAB, TRIPURA

Good:(Between 80% to 90% targets)

KARNATAKA

Poor:(Below 80% of targets)

ARUNACHAL PRADESH, ASSAM, BIHAR, CHHATISGARH, DELHI, HARYANA, JHARKHAND, KERALA, MADHYA PRADESH, MEGHALAYA, MIZORAM, NAGALAND, ORISSA, RAJASTHAN, TAMIL NADU, UTTARAKHAND, UTTAR PRADESH, WEST BENGAL, CHANDIGARH

Afforestation (Public and Forest Lands)

Area Covered under Plantation

% Achievement of Target

During April-December, 2011

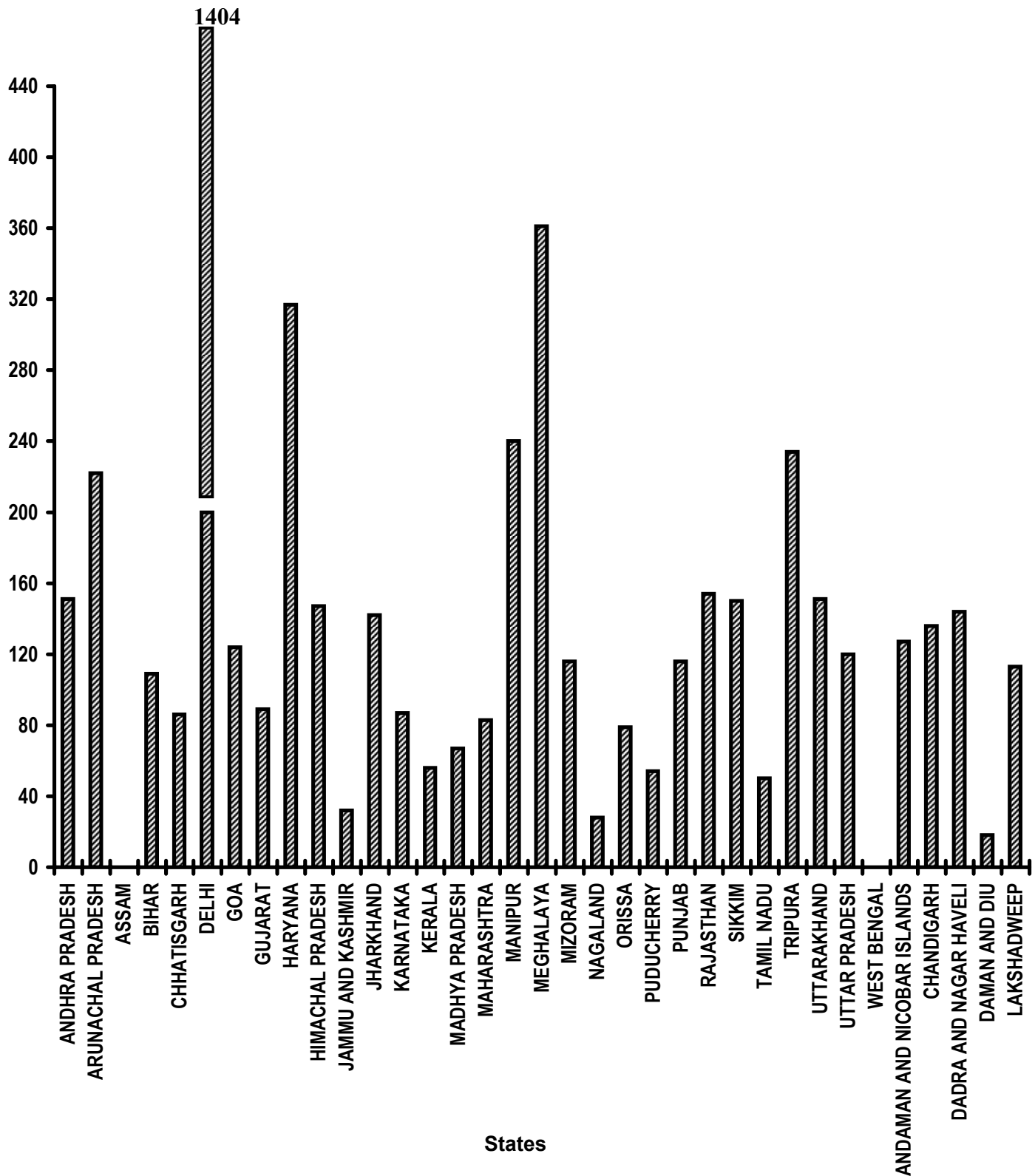


Table - 16(A)

**Afforestation (Public and Forest Lands)
Area Covered under Plantation
(Unit: Hectares)**

Sl. No.	State/UT Name	Target		Achievement April,2011- December,2011	Percent Achievement April,2011- December,2011
		2011-2012	April,2011- December,2011		
(1)	(2)	(3)	(4)	(5)	(5)/(4)
1	ANDHRA PRADESH	3,12,000	2,34,000	3,53,567	151
2	ARUNACHAL PRADESH	6,500	4,875	10,817	222
3	ASSAM	9,500	7,125	0	0
4	BIHAR	25,000	18,750	20,360	109
5	CHHATISGARH	78,000	58,500	50,412	86
6	DELHI	105	78	1,095	1,404
7	GOA	500	375	465	124
8	GUJARAT	1,37,500	1,03,125	91,653	89
9	HARYANA	24,000	18,000	57,124	317
10	HIMACHAL PRADESH	20,000	17,800	26,123	147
11	JAMMU AND KASHMIR	28,000	20,998	6,658	32
12	JHARKHAND	30,000	22,500	31,894	142
13	KARNATAKA	1,00,000	74,998	65,487	87
14	KERALA	9,000	6,750	3,796	56
15	MADHYA PRADESH	2,10,000	1,57,500	1,04,947	67
16	MAHARASHTRA	1,80,000	1,35,000	1,11,854	83
17	MANIPUR	10,000	7,500	17,997	240
18	MEGHALAYA	2,500	1,875	6,765	361
19	MIZORAM	5,500	4,125	4,775	116
20	NAGALAND	5,000	3,750	1,047	28
21	ORISSA	2,15,000	1,61,250	1,27,242	79
22	PUDUCHERRY	75	56	30	54
23	PUNJAB	8,000	6,000	6,965	116
24	RAJASTHAN	60,000	45,000	69,230	154
25	SIKKIM	6,000	4,500	6,739	150
26	TAMIL NADU	1,18,500	88,875	44,581	50
27	TRIPURA	13,000	9,750	22,835	234
28	UTTARAKHAND	20,000	15,000	22,676	151
29	UTTAR PRADESH	90,000	67,500	81,154	120
30	WEST BENGAL	20,000	15,000	0	0
31	ANDAMAN AND NICOBAR ISLANDS	1,300	975	1,237	127
32	CHANDIGARH	300	225	306	136
33	DADRA AND NAGAR HAVELI	250	187	269	144
34	DAMAN AND DIU	30	22	4	18
35	LAKSHADWEEP	20	15	17	113
Grand Total		17,45,580	13,11,979	13,50,121	103

Very Good:(90% or above of targets)

ANDHRA PRADESH, ARUNACHAL PRADESH, BIHAR, DELHI, GOA, HARYANA, HIMACHAL PRADESH, JHARKHAND, MANIPUR, MEGHALAYA, MIZORAM, PUNJAB, RAJASTHAN, SIKKIM, TRIPURA, UTTARAKHAND, UTTAR PRADESH, ANDAMAN AND NICOBAR ISLANDS, CHANDIGARH, DADRA AND NAGAR HAVELI, LAKSHADWEEP

Good:(Between 80% to 90% targets)

CHHATISGARH, GUJARAT, KARNATAKA, MAHARASHTRA

Poor:(Below 80% of targets)

ASSAM, JAMMU AND KASHMIR, KERALA, MADHYA PRADESH, NAGALAND, ORISSA, PUDUCHERRY, TAMIL NADU, WEST BENGAL, DAMAN AND DIU

Afforestation (Public and Forest Lands)

Seedlings planted
% Achievement of Target
During April-December, 2011

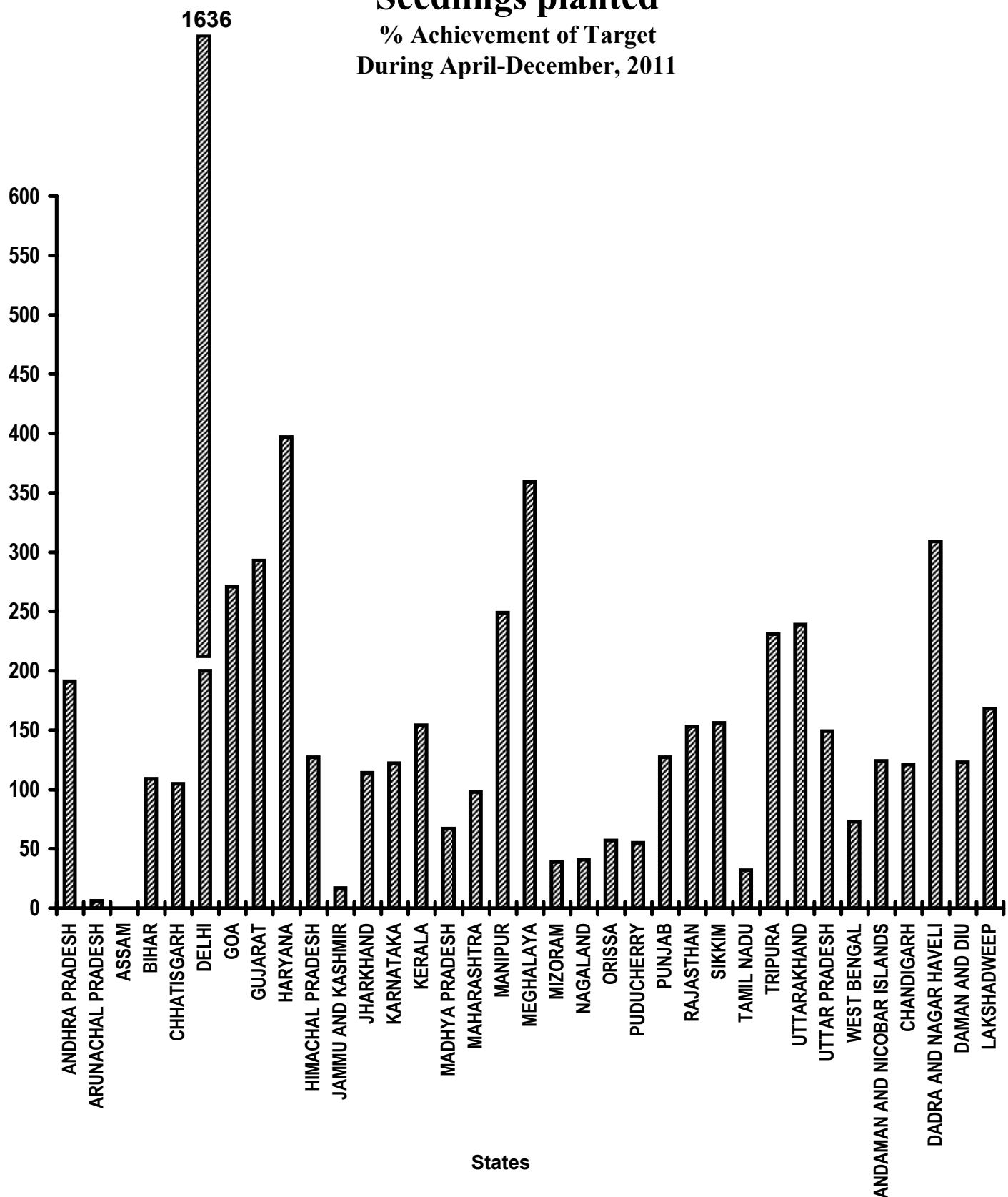


Table - 16(B)

Afforestation (Public and Forest Lands)

Seedlings planted

(Unit: Number)

Sl. No.	State/UT Name	Target		Achievement April,2011-December,2011	Percent Achievement April,2011-December,2011
		2011-2012	April,2011-December,2011		
(1)	(2)	(3)	(4)	(5)	(5)/(4)
1	ANDHRA PRADESH	20,28,00,000	15,21,00,000	29,09,00,000	191
2	ARUNACHAL PRADESH	42,25,000	31,68,750	2,04,542	6
3	ASSAM	61,75,000	46,31,250	0	0
4	BIHAR	1,62,50,000	1,21,87,500	1,32,33,000	109
5	CHHATISGARH	5,07,00,000	3,80,25,000	4,00,71,000	105
6	DELHI	68,000	51,000	8,34,485	1,636
7	GOA	3,25,000	2,43,750	6,60,000	271
8	GUJARAT	8,93,75,000	6,70,31,250	19,62,06,000	293
9	HARYANA	1,56,00,000	1,17,00,000	4,65,00,000	397
10	HIMACHAL PRADESH	1,30,00,063	1,15,73,313	1,47,17,000	127
11	JAMMU AND KASHMIR	1,82,00,000	1,36,50,003	22,66,334	17
12	JHARKHAND	1,95,00,000	1,46,25,000	1,66,11,575	114
13	KARNATAKA	6,50,00,000	4,87,50,003	5,93,34,000	122
14	KERALA	58,50,000	43,87,500	67,54,121	154
15	MADHYA PRADESH	13,65,00,000	10,23,75,000	6,82,16,000	67
16	MAHARASHTRA	11,70,00,000	8,77,50,000	8,60,17,000	98
17	MANIPUR	65,00,000	48,75,000	1,21,17,667	249
18	MEGHALAYA	16,25,000	12,18,750	43,77,726	359
19	MIZORAM	35,75,000	26,81,250	10,48,345	39
20	NAGALAND	32,50,000	24,37,500	10,09,300	41
21	ORISSA	13,97,50,000	10,48,12,500	5,96,71,615	57
22	PUDUCHERRY	49,000	36,750	20,270	55
23	PUNJAB	52,00,000	39,00,000	49,43,000	127
24	RAJASTHAN	3,00,00,000	2,25,00,000	3,43,61,000	153
25	SIKKIM	39,00,000	29,25,000	45,68,005	156
26	TAMIL NADU	7,70,25,000	5,77,68,750	1,85,75,528	32
27	TRIPURA	84,50,000	63,37,500	1,46,42,100	231
28	UTTARAKHAND	1,30,00,000	97,50,000	2,33,34,000	239
29	UTTAR PRADESH	5,85,00,000	4,38,75,000	6,55,33,649	149
30	WEST BENGAL	1,30,00,000	97,50,000	71,52,000	73
31	ANDAMAN AND NICOBAR ISLANDS	8,45,000	6,33,750	7,82,836	124
32	CHANDIGARH	1,95,000	1,46,250	1,77,151	121
33	DADRA AND NAGAR HAVELI	1,63,000	1,22,250	3,78,000	309
34	DAMAN AND DIU	20,000	15,003	18,442	123
35	LAKSHADWEEP	13,000	9,750	16,356	168
Grand Total		1,12,56,28,063	84,60,44,322	1,09,52,52,047	129

Very Good:(90% or above of targets)

ANDHRA PRADESH, BIHAR, CHHATISGARH, DELHI, GOA, GUJARAT, HARYANA, HIMACHAL PRADESH, JHARKHAND, KARNATAKA, KERALA, MAHARASHTRA, MANIPUR, MEGHALAYA, PUNJAB, RAJASTHAN, SIKKIM, TRIPURA, UTTARAKHAND, UTTAR PRADESH, ANDAMAN AND NICOBAR ISLANDS, CHANDIGARH, DADRA AND NAGAR HAVELI, DAMAN AND DIU, LAKSHADWEEP

Poor:(Below 80% of targets)

ARUNACHAL PRADESH, ASSAM, JAMMU AND KASHMIR, MADHYA PRADESH, MIZORAM, NAGALAND, ORISSA, PUDUCHERRY, TAMIL NADU, WEST BENGAL

Rural Roads - PMGSY

Length of Road Constructed

% Achievement of Target

During April-December, 2011

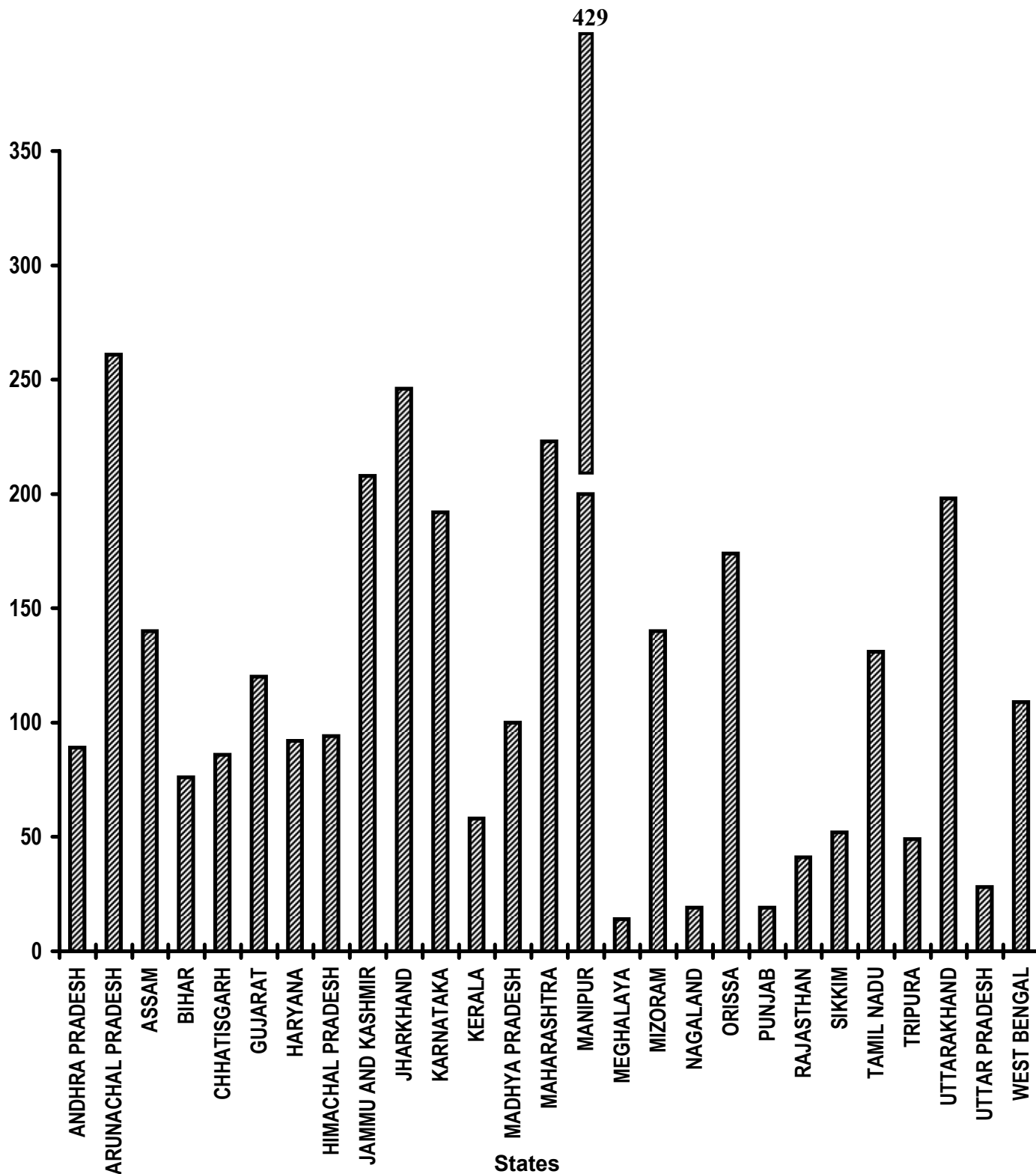


Table - 17

Rural Roads - PMGSY
Length of Road Constructed
(Unit: Kilometer)

Sl. No.	State/UT Name	Target		Achievement April,2011- December,2011	Percent Achievement April,2011- December,2011
		2011-2012	April,2011- December,2011		
(1)	(2)	(3)	(4)	(5)	(5)/(4)
1	ANDHRA PRADESH	1,925	962	853	89
2	ARUNACHAL PRADESH	196	98	256 *	261
3	ASSAM	1,224	612	854	140
4	BIHAR	6,000	3,000	2,272	76
5	CHHATISGARH	1,500	750	645	86
6	GUJARAT	728	364	435	120
7	HARYANA	292	146	134	92
8	HIMACHAL PRADESH	750	375	353	94
9	JAMMU AND KASHMIR	750	375	781	208
10	JHARKHAND	1,005	502	1,235	246
11	KARNATAKA	1,204	602	1,153	192
12	KERALA	446	223	129	58
13	MADHYA PRADESH	3,719	1,860	1,857	100
14	MAHARASHTRA	1,700	850	1,898	223
15	MANIPUR	150	75	322	429
16	MEGHALAYA	100	50	7	14
17	MIZORAM	100	50	70 *	140
18	NAGALAND	200	100	19 *	19
19	ORISSA	2,400	1,200	2,086	174
20	PUNJAB	593	296	55	19
21	RAJASTHAN	1,795	898	370	41
22	SIKKIM	154	77	40	52
23	TAMIL NADU	1,058	530	694	131
24	TRIPURA	314	157	77	49
25	UTTARAKHAND	350	175	347	198
26	UTTAR PRADESH	3,000	1,500	419	28
27	WEST BENGAL	1,347	673	734	109
Grand Total		33,000	16,500	18,095	110

Very Good:(90% or above of targets)

ARUNACHAL PRADESH, ASSAM, GUJARAT, HARYANA, HIMACHAL PRADESH, JAMMU AND KASHMIR, JHARKHAND, KARNATAKA, MADHYA PRADESH, MAHARASHTRA, MANIPUR, MIZORAM, ORISSA, TAMIL NADU, UTTARAKHAND, WEST BENGAL

Good:(Between 80% to 90% targets)

ANDHRA PRADESH, CHHATISGARH

Poor:(Below 80% of targets)

BIHAR, KERALA, MEGHALAYA, NAGALAND, PUNJAB, RAJASTHAN, SIKKIM, TRIPURA, UTTAR PRADESH

** Figures furnished by M/o Rural Development*

Rajiv Gandhi Grameen Vidyutikaran Yojana-RGGVY

Villages electrified
% Achievement of Target
During April-December, 2011

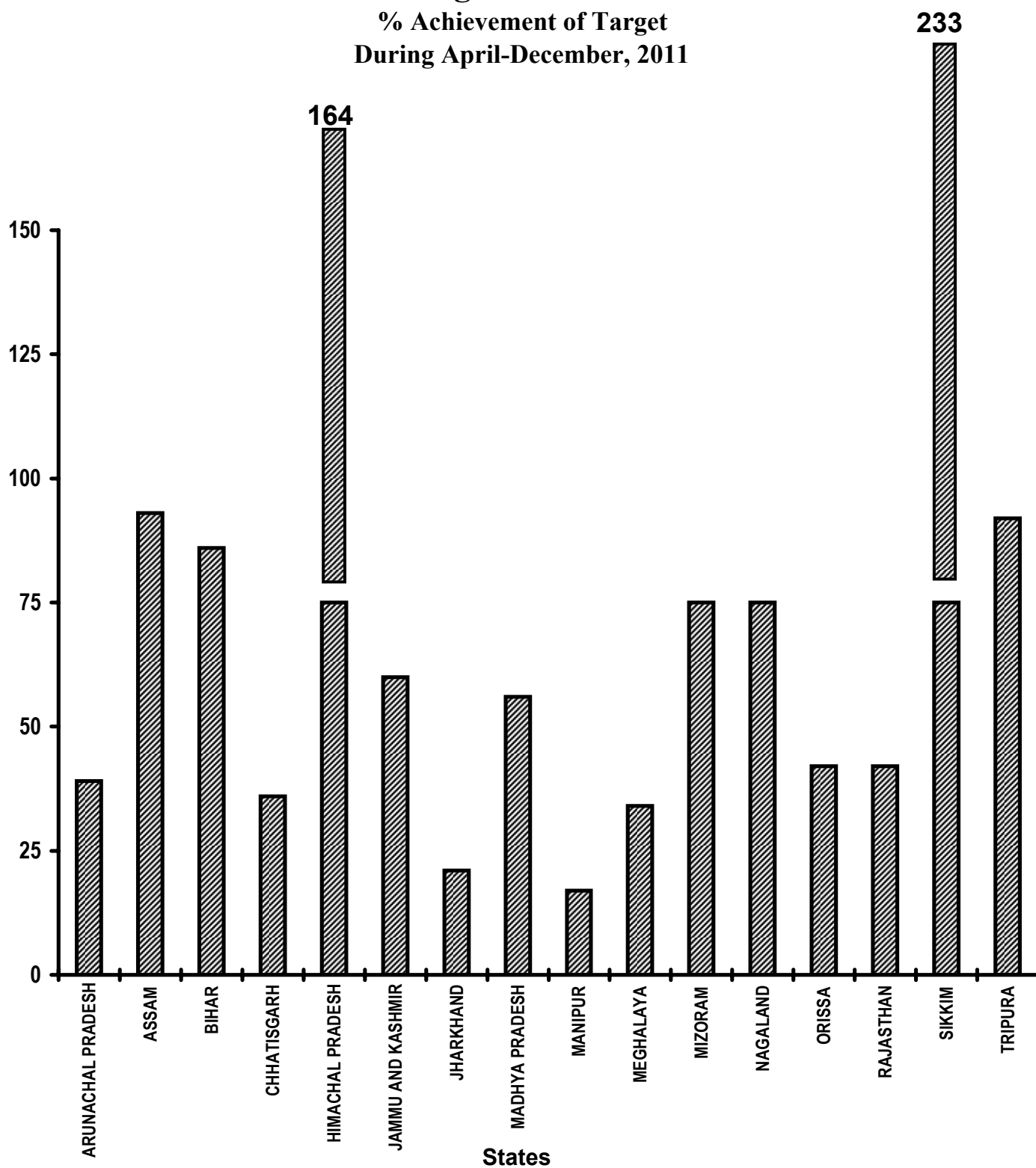


Table - 18

Rajiv Gandhi Grameen Vidyutikaran Yojana
Villages electrified
(Unit: Number)

Sl. No.	State/UT Name	Target		Achievement April,2011-December,2011	Percent Achievement April,2011-December,2011
		2011-2012	April,2011-December,2011		
(1)	(2)	(3)	(4)	(5)	(5)/(4)
1	ARUNACHAL PRADESH	1,450	924	358 *	39
2	ASSAM	2,062	1,317	1,231	93
3	BIHAR	2,230	1,428	# 1227	86
4	CHHATISGARH	901	582	212 *	36
5	HIMACHAL PRADESH	54	33	54	164
6	JAMMU AND KASHMIR	136	87	52	60
7	JHARKHAND	2,141	1,368	286 *	21
8	MADHYA PRADESH	492	315	177 *	56
9	MANIPUR	591	378	66 *	17
10	MEGHALAYA	1,616	1,032	354 *	34
11	MIZORAM	81	51	38 *	75
12	NAGALAND	38	24	18	75
13	ORISSA	2,174	1,422	593	42
14	RAJASTHAN	418	264	111	42
15	SIKKIM	5	3	7	233
16	TRIPURA	82	51	47	92
Grand Total		14,471	9,279	4,831	52

Very Good:(90% or above of targets)

ASSAM, HIMACHAL PRADESH, SIKKIM, TRIPURA

Good:(Between 80% to 90% targets)

BIHAR

Poor:(Below 80% of targets)

ARUNACHAL PRADESH, CHHATISGARH, JAMMU AND KASHMIR, JHARKHAND, MADHYA PRADESH, MANIPUR, MEGHALAYA, MIZORAM, NAGALAND, ORISSA, RAJASTHAN

* Figures taken from MIS of RGGVY (M/o Power)

Previous month's figure repeated due to wide variation

Energising Pump sets

Pumps sets energized

% Achievement of Target
During April-December, 2011

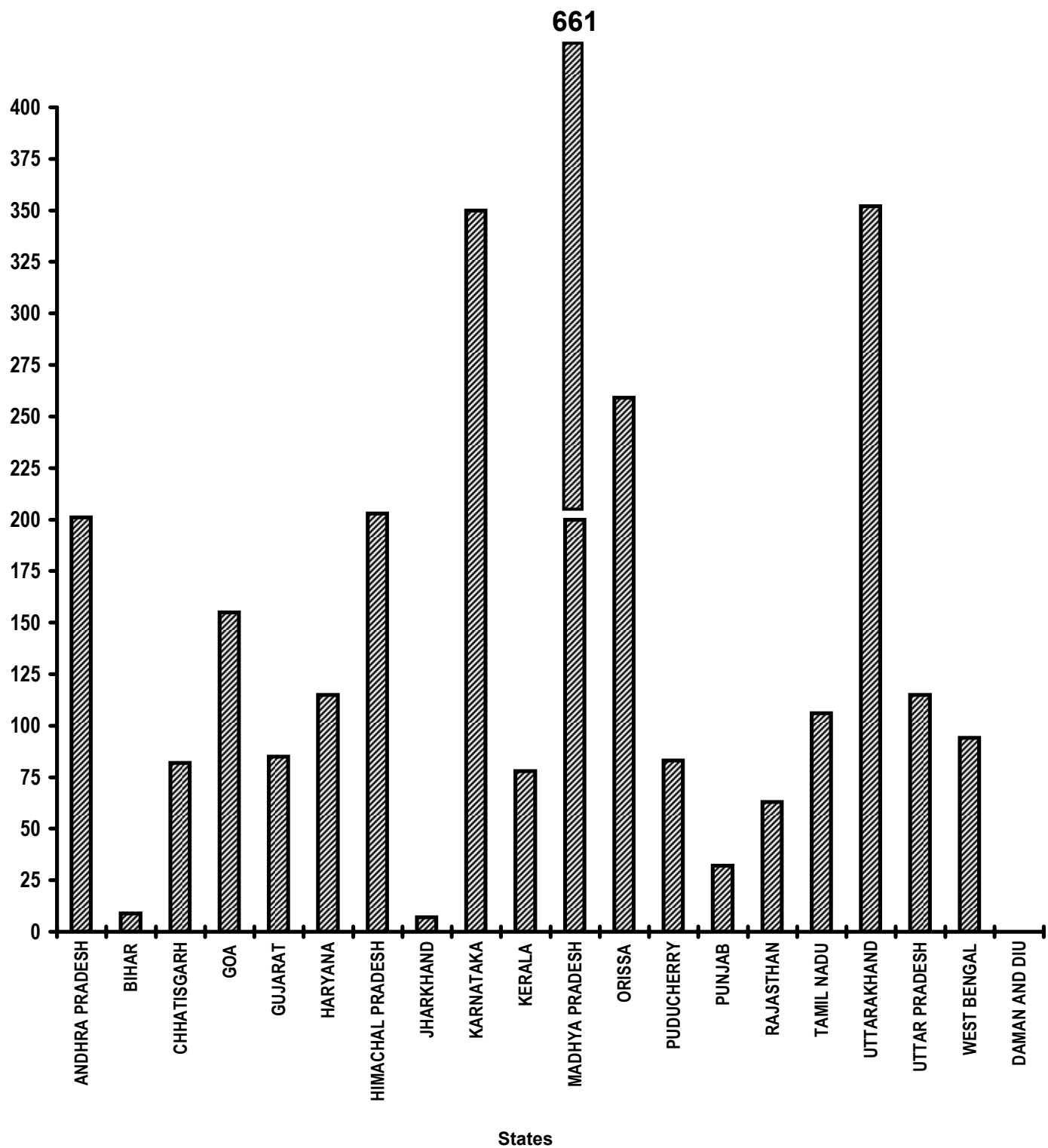


Table - 19

Energising pump sets
Pumps sets energized
(Unit: Number)

Sl. No.	State/UT Name	Target		Achievement April,2011-December,2011	Percent Achievement April,2011-December,2011
		2011-2012	April,2011-December,2011		
(1)	(2)	(3)	(4)	(5)	(5)/(4)
1	ANDHRA PRADESH	50,000	37,500	75,300	201
2	BIHAR	2,764	2,073	187	9
3	CHHATISGARH	20,000	15,000	12,270	82
4	GOA	100	75	116	155
5	GUJARAT	25,000	18,750	16,007	85
6	HARYANA	19,000	14,250	16,434	115
7	HIMACHAL PRADESH*	760	568	1,151	203
8	JHARKHAND	22,000	16,500	1,230	7
9	KARNATAKA*	25,400	19,050	66,722	350
10	KERALA	12,000	9,000	7,011	78
11	MADHYA PRADESH	17,237	12,927	85,455	661
12	ORISSA	1,190	892	2,309	259
13	PUDUCHERRY	25	18	15	83
14	PUNJAB*	60,000	45,000	14,435	32
15	RAJASTHAN	45,000	33,750	21,213	63
16	TAMIL NADU	15,000	11,250	11,977	106
17	UTTARAKHAND*	350	262	921	352
18	UTTAR PRADESH	22,058	16,543	18,953	115
19	WEST BENGAL*	422	315	296	94
20	DAMAN AND DIU	25	18	0	0
Grand Total		3,38,331	2,53,741	3,52,002	139

Very Good:(90% or above of targets)

ANDHRA PRADESH, GOA, HARYANA, HIMACHAL PRADESH, KARNATAKA, MADHYA PRADESH, ORISSA, TAMIL NADU, UTTARAKHAND, UTTAR PRADESH, WEST BENGAL

Good:(Between 80% to 90% targets)

CHHATISGARH, GUJARAT, PUDUCHERRY

Poor:(Below 80% of targets)

BIHAR, JHARKHAND, KERALA, PUNJAB, RAJASTHAN, DAMAN AND DIU

* Previous figures 2010-11 repeated due to non-availability of fresh targets from concerned nodal Ministry.

Supply of Electricity

Electricity supplied

% Achievement of Target

During April-December, 2011

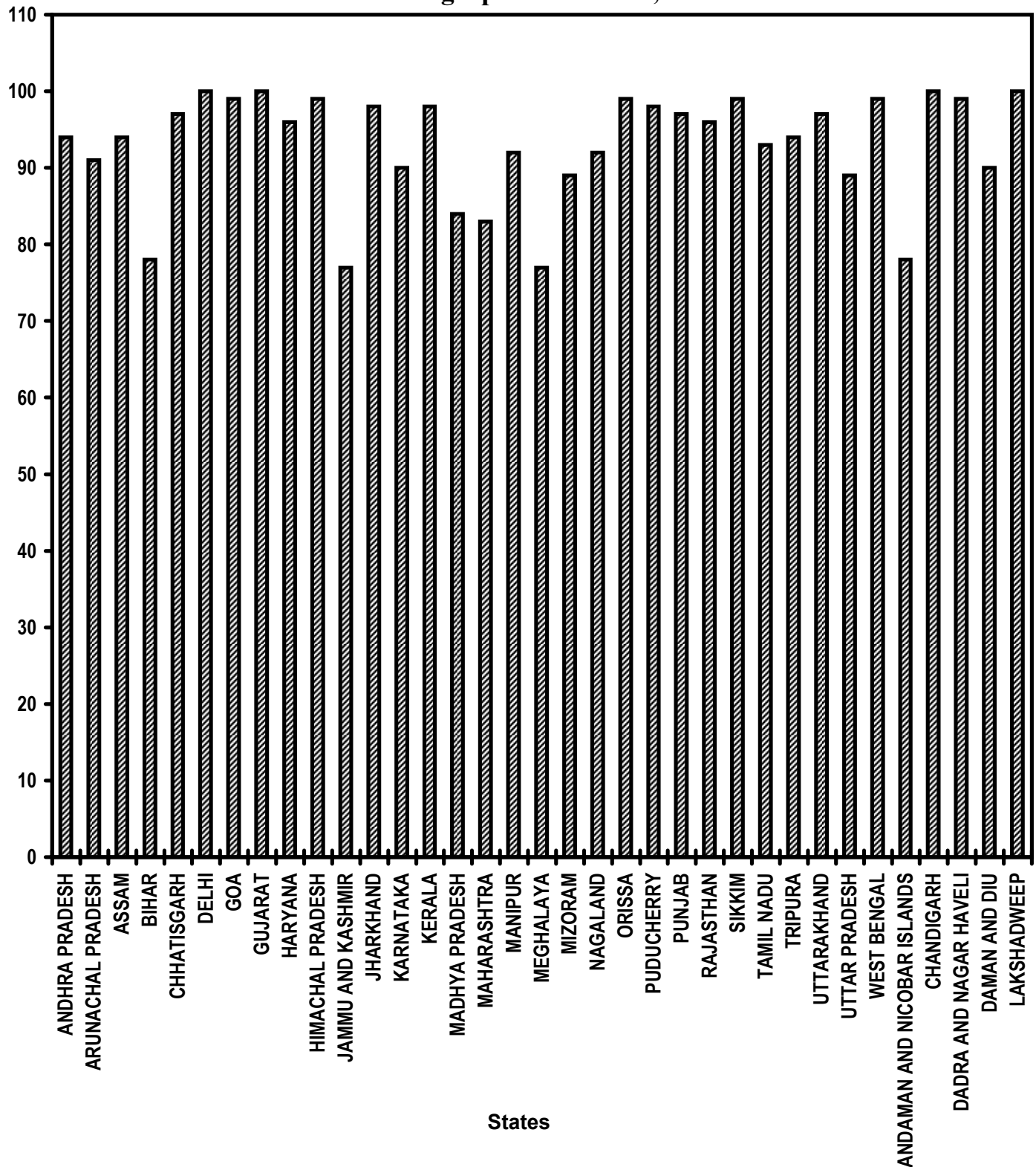


Table - 20

Supply of Electricity

Sl. No.	State/UT Name	Electricity demanded (Million Units) April,2011- December,2011	Electricity supplied (Million Units) April,2011- December,2011	Shortage observed (Million Units) April,2011- December,2011	Percentage of Electricity Supplied
(1)	(2)	(3)	(4)	(5)	(6)
1	ANDHRA PRADESH	66,692	62,409	4,283	94
2	ARUNACHAL PRADESH	447	409	38	91
3	ASSAM	4,637	4,380	257	94
4	BIHAR	10,603	8,281	2,322	78
5	CHHATISGARH	11,020	10,686	334	97
6	DELHI	21,375	21,310	65	100
7	GOA	2,289	2,263	26	99
8	GUJARAT	55,919	55,705	214	100
9	HARYANA	28,275	27,058	1,217	96
10	HIMACHAL PRADESH	6,066	5,981	85	99
11	JAMMU AND KASHMIR	10,280	7,912	2,368	77
12	JHARKHAND	4,575	4,465	110	98
13	KARNATAKA	43,018	38,628	4,390	90
14	KERALA	14,541	14,256	285	98
15	MADHYA PRADESH	35,680	30,106	5,574	84
16	MAHARASHTRA	1,04,886	87,031	17,855	83
17	MANIPUR	437	400	37	92
18	MEGHALAYA	1,447	1,107	340	77
19	MIZORAM	296	264	32	89
20	NAGALAND	437	400	37	92
21	ORISSA	17,078	16,959	119	99
22	PUDUCHERRY	1,653	1,628	25	98
23	PUNJAB	36,097	34,921	1,176	97
24	RAJASTHAN	36,758	35,288	1,470	96
25	SIKKIM	276	272	4	99
26	TAMIL NADU	63,651	59,194	4,457	93
27	TRIPURA	723	683	40	94
28	UTTARAKHAND	7,793	7,561	232	97
29	UTTAR PRADESH	60,585	53,911	6,674	89
30	WEST BENGAL	29,214	28,895	319	99
31	ANDAMAN AND NICOBAR ISLANDS	181	141	40	78
32	CHANDIGARH	1,244	1,240	4	100
33	DADRA AND NAGAR HAVELI	3,330	3,300	30	99
34	DAMAN AND DIU	1,636	1,466	170	90
35	LAKSHADWEEP	28	28	0	100
Grand Total		6,83,167	6,28,538	54,629	92

Very Good:(90% or above of targets)

ANDHRA PRADESH, ARUNACHAL PRADESH, ASSAM, CHHATISGARH, DELHI, GOA, GUJARAT, HARYANA, HIMACHAL PRADESH, JHARKHAND, KARNATAKA, KERALA, MANIPUR, NAGALAND, ORISSA, PUDUCHERRY, PUNJAB, RAJASTHAN, SIKKIM, TAMIL NADU, TRIPURA, UTTARAKHAND, WEST BENGAL, CHANDIGARH, DADRA AND NAGAR HAVELI, DAMAN AND DIU, LAKSHADWEEP

Good:(Between 80% to 90% targets)

MADHYA PRADESH, MAHARASHTRA, MIZORAM, UTTAR PRADESH

Poor:(Below 80% of targets)

BIHAR, JAMMU AND KASHMIR, MEGHALAYA, ANDAMAN AND NICOBAR ISLANDS

LIST OF ITEMS COVERED UNDER (TPP) - 2006

Point No.	Item No.	Name of the Points/Items
I.		Garibi Hatao [Poverty Eradication]
		Rural Areas
	1.	Employment generation under the <i>Mahatma Gandhi National Rural Employment Guarantee Act (MGNREGA)</i>
	2.	Swaranjayanti Gram Swarajgar Yojana (SGSY)
	3.	Rural Business Hubs in Partnership with Panchayats
	4.	Self help Groups
		Urban Areas
	5.	Swaranjayanti Shehari Rojgar Yojana
II.		Jan Shakti (Power to People)
	6.	Local Self Government (Panchayati Raj and Urban Local Bodies) <ul style="list-style-type: none"> - Activity Mapping for devolution of functions - Budget Flow of Funds - Assignment of Functionaries
	7.	Quick and Inexpensive Justice – Gram Nyayalayas and Nyaya Panchayats.
	8.	District Planning Committees.
III.		Kisan Mitra [Support to Farmers]
	9.	Water shed development
	10.	Marketing and infrastructural support to farmers
	11.	Irrigation facilities (including minor and micro irrigation) for agriculture
	12.	Credit to farmers
	13.	Distribution of waste land to the landless
IV.		Shramik Kalyan [Labour Welfare]
	14.	Social Security for Agricultural and Unorganised Labour
	15.	Minimum Wages Enforcement (including Farm Labour)
	16.	Prevention of Child Labour
	17.	Welfare of Women Labour
V.		Khadya Suraksha [Food Security]
	18.	<i>Food Security:</i> <ul style="list-style-type: none"> (i) Targeted Public Distribution system, (ii) Antyodaya Anna Yojana, (iii) Establishing Grain banks in chronically food scarcity areas
VI.		Subke Liye Aawas [Housing for All]
	19	Rural Housing - Indira Awaas Yojana
	20.	EWS/LIG Houses in Urban Areas

Contd.....

Point No.	Item No.	Name of the Points/Items
VII.		Shudh Peya Jal [Clean Drinking Water]
	21.	Rural Areas. - National Rural Drinking Water Programme-(<i>NRDWP</i>)
	22.	Urban Areas: - Accelerated Urban Water Supply Programme
VIII.		Jan Jan Ka Swasthya [Health for All]
	23.	Control and prevention of major diseases: (a) HIV/AIDS (b) TB (c) Malaria (d) Leprosy (e) Blindness
	24.	National Rural Health Mission
	25.	Immunisation of Children
	26.	Sanitation Programme in - Rural Areas - Urban areas
	27.	Institutional Delivery
	28.	Prevention of Female Foeticide
	29.	Supplementary nutrition for Mothers and Children
	30.	Two Child norms
IX.		Sabke Liye Shiksha [Education for All]
	31.	Sarv Shiksha Abhiyan - Compulsory Elementary Education
	32.	Mid Day Meal Scheme
X.		Anusuchit Jaati, Jan Jaati, Alp-sankhyak evam Anya Pichhra Varg Kalyan [Welfare of Scheduled Castes, Scheduled Tribes, Minorities and OBCs]
	33.	SC Families Assisted
	34.	Rehabilitation of Scavengers
	35.	ST Families Assisted
	36.	Rights of Forest dwellers – Owners of minor forest produce
	37.	Particularly Vulnerable Tribal Groups (PTGs)
	38.	No alienation of Tribal lands
	39.	Implementation of Panchayats (Extension to Scheduled Areas) Act [PESA]
	40.	Welfare of Minorities
	41.	Professional education among all minority communities
	42.	Reservation of OBCs in - Education - Employment
XI.		Mahila Kalyan [Women Welfare]
	43.	Financial Assistance for Women Welfare
	44.	Improved participation of women in (a) Panchayats (b) Municipalities (c) State Legislatures (d) Parliament

Contd.....

Point No.	Item No.	Name of the Points/Items
XII.		Bal Kalyan (Child Welfare)
	45.	Universalisation of ICDS Scheme
	46.	Functional Anganwadis
XIII.		Yuva Vikas [Youth Development]
	47.	Sports for all in Rural and Urban areas
	48.	Rashtriya Sadbhavana Yojana
	49.	National Service Scheme (NSS)
XIV.		Basti Sudhar [Improvement of Slums]
	50.	Number of Urban poor families assisted under seven point charter viz. land tenure, housing at affordable cost, water, sanitation, health, education, and social security.
XV.		Paryavaran Sanrakshan evam Van Vridhi [Environment Protection and Afforestation]
	51.	Afforestation (a) Area Covered under Plantation on - Public and Forest Lands (b) Number of Seedlings planted on -Public and Forest Lands
	52.	Prevention of pollution of Rivers and water bodies
	53.	Solid and liquid waste management in - Rural Areas - Urban Areas
XVI.		Samajik Suraksha [Social Security]
	54.	Rehabilitation of handicapped and orphans.
	55.	Welfare of the aged
XVII.		Grameen Sadak [Rural Roads]
	56.	Rural Roads - PMGSY
XVIII.		Grameen Oorja [Energization of Rural Area]
	57.	Bio-diesel Production
	58.	Rajiv Gandhi Grameen Vidyutikaran Yojana
	59.	Renewable Energy
	60.	Energising Pump sets
	61.	Supply of Electricity
	62.	Supply of Kerosene and LPG
XIX.		Pichhara Kshetra Vikas [Development of Backward Areas]
	63.	Backward Regions Grants Fund (<i>BRGF</i>)
XX.		e- Shasan [IT enabled e-Governance]
	64.	Central and State Governments
	65.	Panchayats and Municipalities

ABBREVIATIONS USED

AAY	Antyodaya Anna Yojana
ARWSP	Accelerated Rural Water Supply Programme
DDRS	Deen Dayal Rehabilitation Scheme
EWS	Economically Weaker Section
IAY	Indira Awaas Yojana
ICDS	Integrated Child Development Scheme
LIG	Low Income Group
MWE	Minimum Wages Enforcement
NC	Not Covered
NREGS	National Rural Employment Guarantee Scheme
PC	Partially Covered
PMGSY	Prime Minister Grameen Sadak Yojana
SC	Scheduled Caste
RGGVY	Rajiv Gandhi Grameen Vidyutikaran Yojana
SGRY	Sampoorna Grameen Rojgar yojana
SGSY	Swaranjayanati Gram Swarojgar Yojana
SHG	Self Help Groups
ST	Scheduled Tribe
TPDS	Targeted Public Distribution system