

**TWENTY POINT PROGRAMME-2006**  
**PROGRESS REPORT**  
**FOR**  
**APRIL 2011-FEBRUARY, 2012**



**GOVERNMENT OF INDIA**  
**MINISTRY OF STATISTICS AND PROGRAMME IMPLEMENTATION**  
**SARDAR PATEL BHAWAN, SANSAD MARG,**  
**NEW DELHI-110 001**

**Website: [www.mospi.gov.in](http://www.mospi.gov.in)**

# CONTENTS

	<b>Page No.</b>
I. Introduction	i
II. List of Twenty Points	ii
III. List of Monthly Monitored Items	iii
IV. Status of receipt of targets for Monthly Monitored items	iv
V. List of items /parameters identified for appraisal	vii
VI. List of items under TPP-2006 yet to be operationalised	viii

## PART-I Overall Performance Analysis

VII. Progress Report	1
VIII. Highlights of Performance	2
Table - A - All India Performance	6
Table- B - State-wise Performance	7
Table- C - State -wise and Item-wise Performance	12

## PART- II Performance Tables

<b>Table No.</b>	<b>Description of Item</b>	
1	Employment Generation - <i>MGNREG</i> Scheme	22
2(A)	Swaranjayanti Gram Swarojgar Yojana (SGSY)	23
2(B)	SC, ST, Women and Disabled Swarozgaries Assisted under SGSY	25
3(A)	SHGs Formed under SGSY	26
3(B)	SHGs to whom income generating activities provided	28
4(A)	Distribution of Waste Land to the Landless	29
4(B)	Waste Land Distributed to SC, ST and others	30
5(A)	Minimum Wages Enforcement (Including Farm Labour)	31
	(i) Inspections made (ii) Irregularities detected (iii) Irregularities rectified	
5(B)	Minimum Wages Enforcement (Including Farm Labour)	32
	(i) Claims Filed (ii) Claims Settled	
5(c)	Minimum Wages Enforcement (Including Farm Labour)	33
	(i) Prosecution cases pending (ii) Prosecution cases filed (iii) Prosecution cases decided	
6(A)	<i>Food Security</i> : Targeted Public Distribution System (TPDS) for AAY, APL & BPL,	34
6(B)	<i>Food Security</i> : TPDS only for Antyodaya Anna Yojana (AAY)	36
6(C)	<i>Food Security</i> : TPDS only for Below Poverty Line (BPL)	38
7	Rural Housing - Indira Awaas Yojana (IAY)	40

**Contd...**

<b>Table No.</b>	<b>Description of Item</b>	<b>Page No.</b>
8	EWS/LIG Houses in Urban Areas	42
9	<b><i>Rural Areas- National Rural Drinking Water Programme- (NRDWP)</i></b>	
9(A)	Coverage of Habitations (Partially Covered & Slipped back)	44
9(B)	Coverage of Water Quality Affected Habitations	46
10	Sanitation Programme in Rural Areas	48
11	Institutional Delivery	49
12	SC Families Assisted	50
13	Universalization of ICDS Scheme	52
14	Functional Anganwadis	54
15	No. of Urban Poor Families Assisted under Seven Point Charter	56
16(A)	Afforestation- Area Covered under Plantation- (Public and Forest Lands)	58
16(B)	<i>Afforestation:</i> Seedlings Planted – (Public and Forest Lands)	60
17	Rural Roads Constructed under (PMGSY)	62
18	Village Electrified under Rajiv Gandhi Grameen Vidyutikaran Yojana (RGGVY)	64
19	Energising Pump sets	66
20	Supply of Electricity	68
<b>Annexures</b>		
○	List of 65 items to be monitored under TPP-2006	Annexure – I 70-72
○	Abbreviations used	Annexure - II 73

# Twenty Point Programme – 2006

## An Introduction

The Twenty Point Programme (TPP) was launched by the Government of India in the year 1975 and restructured in 1982, 1986 and again in 2006. The restructured programme, known as Twenty Point Programme (TPP) – 2006, became operational with effect from 1<sup>st</sup> April, 2007. The Programme is meant to give a thrust to schemes relating to poverty alleviation, employment generation in rural areas, housing, education, family welfare & health, protection of environment and many other schemes having a bearing on the quality of life, especially in the rural areas.

2. The programmes and schemes under the TPP-2006 are in harmony with the priorities contained in the Millennium Development Goals (MDGs) of the United Nations and SAARC Social Charter. The original nomenclature, namely the Twenty Point Programme, which has been in existence for more than three decades and carries the stamp of familiarity among the people and administrative agencies, has been retained.

3. Twenty Point Programme (TPP) – 2006 originally consisted of 20 Points (*Appendix-1*) and 66 items being monitored individually by Central Nodal Ministries concerned. Up to 2007-08, out of 66 items, 22 items were monitored on monthly basis. From 1<sup>st</sup> April, 2008 *Sampoorna Grameen Rojgar Yojana* (SGRY) has been merged with another item namely “*National Rural Employment Guarantee Act*” which has now been renamed as *Mahatma Gandhi National Rural Employment Guarantee Act from 31<sup>st</sup> December, 2009* therefore, SGRY has been dropped from the list of 66 items and only 65 items are now monitored under TPP-2006 since 2008-09. The list of 65 items is enclosed at *Annexure-I*.

4. Out of 65 items, 20 items (information in respect of 16 items is being collected from various States/ UTs and for remaining 4 items from the concerned Central Nodal Ministries) are being monitored on monthly basis during the period 2011-12 against the targets fixed at the beginning of financial year by the central nodal Ministries and State Governments (*Appendix-2&3*). The remaining items under TPP-2006, are being monitored on annual basis as the information in respect of these items will be made available by the concerned Central Nodal Ministries only on annual basis. These 65 items consist of about 160 identified parameters, however for the purpose of monthly performance, 19 identified parameters have been taken (*Appendix-4*).

5. Some of the schemes/programmes are yet to be operationalised by the Central Nodal Ministries concerned. These items will be monitored only after the schemes concerning them come into existence and their frequency of monitoring will be decided later. The details of such items are available at *Appendix-5*.

6. The monitoring mechanism for TPP-2006 has been widened by including block level monitoring in addition to District, State and Central level monitoring. Most of the States/Union Territories have constituted the block, district and state level monitoring committees. At the Centre, the progress of individual items is monitored and reviewed by the Departments/Ministries concerned. The Ministry of Statistics & Programme Implementation (MOSPI) monitors the Programme/ schemes covered under TPP-2006 on the basis of performance report received from State Governments/UT Administrations and central nodal Ministries.

## **Twenty Point Programme – 2006**

### **List of Twenty Points**

1. Garibi Hatao [Poverty Eradication]
2. Jan Shakti [Power to People]
3. Kisan Mitra [Support to Farmers]
4. Shramik Kalyan [Labour Welfare]
5. Khadya Suraksha [Food Security ]
6. Subke Liye Aawas [Housing for All]
7. Shudh Peaya Jal [Clean Drinking Water]
8. Jan Jan Ka Swasthya [Health for All]
9. Sabke Liye Shiksha [Education for All]
10. Anusuchit Jaati, Jan Jaati, Alp-sankhyak evam Anya Pichhra  
Varg Kalyan [Welfare of Scheduled Castes, Scheduled Tribes,  
Minorities and OBCs]
11. Mahila Kalyan [Women Welfare]
12. Bal Kalyan [Child Welfare]
13. Yuva Vikas [Youth Development]
14. Basti Sudhar [Improvement of Slums]
15. Paryavaran Sanrakshan evam Van Vridhi  
[Environment Protection and Afforestation]
16. Samajik Suraksha [Social Security]
17. Grameen Sadak [Rural Roads]
18. Grameen Oorja [Energization of Rural Area]
19. Pichhara Kshetra Vikas [Development of Backward Areas]
20. e- Shasan [IT enabled e-Governance]

## **Twenty Point Programme – 2006**

### **Monthly Monitored Items**

1. Employment Generation under the *Mahatma Gandhi National Rural Employment Guarantee Scheme (MGNREGA)*
2. Swaranjayanti Gram Swarojgar Yojana (SGSY)
3. ***Self help Groups:***
  - (i) Self help Groups formed under SGSY
  - (ii) SHGs to whom income generating activities provided under SGSY
4. Distribution of Waste land to landless
5. Minimum Wages Enforcement (Including Farm Labour)
6. ***Food Security:***
  - (i) Targeted Public Distribution System (TPDS) for AAY, APL& BPL,
  - (ii) *TPDS* only for Antyodaya Anna Yojana (AAY)
  - (iii) *TPDS* only for Below Poverty Line (BPL)
7. Rural Housing for Indira Awaas Yojana (IAY)
8. EWS/LIG Houses in Urban Areas
9. ***Rural Areas-*** National Rural Drinking Water Programme- (NRDWP)
  - (i) Coverage of Habitations (Partially Covered & Slipped back)- (*NRDWP*)
  - (ii) Coverage of Water Quality Affected Habitations – (*NRDWP*)
10. Sanitation Programme in Rural Areas
11. Institutional Delivery
12. SC Families Assisted
13. Universalisation of ICDS Scheme
14. Functional Anganwadis
15. Number of Urban poor families assisted under seven point charter viz. land tenure, housing at affordable cost, water, sanitation, health, education, and social security.
16. ***Afforestation:***
  - (a) Area Covered under Plantation on - Public and Forest Lands
  - (b) Number of Seedlings planted on -Public and Forest Lands
17. Rural Roads constructed under Prime Minister Grameen Sadak Yojana (PMGSY)
18. Village Electrified under Rajiv Gandhi Grameen Vidyutikaran Yojana (RGGVY)
19. Energising Pump sets and
20. Supply of Electricity

**STATUS OF RECEIPT OF TARGETS FOR MONTHLY MONITORED ITEMS UNDER TPP-2006**

Item No.	Name of the item	Parameter	Parameters/ indicators	Whether State-wise targets fixed by the concerned Administrative Ministries	Whether targets have been received	Nodal Ministry
1	Employment Generation under the <i>Mahatma Gandhi National Rural Employment Guarantee Scheme</i>	-	(i) No. of job card issued (ii) Employment generated (iii) Wages given	Targets not fixed */ not supplied by Administrative Ministry	-	Ministry of Rural Development
2	Swaranjayanti Gram Swarojgar Yojana (SGSY)	1	<i>Individual Swarozgaries Assisted</i> (i) Total (ii) SC (iii) ST (iv) Women (v) Disabled person	Targets fixed & received from Administrative Ministry	Yes	-do-
3	Self help Groups	2	SHGs under SGSY - SHGs formed  - SHGs to whom income generating activities provided	Targets not fixed */ not supplied by Administrative Ministry Targets fixed & received from Administrative Ministry	- Yes	-do- -do-
4	Distribution of waste land to the landless	-	Waste Land Distributed (i) Total (ii) SC (iii) ST (iv) Others	Targets not fixed */ not supplied by Administrative Ministry	-	-d
5	<b>Minimum Wages Enforcement</b> (including Farm Labour)	-	(a) <i>Agriculture and Farm workers</i> (i) Inspections made (ii) Irregularities detected (iii) Irregularities rectified (iv) Claims filed (v) claims settled (vi) Prosecution cases pending (vii) Prosecution cases filed (viii) Prosecution cases decided (b) <i>others</i>	Targets not fixed */ not supplied by Administrative Ministry	-	Ministry of Labour & Employment

Item No.	Name of the item	Parameter	Parameters/ indicators	Whether State-wise targets fixed by the concerned Administrative Ministries	Whether targets have been received	Nodal Ministry
6	<b>Food Security:</b> (i) Targeted Public Distribution System (AAY+APL+BPL) (ii) Antyodaya Anna Yojana (AAY) (iii) Below Poverty Line (BPL)	3	Allocation of Food Grains to States/UTs	Targets fixed & received from Administrative Ministry	Yes	Ministry of Consumer Affairs, Food & Public Distribution
		4	Allocation of Food Grains to States/UTs	-do-	Yes	-do-
		5	Allocation of Food Grains to States/UTs	-do-	Yes	-do-
7	Rural Housing - Indira Awaas Yojana (IAY)	6	Houses Constructed	Targets fixed & received from Administrative Ministry	Yes	Ministry of Rural Development
8	EWS/LIG Houses in Urban Areas	7	Houses Constructed	Targets fixed & received from Administrative Ministry	Yes	M/o Housing and Urban Poverty Alleviation
9	<b>Rural Areas</b> - <i>National Rural Drinking Water Programme</i> -(NRDWP)	8	(i) Coverage of Habitations (Partially Covered & Slipped back)- (NRDWP)	Targets fixed & received from Administrative Ministry	Yes	Ministry of Drinking Water and Sanitation
		9	(ii) Coverage of water quality affected habitations – (NRDWP)	Targets fixed & received from Administrative Ministry	Yes	-do-
10.	Sanitation Programme in Rural Areas	-	Individual Household latrines constructed	Targets not fixed */ not supplied by Administrative Ministry	-	Ministry of Drinking Water and Sanitation
11.	Institutional Delivery	-	Delivery in Institutions	Targets not fixed */ not supplied by Administrative Ministry	-	Ministry of Health & Family Welfare
12.	SC Families Assisted	10	SC Families Assisted	Targets received from Administrative Ministry & yet to be finalized. **	Yes	M/o Social Justice and Empowerment
13.	Universalisation of ICDS Scheme	11	ICDS Blocks Operational (Cumulative)	Targets fixed & received from Administrative Ministry	Yes	Ministry of Women and Child Development

\*\* The matter yet to be finalized.



Item No.	Name of the item	Parameter	Parameters/ indicators	Whether State-wise targets fixed by the concerned Administrative Ministries	Whether targets have been received	Nodal Ministry
14.	Functional Anganwadis	12	Anganwadis Functional (cumulative)	Targets fixed & received from Administrative Ministry	Yes	Ministry of Women and Child Development
15.	Number of Urban poor families assisted under seven point charter viz. land tenure, housing at affordable cost, water, sanitation, health, education, and social security.	13	Poor Families Assisted	Targets fixed & received from Administrative Ministry	Yes	M/o Housing and Urban Poverty Alleviation
16	<b>Afforestation:</b> (a) Area Covered under Plantation on - Public and Forest Lands (b) Number of Seedlings planted on -Public and Forest Lands	14	(a) Area Covered under Plantation on - Public and Forest Lands	Targets fixed & received from Administrative Ministry	Yes	Ministry of Environment and Forest
		15	(b)Number of Seedlings	Targets fixed & received from Administrative Ministry	Yes	-do-
17.	Rural Roads – PMGSY	16	Length of Road Constructed	Targets fixed & received from Administrative Ministry	Yes	Ministry of Rural Development
18.	Rajiv Gandhi Grameen Vidyutikaran Yojana (RGGVY)	17	Villages electrified	Targets fixed & received from Administrative Ministry	Yes	Ministry of Power
19.	Energising Pump sets	18	Pumpsets Energised	Targets fixed & received from Administrative Ministry	Yes Targets of 12 States have been received so far	-do-
20	Supply of Electricity	19	Electricity demanded	Targets fixed & received from Administrative Ministry	Yes	-do-

*\* These items where Administrative Ministries have not fixed State-wise targets are not monitored for appraisal on monthly basis (only 19 parameters being monitored on monthly basis form the basis of State-wise appraisal) since these are monitored without fixing of targets with reference to actual achievements as these are demand driven based.*

## Twenty Point Programme – 2006

### Items/Parameters identified for appraisal

For the purpose of monthly appraisal, the performance of States under TPP-2006 is evaluated on the following 19 Parameters, contained in 15 Items and as per State/UT wise targets fixed by the Central Administrative Ministries.

Items	Para- meters	Description of Item
1	1	Total No. of Individual Swarozgaries Assisted under SGSY
2	2	SHGs to whom income generating activities provided under SGSY
3	-	<b>Food Security:</b>
	3	(i) Targeted Public Distribution System (TPDS) for AAY,APL&BPL,
	4	(ii) TPDS only for Antyodaya Anna Yojana (AAY)
	5	(iii) TPDS only for Below Poverty Line (BPL)
4	6	Rural Housing under Indira Awaas Yojana (IAY)
5	7	EWS/LIG Houses in Urban Areas
6	-	<b>Rural Areas: National Rural Drinking Water Programme -(NRDWP)</b>
	8	(i) Coverage of Habitations (Partially Covered & Slipped back)- (NRDWP)
	9	(ii) Coverage of Water Quality Affected Habitations – (NRDWP)
7	10	SC Family Assisted
8	11	Universalisation of ICDS Scheme
9	12	Functional Anganwadis
10.	13	Number of Urban poor families assisted under seven point charter viz. land tenure, housing at affordable cost, water, sanitation, health, education, and social security.
11	-	<b>Afforestation:</b>
	14	(i) Area Covered under Plantation on- Public and Forest Lands
	15	(ii) Number of Seedlings planted on- Public and Forest Lands
12	16	Rural Roads constructed under Prime Minister Grameen Sadak Yojana (PMGSY)
13	17	Village electrified under Rajiv Gandhi Grameen Vidyutikaran Yojana (RGGVY)
14	18	Energising Pump sets and
15	19	Supply of Electricity

**List of items where the concerned schemes are yet to be operationalised**

(i) ***Quick and inexpensive justice–Gram Nyayalayas and Nyaya Panchayats<sup>1</sup>***: Ministry of Panchayati Raj is consulting Central Ministries and States/UT Governments regarding draft bill on Nyaya Panchayats.

(ii) ***Sports for all in Rural and Urban Areas<sup>2</sup>***: The scheme titled “Nagar Palika Yuva Krida Aur Khel Abhiyan” for the development of sports infrastructure in urban areas is yet to be approved.

1. when operationalise will be monitored under Point No. 2 *Jan Shakti (Power to People)* (Item 6)
2. when operationalise will be monitored under Point No 13 *Yuva Vikas (Youth Development)* (Item 47)

# **PART - I**

**TWENTY POINT PROGRAMME - 2006**

**OVERALL PERFORMANCE ANALYSIS**

# Twenty Point Programme-2006

## Progress Report\* –(April, 2011-February, 2012)

This monthly progress report of Twenty Point Programme-2006 consists of two parts: **Part-I** contains an analysis of the overall performance, whereas **Part-II** deals with item-wise performance.

2. The report is compiled on the basis of data received from the Central Nodal Ministries and State Governments/UT Administrations. The data is received either through web enabled software developed by National Informatics Centre (NIC) Cell in this Ministry or through Fax/e-mail/post. The processing of data has been done in association with NIC Cell.

3. The analysis for the period **April, 2011-February, 2012** shows that the performance under **thirteen items/parameters** has been **‘Very Good’** (90% or above the targets). These items are:

- (i) Individual Swarozgaries Assisted under SGSY
- (ii) Seedlings Planted (Public and Forest Lands)
- (iii) Pump sets Energised
- (iv) SC Families Assisted
- (v) Urban Poor Families Assisted under Seven Point Charter
- (vi) SHGs Provided Income Generating Activities under SGSY
- (vii) *Food Security*: Targeted Public Distribution System (only for BPL)
- (viii) Anganwadis Functional (Cum.)
- (ix) ICDS Blocks Operational (Cum.)
- (x) *Food Security*: Targeted Public Distribution System (only for AAY)
- (xi) Road Constructed under Prime Minister Grameen Sadak Yojana (PMGSY)
- (xii) Area Covered under Plantation (Public and Forest Lands) and
- (xiii) Supply of Electricity

4 Performance (between 80% to 90% **of targets**): The performance in respect of **two** items/parameters has been **“Good”**. The items are:

- (i) *Food Security*: Targeted Public Distribution System for APL, BPL & AAY and
- (ii) Habitations covered (Partially covered & Slipped back)- NRDWP

5. The performance of **four** items/parameters has been **‘Poor’** (below 80% of target). These items are:

- (i) Houses Constructed under Indira Awaas Yojana IAY
- (ii) Coverage of water quality affected habitations – NRDWP
- (iii) Houses constructed under EWS/LIG and
- (iv) Village Electrified – Rajiv Gandhi Grameen Vidyutikaran Yojana (RGGVY)

6. Some of items under TPP-2006 namely “*Mahatma Gandhi National Rural Employment Guarantee Scheme (MGNREGS), Self help Groups formed under SGSY, Sanitation Programme in Rural Area and Institutional Delivery*” are demand driven and no targets are assigned by concerned nodal Ministries where as for items like “*Distribution of Wasteland to the landless*” & *Minimum Wages Enforcement (including Farm Labour)*, concerned administrative Ministries are not in position to provide State/UT-wise targets as such all these items are being monitored on monthly basis without any targets but not been considered for the purpose of appraisal. In order to monitor the performance of TPDS under *Food Security* in a more purpose full manner individual monitoring of one more parameters namely BPL have been added besides existing parameters namely TPDS and AAY for monitoring on monthly basis. *The nomenclature of Accelerated Rural Water Supply Programme-ARWSP has been changed to National Rural Drinking Water Programme--(NRDWP) covering two parameters viz. (i) Coverage of Habitations (Partially Covered & Slipped back and (ii) Coverage of water quality affected habitations--(NRDWP).* The items where quarterly/ annual targets have been provided by the Ministries concerned, monthly targets have been worked out on prorata basis.

7. Information of MPR has not been received from the States of Chattisgarh and Jharkhand despite repeated telephonic reminders till finalization of this report. Therefore the performance of these States for the month of *February, 2012* has been reported as Nil in this MPR.

\* Based on monthly monitored 19 Parameters.

## HIGHLIGHTS OF PERFORMANCE AT A GLANCE

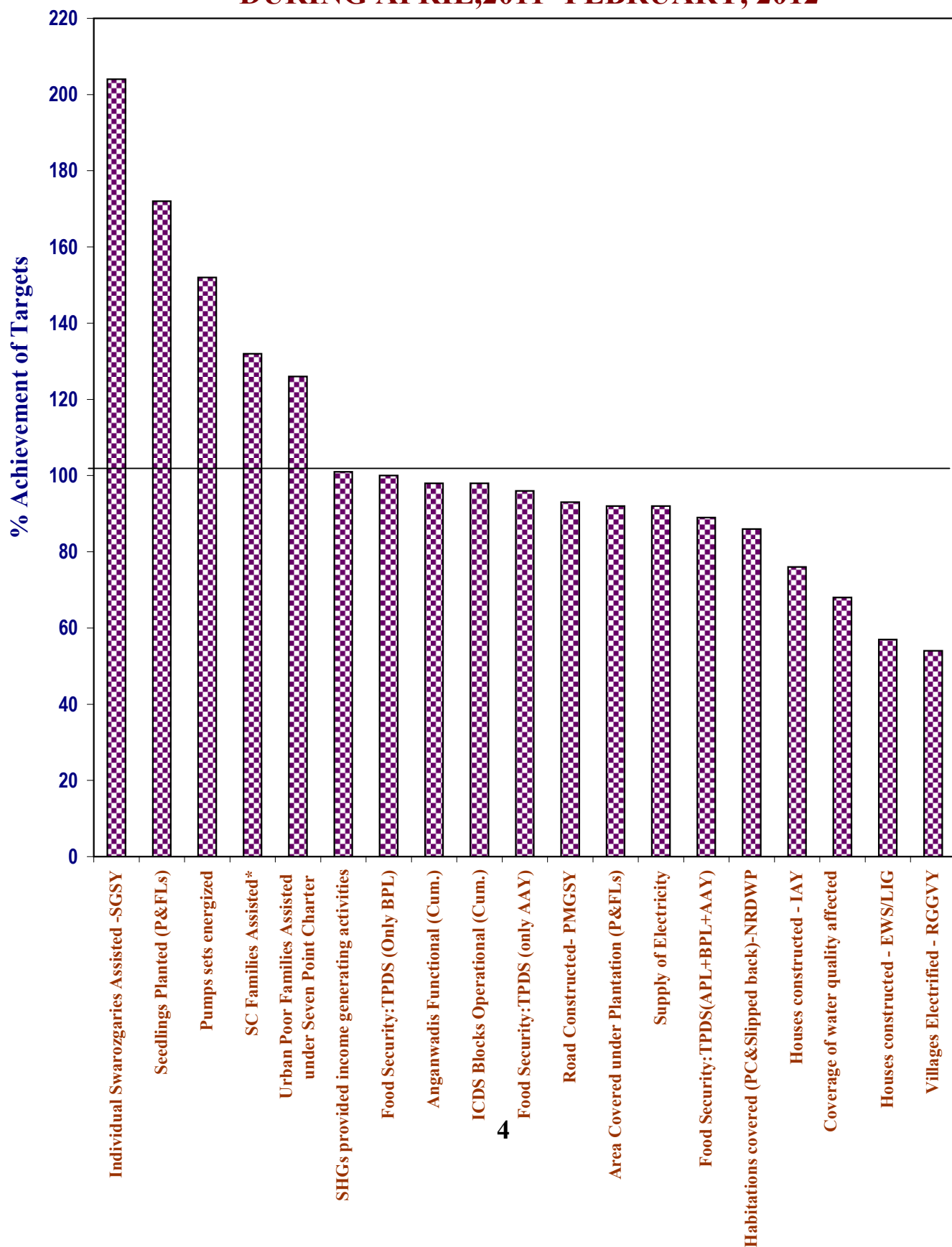
Sl. No.	Item	Achievement for April, 2011-February, 2012
<b>1- Employment Generated under MGNREGS.</b>		
	(i) No. of Job cards issued	57.63 lakh *
	(ii) Employment generated	175.11 crore mandays
	(iii) Wages given	Rs.20388.30 crore
<b>2- Swaranjayanti Gram Swarozgar Yojana (SGSY)</b>		
	No. of Individual Swarozgaries Assisted	1,85,792
<b>3- Self help Groups</b>		
	(i) No. of SHGs formed	2,31,536
	(ii) No. of SHGs to whom income generating activities provided under SGSY	1,66,909
<b>4- Distribution of waste land to the landless</b>		
	Land Distributed	6,810 hectare
<b>5- Minimum Wages Enforcement (Including Farm Labour)</b>		
	(i) No. of Inspections made	69,012
	(ii) No. of Irregularities detected	6,447
	(iii) No. of Irregularities rectified	6,628
	(iv) No. of Claims filed	5,273
	(v) No. of Claims settled	920
	(vi) No. of Prosecution cases Pending	7,142
	(vii) No. of Prosecution cases filed	45
	(viii) No. of Prosecution cases decided	108
<b>6- Food Security: (i) TPDS (ii) AAY (iii) BPL</b>		
	(i) Food Security: Targeted Public Distribution System (TPDS)	396.84 lakh tonnes
	(ii) Food Security: Antyodaya Anna Yojana (AAY)	89.74 lakh tonnes
	(iii) Food Security: Below Poverty Line (BPL)	159.89 lakh tonnes
<b>7- Rural Housing-Indira Awaas Yojana</b>		
	No. of Houses constructed	17,50,169
<b>8- EWS/LIG Houses in Urban Areas</b>		
	No. of Houses constructed	2,08,852

Contd.....

<b>Sl. No.</b>	<b>Item</b>	<b>Achievement for April, 2011-February, 2012</b>
<b>9-</b>	<b>Rural Areas. - National Rural Drinking Water Programme-(NRDWP)</b>	
	(i) Coverage of Habitations (Partially covered & Slipped back)- (NRDWP)	86,370
	(ii) Coverage of Water Quality Affected Habitations – (NRDWP)	17,591
<b>10-</b>	<b>Sanitation Programme in Rural Areas</b>	
	No. of Individual household latrines constructed	76.00. lakh
<b>11-</b>	<b>Institutional Delivery</b>	
	No. of Deliveries in Institutions	142.16 lakh
<b>12-</b>	<b>SC Families Assisted</b>	
	No. of SC Families Assisted	57.94 lakh
<b>13-</b>	<b>Universalisation of ICDS Schemes</b>	
	No. of ICDS Blocks Operational (Cum.)	6,783
<b>14-</b>	<b>Functional Anganwadis</b>	
	No. of Anganwadis Functional (Cum.)	12.84 lakh
<b>15-</b>	<b>Number of Urban poor families assisted under seven point charter viz. land tenure, housing at affordable cost, water, sanitation, health, education, and social security.</b>	
	No. of Poor Families Assisted	6,94,662
<b>16-</b>	<b>Afforestation:</b>	
	(i) Area Covered under Plantation (Public and Forest Lands)	14,67,665 hectares
	(ii) No. of Seedlings Planted (Public and Forest Lands)	177.97 Crore
<b>17-</b>	<b>Rural Road- Prime Minister Grameen Sadak Yojana (PMGSY)</b>	
	Length of Road Constructed	23,632 Kms
<b>18-</b>	<b>Rajiv Gandhi Grameen Vidyutikaran Yojana (RGGVY)</b>	
	No. of Villages Electrified	6,922
<b>19-</b>	<b>Energized Pumps sets</b>	
	No. of Pumps sets energized	4,72,467
<b>20-</b>	<b>Supply of Electricity</b>	
	Electricity supplied	7,68,175 million units (MU)

**Note:-** \* Some of States are reporting cumulative performance since inception but now it has been reconciled with the performance figures supplied by M/o Rural Development to set performance targets during April,2011-February, 2012.

# ALL INDIA PERFORMANCE OF TARGET ORIENTED PARAMETERS DURING APRIL,2011 -FEBRUARY, 2012



19 parametres are monitored for monthly performance

\* Based on previous years targets as current year's target is under consideration



# ACHIEVEMENT HIGHLIGHTS

## PERFORMANCE OF TARGET ORIENTED PARAMETERS DURING APRIL, 2011 TO FEBRUARY, 2012

The cumulative performance during April, 2011 to February, 2012 has been "Very Good" for 13 items/parameters, "Good" for 2 items/ parameters, and "Poor" for 4 items /parameters.

### A. "Very Good" Performance (90% or above of targets)

<u>No.</u>	<u>Items</u>	<u>% Achievemen</u>
1	Individual Swarozgaries Assisted - SGSY	204
2	Seedlings Planted (Public and Forest Lands)	172
3	Pumps sets energized	152
4	SC Families Assisted	132
5	Urban Poor Families Assisted under Seven Point Charter	126
6	SHGs provided income generating activities	101
7	Food Security:Targeted Public Distribution System (Only BPL)	100
8	Anganwadis Functional (Cum.)	98
9	ICDS Blocks Operational (Cum.)	98
10	Food Security:Targeted Public Distribution System (only AAY)	96
11	Road Constructed- PMGSY	93
12	Area Covered under Plantation (Public & Forest Lands)	92
13	Supply of Electricity	92

### B. "Good" Performance (80% to 90%)

14	Food Security:Targeted Public Distribution System (APL+BPL+AAY)	89
15	Habitations covered (PC & Slipped back)- NRDWP	86

### C. Areas of concern-where the performance is below 80%

16	Houses constructed - IAY	76
17	Coverage of water quality affected habitations - NRDWP	68
18	Houses constructed - EWS/LIG	57
19	Villages Electrified - RGGVY	54

**Table - A**

**Targets for 2011-2012 & April, 2011 to February, 2012 and achievements during the period April, 2011 to February, 2012**  
**ALL INDIA PERFORMANCE**

Sl. No.	Item Description	Units	Targets		Achievements		% Achievements of Targets during April,2011-February,2012
			2011-2012	April,2011-February,2012	April,2011-February,2012		
1	Individual Swarozgaries Assisted - SGSY	Number	1,02,972	90,953	1,85,792		204
2	SHGs provided income generating activities	Number	1,87,821	1,65,886	1,66,909		101
3	Food Security:Targeted Public Distribution System(TPDS)	Tonnes	-	4,47,21,033	3,96,84,480		89
4	Food Security:Antodaya Anna Yojana(AAY)	Tonnes	-	93,86,843	89,73,799		96
5	Food Security:Targeted Public Distribution System (Only BPL)	Tonnes	-	1,59,84,557	1,59,89,183		100
6	Houses constructed - IAY	Number	27,26,702	23,14,344	17,50,169		76
7	Houses constructed - EWS/LIG	Number	4,00,000	3,66,657	2,08,852		57
8	Habitations covered (Partially covered & Slipped back) - NRDWP	Number	1,15,379	99,977	86,370		86
9	Coverage of water quality affected habitations - NRDWP	Number	29,790	25,805	17,591		68
10	SC Families Assisted	Number	47,74,200	43,76,243	57,94,462		132
11	ICDS Blocks Operational (Cum.)	Number	6,900	6,900	6,783		98
12	Anganwadis Functional (Cum.)	Number	13,09,298	13,09,298	12,83,511		98
13	Urban Poor Families Assisted under Seven Point Charter	Number	6,00,000	5,49,999	6,94,662		126
14	Area Covered under Plantation ( Public and Forest Lands)	Hectares	17,45,580	16,01,366	14,67,665		92
15	Seedlings Planted ( Public and Forest Lands)	Number	1,12,56,28,063	1,03,26,49,064	1,77,97,03,831		172
16	Road Constructed- PMGSY	Kilometer	30,516	25,429	23,632		93
17	Villages Electrified - RGGVY	Number	14,471	12,751	6,922		54
18	Pumps sets energized	Number	3,38,331	3,10,126	4,72,467		152
19	Electricity supplied	Million Units	-	8,38,507	7,68,175		92

**Table - B****STATE-WISE PERFORMANCE DURING APRIL, 2011 TO FEBRUARY, 2012 (PERCENT ACHIEVEMENT)**

Sl.No.	Description	ALL							
		INDIA	AP	ARP	AS	BI	CHHA.	DELHI	GOA
1	Individual Swarozgaris	204	158	139	89	72	225	NA	44
	Assisted - SGSY								
2	SHGs provided income generating activities	101	115	2	83	59	73	NA	28
3	Food security-Targeted Public Distribution system (APL+BPL+AAY)	89	82	80	92	76	89	92	103
4	Food security-Targeted Public Distribution system (only AAY)	96	99	79	99	91	96	66	110
5	Food Security - Targeted Public Distribution System (Only BPL)	100	99	83	99	87	100	97	104
6	Houses constructed - IAY	76	108	18	79	55	66	NA	80
7	Houses constructed - EWS/LIG	57	120	0	7	36	20	1	NA
8	Habitations covered (Partially covered & Slipped back) - NRDWP	86	75	80	91	71	119	NA	NA
9	Coverage of water quality affected habitations - NRDWP	68	57	NA	90	47	40	NA	NA
10	SC Families Assisted	132	191	NA	66	466	148	41	36
11	ICDS Blocks Operational (Cum.)	98	100	97	100	100	82	119	100
12	Anganwadis Functional (Cum.)	98	99	99	97	94	93	122	100
13	Urban Poor Families Assisted under Seven Point Charter	126	720	0	24	0	0	0	NA
14	Area Covered under Plantation ( Public and Forest Lands)	92	130	182	0	99	71	1,221	102
15	Seedlings Planted ( Public and Forest Lands)	172	159	6	0	99	86	1,442	222
16	Road Constructed- PMGSY	93	108	214	84	67	120	NA	NA
17	Villages Electrified - RGGVY	54	NA	97	77	44	64	NA	NA
18	Pumps sets energized	152	243	NA	NA	73	83	NA	127
19	Supply of Electricity	92	94	92	94	78	97	100	99

NA - Not Applicable

**Table - B(Contd.)**

**STATE-WISE PERFORMANCE DURING APRIL, 2011 TO FEBRUARY, 2012 (PERCENT ACHIEVEMENT)**

Sl.No.	Description	ALL							
		INDIA	GUJ	HRY	HP	J&K	JHAR.	KAR	KER
1	Individual Swarozgaries Assisted - SGSY	204	576	98	339	1,119	196	118	198
2	SHGs provided income generating activities	101	119	70	111	34	162	87	70
3	Food security-Targeted Public Distribution system (APL+BPL+AAY)	89	63	81	99	98	76	93	100
4	Food security-Targeted Public Distribution system (only AAY)	96	99	95	99	101	98	100	99
5	Food Security - Targeted Public Distribution System (Only BPL)	100	93	108	98	100	95	96	100
6	Houses constructed - IAY	76	73	76	107	101	166	26	89
7	Houses constructed - EWS/LIG	57	100	307	NA	NA	193	129	2
8	Habitations covered (Partially covered & Slipped back) - NRDWP	86	122	81	98	38	82	94	48
9	Coverage of water quality affected habitations - NRDWP	68	54	80	NA	6	55	184	27
10	SC Families Assisted	132	136	93	96	7,931	92	96	118
11	ICDS Blocks Operational (Cum.)	98	100	102	100	100	100	100	100
12	Anganwadis Functional (Cum.)	98	100	108	100	105	100	100	100
13	Urban Poor Families Assisted under Seven Point Charter	126	134	40	NA	NA	61	67	46
14	Area Covered under Plantation ( Public and Forest Lands)	92	86	260	148	28	116	72	48
15	Seedlings Planted ( Public and Forest Lands)	172	244	325	140	19	93	100	170
16	Road Constructed- PMGSY	93	179	63	106	128	153	156	51
17	Villages Electrified - RGGVY	54	NA	NA	115	44	28	NA	NA
18	Pumps sets energized	152	106	111	209	NA	7	447	91
19	Supply of Electricity	92	100	96	99	77	97	89	98

NA - Not Applicable

**Table - B(Contd.)**

**STATE-WISE PERFORMANCE DURING APRIL, 2011 TO FEBRUARY, 2012 (PERCENT ACHIEVEMENT)**

Sl.No.	Description	ALL							
		INDIA	MP	MAH	MANI	MEGH	MIZ	NAGA	ORI
1	Individual Swarozgaries Assisted - SGSY	204	253	161	0	16	231	241	85
2	SHGs provided income generating activities	101	125	85	104	60	76	0	91
3	Food security-Targeted Public Distribution system (APL+BPL+AAY)	89	98	77	90	100	95	114	97
4	Food security-Targeted Public Distribution system (only AAY)	96	96	90	126	99	93	115	98
5	Food Security - Targeted Public Distribution System (Only BPL)	100	130	96	128	98	94	110	99
6	Houses constructed - IAY	76	60	87	121	77	82	126	73
7	Houses constructed - EWS/LIG	57	13	59	NA	0	0	632	3
8	Habitations covered (Partially covered & Slipped back) - NRDWP	86	92	90	47	65	69	173	157
9	Coverage of water quality affected habitations - NRDWP	68	78	83	0	30	NA	81	86
10	SC Families Assisted	132	115	180	0	NA	NA	NA	54
11	ICDS Blocks Operational (Cum.)	98	100	100	100	100	100	100	101
12	Anganwadis Functional (Cum.)	98	93	88	92	100	100	100	97
13	Urban Poor Families Assisted under Seven Point Charter	126	17	124	NA	5	0	0	15
14	Area Covered under Plantation ( Public and Forest Lands)	92	58	74	196	299	124	23	88
15	Seedlings Planted ( Public and Forest Lands)	172	575	89	203	301	32	34	47
16	Road Constructed- PMGSY	93	84	164	286	10	121	13	129
17	Villages Electrified - RGGVY	54	51	NA	27	41	72	56	44
18	Pumps sets energized	152	608	NA	NA	NA	NA	NA	237
19	Supply of Electricity	92	84	83	92	76	89	91	99

NA - Not Applicable

**Table - B(Contd.)**

**STATE-WISE PERFORMANCE DURING APRIL, 2011 TO FEBRUARY, 2012 (PERCENT ACHIEVEMENT)**

Sl.No.	Description	ALL							
		INDIA	PUDU	PUN	RAJ	SIK	TN	TRI	UTTA.
1	Individual Swarozgaries Assisted - SGSY	204	171	494	256	257	111	0	161
2	SHGs provided income generating activities	101	98	31	73	47	80	120	117
3	Food security-Targeted Public Distribution system (APL+BPL+AAY)	89	82	84	98	102	101	90	90
4	Food security-Targeted Public Distribution system (only AAY)	96	94	73	99	105	102	104	91
5	Food Security - Targeted Public Distribution System (Only BPL)	100	91	95	101	110	102	105	96
6	Houses constructed - IAY	76	2	75	59	147	79	95	88
7	Houses constructed - EWS/LIG	57	0	0	99	NA	13	53	0
8	Habitations covered (Partially covered & Slipped back) - NRDWP	86	NA	37	135	18	85	NA	69
9	Coverage of water quality affected habitations - NRDWP	68	NA	39	108	NA	88	76	NA
10	SC Families Assisted	132	63	61	114	103	100	35	103
11	ICDS Blocks Operational (Cum.)	98	100	100	100	100	100	100	100
12	Anganwadis Functional (Cum.)	98	100	100	99	102	100	100	91
13	Urban Poor Families Assisted under Seven Point Charter	126	741	101	98	NA	46	159	11
14	Area Covered under Plantation ( Public and Forest Lands)	92	53	95	129	123	47	215	125
15	Seedlings Planted ( Public and Forest Lands)	172	83	104	127	128	30	221	198
16	Road Constructed- PMGSY	93	NA	13	149	58	89	35	153
17	Villages Electrified - RGGVY	54	NA	NA	97	140	NA	68	NA
18	Pumps sets energized	152	77	26	78	NA	100	NA	311
19	Supply of Electricity	92	99	97	96	99	91	95	97

NA - Not Applicable

**Table - B(Contd.)**

**STATE-WISE PERFORMANCE DURING APRIL, 2011 TO FEBRUARY, 2012 (PERCENT ACHIEVEMENT)**

Sl.No.	Description	ALL INDIA	UP	WB	A&N	CHND.	D&N	D&D	LAKSH
1	Individual Swarozgaries Assisted - SGSY	204	445	5	2,738	NA	925	75	3,875
2	SHGs provided income generating activities	101	76	288	421	NA	0	0	0
3	Food security-Targeted Public Distribution system (APL+BPL+AAY)	89	95	87	47	98	102	89	96
4	Food security-Targeted Public Distribution system (only AAY)	96	100	77	48	20	114	89	109
5	Food Security - Targeted Public Distribution System (Only BPL)	100	106	92	72	92	106	174	109
6	Houses constructed - IAY	76	76	99	26	NA	62	25	101
7	Houses constructed - EWS/LIG	57	12	17	NA	0	NA	NA	NA
8	Habitations covered (Partially covered & Slipped back) - NRDWP	86	77	89	NA	NA	NA	NA	NA
9	Coverage of water quality affected habitations - NRDWP	68	53	9	NA	NA	NA	NA	NA
10	SC Families Assisted	132	78	9	NA	73	NA	NA	NA
11	ICDS Blocks Operational (Cum.)	98	100	81	100	100	100	100	100
12	Anganwadis Functional (Cum.)	98	104	98	99	92	100	93	100
13	Urban Poor Families Assisted under Seven Point Charter	126	2	13	NA	0	NA	NA	NA
14	Area Covered under Plantation ( Public and Forest Lands)	92	99	0	104	115	117	52	117
15	Seedlings Planted ( Public and Forest Lands)	172	123	60	102	108	253	108	160
16	Road Constructed- PMGSY	93	19	80	NA	NA	NA	NA	NA
17	Villages Electrified - RGGVY	54	NA	NA	NA	NA	NA	NA	NA
18	Pumps sets energized	152	116	77	NA	NA	NA	0	NA
19	Supply of Electricity	92	89	99	82	100	99	90	100

NA - Not Applicable

## **Table - C**

Items in which the States/UTs performance is Very Good (90% and above),  
Good (80% to 90%) and Poor (below 80%) during the period  
April, 2011 to February, 2012

### **1. ANDHRA PRADESH**

#### **Very Good**

Individual Swarozgaries Assisted - SGSY, SHGs provided income generating activities, Food Security:Antodaya Anna Yojana(AAY), Food Security:Targeted Public Distribution System (Only BPL), Houses constructed - IAY, Houses constructed - EWS/LIG, SC Families Assisted, ICDS Blocks Operational (Cum.), Anganwadis Functional (Cum.), Urban Poor Families Assisted under Seven Point Charter, Area Covered under Plantation (Public and Forest Lands), Seedlings Planted (Public and Forest Lands), Road Constructed PMGSY, Pumps sets energized, Electricity supplied

#### **Good**

Food Security:Targeted Public Distribution System(TPDS)

#### **Poor**

Habitations covered (Partially covered & Slipped back) - NRDWP, Coverage of water quality affected habitations - NRDWP

### **2. ARUNACHAL PRADESH**

#### **Very Good**

Individual Swarozgaries Assisted - SGSY, ICDS Blocks Operational (Cum.), Anganwadis Functional (Cum.), Area Covered under Plantation (Public and Forest Lands), Road Constructed- PMGSY, Villages Electrified - RGGVY, Electricity supplied

#### **Good**

Food Security:Targeted Public Distribution System(TPDS), Food Security:Targeted Public Distribution System (Only BPL), Habitations covered (Partially covered & Slipped back) - NRDWP

#### **Poor**

SHGs provided income generating activities, Food Security:Antodaya Anna Yojana(AAY), Houses constructed - IAY, Houses constructed - EWS/LIG, Urban Poor Families Assisted under Seven Point Charter, Seedlings Planted (Public and Forest Lands)

### **3. ASSAM**

#### **Very Good**

Food Security:Targeted Public Distribution System(TPDS), Food Security:Antodaya Anna Yojana(AAY), Food Security:Targeted Public Distribution System (Only BPL), Habitations covered (Partially covered & Slipped back) - NRDWP, Coverage of water quality affected habitations - NRDWP, ICDS Blocks Operational (Cum.), Anganwadis Functional (Cum.), Electricity supplied

#### **Good**

Individual Swarozgaries Assisted - SGSY, SHGs provided income generating activities, Road Constructed- PMGSY

#### **Poor**

Houses constructed - IAY, Houses constructed - EWS/LIG, SC Families Assisted, Urban Poor Families Assisted under Seven Point Charter, Area Covered under Plantation (Public and Forest Lands), Seedlings Planted (Public and Forest Lands), Villages Electrified - RGGVY

### **4. BIHAR**

#### **Very Good**

Food Security:Antodaya Anna Yojana(AAY), SC Families Assisted, ICDS Blocks Operational (Cum.), Anganwadis Functional (Cum.), Area Covered under Plantation (Public and Forest Lands), Seedlings Planted (Public and Forest Lands)

#### **Good**

Food Security:Targeted Public Distribution System (Only BPL)

#### **Poor**

Individual Swarozgaries Assisted - SGSY, SHGs provided income generating activities, Food Security:Targeted Public Distribution System(TPDS), Houses constructed - IAY, Houses constructed - EWS/LIG, Habitations covered (Partially covered & Slipped back) - NRDWP, Coverage of water quality affected habitations - NRDWP, Urban Poor Families Assisted under Seven Point Charter, Road Constructed- PMGSY, Villages Electrified - RGGVY, Pumps sets energized, Electricity supplied



## **Table - C (Contd..)**

### **5. CHHATISGARH**

#### **Very Good**

Individual Swarozgaries Assisted - SGSY, Food Security:Antodaya Anna Yojana(AAY), Food Security:Targeted Public Distribution System (Only BPL), Habitations covered (Partially covered & Slipped back) - NRDWP, SC Families Assisted, Anganwadis Functional (Cum.), Road Constructed- PMGSY, Electricity supplied

#### **Good**

Food Security:Targeted Public Distribution System(TPDS), ICDS Blocks Operational (Cum.), Seedlings Planted ( Public and Forest Lands), Pumps sets energized

#### **Poor**

SHGs provided income generating activities, Houses constructed - IAY, Houses constructed - EWS/LIG, Coverage of water quality affected habitations - NRDWP, Urban Poor Families Assisted under Seven Point Charter, Area Covered under Plantation ( Public and Forest Lands), Villages Electrified - RGGVY

### **6. DELHI**

#### **Very Good**

Food Security:Targeted Public Distribution System(TPDS), Food Security:Targeted Public Distribution System (Only BPL), ICDS Blocks Operational (Cum.), Anganwadis Functional (Cum.), Area Covered under Plantation ( Public and Forest Lands), Seedlings Planted ( Public and Forest Lands), Electricity supplied

#### **Poor**

Food Security:Antodaya Anna Yojana(AAY), Houses constructed - EWS/LIG, SC Families Assisted, Urban Poor Families Assisted under Seven Point Charter

### **7. GOA**

#### **Very Good**

Food Security:Targeted Public Distribution System(TPDS), Food Security:Antodaya Anna Yojana(AAY), Food Security:Targeted Public Distribution System (Only BPL), ICDS Blocks Operational (Cum.), Anganwadis Functional (Cum.), Area Covered under Plantation ( Public and Forest Lands), Seedlings Planted ( Public and Forest Lands), Pumps sets energized, Electricity supplied

#### **Good**

Houses constructed - IAY

#### **Poor**

Individual Swarozgaries Assisted - SGSY, SHGs provided income generating activities, SC Families Assisted

### **8. GUJARAT**

#### **Very Good**

Individual Swarozgaries Assisted - SGSY, SHGs provided income generating activities, Food Security:Antodaya Anna Yojana(AAY), Food Security:Targeted Public Distribution System (Only BPL), Houses constructed - EWS/LIG, Habitations covered (Partially covered & Slipped back) - NRDWP, SC Families Assisted, ICDS Blocks Operational (Cum.), Anganwadis Functional (Cum.), Urban Poor Families Assisted under Seven Point Charter, Seedlings Planted ( Public and Forest Lands), Road Constructed- PMGSY, Pumps sets energized, Electricity supplied

#### **Good**

Area Covered under Plantation ( Public and Forest Lands)

#### **Poor**

Food Security:Targeted Public Distribution System(TPDS), Houses constructed - IAY, Coverage of water quality affected habitations - NRDWP

## **Table - C (Contd..)**

### **9. HARYANA**

#### **Very Good**

Individual Swarozgaries Assisted - SGSY, Food Security:Antodaya Anna Yojana(AAY), Food Security:Targeted Public Distribution System (Only BPL), Houses constructed - EWS/LIG, SC Families Assisted, ICDS Blocks Operational (Cum.), Anganwadis Functional (Cum.), Area Covered under Plantation ( Public and Forest Lands), Seedlings Planted ( Public and Forest Lands), Pumps sets energized, Electricity supplied

#### **Good**

Food Security:Targeted Public Distribution System(TPDS), Habitations covered (Partially covered & Slipped back) - NRDWP, Coverage of water quality affected habitations - NRDWP

#### **Poor**

SHGs provided income generating activities, Houses constructed - IAY, Urban Poor Families Assisted under Seven Point Charter, Road Constructed- PMGSY

### **10. HIMACHAL PRADESH**

#### **Very Good**

Individual Swarozgaries Assisted - SGSY, SHGs provided income generating activities, Food Security:Targeted Public Distribution System(TPDS), Food Security:Antodaya Anna Yojana(AAY), Food Security:Targeted Public Distribution System (Only BPL), Houses constructed - IAY, Habitations covered (Partially covered & Slipped back) - NRDWP, SC Families Assisted, ICDS Blocks Operational (Cum.), Anganwadis Functional (Cum.), Area Covered under Plantation ( Public and Forest Lands), Seedlings Planted ( Public and Forest Lands), Road Constructed- PMGSY, Villages Electrified - RGGVY, Pumps sets energized, Electricity supplied

### **11. JAMMU AND KASHMIR**

#### **Very Good**

Individual Swarozgaries Assisted - SGSY, Food Security:Targeted Public Distribution System(TPDS), Food Security:Antodaya Anna Yojana(AAY), Food Security:Targeted Public Distribution System (Only BPL), Houses constructed - IAY, SC Families Assisted, ICDS Blocks Operational (Cum.), Anganwadis Functional (Cum.), Road Constructed- PMGSY

#### **Poor**

SHGs provided income generating activities, Habitations covered (Partially covered & Slipped back) - NRDWP, Coverage of water quality affected habitations - NRDWP, Area Covered under Plantation ( Public and Forest Lands), Seedlings Planted ( Public and Forest Lands), Villages Electrified - RGGVY, Electricity supplied

### **12. JHARKHAND**

#### **Very Good**

Individual Swarozgaries Assisted - SGSY, SHGs provided income generating activities, Food Security:Antodaya Anna Yojana(AAY), Food Security:Targeted Public Distribution System (Only BPL), Houses constructed - IAY, Houses constructed - EWS/LIG, SC Families Assisted, ICDS Blocks Operational (Cum.), Anganwadis Functional (Cum.), Area Covered under Plantation ( Public and Forest Lands), Seedlings Planted ( Public and Forest Lands), Road Constructed- PMGSY, Electricity supplied

#### **Good**

Habitations covered (Partially covered & Slipped back) - NRDWP

#### **Poor**

Food Security:Targeted Public Distribution System(TPDS), Coverage of water quality affected habitations - NRDWP, Urban Poor Families Assisted under Seven Point Charter, Villages Electrified - RGGVY, Pumps sets energized

## **Table - C (Contd..)**

### **13. KARNATAKA**

#### **Very Good**

Individual Swarozgaries Assisted - SGSY, Food Security:Targeted Public Distribution System(TPDS), Food Security:Antodaya Anna Yojana(AAY), Food Security:Targeted Public Distribution System (Only BPL), Houses constructed - EWS/LIG, Habitations covered (Partially covered & Slipped back) - NRDWP, Coverage of water quality affected habitations - NRDWP, SC Families Assisted, ICDS Blocks Operational (Cum.), Anganwadis Functional (Cum.), Seedlings Planted ( Public and Forest Lands), Road Constructed- PMGSY, Pumps sets energized

#### **Good**

SHGs provided income generating activities, Electricity supplied

#### **Poor**

Houses constructed - IAY, Urban Poor Families Assisted under Seven Point Charter, Area Covered under Plantation ( Public and Forest Lands)

### **14. KERALA**

#### **Very Good**

Individual Swarozgaries Assisted - SGSY, Food Security:Targeted Public Distribution System(TPDS), Food Security:Antodaya Anna Yojana(AAY), Food Security:Targeted Public Distribution System (Only BPL), SC Families Assisted, ICDS Blocks Operational (Cum.), Anganwadis Functional (Cum.), Seedlings Planted ( Public and Forest Lands), Pumps sets energized, Electricity supplied

#### **Good**

Houses constructed - IAY

#### **Poor**

SHGs provided income generating activities, Houses constructed - EWS/LIG, Habitations covered (Partially covered & Slipped back) - NRDWP, Coverage of water quality affected habitations - NRDWP, Urban Poor Families Assisted under Seven Point Charter, Area Covered under Plantation ( Public and Forest Lands), Road Constructed- PMGSY

### **15. MADHYA PRADESH**

#### **Very Good**

Individual Swarozgaries Assisted - SGSY, SHGs provided income generating activities, Food Security:Targeted Public Distribution System(TPDS), Food Security:Antodaya Anna Yojana(AAY), Food Security:Targeted Public Distribution System (Only BPL), Habitations covered (Partially covered & Slipped back) - NRDWP, SC Families Assisted, ICDS Blocks Operational (Cum.), Anganwadis Functional (Cum.), Seedlings Planted ( Public and Forest Lands), Pumps sets energized

#### **Good**

Road Constructed- PMGSY, Electricity supplied

#### **Poor**

Houses constructed - IAY, Houses constructed - EWS/LIG, Coverage of water quality affected habitations - NRDWP, Urban Poor Families Assisted under Seven Point Charter, Area Covered under Plantation ( Public and Forest Lands), Villages Electrified - RGGVY

### **16. MAHARASHTRA**

#### **Very Good**

Individual Swarozgaries Assisted - SGSY, Food Security:Antodaya Anna Yojana(AAY), Food Security:Targeted Public Distribution System (Only BPL), Habitations covered (Partially covered & Slipped back) - NRDWP, SC Families Assisted, ICDS Blocks Operational (Cum.), Urban Poor Families Assisted under Seven Point Charter, Road Constructed- PMGSY

#### **Good**

SHGs provided income generating activities, Houses constructed - IAY, Coverage of water quality affected habitations - NRDWP, Anganwadis Functional (Cum.), Seedlings Planted ( Public and Forest Lands), Electricity supplied

#### **Poor**

Food Security:Targeted Public Distribution System(TPDS), Houses constructed - EWS/LIG, Area Covered under Plantation ( Public and Forest Lands)

## **Table - C (Contd..)**

### **17. MANIPUR**

#### **Very Good**

SHGs provided income generating activities, Food Security:Targeted Public Distribution System(TPDS), Food Security:Antodaya Anna Yojana(AAY), Food Security:Targeted Public Distribution System (Only BPL), Houses constructed - IAY, ICDS Blocks Operational (Cum.), Anganwadis Functional (Cum.), Area Covered under Plantation ( Public and Forest Lands), Seedlings Planted ( Public and Forest Lands), Road Constructed- PMGSY, Electricity supplied

#### **Poor**

Individual Swarozgaries Assisted - SGSY, Habitations covered (Partially covered & Slipped back) - NRDWP, Coverage of water quality affected habitations - NRDWP, SC Families Assisted, Villages Electrified - RGGVY

### **18. MEGHALAYA**

#### **Very Good**

Food Security:Targeted Public Distribution System(TPDS), Food Security:Antodaya Anna Yojana(AAY), Food Security:Targeted Public Distribution System (Only BPL), ICDS Blocks Operational (Cum.), Anganwadis Functional (Cum.), Area Covered under Plantation ( Public and Forest Lands), Seedlings Planted ( Public and Forest Lands)

#### **Poor**

Individual Swarozgaries Assisted - SGSY, SHGs provided income generating activities, Houses constructed - IAY, Houses constructed - EWS/LIG, Habitations covered (Partially covered & Slipped back) - NRDWP, Coverage of water quality affected habitations - NRDWP, Urban Poor Families Assisted under Seven Point Charter, Road Constructed- PMGSY, Villages Electrified - RGGVY, Electricity supplied

### **19. MIZORAM**

#### **Very Good**

Individual Swarozgaries Assisted - SGSY, Food Security:Targeted Public Distribution System(TPDS), Food Security:Antodaya Anna Yojana(AAY), Food Security:Targeted Public Distribution System (Only BPL), ICDS Blocks Operational (Cum.), Anganwadis Functional (Cum.), Area Covered under Plantation ( Public and Forest Lands), Road Constructed- PMGSY

#### **Good**

Houses constructed - IAY, Electricity supplied

#### **Poor**

SHGs provided income generating activities, Houses constructed - EWS/LIG, Habitations covered (Partially covered & Slipped back) - NRDWP, Urban Poor Families Assisted under Seven Point Charter, Seedlings Planted ( Public and Forest Lands), Villages Electrified - RGGVY

### **20. NAGALAND**

#### **Very Good**

Individual Swarozgaries Assisted - SGSY, Food Security:Targeted Public Distribution System(TPDS), Food Security:Antodaya Anna Yojana(AAY), Food Security:Targeted Public Distribution System (Only BPL), Houses constructed - IAY, Houses constructed - EWS/LIG, Habitations covered (Partially covered & Slipped back) - NRDWP, ICDS Blocks Operational (Cum.), Anganwadis Functional (Cum.), Electricity supplied

#### **Good**

Coverage of water quality affected habitations - NRDWP

#### **Poor**

SHGs provided income generating activities, Urban Poor Families Assisted under Seven Point Charter, Area Covered under Plantation ( Public and Forest Lands), Seedlings Planted ( Public and Forest Lands), Road Constructed- PMGSY, Villages Electrified - RGGVY

## **Table - C (Contd..)**

### **21. ORISSA**

#### **Very Good**

SHGs provided income generating activities, Food Security:Targeted Public Distribution System(TPDS), Food Security:Antodaya Anna Yojana(AAY), Food Security:Targeted Public Distribution System (Only BPL), Habitations covered (Partially covered & Slipped back) - NRDWP, ICDS Blocks Operational (Cum.), Anganwadis Functional (Cum.), Road Constructed- PMGSY, Pumps sets energized, Electricity supplied

#### **Good**

Individual Swarozgaries Assisted - SGSY, Coverage of water quality affected habitations - NRDWP, Area Covered under Plantation ( Public and Forest Lands)

#### **Poor**

Houses constructed - IAY, Houses constructed - EWS/LIG, SC Families Assisted, Urban Poor Families Assisted under Seven Point Charter, Seedlings Planted ( Public and Forest Lands), Villages Electrified - RGGVY

### **22. PUDUCHERRY**

#### **Very Good**

Individual Swarozgaries Assisted - SGSY, SHGs provided income generating activities, Food Security:Antodaya Anna Yojana(AAY), Food Security:Targeted Public Distribution System (Only BPL), ICDS Blocks Operational (Cum.), Anganwadis Functional (Cum.), Urban Poor Families Assisted under Seven Point Charter, Electricity supplied

#### **Good**

Food Security:Targeted Public Distribution System(TPDS), Seedlings Planted ( Public and Forest Lands)

#### **Poor**

Houses constructed - IAY, Houses constructed - EWS/LIG, SC Families Assisted, Area Covered under Plantation ( Public and Forest Lands), Pumps sets energized

### **23. PUNJAB**

#### **Very Good**

Individual Swarozgaries Assisted - SGSY, Food Security:Targeted Public Distribution System (Only BPL), ICDS Blocks Operational (Cum.), Anganwadis Functional (Cum.), Urban Poor Families Assisted under Seven Point Charter, Area Covered under Plantation ( Public and Forest Lands), Seedlings Planted ( Public and Forest Lands), Electricity supplied

#### **Good**

Food Security:Targeted Public Distribution System(TPDS)

#### **Poor**

SHGs provided income generating activities, Food Security:Antodaya Anna Yojana(AAY), Houses constructed - IAY, Houses constructed - EWS/LIG, Habitations covered (Partially covered & Slipped back) - NRDWP, Coverage of water quality affected habitations - NRDWP, SC Families Assisted, Road Constructed- PMGSY, Pumps sets energized

### **24. RAJASTHAN**

#### **Very Good**

Individual Swarozgaries Assisted - SGSY, Food Security:Targeted Public Distribution System(TPDS), Food Security:Antodaya Anna Yojana(AAY), Food Security:Targeted Public Distribution System (Only BPL), Houses constructed - EWS/LIG, Habitations covered (Partially covered & Slipped back) - NRDWP, Coverage of water quality affected habitations - NRDWP, SC Families Assisted, ICDS Blocks Operational (Cum.), Anganwadis Functional (Cum.), Urban Poor Families Assisted under Seven Point Charter, Area Covered under Plantation ( Public and Forest Lands), Seedlings Planted ( Public and Forest Lands), Road Constructed- PMGSY, Villages Electrified - RGGVY, Electricity supplied

#### **Poor**

SHGs provided income generating activities, Houses constructed - IAY, Pumps sets energized

## **Table - C (Contd..)**

### **25. SIKKIM**

#### **Very Good**

Individual Swarozgaries Assisted - SGSY, Food Security:Targeted Public Distribution System(TPDS), Food Security:Antodaya Anna Yojana(AAY), Food Security:Targeted Public Distribution System (Only BPL), Houses constructed - IAY, SC Families Assisted, ICDS Blocks Operational (Cum.), Anganwadis Functional (Cum.), Area Covered under Plantation ( Public and Forest Lands), Seedlings Planted ( Public and Forest Lands), Villages Electrified - RGGVY, Electricity supplied

#### **Poor**

SHGs provided income generating activities, Habitations covered (Partially covered & Slipped back) - NRDWP, Road Constructed- PMGSY

### **26. TAMIL NADU**

#### **Very Good**

Individual Swarozgaries Assisted - SGSY, Food Security:Targeted Public Distribution System(TPDS), Food Security:Antodaya Anna Yojana(AAY), Food Security:Targeted Public Distribution System (Only BPL), SC Families Assisted, ICDS Blocks Operational (Cum.), Anganwadis Functional (Cum.), Pumps sets energized, Electricity supplied

#### **Good**

SHGs provided income generating activities, Habitations covered (Partially covered & Slipped back) - NRDWP, Coverage of water quality affected habitations - NRDWP, Road Constructed- PMGSY

#### **Poor**

Houses constructed - IAY, Houses constructed - EWS/LIG, Urban Poor Families Assisted under Seven Point Charter, Area Covered under Plantation ( Public and Forest Lands), Seedlings Planted ( Public and Forest Lands)

### **27. TRIPURA**

#### **Very Good**

SHGs provided income generating activities, Food Security:Targeted Public Distribution System(TPDS), Food Security:Antodaya Anna Yojana(AAY), Food Security:Targeted Public Distribution System (Only BPL), Houses constructed - IAY, ICDS Blocks Operational (Cum.), Anganwadis Functional (Cum.), Urban Poor Families Assisted under Seven Point Charter, Area Covered under Plantation ( Public and Forest Lands), Seedlings Planted ( Public and Forest Lands), Electricity supplied

#### **Poor**

Individual Swarozgaries Assisted - SGSY, Houses constructed - EWS/LIG, Coverage of water quality affected habitations - NRDWP, SC Families Assisted, Road Constructed- PMGSY, Villages Electrified - RGGVY

### **28. UTTARAKHAND**

#### **Very Good**

Individual Swarozgaries Assisted - SGSY, SHGs provided income generating activities, Food Security:Targeted Public Distribution System(TPDS), Food Security:Antodaya Anna Yojana(AAY), Food Security:Targeted Public Distribution System (Only BPL), SC Families Assisted, ICDS Blocks Operational (Cum.), Anganwadis Functional (Cum.), Area Covered under Plantation ( Public and Forest Lands), Seedlings Planted ( Public and Forest Lands), Road Constructed- PMGSY, Pumps sets energized, Electricity supplied

#### **Good**

Houses constructed - IAY

#### **Poor**

Houses constructed - EWS/LIG, Habitations covered (Partially covered & Slipped back) - NRDWP, Urban Poor Families Assisted under Seven Point Charter

## **Table - C (Contd..)**

### **29. UTTAR PRADESH**

#### **Very Good**

Individual Swarozgaries Assisted - SGSY, Food Security:Targeted Public Distribution System(TPDS), Food Security:Antodaya Anna Yojana(AAY), Food Security:Targeted Public Distribution System (Only BPL), ICDS Blocks Operational (Cum.), Anganwadis Functional (Cum.), Area Covered under Plantation ( Public and Forest Lands), Seedlings Planted ( Public and Forest Lands), Pumps sets energized

#### **Good**

Electricity supplied

#### **Poor**

SHGs provided income generating activities, Houses constructed - IAY, Houses constructed - EWS/LIG, Habitations covered (Partially covered & Slipped back) - NRDWP, Coverage of water quality affected habitations - NRDWP, SC Families Assisted, Urban Poor Families Assisted under Seven Point Charter, Road Constructed- PMGSY

### **30. WEST BENGAL**

#### **Very Good**

SHGs provided income generating activities, Food Security:Targeted Public Distribution System (Only BPL), Houses constructed - IAY, Anganwadis Functional (Cum.), Electricity supplied

#### **Good**

Food Security:Targeted Public Distribution System(TPDS), Habitations covered (Partially covered & Slipped back) - NRDWP, ICDS Blocks Operational (Cum.), Road Constructed- PMGSY

#### **Poor**

Individual Swarozgaries Assisted - SGSY, Food Security:Antodaya Anna Yojana(AAY), Houses constructed - EWS/LIG, Coverage of water quality affected habitations - NRDWP, SC Families Assisted, Urban Poor Families Assisted under Seven Point Charter, Area Covered under Plantation ( Public and Forest Lands), Seedlings Planted ( Public and Forest Lands), Pumps sets energized

### **31. ANDAMAN AND NICOBAR ISLANDS**

#### **Very Good**

Individual Swarozgaries Assisted - SGSY, SHGs provided income generating activities, ICDS Blocks Operational (Cum.), Anganwadis Functional (Cum.), Area Covered under Plantation ( Public and Forest Lands), Seedlings Planted ( Public and Forest Lands)

#### **Good**

Electricity supplied

#### **Poor**

Food Security:Targeted Public Distribution System(TPDS), Food Security:Antodaya Anna Yojana(AAY), Food Security:Targeted Public Distribution System (Only BPL), Houses constructed - IAY

### **32. CHANDIGARH**

#### **Very Good**

Food Security:Targeted Public Distribution System(TPDS), Food Security:Targeted Public Distribution System (Only BPL), ICDS Blocks Operational (Cum.), Anganwadis Functional (Cum.), Area Covered under Plantation ( Public and Forest Lands), Seedlings Planted ( Public and Forest Lands), Electricity supplied

#### **Poor**

Food Security:Antodaya Anna Yojana(AAY), Houses constructed - EWS/LIG, SC Families Assisted, Urban Poor Families Assisted under Seven Point Charter

## **Table - C (Contd..)**

### **33. DADRA AND NAGAR HAVELI**

#### **Very Good**

Individual Swarozgaries Assisted - SGSY, Food Security:Targeted Public Distribution System(TPDS), Food Security:Antodaya Anna Yojana(AAY), Food Security:Targeted Public Distribution System (Only BPL), ICDS Blocks Operational (Cum.), Anganwadis Functional (Cum.), Area Covered under Plantation ( Public and Forest Lands), Seedlings Planted ( Public and Forest Lands), Electricity supplied

#### **Poor**

SHGs provided income generating activities, Houses constructed - IAY

### **34. DAMAN AND DIU**

#### **Very Good**

Food Security:Targeted Public Distribution System (Only BPL), ICDS Blocks Operational (Cum.), Anganwadis Functional (Cum.), Seedlings Planted ( Public and Forest Lands), Electricity supplied

#### **Good**

Food Security:Targeted Public Distribution System(TPDS), Food Security:Antodaya Anna Yojana(AAY)

#### **Poor**

Individual Swarozgaries Assisted - SGSY, SHGs provided income generating activities, Houses constructed - IAY, Area Covered under Plantation ( Public and Forest Lands), Pumps sets energized

### **35. LAKSHADWEEP**

#### **Very Good**

Individual Swarozgaries Assisted - SGSY, Food Security:Targeted Public Distribution System(TPDS), Food Security:Antodaya Anna Yojana(AAY), Food Security:Targeted Public Distribution System (Only BPL), Houses constructed - IAY, ICDS Blocks Operational (Cum.), Anganwadis Functional (Cum.), Area Covered under Plantation ( Public and Forest Lands), Seedlings Planted ( Public and Forest Lands), Electricity supplied

#### **Poor**

SHGs provided income generating activities



**PART - II**

**TWENTY POINT PROGRAMME - 2006**

**ITEM-WISE PERFORMANCE TABLES**

Table - 1

## Employment generation under the NREG Scheme

Sl. No.		No. of job cards issued (Number) April,2011- February,2012	Employment generated (Number) April,2011- February,2012	Wages given (Rupees) April,2011- February,2012
(1)	(2)	(3)	(4)	(5)
1	ANDHRA PRADESH	2,84,270	25,71,34,964	31,80,30,11,000
2	ARUNACHAL PRADESH	14,139	0	0
3	ASSAM	1,27,342 *	2,77,08,000	3,63,26,69,000
4	BIHAR	2,15,184	5,95,17,000	6,36,17,39,000
5	CHHATISGARH	2,67,580 *	8,64,54,000	10,53,49,71,000
6	DELHI	0	0	0
7	GOA	5,286	2,69,310	4,23,79,000
8	GUJARAT	1,30,420	2,51,18,000	2,82,68,17,000
9	HARYANA	1,44,210	80,19,000	1,43,66,14,000
10	HIMACHAL PRADESH	62695 *	1,98,97,000	2,51,42,44,000
11	JAMMU AND KASHMIR	1,60,973	2,67,45,000	3,59,05,36,000
12	JHARKHAND	78,268	4,19,46,672	5,10,80,56,290
13	KARNATAKA	2,57,920	3,97,88,000	9,71,91,66,000
14	KERALA	# 5,10,740	4,70,63,449	6,05,54,90,900
15	MADHYA PRADESH	3,11,082 *	10,18,16,000	9,12,71,46,000
16	MAHARASHTRA	6,75,597 *	3,59,35,869	6,03,33,03,000
17	MANIPUR	84989 *	3,04,20,000	3,65,92,16,000
18	MEGHALAYA	62921 *	1,08,56,000	1,96,07,80,000
19	MIZORAM	21678 *	1,40,91,400	1,81,77,97,000
20	NAGALAND	23840 *	3,01,30,000	3,38,10,69,000
21	ORISSA	1,13,487	3,65,28,000	4,60,75,56,000
22	PUDUCHERRY	2136 *	9,31,800	11,29,80,000
23	PUNJAB	36,947	50,86,000	78,41,98,000
24	RAJASTHAN	# 91130	16,44,29,000	16,96,56,47,000
25	SIKKIM	1,897	50,94,173	54,43,11,000
26	TAMIL NADU	4,42,808	27,65,95,300	24,51,03,10,800
27	TRIPURA	12,827	3,78,99,814	4,47,04,08,000
28	UTTARAKHAND	30,001	1,74,48,400	2,09,38,23,000
29	UTTAR PRADESH	13,38,524	25,02,49,000	27,39,98,26,800
30	WEST BENGAL	2,49,573	9,30,05,000	12,63,44,62,000
31	ANDAMAN AND NICOBAR ISLAND	2,708	7,44,300	12,20,79,000
32	CHANDIGARH	0	0	0
33	DADRA AND NAGAR HAVELI	556	30,040	51,91,823
34	DAMAN AND DIU	0	0	0
35	LAKSHADWEEP	795	1,43,824	2,71,96,000
<b>Grand Total</b>		<b>57,62,523</b>	<b>1,75,10,94,315</b>	<b>2,03,88,29,93,613</b>

\*Note:- Some of States are reporting cumulative performance since inception but now it has been reconciled with the performance figures supplied by the M/o Rural Development to set performance targets during April, 2011-February,201

# Previous figure repeated due to wide variation reported by the state

# Swaranjayanti Gram Swarojgar Yojana (SGSY)

## Individual Swarozgaries Assisted

% Achievement of Target

During April, 2011 - February, 2012

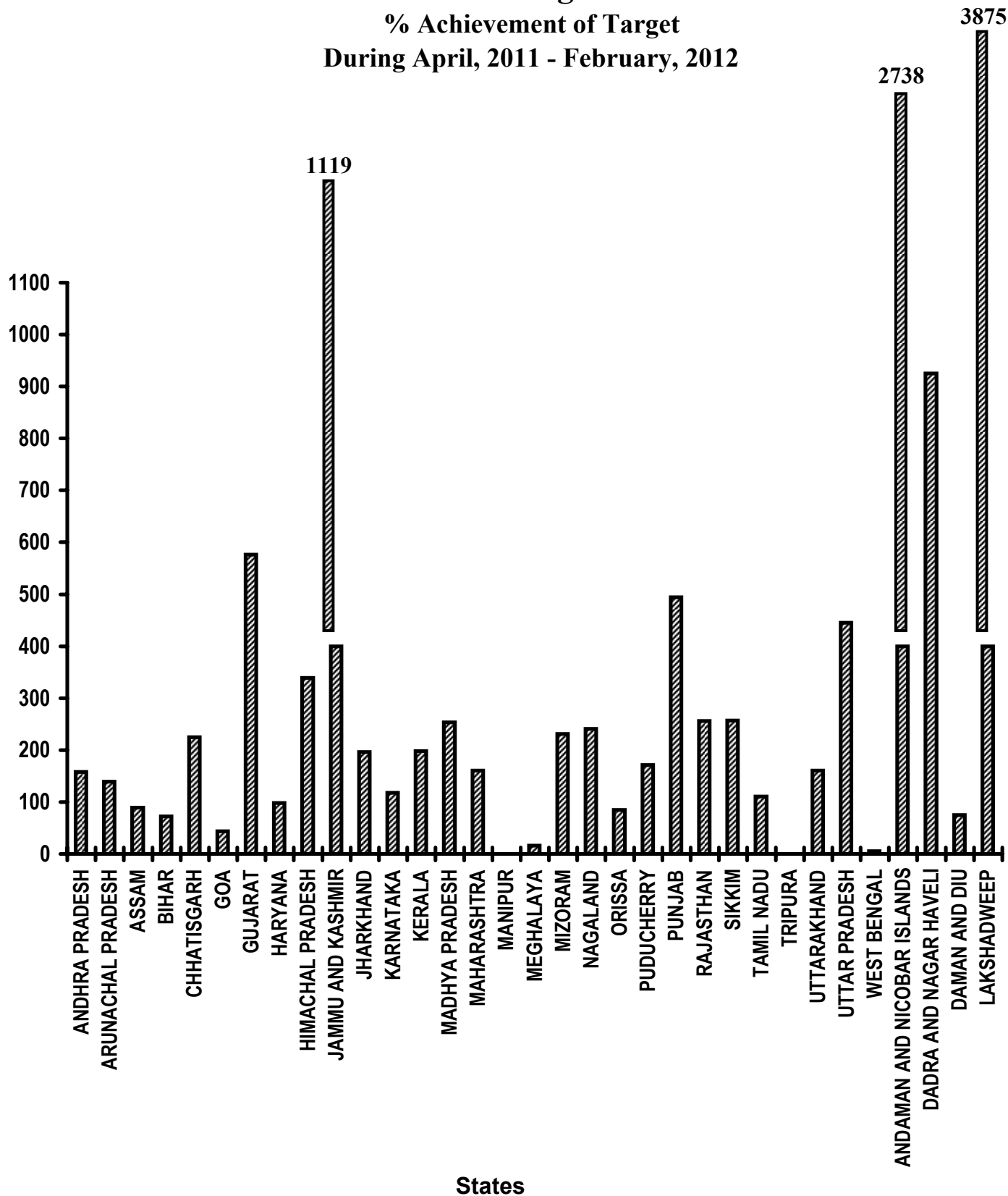


Table - 2

**Swaranjayanti Gram Swarojgar Yojana  
Individual Swarozgaries Assisted  
(Unit: Number)**

Sl. No.	State/UT Name	Target		Achievement April,2011- February,2012	Percent Achievement April,2011- February,2012
		2011-2012	April,2011- February,2012		
(1)	(2)	(3)	(4)	(5)	(5)/(4)
1	ANDHRA PRADESH	5,496	4,855	7,693	158
2	ARUNACHAL PRADESH	271	239	333 *	139
3	ASSAM	7,038	6,217	5,516	89
4	BIHAR	13,075	11,550	8,368	72
5	CHHATISGARH	2,905	2,566	5,775	225
6	GOA	82	72	32	44
7	GUJARAT	2,069	1,827	10,515	576
8	HARYANA	1,217	1,075	1,050	98
9	HIMACHAL PRADESH	513	453	1,537	339
10	JAMMU AND KASHMIR	634	559	6,258	1,119
11	JHARKHAND	4,930	4,355	8,540	196
12	KARNATAKA	4,151	3,666	4309 *	118
13	KERALA	1,862	1,644	3,256	198
14	MADHYA PRADESH	6,222	5,496	13914 *	253
15	MAHARASHTRA	8,205	7,248	11,694	161
16	MANIPUR	472	416	0	0
17	MEGHALAYA	529	467	75	16
18	MIZORAM	122	108	249	231
19	NAGALAND	363	320	770	241
20	ORISSA	6,287	5,554	4,734	85
21	PUDUCHERRY	99	87	149	171
22	PUNJAB	592	523	2,583	494
23	RAJASTHAN	3,152	2,784	7,121	256
24	SIKKIM	136	120	308	257
25	TAMIL NADU	4,860	4,293	4,749	111
26	TRIPURA	852	752	0	0
27	UTTARAKHAND	991	875	1,406	161
28	UTTAR PRADESH	18,824	16,628	73,949	445
29	WEST BENGAL	6,987	6,172	300 *	5
30	ANDAMAN AND NICOBAR ISLANDS	9	8	219	2,738
31	DADRA AND NAGAR HAVELI	9	8	74	925
32	DAMAN AND DIU	9	8	6	75
33	LAKSHADWEEP	9	8	310	3,875
<b>Grand Total</b>		1,02,972	90,953	1,85,792	204

**Very Good:(90% or above of targets)**

ANDHRA PRADESH, ARUNACHAL PRADESH, CHHATISGARH, GUJARAT, HARYANA, HIMACHAL PRADESH, JAMMU AND KASHMIR, JHARKHAND, KARNATAKA, KERALA, MADHYA PRADESH, MAHARASHTRA, MIZORAM, NAGALAND, PUDUCHERRY, PUNJAB, RAJASTHAN, SIKKIM, TAMIL NADU, UTTARAKHAND, UTTAR PRADESH, ANDAMAN AND NICOBAR ISLANDS, DADRA AND NAGAR HAVELI, LAKSHADWEEP

**Good:(Between 80% to 90% targets)**

ASSAM, ORISSA

**Poor:(Below 80% of targets)**

BIHAR, GOA, MANIPUR, MEGHALAYA, TRIPURA, WEST BENGAL, DAMAN AND DIU

\* Figures furnished by M/o Rural Development

**Table - 2 (B)**  
**Swaranjayanti Gram Swarozgar Yojana**

Sl. No. State/UT No. Name		Individual SC Swarozgaries Assisted (Number) April,2011- February,2012	Individual ST Swarozgaries Assisted (Number) April,2011- February,2012	Individual Women Swarozgaries Assisted (Number) April,2011- February,2012	Individual Disabled Swarozgaries Assisted (Number) April,2011- February,2012
(1)	(2)	(3)	(4)	(5)	(6)
1	ANDHRA PRADESH	3,220	838	7,329	499
2	ARUNACHAL PRADESH	0	0	0	0
3	ASSAM	760	897	1,951	361
4	BIHAR	3,152	81	2,008	373
5	CHHATISGARH	926	2,543	481	76
6	GOA	7	9	15	1
7	GUJARAT	4,776	3,646	3,428	95
8	HARYANA	500	0	455	58
9	HIMACHAL PRADESH	638	198	337	35
10	JAMMU AND KASHMIR	695	573	1,067	100
11	JHARKHAND	1,487	4,250	1,404	6
12	KARNATAKA	21,817	5,578	51,195	1,991
13	KERALA	2,554	271	1,747	361
14	MADHYA PRADESH	29,911	28,803	49,653	2,523
15	MAHARASHTRA	3,635	2,803	3,124	893
16	MANIPUR	0	0	0	0
17	MEGHALAYA	0	75	32	0
18	MIZORAM	0	91	54	11
19	NAGALAND	0	252	504	14
20	ORISSA	1,339	1,370	1,505	349
21	PUDUCHERRY	0	0	0	0
22	PUNJAB	1,903	0	602	20
23	RAJASTHAN	1,693	2,393	2,456	237
24	SIKKIM	82	714	955	26
25	TAMIL NADU	2,063	150	3,074	1,838
26	TRIPURA	0	0	0	0
27	UTTARAKHAND	1,251	63	215	8
28	UTTAR PRADESH	38,729	221	21,500	961
29	WEST BENGAL	27,991	5,931	74,802	101
30	ANDAMAN AND NICOBAR ISLAND	0	25	41	2
31	DADRA AND NAGAR HAVELI	0	74	0	0
32	DAMAN AND DIU	0	14	0	0
33	LAKSHADWEEP	310	0	0	0
<b>Grand Total</b>		<b>1,49,439</b>	<b>61,863</b>	<b>2,29,934</b>	<b>10,939</b>

**Table - 3(A)**

**Self Help Groups (SHG)  
(Unit: Number)**

		<b>Formed under SGSY (Number) April,2011- February,2012</b>
<b>Sl. No.</b>	<b>State/UT Name</b>	
<b>(1)</b>	<b>(2)</b>	<b>(3)</b>
1	ANDHRA PRADESH *	22976 *
2	ARUNACHAL PRADESH *	12 *
3	ASSAM	20,552
4	BIHAR	11,870
5	CHHATISGARH *	2672 *
6	DELHI	0
7	GOA	42
8	GUJARAT	5,739
9	HARYANA	1,942
10	HIMACHAL PRADESH	780
11	JAMMU AND KASHMIR	1,138
12	JHARKHAND *	4117 *
13	KARNATAKA	10,150
14	KERALA	2,162
15	MADHYA PRADESH	10,248
16	MAHARASHTRA	10,238
17	MANIPUR	347
18	MEGHALAYA	424
19	MIZORAM	117
20	NAGALAND	740
21	ORISSA	10,964
22	PUDUCHERRY	201
23	PUNJAB	710
24	RAJASTHAN	2,423
25	SIKKIM	100
26	TAMIL NADU	23,380
27	TRIPURA	1,841
28	UTTARAKHAND	4,338
29	UTTAR PRADESH	51,780
30	WEST BENGAL	29,460
31	ANDAMAN AND NICOBAR ISLAND	73
32	CHANDIGARH	0
33	DADRA AND NAGAR HAVELI	0
34	DAMAN AND DIU	0
35	LAKSHADWEEP	0
<b>Grand Total</b>		<b>2,31,536</b>

\* RD figures taken due to wide variation as reported by  
above states.

# Self Help Groups (SHG)

## To whom income generating activities provided

% Achievement of Target  
During April, 2011 - February, 2012

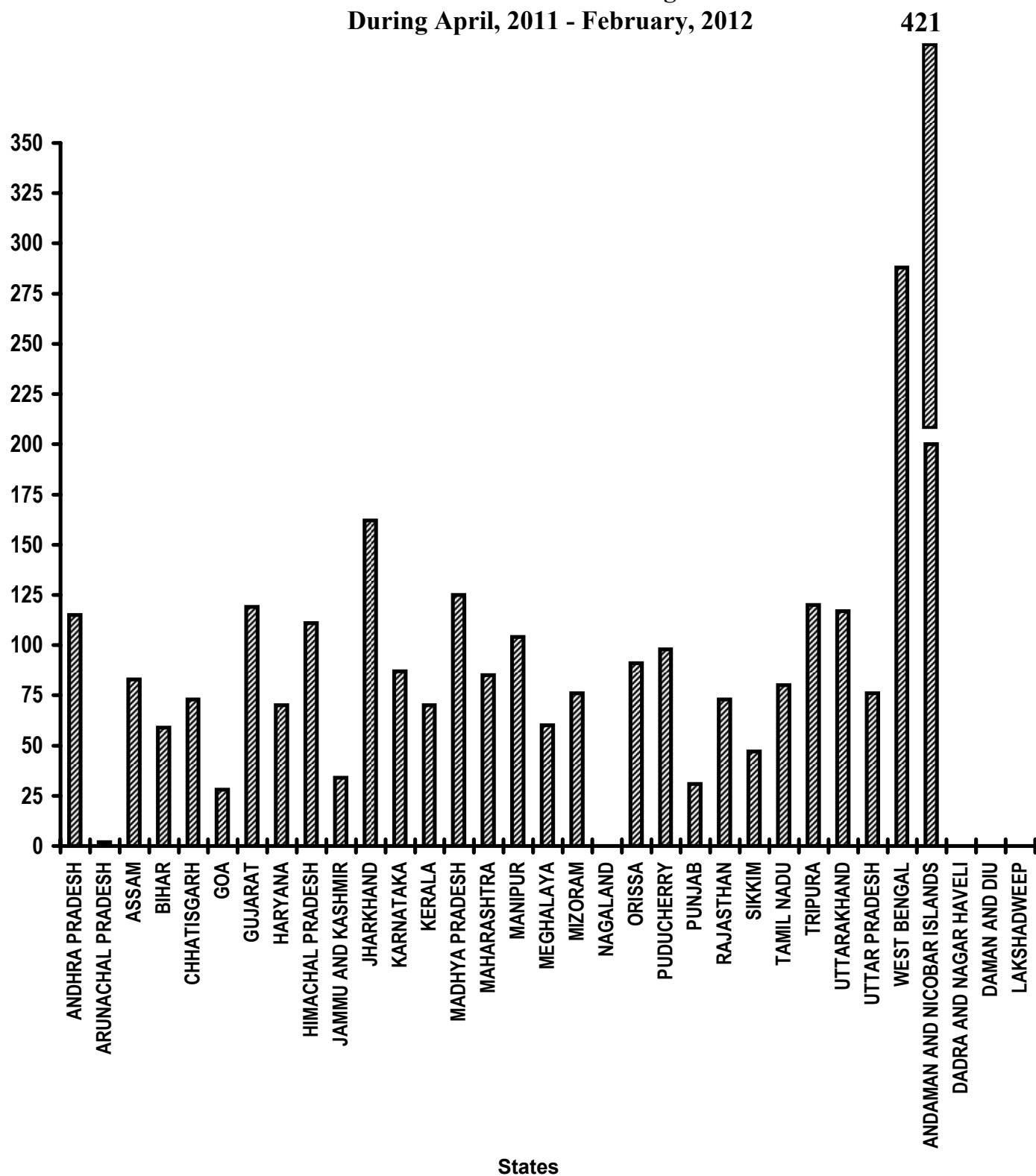


Table - 3(B)

**Self Help Groups (SHG)**  
**To whom income generating activities provided**  
**(Unit: Number)**

Sl. No.	State/UT Name	Target		Achievement	Percent
		2011-2012	April,2011-February,2012	April,2011-February,2012	Achievement April,2011-February,2012
(1)	(2)	(3)	(4)	(5)	(5)/(4)
1	ANDHRA PRADESH	10,025	8,855	10,157	115
2	ARUNACHAL PRADESH	494	435	7 *	2
3	ASSAM	12,838	11,339	9,465	83
4	BIHAR	23,849	21,065	12,361	59
5	CHHATISGARH	5,298	4,679	3403 *	73
6	GOA	155	137	39	28
7	GUJARAT	3,773	3,333	3,959	119
8	HARYANA	2,221	1,961	1,365	70
9	HIMACHAL PRADESH	935	826	914	111
10	JAMMU AND KASHMIR	1,157	1,021	345	34
11	JHARKHAND	8,992	7,942	12,869	162
12	KARNATAKA	7,571	6,687	5,814	87
13	KERALA	3,397	3,000	2,101	70
14	MADHYA PRADESH	11,349	10,024	12,528	125
15	MAHARASHTRA	14,965	13,219	11,294	85
16	MANIPUR	861	760	788	104
17	MEGHALAYA	964	850	508	60
18	MIZORAM	223	196	148	76
19	NAGALAND	661	583	0	0
20	ORISSA	11,467	10,128	9,210	91
21	PUDUCHERRY	180	159	156	98
22	PUNJAB	1,079	952	299	31
23	RAJASTHAN	5,749	5,077	3,711	73
24	SIKKIM	248	218	102	47
25	TAMIL NADU	8,865	7,830	6,283	80
26	TRIPURA	1,554	1,372	1649 *	120
27	UTTARAKHAND	1,808	1,597	1,870	117
28	UTTAR PRADESH	34,336	30,329	23,032	76
29	WEST BENGAL	12,743	11,256	32,473	288
30	ANDAMAN AND NICOBAR ISLANDS	16	14	59	421
31	DADRA AND NAGAR HAVELI	16	14	0	0
32	DAMAN AND DIU	16	14	0	0
33	LAKSHADWEEP	16	14	0	0
<b>Grand Total</b>		<b>1,87,821</b>	<b>1,65,886</b>	<b>1,66,909</b>	<b>101</b>

**Very Good:(90% or above of targets)**

ANDHRA PRADESH, GUJARAT, HIMACHAL PRADESH, JHARKHAND, MADHYA PRADESH, MANIPUR, ORISSA, PUDUCHERRY, TRIPURA, UTTARAKHAND, WEST BENGAL, ANDAMAN AND NICOBAR ISLANDS

**Good:(Between 80% to 90% targets)**

ASSAM, KARNATAKA, MAHARASHTRA, TAMIL NADU

**Poor:(Below 80% of targets)**

ARUNACHAL PRADESH, BIHAR, CHHATISGARH, GOA, HARYANA, JAMMU AND KASHMIR, KERALA, MEGHALAYA, MIZORAM, NAGALAND, PUNJAB, RAJASTHAN, SIKKIM, UTTAR PRADESH, DADRA AND NAGAR HAVELI, DAMAN AND DIU, LAKSHADWEEP

\* Figures furnished by M/o Rural Development



Table - 4

**Distribution of waste land to the landless**  
(Unit: Hectare)

		<b>Total Land Distributed (Hectare)</b>
<b>Sl. No.</b>	<b>State/UT Name</b>	<b>April,2011- February,2012</b>
<b>(1)</b>	<b>(2)</b>	<b>(3)</b>
1	ANDHRA PRADESH	4,122
2	ARUNACHAL PRADESH	0
3	ASSAM	0
4	BIHAR	193
5	CHHATISGARH	0
6	DELHI	0
7	GOA	0
8	GUJARAT	0
9	HARYANA	0
10	JAMMU AND KASHMIR	0
11	JHARKHAND	313
12	KARNATAKA	0
13	KERALA	0
14	MADHYA PRADESH	0
15	MAHARASHTRA	0
16	MANIPUR	0
17	MEGHALAYA	0
18	MIZORAM	0
19	NAGALAND	0
20	ORISSA	180
21	PUDUCHERRY	0
22	PUNJAB	0
23	RAJASTHAN	0
24	SIKKIM	4
25	TAMIL NADU	56
26	TRIPURA	0
27	UTTARAKHAND	0
28	UTTAR PRADESH	1,942
29	WEST BENGAL	0
30	ANDAMAN AND NICOBAR ISLAND	0
31	CHANDIGARH	0
32	DADRA AND NAGAR HAVELI	0
33	DAMAN AND DIU	0
34	LAKSHADWEEP	0
<b>Grand Total</b>		<b>6,810</b>

**Table - 4(B)**  
**Distribution of waste land to the landless**

Sl. No.	State/UT Name	Land Distributed to SC	Land Distributed to ST	Land Distributed to Others
		(Hectare) April,2011- February,2012	(Hectare) April,2011- February,2012	(Hectare) April,2011- February,2012
(1)	(2)	(3)	(4)	(5)
1	ANDHRA PRADESH	760	2,097	1,266
2	ARUNACHAL PRADESH	0	0	0
3	ASSAM	0	0	0
4	BIHAR	170	3	20
5	CHHATISGARH	0	0	0
6	DELHI	0	0	0
7	GOA	0	0	0
8	GUJARAT	0	0	0
9	HARYANA	0	0	0
10	JAMMU AND KASHMIR	0	0	0
11	JHARKHAND	39	34	30
12	KARNATAKA	0	0	0
13	KERALA	0	0	0
14	MADHYA PRADESH	0	0	0
15	MAHARASHTRA	0	0	0
16	MANIPUR	0	0	0
17	MEGHALAYA	0	0	0
18	MIZORAM	0	0	0
19	NAGALAND	0	0	0
20	ORISSA	37	77	66
21	PUDUCHERRY	0	0	0
22	PUNJAB	0	0	0
23	RAJASTHAN	0	0	0
24	SIKKIM	0	2	2
25	TAMIL NADU	17	1	38
26	TRIPURA	0	0	0
27	UTTARAKHAND	0	0	0
28	UTTAR PRADESH	1,713	0	229
29	WEST BENGAL	0	0	0
30	ANDAMAN AND NICOBAR ISLAND	0	0	0
31	CHANDIGARH	0	0	0
32	DADRA AND NAGAR HAVELI	0	0	0
33	DAMAN AND DIU	0	0	0
34	LAKSHADWEEP	0	0	0
<b>Grand Total</b>		<b>2,736</b>	<b>2,214</b>	<b>1,651</b>

**Table - 5(A)**  
**Minimum Wages Enforcement (including Farm Labour)**

Sl. State/UT No. Name		Agriculture and Farm Workers: Inspections made (Number) April,2011- February,2012	Agriculture and Farm Workers: Irregularities detected (Number) April,2011- February,2012	Agriculture and Farm Workers: Irregularities rectified (Number) April,2011- February,2012
(1)	(2)	(3)	(4)	(5)
1	ANDHRA PRADESH	0	0	0
2	ARUNACHAL PRADESH	0	0	0
3	ASSAM	0	0	0
4	BIHAR	13,742	2,736	2,767
5	CHHATISGARH	0	0	0
6	DELHI	0	0	0
7	GOA	898	12	6
8	GUJARAT	46,750	3,160	3,442
9	HARYANA	0	0	0
10	HIMACHAL PRADESH	0	0	0
11	JAMMU AND KASHMIR	0	0	0
12	JHARKHAND	5,220	522	379
13	KARNATAKA	0	0	0
14	KERALA	0	0	27
15	MADHYA PRADESH	0	0	0
16	MAHARASHTRA	0	0	0
17	MANIPUR	551	12	6
18	MEGHALAYA	0	0	0
19	MIZORAM	0	0	0
20	NAGALAND	0	0	0
21	ORISSA	0	0	0
22	PUDUCHERRY	0	0	0
23	PUNJAB	0	0	0
24	RAJASTHAN	1,846	5	1
25	SIKKIM	0	0	0
26	TAMIL NADU	0	0	0
27	TRIPURA	0	0	0
28	UTTARAKHAND	0	0	0
29	UTTAR PRADESH	0	0	0
30	WEST BENGAL	0	0	0
31	ANDAMAN AND NICOBAR ISLAND	0	0	0
32	CHANDIGARH	0	0	0
33	DADRA AND NAGAR HAVELI	5	0	0
34	DAMAN AND DIU	0	0	0
35	LAKSHADWEEP	0	0	0
<b>Grand Total</b>		<b>69,012</b>	<b>6,447</b>	<b>6,628</b>

Table - 5(B)

**Minimum Wages Enforcement (including Farm Labour)**  
(Unit: Number)

Sl. No.	State/UT Name	Agriculture and Farm Workers: Claims filed (Number) April,2011-February,2012	Agriculture and Farm Workers: Claims settled (Number) April,2011-February,2012
(1)	(2)	(3)	(4)
1	ANDHRA PRADESH	0	0
2	ARUNACHAL PRADESH	0	0
3	ASSAM	0	0
4	BIHAR	822	883
5	CHHATISGARH	0	0
6	DELHI	0	0
7	GOA	1	0
8	GUJARAT	0	0
9	HARYANA	0	0
10	HIMACHAL PRADESH	0	0
11	JAMMU AND KASHMIR	0	0
12	JHARKHAND	4,447	30
13	KARNATAKA	0	0
14	KERALA	0	0
15	MADHYA PRADESH	0	0
16	MAHARASHTRA	0	0
17	MANIPUR	0	0
18	MEGHALAYA	0	0
19	MIZORAM	0	0
20	NAGALAND	0	0
21	ORISSA	0	0
22	PUDUCHERRY	0	0
23	PUNJAB	0	0
24	RAJASTHAN	2	7
25	SIKKIM	0	0
26	TAMIL NADU	0	0
27	TRIPURA	0	0
28	UTTARAKHAND	0	0
29	UTTAR PRADESH	0	0
30	WEST BENGAL	0	0
31	ANDAMAN AND NICOBAR ISLAND	0	0
32	CHANDIGARH	0	0
33	DADRA AND NAGAR HAVELI	1	0
34	DAMAN AND DIU	0	0
35	LAKSHADWEEP	0	0
<b>Grand Total</b>		<b>5,273</b>	<b>920</b>

Table - 5(C)

## Minimum Wages Enforcement (including Farm Labour)

Sl. No.	State/UT Name	Agriculture and Farm Workers: Prosecution cases Pending (Number) April,2011-February,2012	Agriculture and Farm Workers: Prosecution cases filed (Number) April,2011-February,2012	Agriculture and Farm Workers: Prosecution cases decided (Number) April,2011-February,2012
		(3)	(4)	(5)
1	ANDHRA PRADESH	0	0	0
2	ARUNACHAL PRADESH	0	0	0
3	ASSAM	0	0	0
4	BIHAR	401	0	0
5	CHHATISGARH	0	0	0
6	DELHI	0	0	0
7	GOA	0	4	0
8	GUJARAT	6,720	33	107
9	HARYANA	0	0	0
10	HIMACHAL PRADESH	0	0	0
11	JAMMU AND KASHMIR	0	0	0
12	JHARKHAND	20	7	0
13	KARNATAKA	0	0	0
14	KERALA	0	0	0
15	MADHYA PRADESH	0	0	0
16	MAHARASHTRA	0	0	0
17	MANIPUR	0	0	0
18	MEGHALAYA	0	0	0
19	MIZORAM	0	0	0
20	NAGALAND	0	0	0
21	ORISSA	0	0	0
22	PUDUCHERRY	0	0	0
23	PUNJAB	0	0	0
24	RAJASTHAN	1	0	1
25	SIKKIM	0	0	0
26	TAMIL NADU	0	0	0
27	TRIPURA	0	0	0
28	UTTARAKHAND	0	0	0
29	UTTAR PRADESH	0	0	0
30	WEST BENGAL	0	0	0
31	ANDAMAN AND NICOBAR ISLAND	0	0	0
32	CHANDIGARH	0	0	0
33	DADRA AND NAGAR HAVELI	0	1	0
34	DAMAN AND DIU	0	0	0
35	LAKSHADWEEP	0	0	0
Grand Total		7,142	45	108

# Food Security: Targeted Public Distribution System (APL+BPL+AAY)

## Off take

% Achievement of Target

During April, 2011 - February, 2012

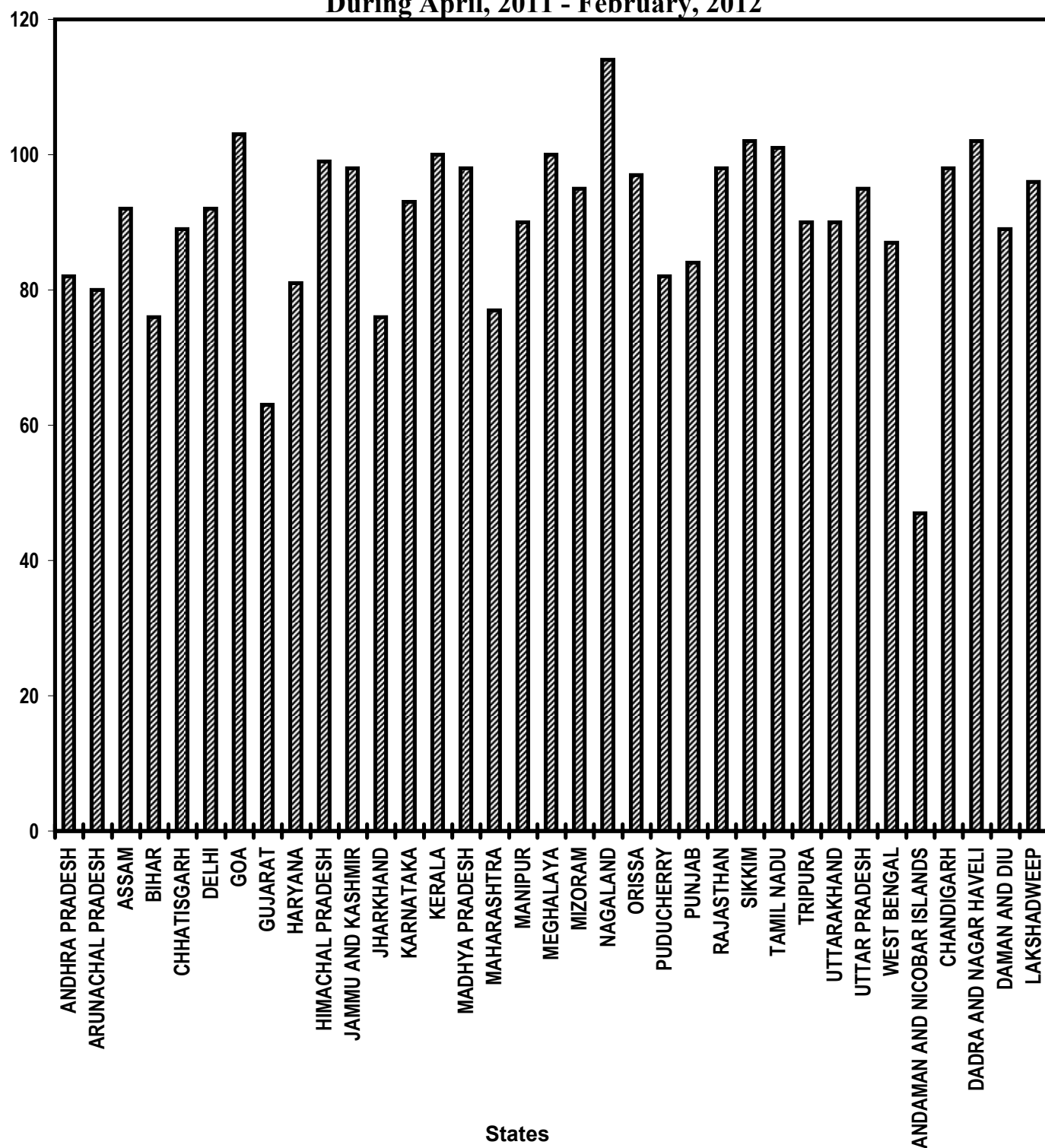


Table - 6(A)

## Food security-Targeted Public Distribution system (APL+BPL+AAV)

Sl. State/UT No. Name		Allocation of Food Grains (Tonnes) April,2011- February,2012	Off take * (Tonnes) April,2011- February,2012	Percentage of offtake w.r.t. Allocation of Food Grains
(1)	(2)	(3)	(4)	(5)
1	ANDHRA PRADESH	34,19,684	28,02,108	82
2	ARUNACHAL PRADESH	93,093	74,228	80
3	ASSAM	16,49,518	15,18,846	92
4	BIHAR	33,41,656	25,42,935	76
5	CHHATISGARH	11,15,076	9,86,889	89
6	DELHI	5,47,948	5,04,069	92
7	GOA	55,063	56,794	103
8	GUJARAT	18,44,979	11,68,218	63
9	HARYANA	6,69,421	5,45,527	81
10	HIMACHAL PRADESH	4,75,151	4,70,680	99
11	JAMMU AND KASHMIR	6,93,737	6,81,447	98
12	JHARKHAND	12,25,811	9,33,853	76
13	KARNATAKA	21,82,502	20,37,410	93
14	KERALA	13,08,950	13,07,253	100
15	MADHYA PRADESH	24,52,693	24,13,470	98
16	MAHARASHTRA	42,50,527	32,93,129	77
17	MANIPUR	1,46,200	1,31,436	90
18	MEGHALAYA	1,65,981	1,65,962	100
19	MIZORAM	64,295	60,873	95
20	NAGALAND	1,16,303	1,32,602	114
21	ORISSA	19,41,059	18,87,623	97
22	PUDUCHERRY	53,886	44,087	82
23	PUNJAB	7,45,102	6,22,818	84
24	RAJASTHAN	19,33,515	19,02,025	98
25	SIKKIM	40,580	41,456	102
26	TAMIL NADU	34,12,596	34,54,636	101
27	TRIPURA	2,82,764	2,54,414	90
28	UTTARAKHAND	4,60,036	4,14,157	90
29	UTTAR PRADESH	65,08,880	61,77,906	95
30	WEST BENGAL	34,42,321	29,93,734	87
31	ANDAMAN AND NICOBAR ISLAND	31,185	14,617	47
32	CHANDIGARH	31,915	31,193	98
33	DADRA AND NAGAR HAVELI	9,412	9,633	102
34	DAMAN AND DIU	4,959	4,399	89
35	LAKSHADWEEP	4,235	4,053	96
Grand Total		4,47,21,033	3,96,84,480	89

**Very Good:(90% or above of targets)**

ASSAM, DELHI, GOA, HIMACHAL PRADESH, JAMMU AND KASHMIR, KARNATAKA, KERALA, MADHYA PRADESH, MANIPUR, MEGHALAYA, MIZORAM, NAGALAND, ORISSA, RAJASTHAN, SIKKIM, TAMIL NADU, TRIPURA, UTTARAKHAND, UTTAR PRADESH, CHANDIGARH, DADRA AND NAGAR HAVELI, LAKSHADWEEP

**Good:(Between 80% to 90% targets)**

ANDHRA PRADESH, ARUNACHAL PRADESH, CHHATISGARH, HARYANA, PUDUCHERRY, PUNJAB, WEST BENGAL, DAMAN AND DIU

**Poor:(Below 80% of targets)**

BIHAR, GUJARAT, JHARKHAND, MAHARASHTRA, ANDAMAN AND NICOBAR ISLANDS

\* Offtake figures are provisional, subject to confirmation from FC

# Food Security: Targeted Public Distribution System (Only Antyodaya Anna Yojana)

## Off take

% Achievement of Target

During April, 2011 - February, 2012

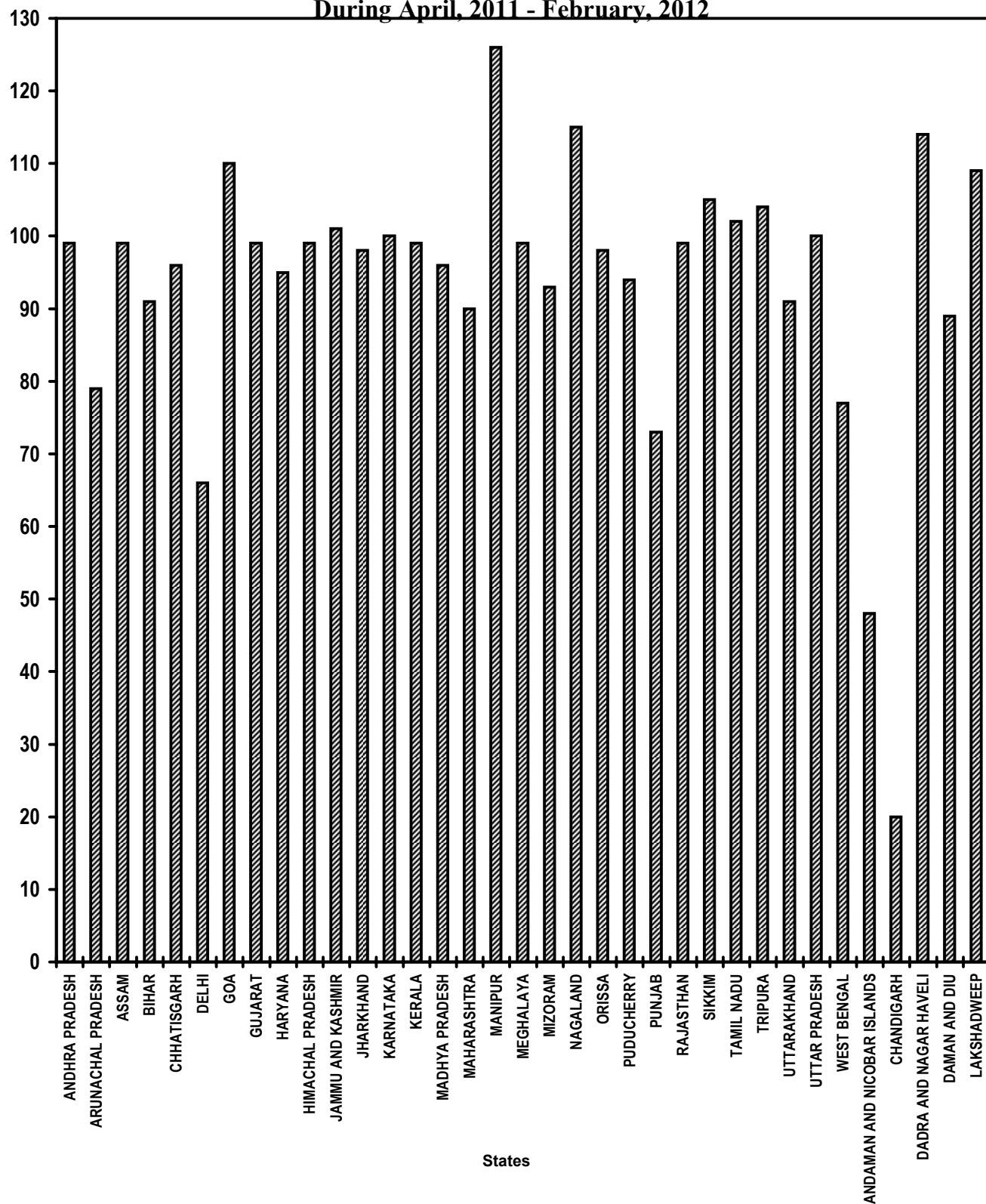




Table - 6(B)

## Food security-Targeted Public Distribution system (only AAY)

Sl. State/UT No. Name		Allocation of Food Grains (Tonnes) April,2011- February,2012	Off take * (Tonnes) April,2011- February,2012	Percentage of offtake w.r.t. Allocation of Food Grains
(1)	(2)	(3)	(4)	(5)
1	ANDHRA PRADESH	5,99,764	5,96,327	99
2	ARUNACHAL PRADESH	14,641	11,632	79
3	ASSAM	2,71,051	2,69,271	99
4	BIHAR	9,62,885	8,78,489	91
5	CHHATISGARH	2,76,782	2,66,440	96
6	DELHI	57,827	37,882	66
7	GOA	5,599	6,160	110
8	GUJARAT	3,11,740	3,09,970	99
9	HARYANA	1,12,585	1,07,298	95
10	HIMACHAL PRADESH	75,845	74,978	99
11	JAMMU AND KASHMIR	98,439	99,221	101
12	JHARKHAND	3,53,397	3,46,936	98
13	KARNATAKA	4,59,728	4,57,744	100
14	KERALA	2,29,405	2,28,221	99
15	MADHYA PRADESH	6,08,905	5,82,309	96
16	MAHARASHTRA	9,48,640	8,50,788	90
17	MANIPUR	24,497	# 30972	126
18	MEGHALAYA	27,027	26,869	99
19	MIZORAM	10,010	9,311	93
20	NAGALAND	18,304	21,023	115
21	ORISSA	4,86,860	4,77,321	98
22	PUDUCHERRY	12,419	11,704	94
23	PUNJAB	69,080	50,152	73
24	RAJASTHAN	3,58,864	3,56,109	99
25	SIKKIM	6,358	6,674	105
26	TAMIL NADU	7,17,782	7,30,493	102
27	TRIPURA	43,560	45,240	104
28	UTTARAKHAND	73,502	67,163	91
29	UTTAR PRADESH	15,76,190	15,71,392	100
30	WEST BENGAL	5,69,877	4,41,495	77
31	ANDAMAN AND NICOBAR ISLANDS	1,650	789	48
32	CHANDIGARH	572	115	20
33	DADRA AND NAGAR HAVELI	2,013	2,287	114
34	DAMAN AND DIU	583	520	89
35	LAKSHADWEEP	462	504	109
Grand Total		93,86,843	89,73,799	96

**Very Good:(90% or above of targets)**

ANDHRA PRADESH, ASSAM, BIHAR, CHHATISGARH, GOA, GUJARAT, HARYANA, HIMACHAL PRADESH, JAMMU AND KASHMIR, JHARKHAND, KARNATAKA, KERALA, MADHYA PRADESH, MAHARASHTRA, MANIPUR, MEGHALAYA, MIZORAM, NAGALAND, ORISSA, PUDUCHERRY, RAJASTHAN, SIKKIM, TAMIL NADU, TRIPURA, UTTARAKHAND, UTTAR PRADESH, DADRA AND NAGAR HAVELI, LAKSHADWEEP

**Good:(Between 80% to 90% targets)**

DAMAN AND DIU

**Poor:(Below 80% of targets)**

ARUNACHAL PRADESH, DELHI, PUNJAB, WEST BENGAL, ANDAMAN AND NICOBAR ISLANDS, CHANDIGARH

\* Offtake figures are provisional, subject to confirmation from FCI

# Offtake figures are high due to inclusion of backlog stock of previous year as clarified by the Nodal Ministry

# Food Security: Targeted Public Distribution System (Only BPL)

## Off take

% Achievement of Target  
During April, 2011 - February, 2012

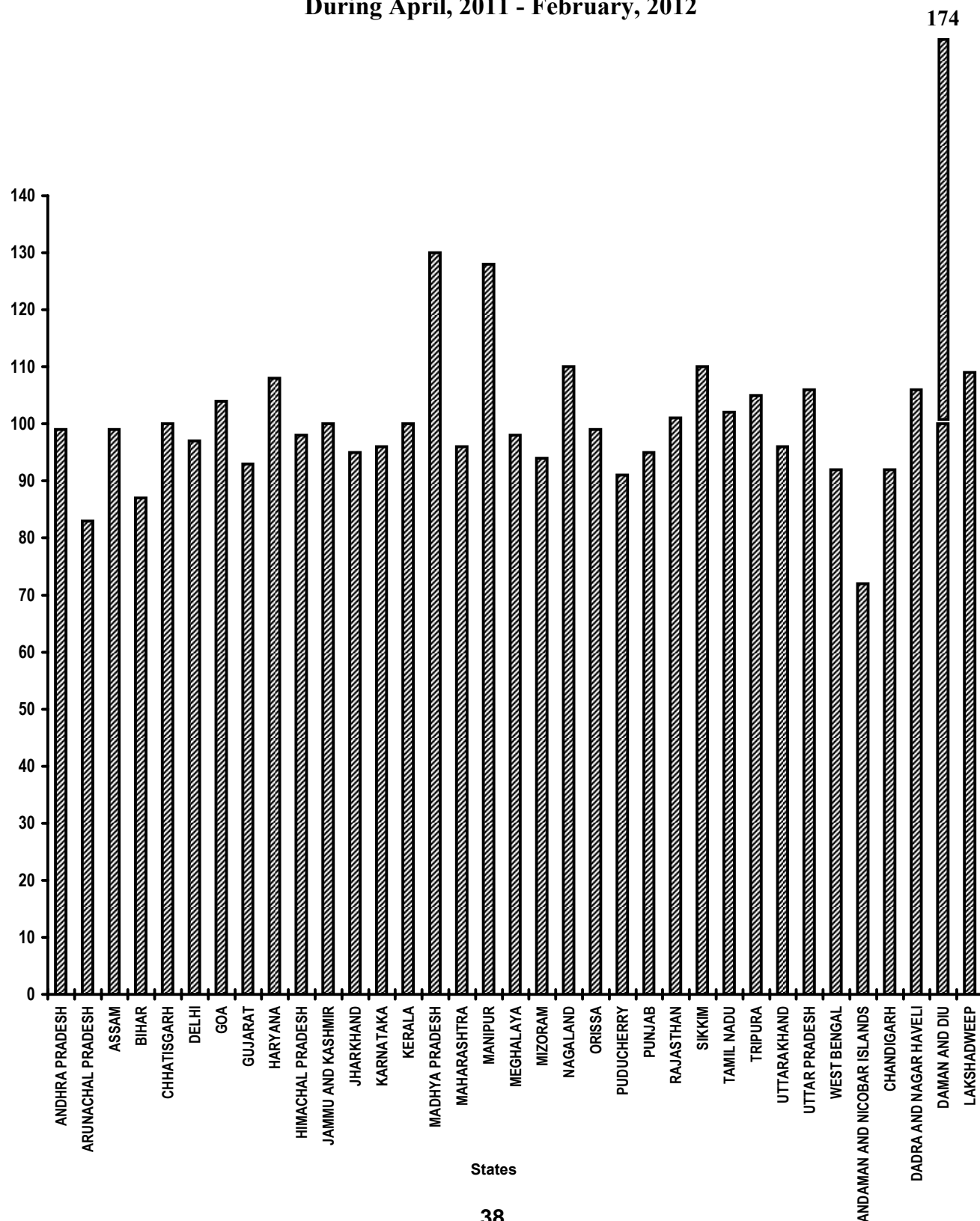


Table - 6(C)

## Food Security - Targeted Public Distribution System (Only BPL)

Sl. No.	State/UT Name	Allocation of Food Grains (Tonnes) April,2011-February,2012	Off take * (Tonnes) April,2011-February,2012	Percentage of offtake w.r.t. Allocation of Food Grains
(1)	(2)	(3)	(4)	(5)
1	ANDHRA PRADESH	9,64,414	9,52,044	99
2	ARUNACHAL PRADESH	23,397	19,334	83
3	ASSAM	4,35,622	4,31,947	99
4	BIHAR	15,48,591	13,54,196	87
5	CHHATISGARH	4,45,214	4,43,204	100
6	DELHI	99,638	97,106	97
7	GOA	5,071	5,295	104
8	GUJARAT	5,04,504	4,69,100	93
9	HARYANA	1,91,191	2,06,915	108
10	HIMACHAL PRADESH	1,22,045	1,20,044	98
11	JAMMU AND KASHMIR	1,84,888	1,85,719	100
12	JHARKHAND	5,68,304	5,38,212	95
13	KARNATAKA	7,45,025	7,14,826	96
14	KERALA	3,68,819	3,68,376	100
15	MADHYA PRADESH	9,79,198	# 12,75,927	130
16	MAHARASHTRA	15,66,972	14,99,090	96
17	MANIPUR	39,424	# 50443	128
18	MEGHALAYA	43,428	42,561	98
19	MIZORAM	16,170	15,220	94
20	NAGALAND	29,436	32,501	110
21	ORISSA	10,68,441	10,58,375	99
22	PUDUCHERRY	19,767	18,005	91
23	PUNJAB	1,11,078	1,05,660	95
24	RAJASTHAN	5,77,071	5,80,906	101
25	SIKKIM	10,362	11,435	110
26	TAMIL NADU	11,54,296	11,81,984	102
27	TRIPURA	70,015	73,438	105
28	UTTARAKHAND	1,18,239	1,12,985	96
29	UTTAR PRADESH	25,35,225	26,95,910	106
30	WEST BENGAL	14,24,115	13,14,411	92
31	ANDAMAN AND NICOBAR ISLANDS	4,895	3,543	72
32	CHANDIGARH	3,443	3,179	92
33	DADRA AND NAGAR HAVELI	4,609	4,869	106
34	DAMAN AND DIU	957	# 1667	174
35	LAKSHADWEEP	693	756	109
Grand Total		1,59,84,557	1,59,89,183	100

**Very Good:(90% or above of targets)**

ANDHRA PRADESH, ASSAM, CHHATISGARH, DELHI, GOA, GUJARAT, HARYANA, HIMACHAL PRADESH, JAMMU AND KASHMIR, JHARKHAND, KARNATAKA, KERALA, MADHYA PRADESH, MAHARASHTRA, MANIPUR, MEGHALAYA, MIZORAM, NAGALAND, ORISSA, PUDUCHERRY, PUNJAB, RAJASTHAN, SIKKIM, TAMIL NADU, TRIPURA, UTTARAKHAND, UTTAR PRADESH, WEST BENGAL, CHANDIGARH, DADRA AND NAGAR HAVELI, DAMAN AND DIU, LAKSHADWEEP

**Good:(Between 80% to 90% targets)**

ARUNACHAL PRADESH, BIHAR

**Poor:(Below 80% of targets)**

ANDAMAN AND NICOBAR ISLANDS

\* Offtake figures are provisional, subject to confirmation from FCI

# Offtake figures are high due to inclusion of backlog stock of previous year as clarified by the Nodal Ministry

# Rural Housing - Indira Awaas Yojana

## Houses constructed

% Achievement of Target

During April, 2011 - February, 2012

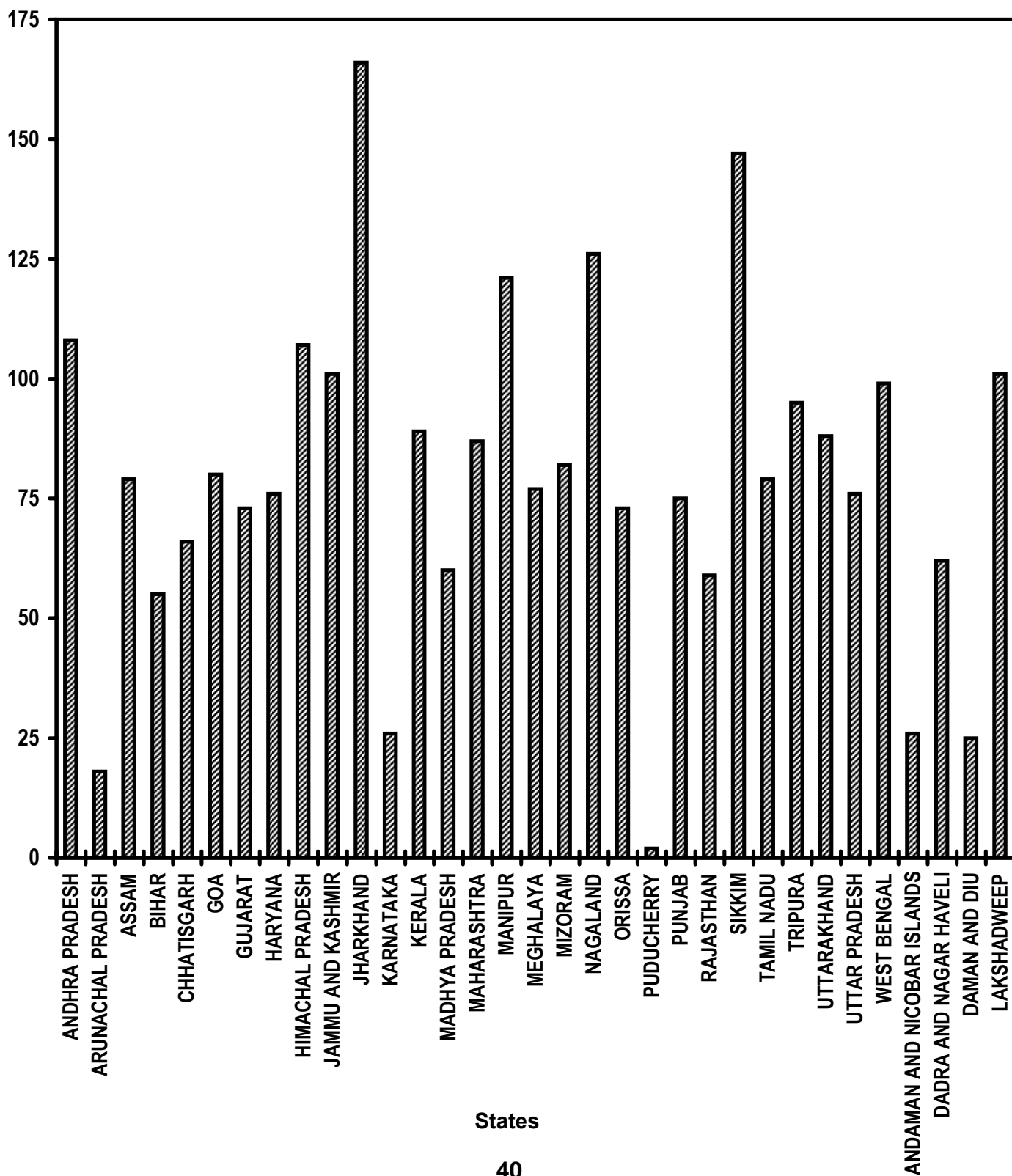


Table - 7

**Rural Housing - Indira Awaas Yojana**  
**Houses constructed**  
**(Unit: Number)**

Sl. No.	State/UT Name	Target		Achievement April,2011-February,2012	Percent Achievement April,2011-February,2012
		2011-2012	April,2011-February,2012		
(1)	(2)	(3)	(4)	(5)	(5)/(4)
1	ANDHRA PRADESH	2,49,013	2,11,661	2,28,142	108
2	ARUNACHAL PRADESH	7,548	6,415	1163 *	18
3	ASSAM	1,66,913	1,38,542	1,09,528	79
4	BIHAR	7,37,486	6,26,862	3,45,993	55
5	CHHATISGARH	37,466	31,845	21131 *	66
6	GOA	1,547	1,315	1,058	80
7	GUJARAT	1,23,168	1,04,689	76,755	73
8	HARYANA	17,293	14,698	11,208	76
9	HIMACHAL PRADESH	5,659	4,809	5,149	107
10	JAMMU AND KASHMIR	17,578	14,940	15,053	101
11	JHARKHAND	63,477	53,955	89,576	166
12	KARNATAKA	96,760	82,246	21,373	26
13	KERALA	53,808	45,736	40,820	89
14	MADHYA PRADESH	76,135	64,713	38,800	60
15	MAHARASHTRA	1,51,063	1,28,402	1,11,105	87
16	MANIPUR	6,552	5,569	6,725	121
17	MEGHALAYA	11,412	9,700	7,499	77
18	MIZORAM	2,432	2,067	1,702	82
19	NAGALAND	7,552	6,418	8083 *	126
20	ORISSA	1,42,082	1,20,769	88,390	73
21	PUDUCHERRY	1,190	1,011	21	2
22	PUNJAB	21,386	18,177	13,705	75
23	RAJASTHAN	61,894	52,609	30,811	59
24	SIKKIM	1,444	1,227	1,805	147
25	TAMIL NADU	1,00,553	85,469	67,162	79
26	TRIPURA	14,704	12,498	11,924	95
27	UTTARAKHAND	15,488	13,164	11,578	88
28	UTTAR PRADESH	3,32,804	2,82,883	2,15,526	76
29	WEST BENGAL	1,99,176	1,69,299	1,67,469	99
30	ANDAMAN AND NICOBAR ISLANDS	2,389	2,030	532	26
31	DADRA AND NAGAR HAVELI	398	345	215	62
32	DAMAN AND DIU	178	151	37	25
33	LAKSHADWEEP	154	130	131	101
<b>Grand Total</b>		<b>27,26,702</b>	<b>23,14,344</b>	<b>17,50,169</b>	<b>76</b>

**Very Good:(90% or above of targets)**

ANDHRA PRADESH, HIMACHAL PRADESH, JAMMU AND KASHMIR, JHARKHAND, MANIPUR, NAGALAND, SIKKIM, TRIPURA, WEST BENGAL, LAKSHADWEEP

**Good:(Between 80% to 90% targets)**

GOA, KERALA, MAHARASHTRA, MIZORAM, UTTARAKHAND

**Poor:(Below 80% of targets)**

ARUNACHAL PRADESH, ASSAM, BIHAR, CHHATISGARH, GUJARAT, HARYANA, KARNATAKA, MADHYA PRADESH, MEGHALAYA, ORISSA, PUDUCHERRY, PUNJAB, RAJASTHAN, TAMIL NADU, UTTAR PRADESH, ANDAMAN AND NICOBAR ISLANDS, DADRA AND NAGAR HAVELI, DAMAN AND DIU

\* Figures furnished by M/o Rural Development

# EWS/LIG Houses in Urban Areas

Houses constructed  
% Achievement of Target  
During April, 2011 - February, 2012

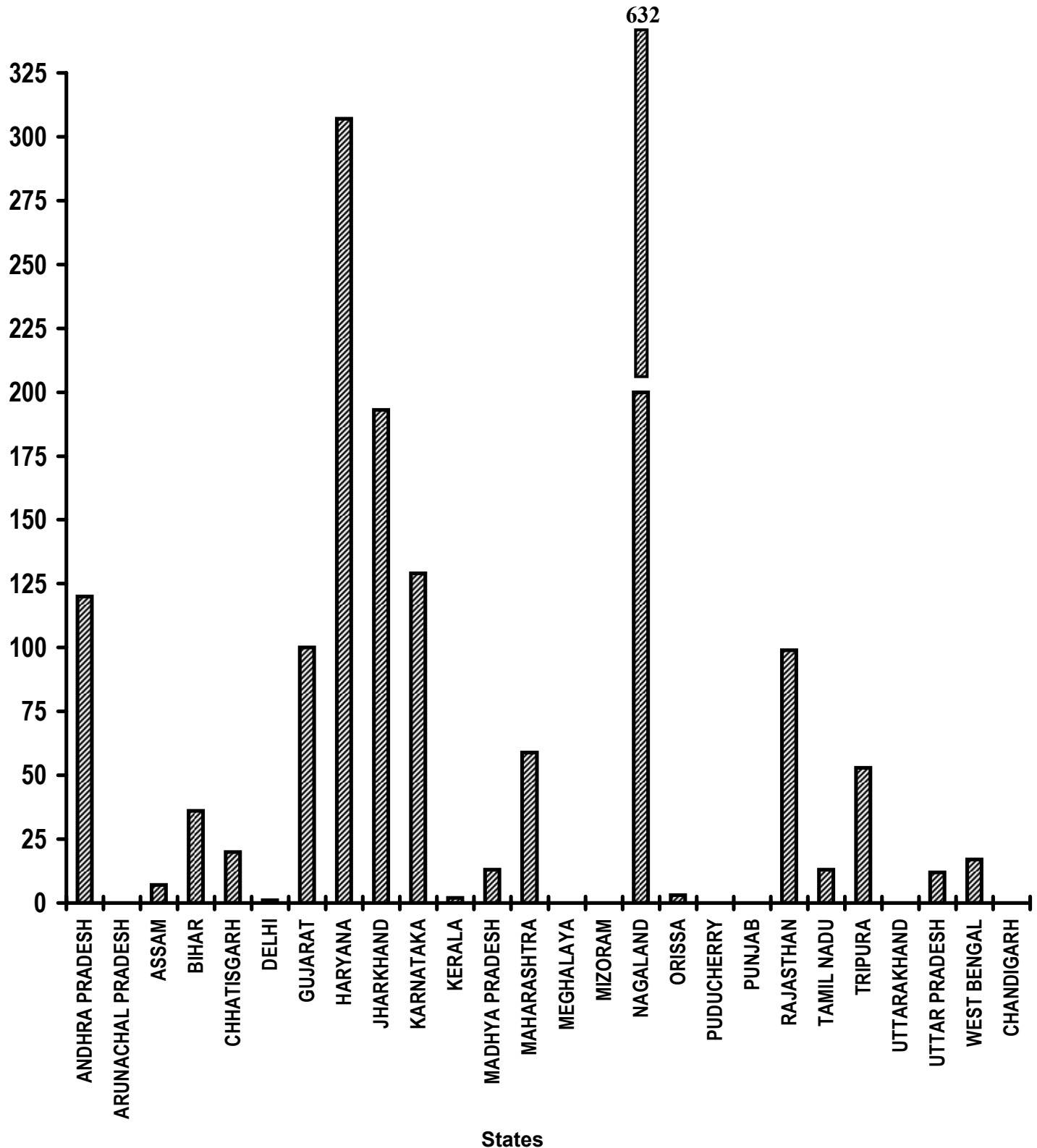


Table - 8

**EWS/LIG Houses in Urban Areas**  
**Houses constructed**  
**(Unit: Number)**

Sl. No.	State/UT Name	Target		Achievement April,2011- February,2012	Percent Achievement April,2011- February,2012
		2011-2012	April,2011- February,2012		
(1)	(2)	(3)	(4)	(5)	(5)/(4)
1	ANDHRA PRADESH	40,000	36,666	43,906	120
2	ARUNACHAL PRADESH	250	229	0	0
3	ASSAM	4,000	3,666	254	7
4	BIHAR	8,000	7,333	2,631	36
5	CHHATISGARH	12,500	11,458	2,254	20
6	DELHI	20,000	18,333	200	1
7	GUJARAT	35,000	32,083	32,102	100
8	HARYANA	5,500	5,041	15,483	307
9	JHARKHAND	5,000	4,583	8,858	193
10	KARNATAKA	14,000	12,833	16,550	129
11	KERALA	15,000	13,750	268	2
12	MADHYA PRADESH	25,000	22,916	2,956	13
13	MAHARASHTRA	70,000	64,166	38,050	59
14	MEGHALAYA	600	550	0	0
15	MIZORAM	1,150	1,054	0	0
16	NAGALAND	2,000	1,833	11,592	632
17	ORISSA	5,800	5,316	155	3
18	PUDUCHERRY	1,200	1,100	0	0
19	PUNJAB	2,000	1,833	0	0
20	RAJASTHAN	22,000	20,166	20,033	99
21	TAMIL NADU	35,000	32,083	4,181	13
22	TRIPURA	1,000	916	489	53
23	UTTARAKHAND	3,000	2,750	0	0
24	UTTAR PRADESH	32,000	29,333	3,386	12
25	WEST BENGAL	35,000	32,083	5,504	17
26	CHANDIGARH	5,000	4,583	0	0
<b>Grand Total</b>		<b>4,00,000</b>	<b>3,66,657</b>	<b>2,08,852</b>	<b>57</b>

**Very Good:(90% or above of targets)**

ANDHRA PRADESH, GUJARAT, HARYANA, JHARKHAND, KARNATAKA, NAGALAND, RAJASTHAN

**Poor:(Below 80% of targets)**

ARUNACHAL PRADESH, ASSAM, BIHAR, CHHATISGARH, DELHI, KERALA, MADHYA PRADESH, MAHARASHTRA, MEGHALAYA, MIZORAM, ORISSA, PUDUCHERRY, PUNJAB, TAMIL NADU, TRIPURA, UTTARAKHAND, UTTAR PRADESH, WEST BENGAL, CHANDIGARH

# Rural Areas- National Rural Drinking Water Programme (NRDWP)

Habitations covered (Partially Covered & Slipped back)

% Achievement of Target

During April, 2011 - February, 2012

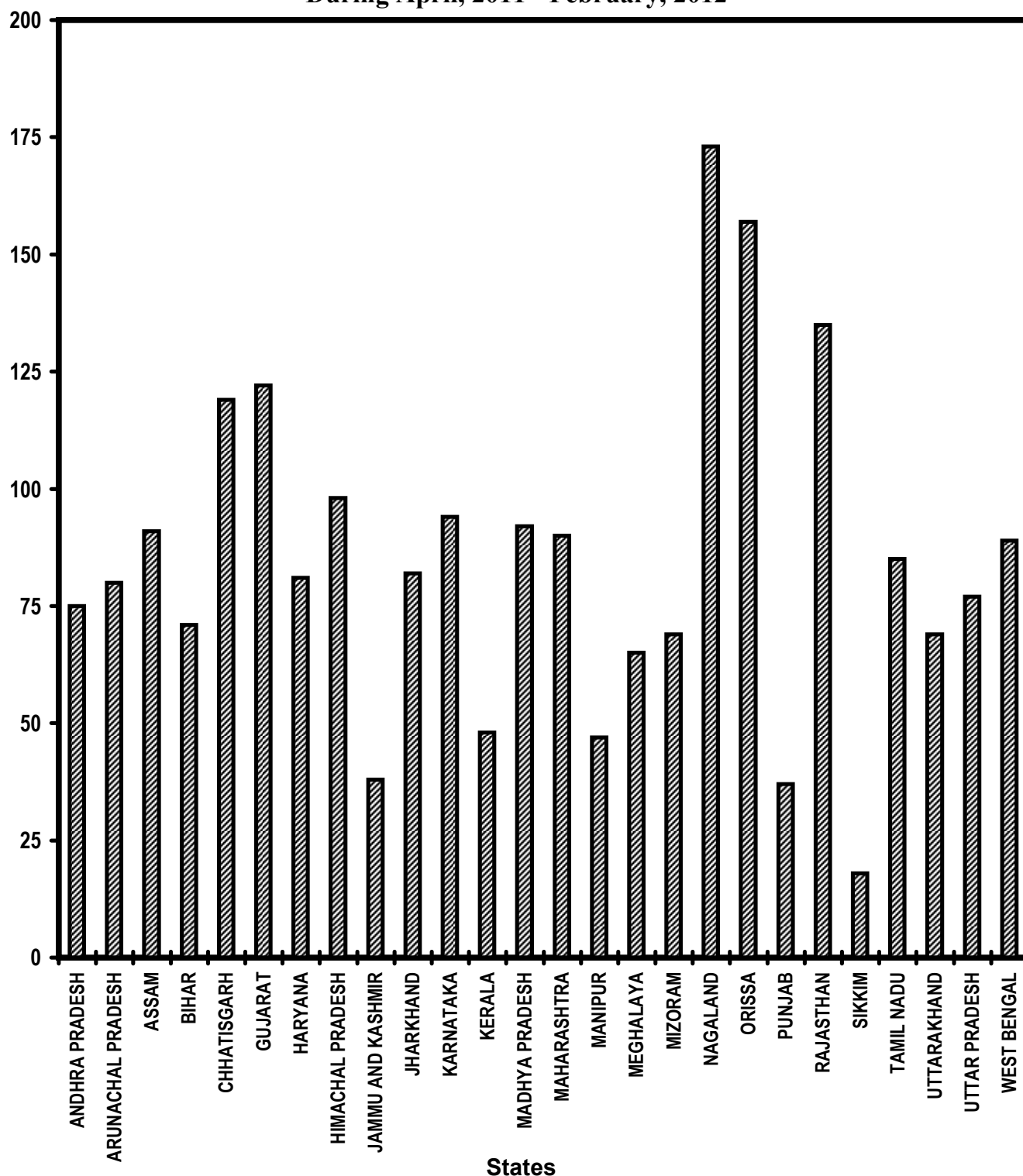




Table - 9(A)

**Rural Areas: National Rural Drinking Water Programme (NRDWP)**  
**Habitations covered (Partially covered & Slipped back)**  
**(Unit: Number)**

Sl. No.	State/UT Name	Target		Achievement * April,2011- February,2012	Percent Achievement April,2011- February,2012
		2011-2012	April,2011- February,2012		
(1)	(2)	(3)	(4)	(5)	(5)/(4)
1	ANDHRA PRADESH	5,433	4,708	3,512	75
2	ARUNACHAL PRADESH	300	260	209 *	80
3	ASSAM	2,915	2,526	2,291	91
4	BIHAR	9,435	8,176	5,788	71
5	CHHATISGARH	5,126	4,442	5278 *	119
6	GUJARAT	720	624	762	122
7	HARYANA	839	726	588	81
8	HIMACHAL PRADESH	2,557	2,215	2,181	98
9	JAMMU AND KASHMIR	903	782	296 *	38
10	JHARKHAND	18,306	15,864	13029 *	82
11	KARNATAKA	7,000	6,066	5,718	94
12	KERALA	667	577	279	48
13	MADHYA PRADESH	16,140	13,988	12879 *	92
14	MAHARASHTRA	5,135	4,449	3,993	90
15	MANIPUR	326	282	133	47
16	MEGHALAYA	523	452	293	65
17	MIZORAM	125	108	75	69
18	NAGALAND	35	30	52 *	173
19	ORISSA	3,116	2,700	4,228	157
20	PUNJAB	1,608	1,393	511	37
21	RAJASTHAN	2,272	1,968	2,652	135
22	SIKKIM	200	173	31	18
23	TAMIL NADU	5,923	5,132	4,340	85
24	UTTARAKHAND	1,341	1,161	803	69
25	UTTAR PRADESH	22,500	19,500	14,953	77
26	WEST BENGAL	1,934	1,675	1,496	89
<b>Grand Total</b>		<b>1,15,379</b>	<b>99,977</b>	<b>86,370</b>	<b>86</b>

**Very Good:(90% or above of targets)**

ASSAM, CHHATISGARH, GUJARAT, HIMACHAL PRADESH, KARNATAKA, MADHYA PRADESH, MAHARASHTRA, NAGALAND, ORISSA, RAJASTHAN

**Good:(Between 80% to 90% targets)**

ARUNACHAL PRADESH, HARYANA, JHARKHAND, TAMIL NADU, WEST BENGAL

**Poor:(Below 80% of targets)**

ANDHRA PRADESH, BIHAR, JAMMU AND KASHMIR, KERALA, MANIPUR, MEGHALAYA, MIZORAM, PUNJAB, SIKKIM, UTTARAKHAND, UTTAR PRADESH

\* Achievement of some States/UTs have been reconciled with figure as supplied by from M/o Drinking Water and Sanitation

# Rural Areas- National Rural Drinking Water Programme (NRDWP)

## Coverage of Water Quality Affected Habitations

% Achievement of Target

During April, 2011 - February, 2012

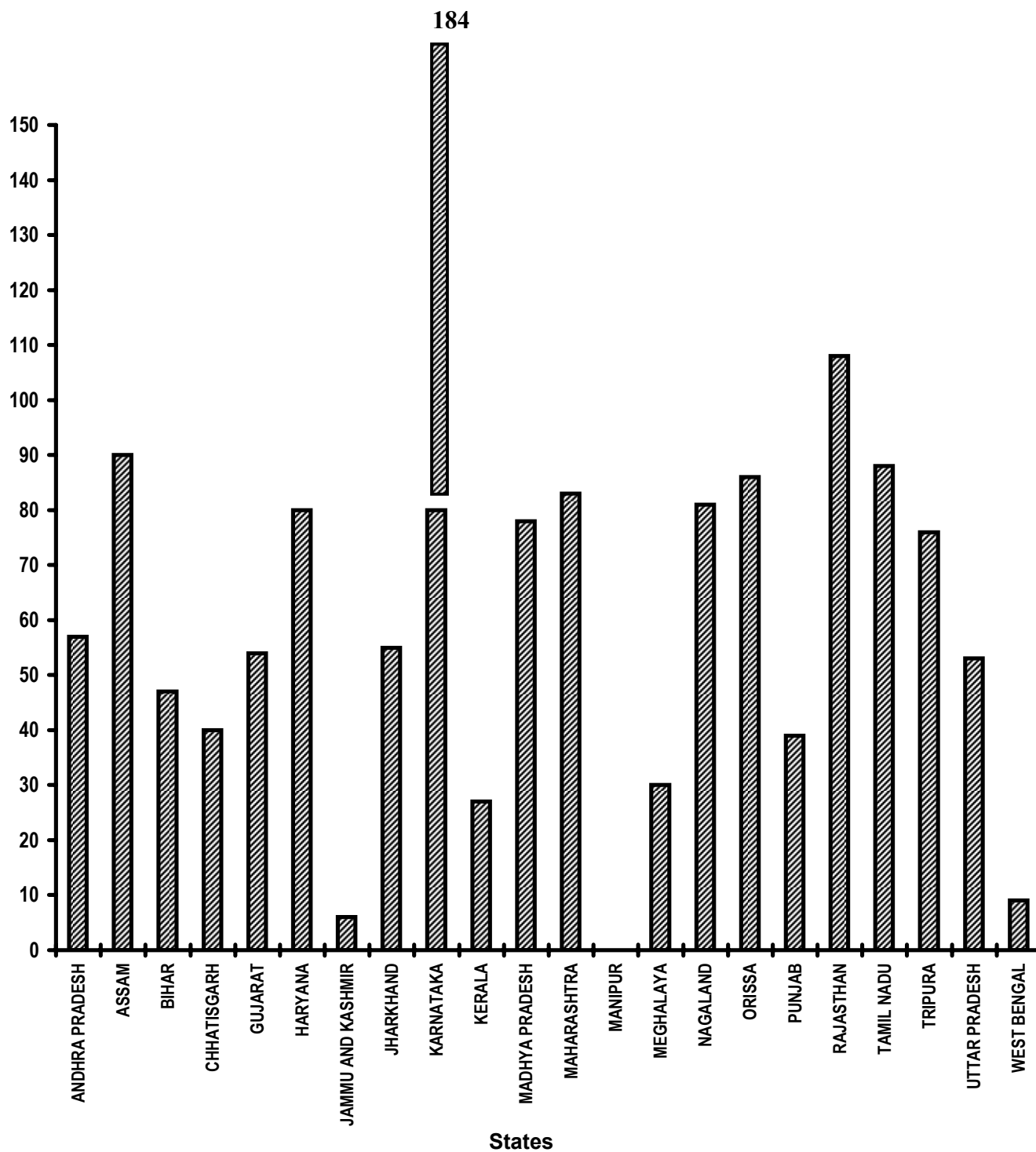


Table - 9(B)

**Rural Areas: National Rural Drinking Water Programme (NRDWP)**  
**Coverage of water quality affected habitations**  
**(Unit: Number)**

Sl. No.	State/UT Name	Target		Achievement * April,2011- February,2012	Percent Achievement April,2011- February,2012
		2011-2012	April,2011- February,2012		
(1)	(2)	(3)	(4)	(5)	(5)/(4)
1	ANDHRA PRADESH	201	174	100	57
2	ASSAM	3,158	2,736	2,453	90
3	BIHAR	6,375	5,525	2,593	47
4	CHHATISGARH	3,283	2,844	1137 *	40
5	GUJARAT	405	351	189	54
6	HARYANA	23	20	16	80
7	JAMMU AND KASHMIR	20	17	1	6
8	JHARKHAND	804	696	383	55
9	KARNATAKA	2,000	1,733	3,184	184
10	KERALA	157	135	37	27
11	MADHYA PRADESH	575	498	386 *	78
12	MAHARASHTRA	1,272	1,101	917	83
13	MANIPUR	4	3	0	0
14	MEGHALAYA	12	10	3	30
15	NAGALAND	50	43	35 *	81
16	ORISSA	1,609	1,394	1,194	86
17	PUNJAB	22	18	7	39
18	RAJASTHAN	3,801	3,293	3,560	108
19	TAMIL NADU	77	66	58	88
20	TRIPURA	982	850	648	76
21	UTTAR PRADESH	800	693	364	53
22	WEST BENGAL	4,160	3,605	326	9
<b>Grand Total</b>		<b>29,790</b>	<b>25,805</b>	<b>17,591</b>	<b>68</b>

**Very Good:(90% or above of targets)**

ASSAM, KARNATAKA, RAJASTHAN

**Good:(Between 80% to 90% targets)**

HARYANA, MAHARASHTRA, NAGALAND, ORISSA, TAMIL NADU

**Poor:(Below 80% of targets)**

ANDHRA PRADESH, BIHAR, CHHATISGARH, GUJARAT, JAMMU AND KASHMIR, JHARKHAND, KERALA, MADHYA PRADESH, MANIPUR, MEGHALAYA, PUNJAB, TRIPURA, UTTAR PRADESH, WEST BENGAL

\* Achievement of some States/UTs have been reconciled with figure as supplied by from M/o Drinking Water and Sanitation

Table - 10

**Sanitation Programme in Rural Areas**  
(Unit: Number)

		<b>Individual Household latrines constructed (Number) April,2011- February,2012</b>
<b>Sl. No.</b>	<b>State/UT Name</b>	
<b>(1)</b>	<b>(2)</b>	<b>(3)</b>
1	ANDHRA PRADESH	5,87,966
2	ARUNACHAL PRADESH	25,110
3	ASSAM	4,37,965
4	BIHAR	7,28,522
5	CHHATISGARH	78,275
6	DELHI	0
7	GOA	0
8	GUJARAT	2,84,558
9	HARYANA	96,808
10	HIMACHAL PRADESH	29,666
11	JAMMU AND KASHMIR	1,68,754
12	JHARKHAND	43,353
13	KARNATAKA	3,76,640
14	KERALA	0
15	MADHYA PRADESH	7,74,782
16	MAHARASHTRA	3,92,481
17	MANIPUR	46,796
18	MEGHALAYA	41,285
19	MIZORAM	15,358
20	NAGALAND	46,318
21	ORISSA	3,30,439
22	PUDUCHERRY	0
23	PUNJAB	32,535
24	RAJASTHAN	5,85,276
25	SIKKIM	0
26	TAMIL NADU	3,14,667
27	TRIPURA	24,607
28	UTTARAKHAND	1,10,344
29	UTTAR PRADESH	13,63,433
30	WEST BENGAL	6,63,943
31	ANDAMAN AND NICOBAR ISLAND	0
32	CHANDIGARH	0
33	DADRA AND NAGAR HAVELI	0
34	DAMAN AND DIU	0
35	LAKSHADWEEP	0
<b>Grand Total</b>		<b>75,99,881</b>

Table - 11

**Institutional Delivery**  
(Unit: Number)

		<b>Delivery in institutions (Number)</b>
<b>Sl. No.</b>	<b>State/UT Name</b>	<b>April,2011- February,2012</b>
<b>(1)</b>	<b>(2)</b>	<b>(3)</b>
1	ANDHRA PRADESH	13,83,096
2	ARUNACHAL PRADESH	7,410
3	ASSAM	0
4	BIHAR	11,91,547
5	CHHATISGARH	2,71,507
6	DELHI	2,54,733
7	GOA	18,662
8	GUJARAT	10,27,404
9	HARYANA	2,67,209
10	HIMACHAL PRADESH	64,947
11	JAMMU AND KASHMIR	1,34,515
12	JHARKHAND	2,91,047
13	KARNATAKA	7,31,754
14	KERALA	3,68,202
15	MADHYA PRADESH	11,46,940
16	MAHARASHTRA	12,54,517
17	MANIPUR	19,871
18	MEGHALAYA	17,525
19	MIZORAM	0
20	NAGALAND	1,373
21	ORISSA	5,64,052
22	PUDUCHERRY	44,671
23	PUNJAB	2,91,292
24	RAJASTHAN	11,64,060
25	SIKKIM	6,549
26	TAMIL NADU	9,83,183
27	TRIPURA	11,987
28	UTTARAKHAND	87,030
29	UTTAR PRADESH	25,79,282
30	WEST BENGAL	0
31	ANDAMAN AND NICOBAR ISLAND	4,332
32	CHANDIGARH	19,720
33	DADRA AND NAGAR HAVELI	4,281
34	DAMAN AND DIU	2,934
35	LAKSHADWEEP	904
<b>Grand Total</b>		<b>1,42,16,536</b>

# SC Families Assisted

## % Achievement of Target

### During April, 2011 - February, 2012

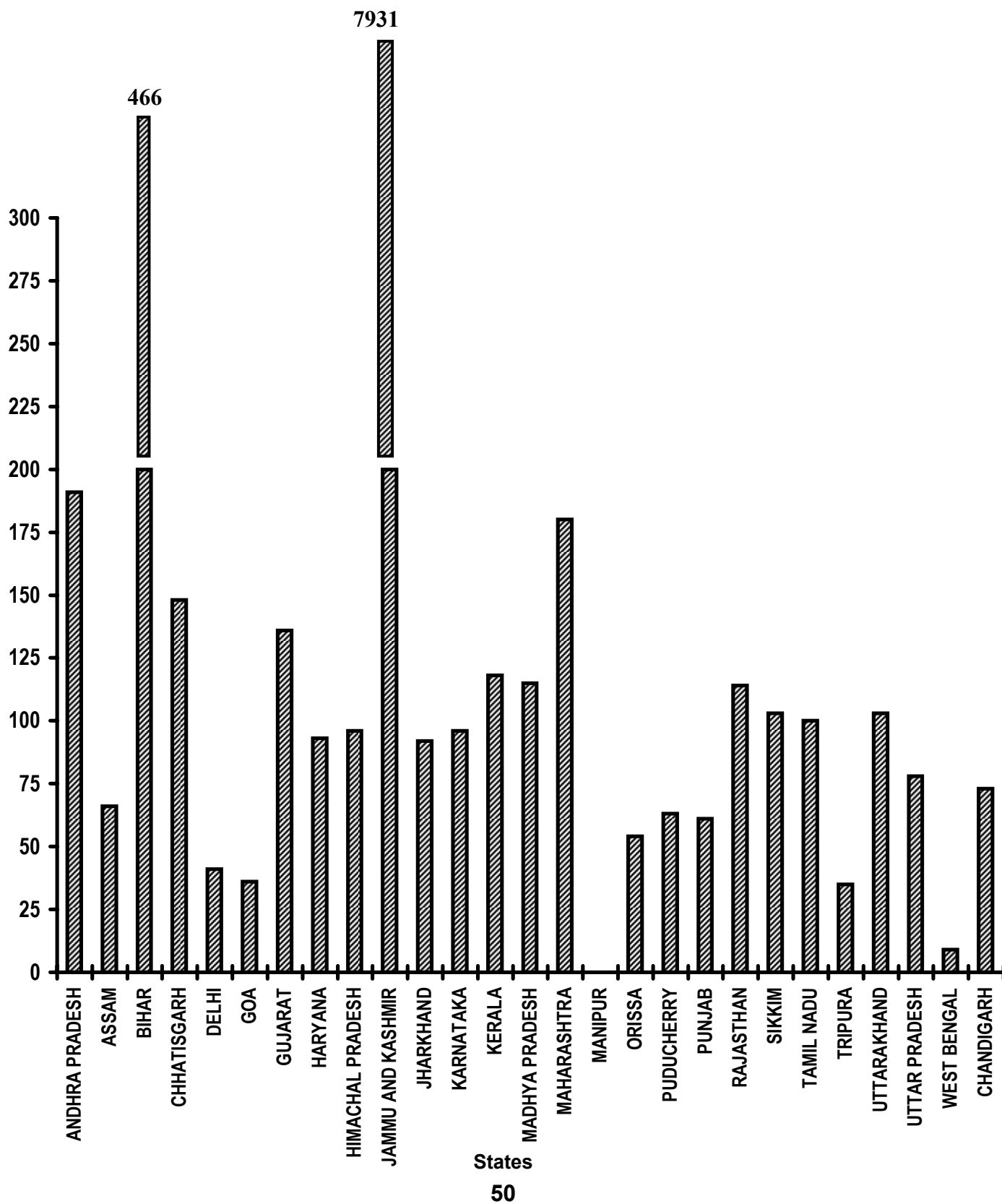


Table - 12

**SC Families Assisted  
(Unit: Number)**

Sl. No.	State/UT Name	Target *		Achievement April,2011- February,2012	Percent Achievement April,2011- February,2012
		2011-2012	April,2011- February,2012		
(1)	(2)	(3)	(4)	(5)	(5)/(4)
1	ANDHRA PRADESH	4,50,000	4,12,500	7,86,710	191
2	ASSAM	44,000	40,326	26,509	66
3	BIHAR	2,55,000	2,33,750	10,90,267	466
4	CHHATISGARH	3,75,000	3,43,750	5,07,047	148
5	DELHI	5,000	4,576	1,892	41
6	GOA	550	495	178	36
7	GUJARAT	1,40,000	1,28,326	1,74,313	136
8	HARYANA	88,500	81,125	75,403	93
9	HIMACHAL PRADESH	58,000	53,166	50,967	96
10	JAMMU AND KASHMIR	1,100	1,001	79,386	7,931
11	JHARKHAND	5,50,000	5,04,163	4,63,736	92
12	KARNATAKA	5,00,000	4,58,326	4,41,713	96
13	KERALA	33,000	30,250	35,605	118
14	MADHYA PRADESH	2,43,000	2,22,750	2,55,137	115
15	MAHARASHTRA	1,54,000	1,41,163	2,54,110	180
16	MANIPUR	550	495	0	0
17	ORISSA	72,600	66,550	36,006	54
18	PUDUCHERRY	5,000	4,576	2,870	63
19	PUNJAB	88,000	80,663	49,177	61
20	RAJASTHAN	4,12,000	3,77,663	4,29,495	114
21	SIKKIM	2,200	2,013	2,075	103
22	TAMIL NADU	9,00,000	8,25,000	8,25,089	100
23	TRIPURA	22,000	20,163	7,125	35
24	UTTARAKHAND	7,000	6,413	6,614	103
25	UTTAR PRADESH	2,57,000	2,35,576	1,83,103	78
26	WEST BENGAL	1,10,000	1,00,826	9,472	9
27	CHANDIGARH	700	638	463	73
<b>Grand Total</b>		<b>47,74,200</b>	<b>43,76,243</b>	<b>57,94,462</b>	<b>132</b>

**Very Good:(90% or above of targets)**

ANDHRA PRADESH, BIHAR, CHHATISGARH, GUJARAT, HARYANA, HIMACHAL PRADESH, JAMMU AND KASHMIR, JHARKHAND, KARNATAKA, KERALA, MADHYA PRADESH, MAHARASHTRA, RAJASTHAN, SIKKIM, TAMIL NADU, UTTARAKHAND

**Poor:(Below 80% of targets)**

ASSAM, DELHI, GOA, MANIPUR, ORISSA, PUDUCHERRY, PUNJAB, TRIPURA, UTTAR PRADESH, WEST BENGAL, CHANDIGARH

\* Targets of 2007-08 has been repeated provisionally for 2011-12.

# Universalization of ICDS Scheme

## ICDS Blocks Operational (Cumulative)

% Achievement of Target  
During April, 2011 - February, 2012

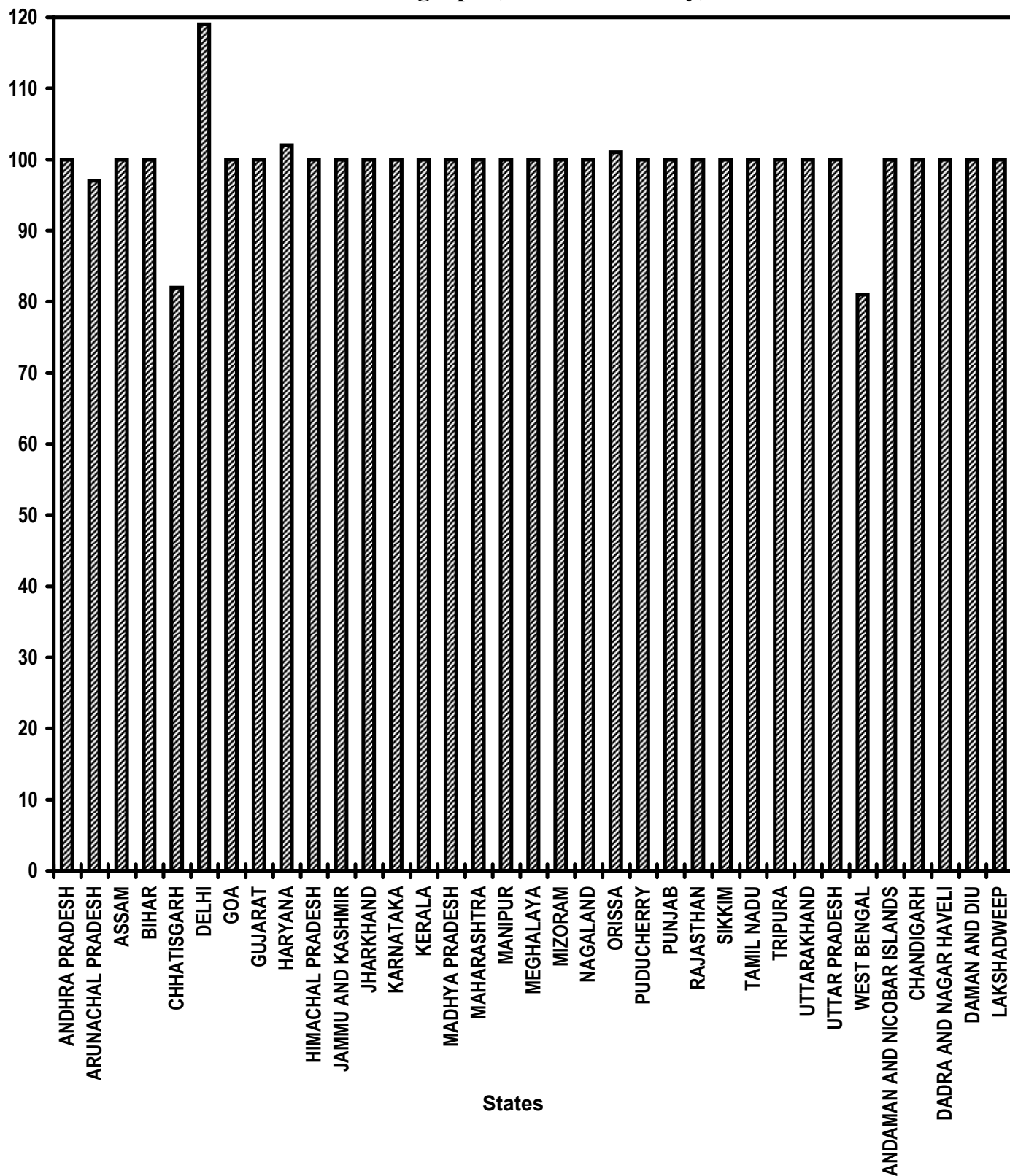




Table - 13

**Universalization of ICDS Scheme**  
**ICDS Blocks Operational (Cumulative)**  
**(Unit: Number)**

Sl. No.	State/UT Name	Target		Achievement April,2011- February,2012	Percent Achievement April,2011- February,2012
		2011-2012	April,2011- February,2012		
(1)	(2)	(3)	(4)	(5)	(5)/(4)
1	ANDHRA PRADESH	387	387	387	100
2	ARUNACHAL PRADESH	96	96	93	97
3	ASSAM	231	231	231	100
4	BIHAR	545	545	544	100
5	CHHATISGARH	198	198	163	82
6	DELHI	79	79	94	119
7	GOA	11	11	11	100
8	GUJARAT	336	336	336	100
9	HARYANA	145	145	148	102
10	HIMACHAL PRADESH	78	78	78	100
11	JAMMU AND KASHMIR	141	141	141	100
12	JHARKHAND	204	204	204	100
13	KARNATAKA	185	185	185	100
14	KERALA	258	258	258	100
15	MADHYA PRADESH	453	453	453	100
16	MAHARASHTRA	553	553	553	100
17	MANIPUR	42	42	42	100
18	MEGHALAYA	41	41	41	100
19	MIZORAM	27	27	27	100
20	NAGALAND	59	59	59	100
21	ORISSA	333	333	336	101
22	PUDUCHERRY	5	5	5	100
23	PUNJAB	154	154	154	100
24	RAJASTHAN	304	304	304	100
25	SIKKIM	13	13	13	100
26	TAMIL NADU	434	434	434	100
27	TRIPURA	56	56	56	100
28	UTTARAKHAND	105	105	105	100
29	UTTAR PRADESH	897	897	896	100
30	WEST BENGAL	512	512	414	81
31	ANDAMAN AND NICOBAR ISLANDS	5	5	5	100
32	CHANDIGARH	3	3	3	100
33	DADRA AND NAGAR HAVELI	2	2	2	100
34	DAMAN AND DIU	2	2	2	100
35	LAKSHADWEEP	6	6	6	100
<b>Grand Total</b>		6,900	6,900	6,783	98

**Very Good:(90% or above of targets)**

ANDHRA PRADESH, ARUNACHAL PRADESH, ASSAM, BIHAR, DELHI, GOA, GUJARAT, HARYANA, HIMACHAL PRADESH, JAMMU AND KASHMIR, JHARKHAND, KARNATAKA, KERALA, MADHYA PRADESH, MAHARASHTRA, MANIPUR, MEGHALAYA, MIZORAM, NAGALAND, ORISSA, PUDUCHERRY, PUNJAB, RAJASTHAN, SIKKIM, TAMIL NADU, TRIPURA, UTTARAKHAND, UTTAR PRADESH, ANDAMAN AND NICOBAR ISLANDS, CHANDIGARH, DADRA AND NAGAR HAVELI, DAMAN AND DIU, LAKSHADWEEP

**Good:(Between 80% to 90% targets)**

CHHATISGARH, WEST BENGAL

# Functional Anganwadis (Cumulative) % Achievement of Target During April, 2011 - February, 2012

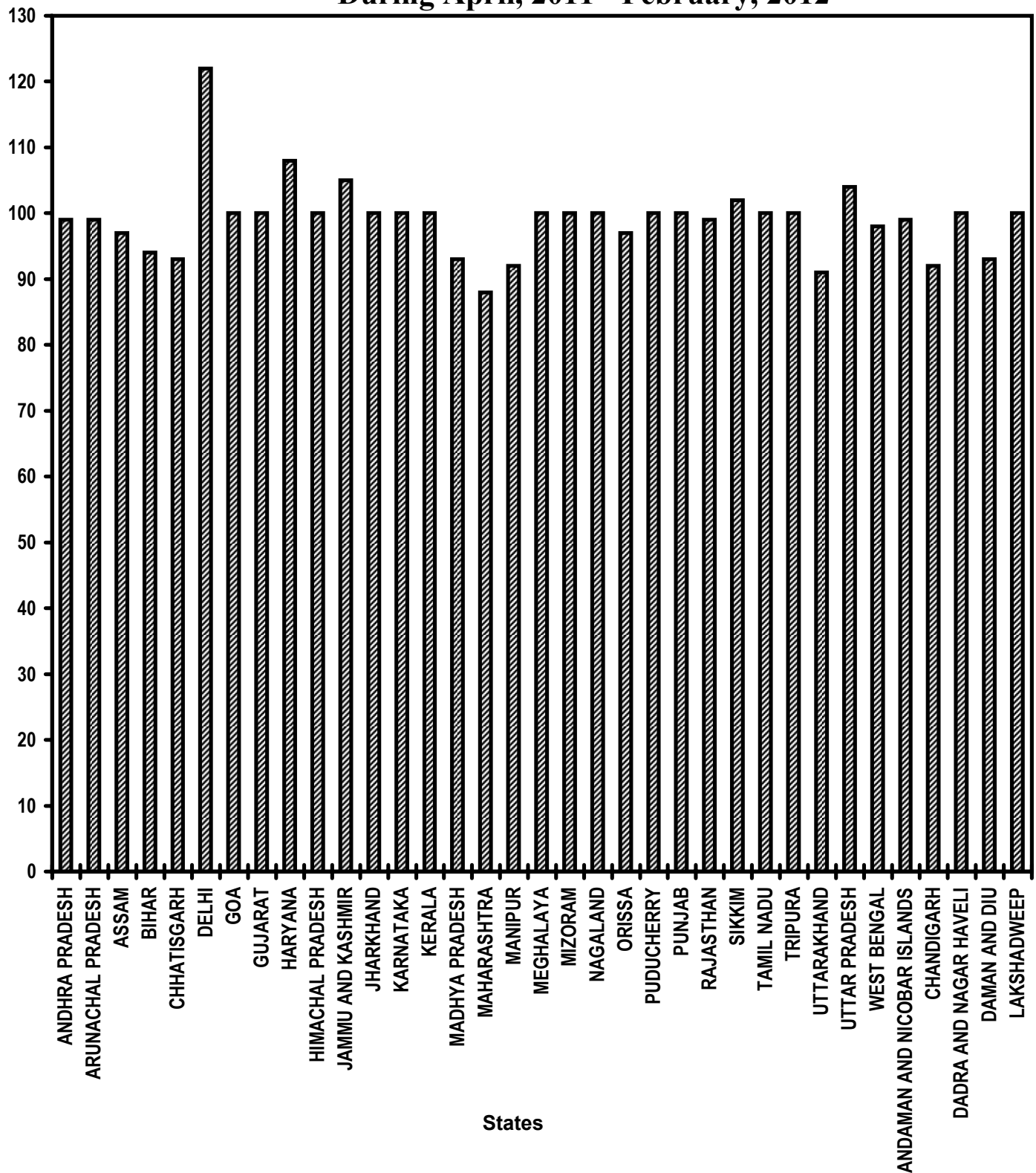


Table - 14

**Functional Anganwadis**  
**Anganwadis Functional (Cumulative)**  
**(Unit: Number)**

Sl. No.	State/UT Name	Target		Achievement April,2011-February,2012	Percent Achievement April,2011-February,2012
		2011-2012	April,2011-February,2012		
(1)	(2)	(3)	(4)	(5)	(5)/(4)
1	ANDHRA PRADESH	87,004	87,004	86,164	99
2	ARUNACHAL PRADESH	6,117	6,117	6,028	99
3	ASSAM	58,572	58,572	56,681	97
4	BIHAR	85,502	85,502	80,211	94
5	CHHATISGARH	50,501	50,501	46,804	93
6	DELHI	8,651	8,651	10,577	122
7	GOA	1,260	1,260	1,262	100
8	GUJARAT	49,935	49,935	50,154	100
9	HARYANA	23,247	23,247	25,171	108
10	HIMACHAL PRADESH	18,612	18,612	18,529	100
11	JAMMU AND KASHMIR	27,046	27,046	28,419	105
12	JHARKHAND	38,236	38,236	38,310	100
13	KARNATAKA	63,371	63,371	63,377	100
14	KERALA	33,066	33,066	33,082	100
15	MADHYA PRADESH	90,999	90,999	84,760	93
16	MAHARASHTRA	1,08,146	1,08,146	95,290	88
17	MANIPUR	10,615	10,615	9,795	92
18	MEGHALAYA	5,113	5,113	5,114	100
19	MIZORAM	1,980	1,980	1,980	100
20	NAGALAND	3,455	3,455	3,455	100
21	ORISSA	71,057	71,057	69,183	97
22	PUDUCHERRY	788	788	788	100
23	PUNJAB	26,656	26,656	26,656	100
24	RAJASTHAN	59,135	59,135	58,590	99
25	SIKKIM	1,200	1,200	1,225	102
26	TAMIL NADU	54,439	54,439	54,439	100
27	TRIPURA	9,906	9,906	9,906	100
28	UTTARAKHAND	19,223	19,223	17,581	91
29	UTTAR PRADESH	1,79,826	1,79,826	1,86,666	104
30	WEST BENGAL	1,13,999	1,13,999	1,11,724	98
31	ANDAMAN AND NICOBAR ISLANDS	707	707	699	99
32	CHANDIGARH	456	456	420	92
33	DADRA AND NAGAR HAVELI	267	267	267	100
34	DAMAN AND DIU	104	104	97	93
35	LAKSHADWEEP	107	107	107	100
<b>Grand Total</b>		<b>13,09,298</b>	<b>13,09,298</b>	<b>12,83,511</b>	<b>98</b>

**Very Good:(90% or above of targets)**

ANDHRA PRADESH, ARUNACHAL PRADESH, ASSAM, BIHAR, CHHATISGARH, DELHI, GOA, GUJARAT, HARYANA, HIMACHAL PRADESH, JAMMU AND KASHMIR, JHARKHAND, KARNATAKA, KERALA, MADHYA PRADESH, MANIPUR, MEGHALAYA, MIZORAM, NAGALAND, ORISSA, PUDUCHERRY, PUNJAB, RAJASTHAN, SIKKIM, TAMIL NADU, TRIPURA, UTTARAKHAND, UTTAR PRADESH, WEST BENGAL, ANDAMAN AND NICOBAR ISLANDS, CHANDIGARH, DADRA AND NAGAR HAVELI, DAMAN AND DIU, LAKSHADWEEP

**Good:(Between 80% to 90% targets)**

MAHARASHTRA

**No. of Urban poor families assisted  
under Seven Point Charter  
Poor Families Assisted  
% Achievement of Target  
During April, 2011 - February, 2012**

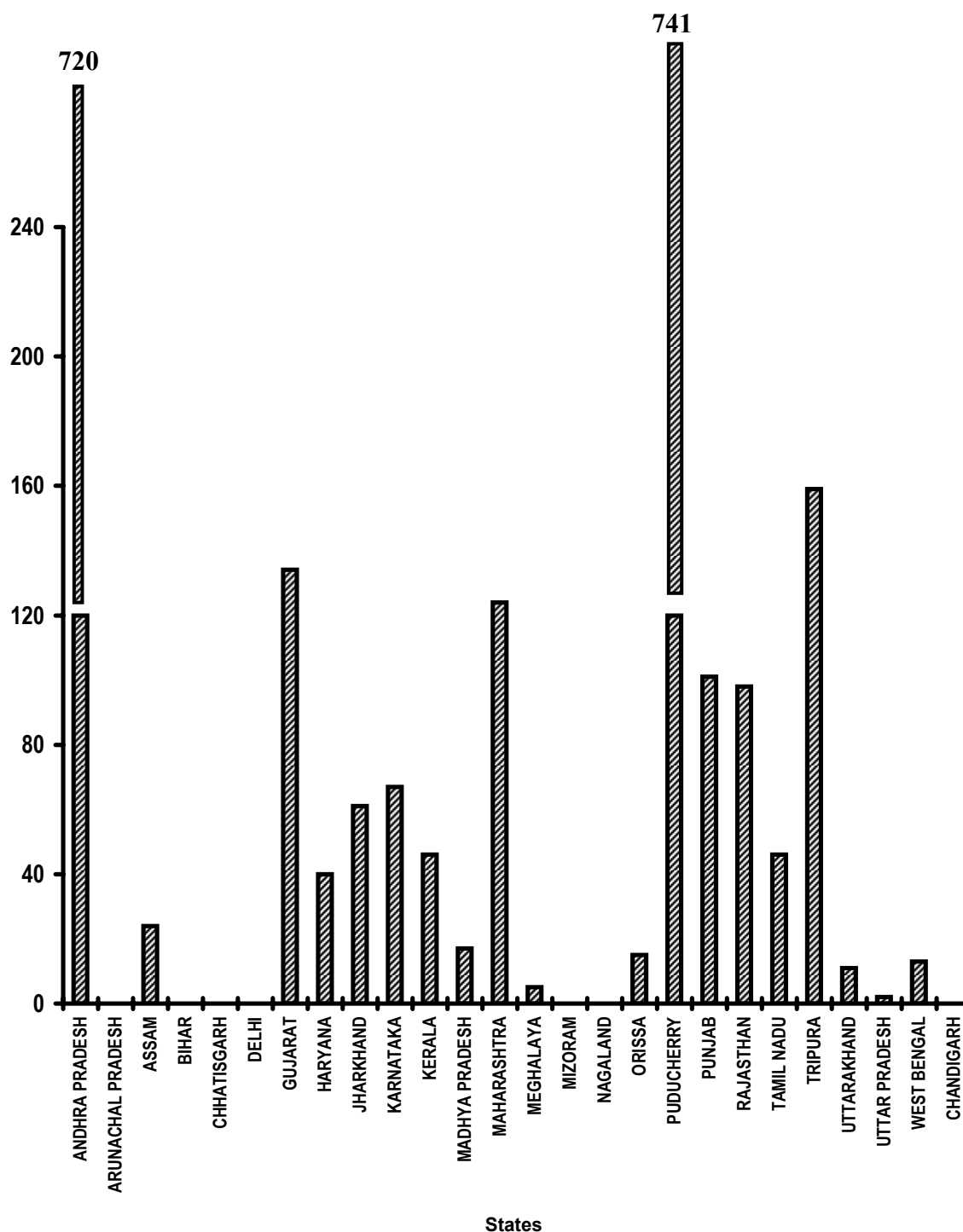


Table - 15

**No. of Urban poor families assisted under Seven Point Charter**  
**Poor Families Assisted**  
**(Unit: Number)**

Sl. No.	State/UT Name	Target		Achievement April,2011- February,2012	Percent Achievement April,2011- February,2012
		2011-2012	April,2011- February,2012		
(1)	(2)	(3)	(4)	(5)	(5)/(4)
1	ANDHRA PRADESH	60,000	55,000	3,96,184	720
2	ARUNACHAL PRADESH	375	344	0	0
3	ASSAM	6,000	5,500	1,326	24
4	BIHAR	12,000	11,000	0	0
5	CHHATISGARH	18,750	17,187	0	0
6	DELHI	30,000	27,500	0	0
7	GUJARAT	52,500	48,125	64,315	134
8	HARYANA	8,250	7,562	3,025	40
9	JHARKHAND	7,500	6,875	4,200	61
10	KARNATAKA	21,000	19,250	12,826	67
11	KERALA	22,500	20,625	9,482	46
12	MADHYA PRADESH	37,500	34,375	5,874	17
13	MAHARASHTRA	1,05,000	96,250	1,19,485	124
14	MEGHALAYA	900	825	44	5
15	MIZORAM	1,725	1,581	0	0
16	NAGALAND	3,000	2,750	0	0
17	ORISSA	8,700	7,975	1,171	15
18	PUDUCHERRY	1,800	1,650	12,230	741
19	PUNJAB	3,000	2,750	2,768	101
20	RAJASTHAN	33,000	30,250	29,714	98
21	TAMIL NADU	52,500	48,125	22,207	46
22	TRIPURA	1,500	1,375	2,192	159
23	UTTARAKHAND	4,500	4,125	467	11
24	UTTAR PRADESH	48,000	44,000	1,093	2
25	WEST BENGAL	52,500	48,125	6,059	13
26	CHANDIGARH	7,500	6,875	0	0
<b>Grand Total</b>		<b>6,00,000</b>	<b>5,49,999</b>	<b>6,94,662</b>	<b>126</b>

**Very Good:(90% or above of targets)**

ANDHRA PRADESH, GUJARAT, MAHARASHTRA, PUDUCHERRY, PUNJAB, RAJASTHAN, TRIPURA

**Poor:(Below 80% of targets)**

ARUNACHAL PRADESH, ASSAM, BIHAR, CHHATISGARH, DELHI, HARYANA, JHARKHAND, KARNATAKA, KERALA, MADHYA PRADESH, MEGHALAYA, MIZORAM, NAGALAND, ORISSA, TAMIL NADU, UTTARAKHAND, UTTAR PRADESH, WEST BENGAL, CHANDIGARH

# Afforestation (Public and Forest Lands)

## Area Covered under Plantation

% Achievement of Target

During April, 2011 - February, 2012

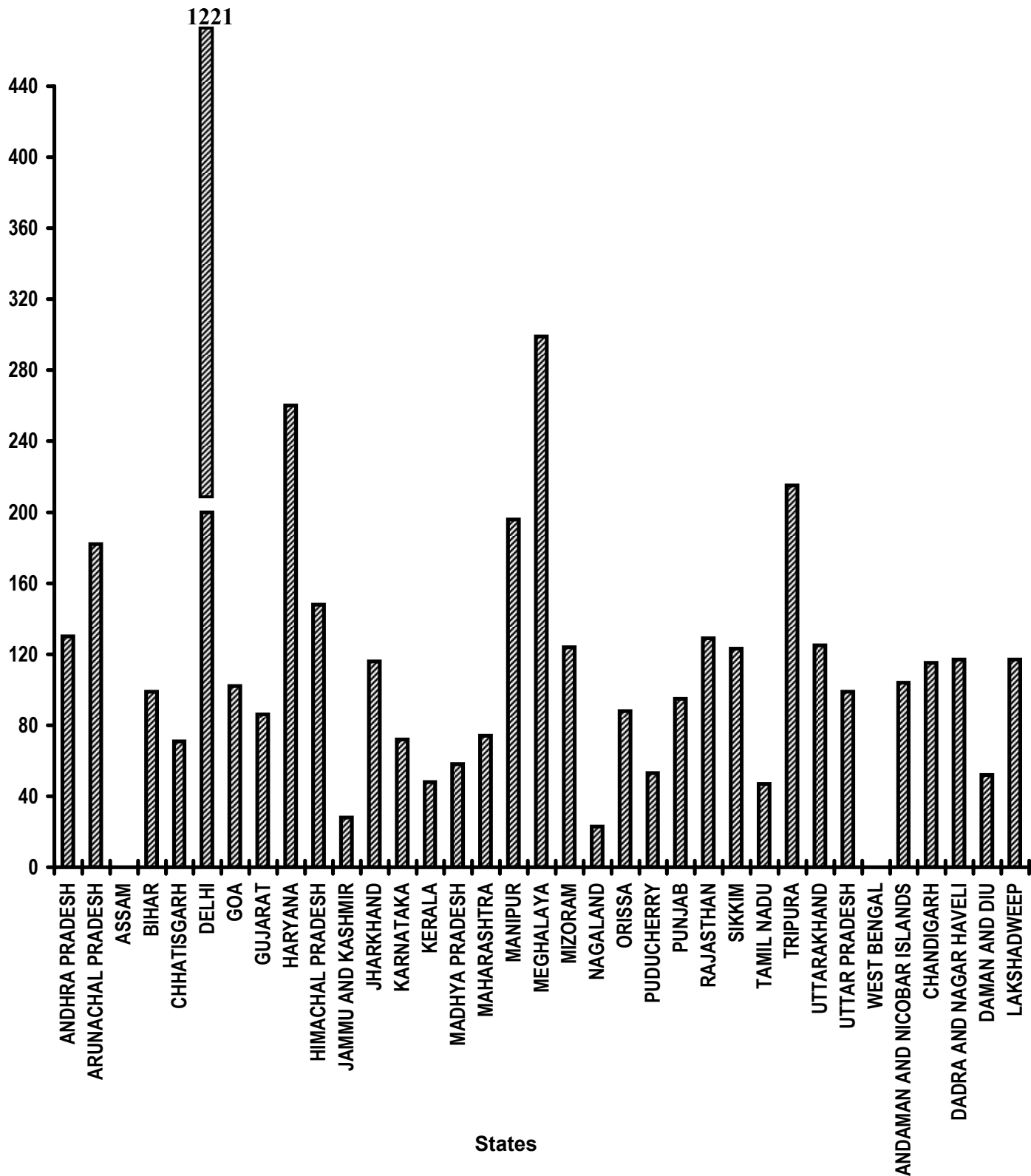


Table - 16(A)

**Afforestation ( Public and Forest Lands)  
Area Covered under Plantation  
(Unit: Hectares)**

Sl. No.	State/UT Name	Target		Achievement	Percent
		2011-2012	April,2011-February,2012	April,2011-February,2012	April,2011-February,2012
(1)	(2)	(3)	(4)	(5)	(5)/(4)
1	ANDHRA PRADESH	3,12,000	2,86,000	3,72,147	130
2	ARUNACHAL PRADESH	6,500	5,958	10,817	182
3	ASSAM	9,500	8,708	0	0
4	BIHAR	25,000	22,916	22,699	99
5	CHHATISGARH	78,000	71,500	50,412	71
6	DELHI	105	96	1,172	1,221
7	GOA	500	458	465	102
8	GUJARAT	1,37,500	1,26,041	1,08,834	86
9	HARYANA	24,000	22,000	57,124	260
10	HIMACHAL PRADESH	20,000	19,595	28,907	148
11	JAMMU AND KASHMIR	28,000	25,666	7,267	28
12	JHARKHAND	30,000	27,500	31,894	116
13	KARNATAKA	1,00,000	91,666	65,725	72
14	KERALA	9,000	8,250	3,970	48
15	MADHYA PRADESH	2,10,000	1,92,500	1,10,702	58
16	MAHARASHTRA	1,80,000	1,65,000	1,22,835	74
17	MANIPUR	10,000	9,166	17,997	196
18	MEGHALAYA	2,500	2,291	6,840	299
19	MIZORAM	5,500	5,041	6,240	124
20	NAGALAND	5,000	4,583	1,047	23
21	ORISSA	2,15,000	1,97,083	1,73,317	88
22	PUDUCHERRY	75	68	36	53
23	PUNJAB	8,000	7,333	6,965	95
24	RAJASTHAN	60,000	55,000	70,676	129
25	SIKKIM	6,000	5,500	6,739	123
26	TAMIL NADU	1,18,500	1,08,625	50,713	47
27	TRIPURA	13,000	11,916	25,572	215
28	UTTARAKHAND	20,000	18,333	22,971	125
29	UTTAR PRADESH	90,000	82,500	81,725	99
30	WEST BENGAL	20,000	18,333	0	0
31	ANDAMAN AND NICOBAR ISLANDS	1,300	1,191	1,237	104
32	CHANDIGARH	300	275	316	115
33	DADRA AND NAGAR HAVELI	250	229	269	117
34	DAMAN AND DIU	30	27	14	52
35	LAKSHADWEEP	20	18	21	117
<b>Grand Total</b>		<b>17,45,580</b>	<b>16,01,366</b>	<b>14,67,665</b>	<b>92</b>

**Very Good:(90% or above of targets)**

ANDHRA PRADESH, ARUNACHAL PRADESH, BIHAR, DELHI, GOA, HARYANA, HIMACHAL PRADESH, JHARKHAND, MANIPUR, MEGHALAYA, MIZORAM, PUNJAB, RAJASTHAN, SIKKIM, TRIPURA, UTTARAKHAND, UTTAR PRADESH, ANDAMAN AND NICOBAR ISLANDS, CHANDIGARH, DADRA AND NAGAR HAVELI, LAKSHADWEEP

**Good:(Between 80% to 90% targets)**

GUJARAT, ORISSA

**Poor:(Below 80% of targets)**

ASSAM, CHHATISGARH, JAMMU AND KASHMIR, KARNATAKA, KERALA, MADHYA PRADESH, MAHARASHTRA, NAGALAND, PUDUCHERRY, TAMIL NADU, WEST BENGAL, DAMAN AND DIU

# Afforestation (Public and Forest Lands)

**Seedlings planted**  
**% Achievement of Target**  
**During April, 2011 - February, 2012**

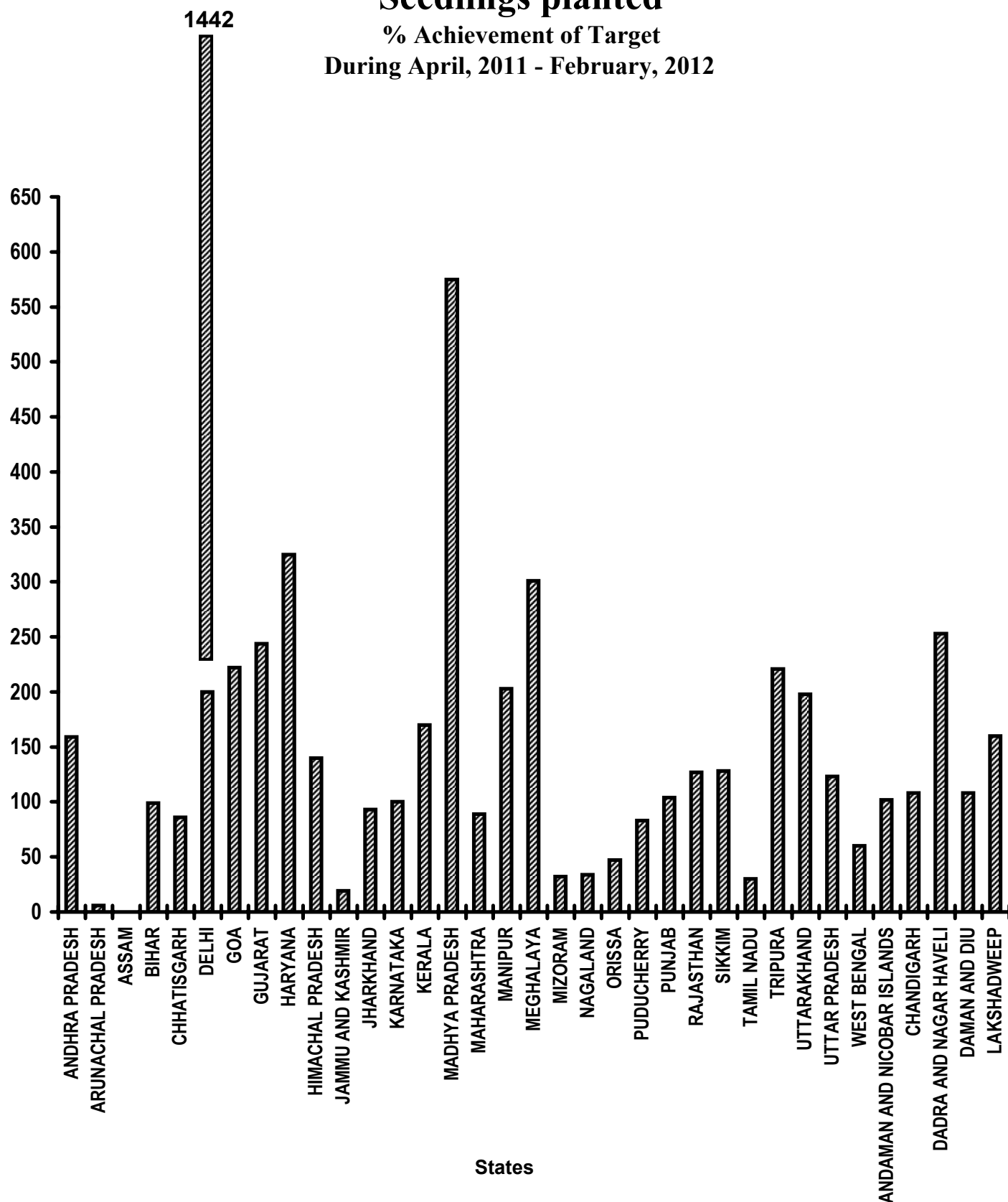




Table - 16(B)

**Afforestation ( Public and Forest Lands)  
Seedlings planted  
(Unit: Number)**

Sl. No.	State/UT Name	Target		Achievement April,2011- February,2012	Percent Achievement April,2011- February,2012
		2011-2012	April,2011- February,2012		
(1)	(2)	(3)	(4)	(5)	(5)/(4)
1	ANDHRA PRADESH	20,28,00,000	18,59,00,000	29,61,00,000	159
2	ARUNACHAL PRADESH	42,25,000	38,72,916	2,25,528	6
3	ASSAM	61,75,000	56,60,416	0	0
4	BIHAR	1,62,50,000	1,48,95,833	1,47,54,000	99
5	CHHATISGARH	5,07,00,000	4,64,75,000	4,00,71,000	86
6	DELHI	68,000	62,333	8,98,883	1,442
7	GOA	3,25,000	2,97,916	6,60,000	222
8	GUJARAT	8,93,75,000	8,19,27,083	19,98,55,000	244
9	HARYANA	1,56,00,000	1,43,00,000	4,65,00,000	325
10	HIMACHAL PRADESH	1,30,00,063	1,27,40,063	1,77,73,000	140
11	JAMMU AND KASHMIR	1,82,00,000	1,66,83,337	31,64,334	19
12	JHARKHAND	1,95,00,000	1,78,75,000	1,66,11,575	93
13	KARNATAKA	6,50,00,000	5,95,83,337	5,93,46,000	100
14	KERALA	58,50,000	53,62,500	90,92,927	170
15	MADHYA PRADESH	13,65,00,000	12,51,25,000	71,95,60,000	575
16	MAHARASHTRA	11,70,00,000	10,72,50,000	9,58,87,000	89
17	MANIPUR	65,00,000	59,58,333	1,21,17,667	203
18	MEGHALAYA	16,25,000	14,89,583	44,83,094	301
19	MIZORAM	35,75,000	32,77,083	10,48,345	32
20	NAGALAND	32,50,000	29,79,166	10,13,300	34
21	ORISSA	13,97,50,000	12,81,04,166	5,96,71,615	47
22	PUDUCHERRY	49,000	44,916	37,385	83
23	PUNJAB	52,00,000	47,66,666	49,43,000	104
24	RAJASTHAN	3,00,00,000	2,75,00,000	3,49,28,000	127
25	SIKKIM	39,00,000	35,75,000	45,68,005	128
26	TAMIL NADU	7,70,25,000	7,06,06,250	2,09,59,368	30
27	TRIPURA	84,50,000	77,45,833	1,70,85,700	221
28	UTTARAKHAND	1,30,00,000	1,19,16,666	2,35,73,000	198
29	UTTAR PRADESH	5,85,00,000	5,36,25,000	6,62,26,439	123
30	WEST BENGAL	1,30,00,000	1,19,16,666	71,52,000	60
31	ANDAMAN AND NICOBAR ISLANDS	8,45,000	7,74,583	7,87,746	102
32	CHANDIGARH	1,95,000	1,78,750	1,93,013	108
33	DADRA AND NAGAR HAVELI	1,63,000	1,49,416	3,78,000	253
34	DAMAN AND DIU	20,000	18,337	19,857	108
35	LAKSHADWEEP	13,000	11,916	19,050	160
<b>Grand Total</b>		<b>1,12,56,28,063</b>	<b>1,03,26,49,064</b>	<b>1,77,97,03,831</b>	<b>172</b>

**Very Good:(90% or above of targets)**

ANDHRA PRADESH, BIHAR, DELHI, GOA, GUJARAT, HARYANA, HIMACHAL PRADESH, JHARKHAND, KARNATAKA, KERALA, MADHYA PRADESH, MANIPUR, MEGHALAYA, PUNJAB, RAJASTHAN, SIKKIM, TRIPURA, UTTARAKHAND, UTTAR PRADESH, ANDAMAN AND NICOBAR ISLANDS, CHANDIGARH, DADRA AND NAGAR HAVELI, DAMAN AND DIU, LAKSHADWEEP

**Good:(Between 80% to 90% targets)**

CHHATISGARH, MAHARASHTRA, PUDUCHERRY

**Poor:(Below 80% of targets)**

ARUNACHAL PRADESH, ASSAM, JAMMU AND KASHMIR, MIZORAM, NAGALAND, ORISSA, TAMIL NADU, WEST BENGAL

# Rural Roads - PMGSY

## Length of Road Constructed

% Achievement of Target

During April, 2011 - February, 2012

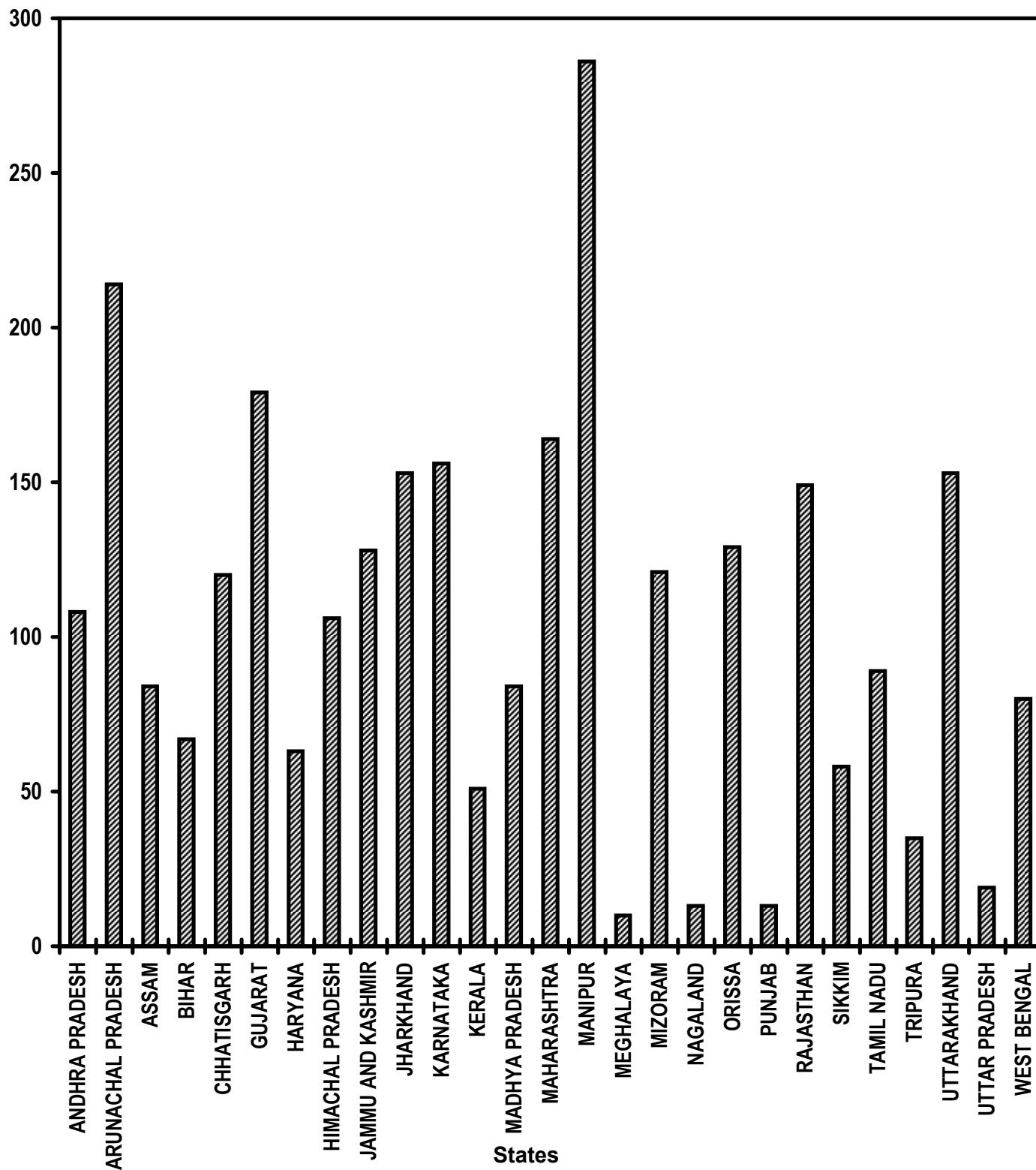


Table - 17

**Rural Roads - PMGSY**  
**Length of Road Constructed**  
**(Unit: Kilometer)**

Sl. No.	State/UT Name	Target		Achievement April,2011- February,2012	Percent Achievement April,2011- February,2012
		2011-2012	April,2011- February,2012		
(1)	(2)	(3)	(4)	(5)	(5)/(4)
1	ANDHRA PRADESH #	1,189	990	1,067	108
2	ARUNACHAL PRADESH	196	164	351	214
3	ASSAM	1,224	1,020	854	84
4	BIHAR	6,000	5,000	3,336	67
5	CHHATISGARH	1,500	1,250	1,500	120
6	GUJARAT #	425	354	632	179
7	HARYANA	292	243	153	63
8	HIMACHAL PRADESH	750	625	665	106
9	JAMMU AND KASHMIR	750	625	799	128
10	JHARKHAND	1,005	837	1,279	153
11	KARNATAKA	1,204	1,004	1,564	156
12	KERALA	446	371	189	51
13	MADHYA PRADESH	3,719	3,100	2,601	84
14	MAHARASHTRA	1,700	1,416	2,316	164
15	MANIPUR	150	125	357	286
16	MEGHALAYA	100	84	8	10
17	MIZORAM	100	84	102	121
18	NAGALAND	200	166	22 *	13
19	ORISSA	2,400	2,000	2,575	129
20	PUNJAB	593	494	62	13
21	RAJASTHAN #	350	291	433	149
22	SIKKIM	154	129	75	58
23	TAMIL NADU	1,058	882	784	89
24	TRIPURA	314	261	92	35
25	UTTARAKHAND	350	291	445	153
26	UTTAR PRADESH	3,000	2,500	474	19
27	WEST BENGAL	1,347	1,123	897	80
<b>Grand Total</b>		<b>30,516</b>	<b>25,429</b>	<b>23,632</b>	<b>93</b>

**Very Good:(90% or above of targets)**

ANDHRA PRADESH, ARUNACHAL PRADESH, CHHATISGARH, GUJARAT, HIMACHAL PRADESH, JAMMU AND KASHMIR, JHARKHAND, KARNATAKA, MAHARASHTRA, MANIPUR, MIZORAM, ORISSA, RAJASTHAN, UTTARAKHAND

**Good:(Between 80% to 90% targets)**

ASSAM, MADHYA PRADESH, TAMIL NADU, WEST BENGAL

**Poor:(Below 80% of targets)**

BIHAR, HARYANA, KERALA, MEGHALAYA, NAGALAND, PUNJAB, SIKKIM, TRIPURA, UTTAR PRADESH

# Revised targets received from M/O RD

\* Figures furnished by M/o Rural Development

# Rajiv Gandhi

## Grameen Vidyutikaran Yojana-RGGVY

Villages electrified  
% Achievement of Target  
During April, 2011 - February, 2012

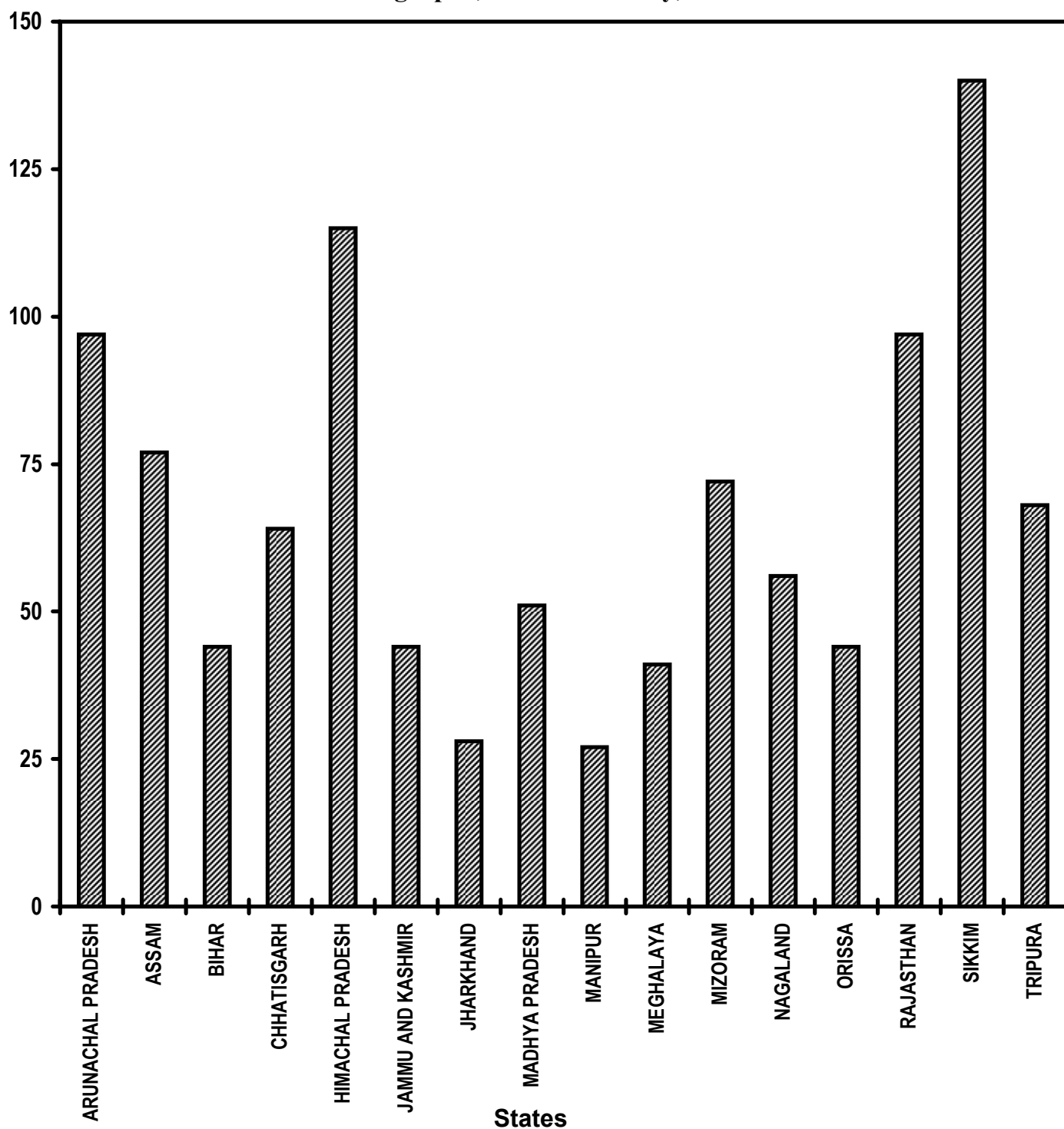


Table - 18

**Rajiv Gandhi Grameen Vidyutikaran Yojana**  
**Villages electrified**  
**(Unit: Number)**

Sl. No.	State/UT Name	Target		Achievement April,2011- February,2012	Percent Achievement April,2011- February,2012
		2011-2012	April,2011- February,2012		
(1)	(2)	(3)	(4)	(5)	(5)/(4)
1	ARUNACHAL PRADESH	1,450	1,272	1,238	97
2	ASSAM	2,062	1,811	1,397	77
3	BIHAR	2,230	1,962	862 *	44
4	CHHATISGARH	901	800	513 *	64
5	HIMACHAL PRADESH	54	47	54	115
6	JAMMU AND KASHMIR	136	119	52	44
7	JHARKHAND	2,141	1,882	534 *	28
8	MADHYA PRADESH	492	433	221 *	51
9	MANIPUR	591	520	141 *	27
10	MEGHALAYA	1,616	1,420	577	41
11	MIZORAM	81	71	51 *	72
12	NAGALAND	38	34	19	56
13	ORISSA	2,174	1,942	856	44
14	RAJASTHAN	418	364	353	97
15	SIKKIM	5	5	7	140
16	TRIPURA	82	69	47	68
<b>Grand Total</b>		14,471	12,751	6,922	54

**Very Good:(90% or above of targets)**

ARUNACHAL PRADESH, HIMACHAL PRADESH, RAJASTHAN, SIKKIM

**Poor:(Below 80% of targets)**

ASSAM, BIHAR, CHHATISGARH, JAMMU AND KASHMIR, JHARKHAND, MADHYA PRADESH, MANIPUR, MEGHALAYA, MIZORAM, NAGALAND, ORISSA, TRIPURA

\* Figures taken from MIS of RGGVY (M/o Power)

# Energising Pump sets

## Pumps sets energized

### % Achievement of Target

#### During April, 2011 - February, 2012

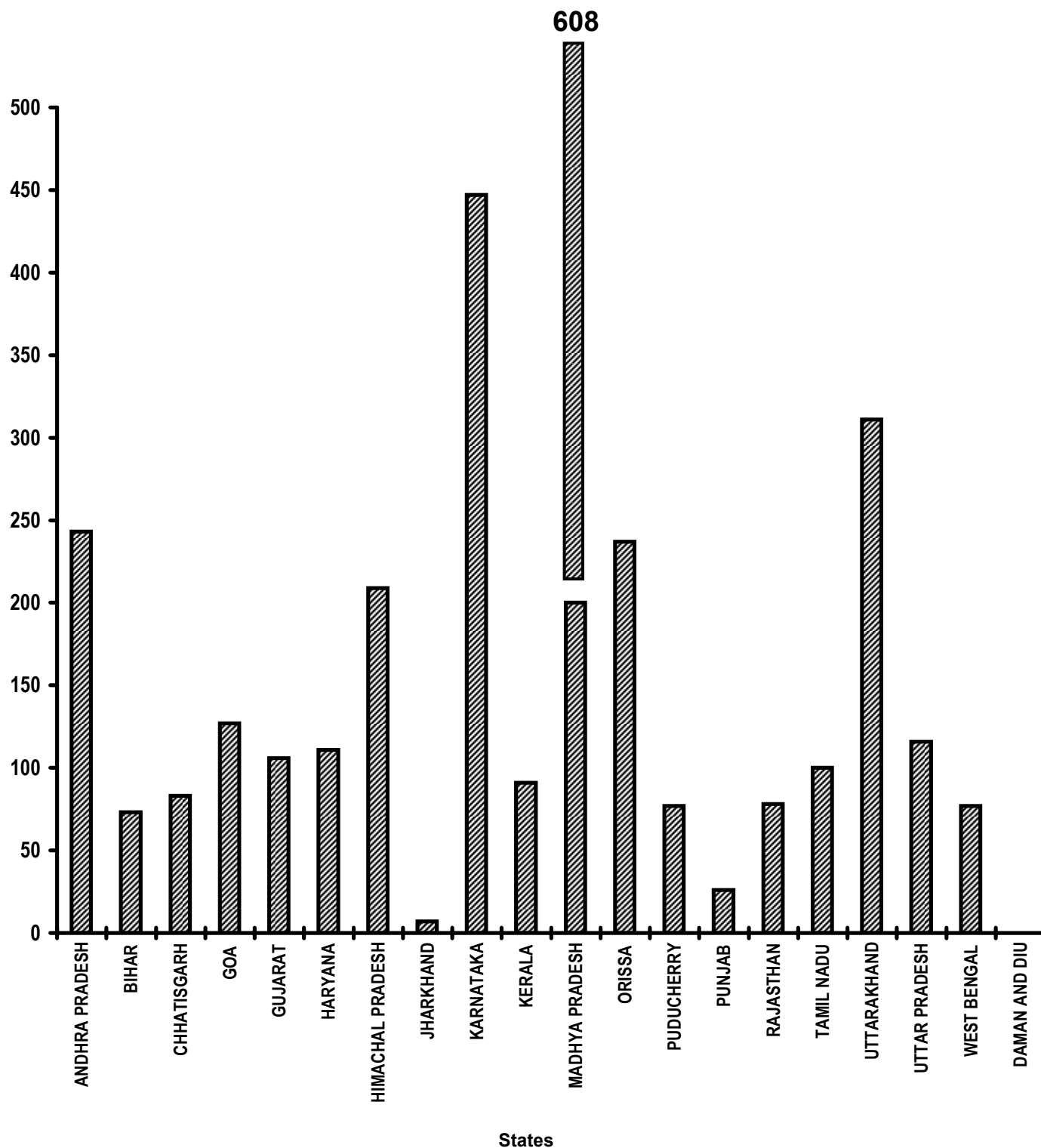


Table - 19

**Energising pump sets  
Pumps sets energized  
(Unit: Number)**

Sl. No.	State/UT Name	Target		Achievement April,2011- February,2012	Percent Achievement April,2011- February,2012
		2011-2012	April,2011- February,2012		
(1)	(2)	(3)	(4)	(5)	(5)/(4)
1	ANDHRA PRADESH	50,000	45,833	1,11,161	243
2	BIHAR	2,764	2,533	1,849	73
3	CHHATISGARH	20,000	18,333	15,259	83
4	GOA	100	91	116	127
5	GUJARAT	25,000	22,916	24,327	106
6	HARYANA	19,000	17,416	19,249	111
7	HIMACHAL PRADESH	760	696	1,454	209
8	JHARKHAND	22,000	20,166	1,420	7
9	KARNATAKA	25,400	23,283	1,04,091	447
10	KERALA	12,000	11,000	10,057	91
11	MADHYA PRADESH	17,237	15,800	95,987	608
12	ORISSA	1,190	1,090	2,583	237
13	PUDUCHERRY	25	22	17	77
14	PUNJAB	60,000	55,000	14,438	26
15	RAJASTHAN	45,000	41,250	32,007	78
16	TAMIL NADU	15,000	13,750	13,769	100
17	UTTARAKHAND	350	320	994	311
18	UTTAR PRADESH	22,058	20,219	23,393	116
19	WEST BENGAL	422	386	296	77
20	DAMAN AND DIU	25	22	0	0
<b>Grand Total</b>		<b>3,38,331</b>	<b>3,10,126</b>	<b>4,72,467</b>	<b>152</b>

**Very Good:(90% or above of targets)**

ANDHRA PRADESH, GOA, GUJARAT, HARYANA, HIMACHAL PRADESH, KARNATAKA, KERALA, MADHYA PRADESH, ORISSA, TAMIL NADU, UTTARAKHAND, UTTAR PRADESH

**Good:(Between 80% to 90% targets)**

CHHATISGARH

**Poor:(Below 80% of targets)**

BIHAR, JHARKHAND, PUDUCHERRY, PUNJAB, RAJASTHAN, WEST BENGAL, DAMAN AND DIU

# Supply of Electricity

## Electricity supplied

### % Achievement of Target

#### During April, 2011 - February, 2012

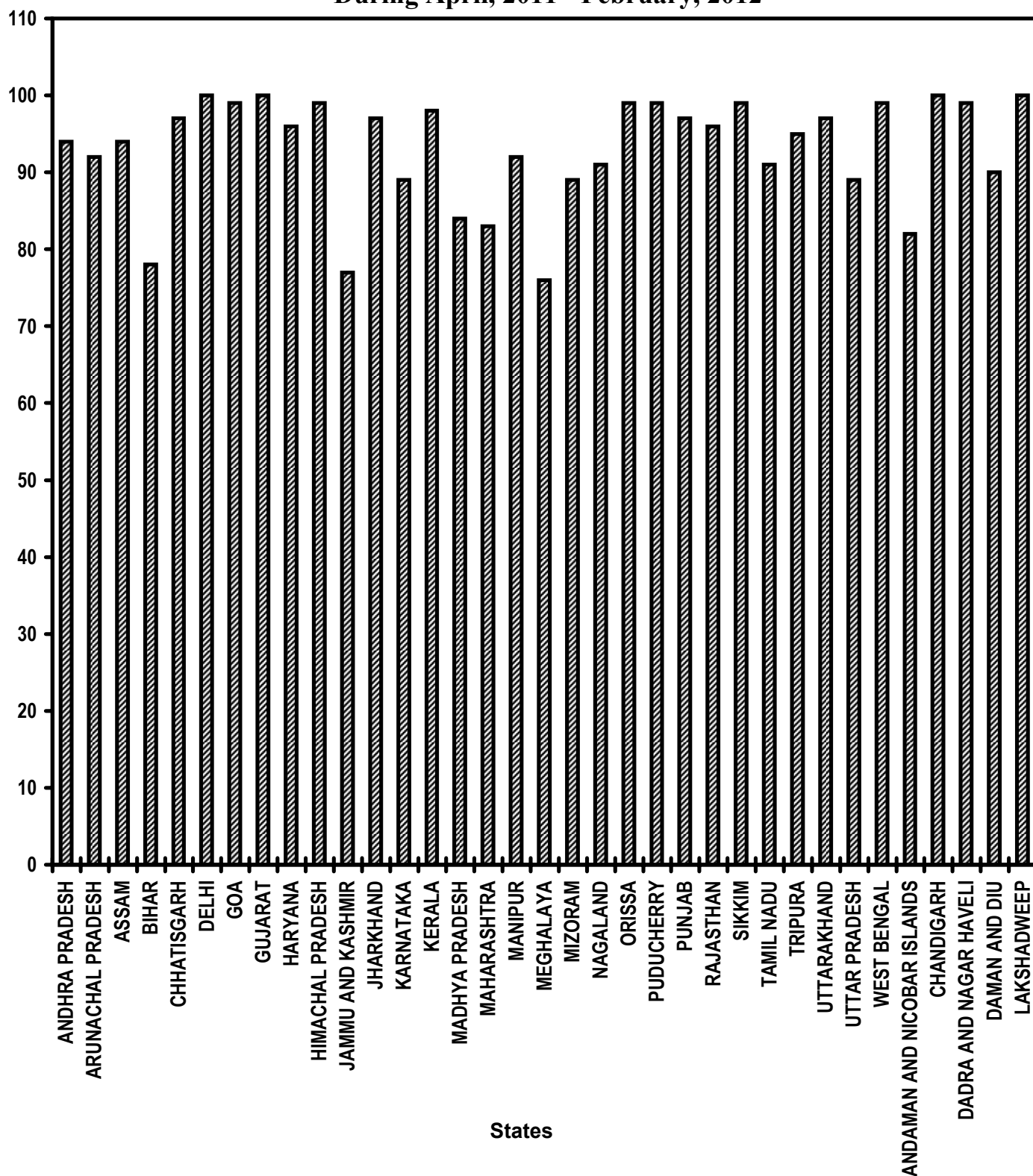




Table - 20

## Supply of Electricity

Sl. No.	State/UT Name	Electricity demanded (Million Units) April,2011- February,2012	Electricity supplied (Million Units) April,2011- February,2012	Shortage observed (Million Units) April,2011- February,2012	Percentage of Electricity Supplied
(1)	(2)	(3)	(4)	(5)	(6)
1	ANDHRA PRADESH	82,096	76,928	5,168	94
2	ARUNACHAL PRADESH	552	507	45	92
3	ASSAM	5,561	5,251	310	94
4	BIHAR	13,051	10,170	2,881	78
5	CHHATISGARH	13,521	13,136	385	97
6	DELHI	25,004	24,929	75	100
7	GOA	2,777	2,741	36	99
8	GUJARAT	68,031	67,780	251	100
9	HARYANA	34,050	32,728	1,322	96
10	HIMACHAL PRADESH	7,473	7,419	54	99
11	JAMMU AND KASHMIR	12,924	9,895	3,029	77
12	JHARKHAND	5,681	5,498	183	97
13	KARNATAKA	54,414	48,542	5,872	89
14	KERALA	17,957	17,579	378	98
15	MADHYA PRADESH	45,430	37,935	7,495	84
16	MAHARASHTRA	1,29,690	1,07,341	22,349	83
17	MANIPUR	511	468	43	92
18	MEGHALAYA	1,765	1,334	431	76
19	MIZORAM	368	329	39	89
20	NAGALAND	525	479	46	91
21	ORISSA	20,936	20,673	263	99
22	PUDUCHERRY	1,968	1,940	28	99
23	PUNJAB	41,932	40,599	1,333	97
24	RAJASTHAN	46,537	44,671	1,866	96
25	SIKKIM	354	349	5	99
26	TAMIL NADU	77,733	70,725	7,008	91
27	TRIPURA	871	825	46	95
28	UTTARAKHAND	9,629	9,355	274	97
29	UTTAR PRADESH	74,354	65,890	8,464	89
30	WEST BENGAL	35,045	34,673	372	99
31	ANDAMAN AND NICOBAR ISLANDS	223	183	40	82
32	CHANDIGARH	1,459	1,455	4	100
33	DADRA AND NAGAR HAVELI	4,068	4,038	30	99
34	DAMAN AND DIU	1,983	1,776	207	90
35	LAKSHADWEEP	34	34	0	100
Grand Total		8,38,507	7,68,175	70,332	92

**Very Good:(90% or above of targets)**

ANDHRA PRADESH, ARUNACHAL PRADESH, ASSAM, CHHATISGARH, DELHI, GOA, GUJARAT, HARYANA, HIMACHAL PRADESH, JHARKHAND, KERALA, MANIPUR, NAGALAND, ORISSA, PUDUCHERRY, PUNJAB, RAJASTHAN, SIKKIM, TAMIL NADU, TRIPURA, UTTARAKHAND, WEST BENGAL, CHANDIGARH, DADRA AND NAGAR HAVELI, DAMAN AND DIU, LAKSHADWEEP

**Good:(Between 80% to 90% targets)**

KARNATAKA, MADHYA PRADESH, MAHARASHTRA, MIZORAM, UTTAR PRADESH, ANDAMAN AND NICOBAR ISLANDS

**Poor:(Below 80% of targets)**

BIHAR, JAMMU AND KASHMIR, MEGHALAYA

**LIST OF ITEMS COVERED UNDER (TPP) - 2006**

<b>Point No.</b>	<b>Item No.</b>	<b>Name of the Points/Items</b>
<b>I.</b>		<b>Garibi Hatao [Poverty Eradication]</b>
		<b>Rural Areas</b>
	<b>1.</b>	Employment generation under the <i>Mahatma Gandhi National Rural Employment Guarantee Act (MGNREGA)</i>
	<b>2.</b>	Swaranjayanti Gram Swarajgar Yojana (SGSY)
	<b>3.</b>	Rural Business Hubs in Partnership with Panchayats
	<b>4.</b>	Self help Groups
		<b>Urban Areas</b>
	<b>5.</b>	Swaranjayanti Shehari Rojgar Yojana
<b>II.</b>		<b>Jan Shakti (Power to People)</b>
	<b>6.</b>	Local Self Government (Panchayati Raj and Urban Local Bodies) <ul style="list-style-type: none"> <li>- Activity Mapping for devolution of functions</li> <li>- Budget Flow of Funds</li> <li>- Assignment of Functionaries</li> </ul>
	<b>7.</b>	Quick and Inexpensive Justice – Gram Nyayalayas and Nyaya Panchayats.
	<b>8.</b>	District Planning Committees.
<b>III.</b>		<b>Kisan Mitra [Support to Farmers]</b>
	<b>9.</b>	Water shed development
	<b>10.</b>	Marketing and infrastructural support to farmers
	<b>11.</b>	Irrigation facilities (including minor and micro irrigation) for agriculture
	<b>12.</b>	Credit to farmers
	<b>13.</b>	Distribution of waste land to the landless
<b>IV.</b>		<b>Shramik Kalyan [Labour Welfare]</b>
	<b>14.</b>	Social Security for Agricultural and Unorganised Labour
	<b>15.</b>	Minimum Wages Enforcement (including Farm Labour)
	<b>16.</b>	Prevention of Child Labour
	<b>17.</b>	Welfare of Women Labour
<b>V.</b>		<b>Khadya Suraksha [Food Security ]</b>
	<b>18.</b>	<b><i>Food Security:</i></b> <ul style="list-style-type: none"> <li>(i) Targeted Public Distribution system,</li> <li>(ii) Antyodaya Anna Yojana,</li> <li>(iii) Establishing Grain banks in chronically food scarcity areas</li> </ul>
<b>VI.</b>		<b>Subke Liye Aawas [Housing for All]</b>
	<b>19</b>	Rural Housing - Indira Awaas Yojana
	<b>20.</b>	EWS/LIG Houses in Urban Areas

Contd.....

Point No.	Item No.	Name of the Points/Items
<b>VII.</b>		<b>Shudh Peya Jal [Clean Drinking Water]</b>
	<b>21.</b>	Rural Areas. - National Rural Drinking Water Programme-( <i>NRDWP</i> )
	<b>22.</b>	Urban Areas: - Accelerated Urban Water Supply Programme
<b>VIII.</b>		<b>Jan Jan Ka Swasthya [Health for All]</b>
	<b>23.</b>	Control and prevention of major diseases: (a) HIV/AIDS (b) TB (c) Malaria (d) Leprosy (e) Blindness
	<b>24.</b>	National Rural Health Mission
	<b>25.</b>	Immunisation of Children
	<b>26.</b>	Sanitation Programme in - Rural Areas - Urban areas
	<b>27.</b>	Institutional Delivery
	<b>28.</b>	Prevention of Female Foeticide
	<b>29.</b>	Supplementary nutrition for Mothers and Children
	<b>30.</b>	Two Child norms
<b>IX.</b>		<b>Sabke Liye Shiksha [Education for All]</b>
	<b>31.</b>	Sarv Shiksha Abhiyan - Compulsory Elementary Education
	<b>32.</b>	Mid Day Meal Scheme
<b>X.</b>		<b>Anusuchit Jaati, Jan Jaati, Alp-sankhyak evam Anya Pichhra Varg Kalyan [Welfare of Scheduled Castes, Scheduled Tribes, Minorities and OBCs]</b>
	<b>33.</b>	SC Families Assisted
	<b>34.</b>	Rehabilitation of Scavengers
	<b>35.</b>	ST Families Assisted
	<b>36.</b>	Rights of Forest dwellers – Owners of minor forest produce
	<b>37.</b>	Particularly Vulnerable Tribal Groups (PTGs)
	<b>38.</b>	No alienation of Tribal lands
	<b>39.</b>	Implementation of Panchayats (Extension to Scheduled Areas) Act [PESA]
	<b>40.</b>	Welfare of Minorities
	<b>41.</b>	Professional education among all minority communities
	<b>42.</b>	Reservation of OBCs in - Education - Employment
<b>XI.</b>		<b>Mahila Kalyan [Women Welfare]</b>
	<b>43.</b>	Financial Assistance for Women Welfare
	<b>44.</b>	Improved participation of women in (a) Panchayats (b) Municipalities (c) State Legislatures (d) Parliament

Contd.....

Point No.	Item No.	Name of the Points/Items
<b>XII.</b>		<b>Bal Kalyan (Child Welfare)</b>
	<b>45.</b>	Universalisation of ICDS Scheme
	<b>46.</b>	Functional Anganwadis
<b>XIII.</b>		<b>Yuva Vikas [Youth Development]</b>
	<b>47.</b>	Sports for all in Rural and Urban areas
	<b>48.</b>	Rashtriya Sadbhavana Yojana
	<b>49.</b>	National Service Scheme (NSS)
<b>XIV.</b>		<b>Basti Sudhar [Improvement of Slums]</b>
	<b>50.</b>	Number of Urban poor families assisted under seven point charter viz. land tenure, housing at affordable cost, water, sanitation, health, education, and social security.
<b>XV.</b>		<b>Paryavaran Sanrakshan evam Van Vridhi [Environment Protection and Afforestation]</b>
	<b>51.</b>	Afforestation (a) Area Covered under Plantation on - Public and Forest Lands (b) Number of Seedlings planted on -Public and Forest Lands
	<b>52.</b>	Prevention of pollution of Rivers and water bodies
	<b>53.</b>	Solid and liquid waste management in - Rural Areas - Urban Areas
<b>XVI.</b>		<b>Samajik Suraksha [Social Security]</b>
	<b>54.</b>	Rehabilitation of handicapped and orphans.
	<b>55.</b>	Welfare of the aged
<b>XVII.</b>		<b>Grameen Sadak [Rural Roads]</b>
	<b>56.</b>	Rural Roads - PMGSY
<b>XVIII.</b>		<b>Grameen Oorja [Energization of Rural Area]</b>
	<b>57.</b>	Bio-diesel Production
	<b>58.</b>	Rajiv Gandhi Grameen Vidyutikaran Yojana
	<b>59.</b>	Renewable Energy
	<b>60.</b>	Energising Pump sets
	<b>61.</b>	Supply of Electricity
	<b>62.</b>	Supply of Kerosene and LPG
<b>XIX.</b>		<b>Pichhara Kshetra Vikas [Development of Backward Areas]</b>
	<b>63.</b>	Backward Regions Grants Fund (BRGF)
<b>XX.</b>		<b>e- Shasan [IT enabled e-Governance]</b>
	<b>64.</b>	Central and State Governments
	<b>65.</b>	Panchayats and Municipalities

**ABBREVIATIONS USED**

AAY	Antyodaya Anna Yojana
ARWSP	Accelerated Rural Water Supply Programme
DDRS	Deen Dayal Rehabilitation Scheme
EWS	Economically Weaker Section
IAY	Indira Awaas Yojana
ICDS	Integrated Child Development Scheme
LIG	Low Income Group
MWE	Minimum Wages Enforcement
NC	Not Covered
NREGS	National Rural Employment Guarantee Scheme
PC	Partially Covered
PMGSY	Prime Minister Grameen Sadak Yojana
SC	Scheduled Caste
RGGVY	Rajiv Gandhi Grameen Vidyutikaran Yojana
SGRY	Sampoorna Grameen Rojgar yojana
SGSY	Swaranjayanati Gram Swarojgar Yojana
SHG	Self Help Groups
ST	Scheduled Tribe
TPDS	Targeted Public Distribution system