

TWENTY POINT PROGRAMME-2006

ANNUAL PROGRESS REPORT OF MONTHLY MONITORED ITEMS

FOR

2011-2012



GOVERNMENT OF INDIA
MINISTRY OF STATISTICS AND PROGRAMME IMPLEMENTATION
SARDAR PATEL BHAWAN, SANSAD MARG,
NEW DELHI-110 001

Website: www.mospi.gov.in

CONTENTS

	Page No.
I. Introduction	i
II. List of Twenty Points	ii
III. List of Monthly Monitored Items	iii
IV. Status of receipt of targets for Monthly Monitored items	iv
V. List of items /parameters identified for appraisal	vii
VI. List of items under TPP-2006 yet to be operationalised	viii

PART-I Overall Performance Analysis

VII. Progress Report	1
VIII. Highlights of Performance	2
Table - A - All India Performance	6
Table- B - State-wise Performance	7
Table- C - State -wise and Item-wise Performance	12

PART- II Performance Tables

Table No.	Description of Item	
1	Employment Generation - <i>MGNREG</i> Scheme	22
2(A)	Swaranjayanti Gram Swarojgar Yojana (SGSY)	23
2(B)	SC, ST, Women and Disabled Swarozgaries Assisted under SGSY	25
3(A)	SHGs Formed under SGSY	26
3(B)	SHGs to whom income generating activities provided	28
4(A)	Distribution of Waste Land to the Landless	29
4(B)	Waste Land Distributed to SC, ST and others	30
5(A)	Minimum Wages Enforcement (Including Farm Labour)	31
	(i) Inspections made (ii) Irregularities detected	
	(iii) Irregularities rectified	
5(B)	Minimum Wages Enforcement (Including Farm Labour)	32
	(i) Claims Filed (ii) Claims Settled	
5(c)	Minimum Wages Enforcement (Including Farm Labour)	33
	(i) Prosecution cases pending (ii) Prosecution cases filed	
	(iii) Prosecution cases decided	
6(A)	<i>Food Security</i> : Targeted Public Distribution System (TPDS) for AAY, APL & BPL,	34
6(B)	<i>Food Security</i> : TPDS only for Antyodaya Anna Yojana (AAY)	36
6(C)	<i>Food Security</i> : TPDS only for Below Poverty Line (BPL)	38
7	Rural Housing - Indira Awaas Yojana (IAY)	40

Contd...

Table No.	Description of Item	Page No.
8	EWS/LIG Houses in Urban Areas	42
9	<i>Rural Areas- National Rural Drinking Water Programme- (NRDWP)</i>	
9(A)	Coverage of Habitations (Partially Covered & Slipped back)	44
9(B)	Coverage of Water Quality Affected Habitations	46
10	Sanitation Programme in Rural Areas	48
11	Institutional Delivery	49
12	SC Families Assisted	50
13	Universalization of ICDS Scheme	52
14	Functional Anganwadis	54
15	No. of Urban Poor Families Assisted under Seven Point Charter	56
16(A)	Afforestation- Area Covered under Plantation- (Public and Forest Lands)	58
16(B)	<i>Afforestation:</i> Seedlings Planted – (Public and Forest Lands)	60
17	Rural Roads Constructed under (PMGSY)	62
18	Village Electrified under Rajiv Gandhi Grameen Vidyutikaran Yojana (RGGVY)	64
19	Energising Pump sets	66
20	Supply of Electricity	68

PART- III

State/UT-wise Performance	70 -140
----------------------------------	---------

Annexures

○ List of 65 items monitored under TPP-2006	Annexure – I	141-143
○ Abbreviations used	Annexure –II	144

Twenty Point Programme – 2006

An Introduction

The Twenty Point Programme (TPP) was launched by the Government of India in the year 1975 and restructured in 1982, 1986 and again in 2006. The restructured programme, known as Twenty Point Programme (TPP) – 2006, became operational with effect from 1st April, 2007. The Programme is meant to give a thrust to schemes relating to poverty alleviation, employment generation in rural areas, housing, education, family welfare & health, protection of environment and many other schemes having a bearing on the quality of life, especially in the rural areas.

2. The programmes and schemes under the TPP-2006 are in harmony with the priorities contained in the Millennium Development Goals (MDGs) of the United Nations and SAARC Social Charter. The original nomenclature, namely the Twenty Point Programme, which has been in existence for more than three decades and carries the stamp of familiarity among the people and administrative agencies, has been retained.

3. Twenty Point Programme (TPP) – 2006 originally consisted of 20 Points (*Appendix-1*) and 66 items being monitored individually by Central Nodal Ministries concerned. Up to 2007-08, out of 66 items, 22 items were monitored on monthly basis. From 1st April, 2008 *Sampoorna Grameen Rojgar Yojana* (SGRY) has been merged with another item namely “*National Rural Employment Guarantee Act*” which has now been renamed as *Mahatma Gandhi National Rural Employment Guarantee Act from 31st December, 2009* therefore, SGRY has been dropped from the list of 66 items and only 65 items are now monitored under TPP-2006 since 2008-09. The list of 65 items is enclosed at *Annexure-I*.

4. Out of 65 items, 20 items (information in respect of 16 items is being collected from various States/ UTs and for remaining 4 items from the concerned Central Nodal Ministries) are being monitored on monthly basis during the period 2011-12 against the targets fixed at the beginning of financial year by the central nodal Ministries and State Governments (*Appendix-2&3*). The remaining items under TPP-2006, are being monitored on annual basis as the information in respect of these items will be made available by the concerned Central Nodal Ministries only on annual basis. These 65 items consist of about 160 identified parameters, however for the purpose of monthly performance, 19 identified parameters have been taken (*Appendix-4*).

5. Some of the schemes/programmes are yet to be operationalised by the Central Nodal Ministries concerned. These items will be monitored only after the schemes concerning them come into existence and their frequency of monitoring will be decided later. The details of such items are available at *Appendix-5*.

6. The monitoring mechanism for TPP-2006 has been widened by including block level monitoring in addition to District, State and Central level monitoring. Most of the States/Union Territories have constituted the block, district and state level monitoring committees. At the Centre, the progress of individual items is monitored and reviewed by the Departments/Ministries concerned. The Ministry of Statistics & Programme Implementation (MOSPI) monitors the Programme/ schemes covered under TPP-2006 on the basis of performance report received from State Governments/UT Administrations and central nodal Ministries.

Twenty Point Programme – 2006

List of Twenty Points

1. Garibi Hatao [Poverty Eradication]
2. Jan Shakti [Power to People]
3. Kisan Mitra [Support to Farmers]
4. Shramik Kalyan [Labour Welfare]
5. Khadya Suraksha [Food Security]
6. Subke Liye Aawas [Housing for All]
7. Shudh Peya Jal [Clean Drinking Water]
8. Jan Jan Ka Swasthya [Health for All]
9. Sabke Liye Shiksha [Education for All]
10. Anusuchit Jaati, Jan Jaati, Alp-sankhyak evam Anya Pichhra Varg Kalyan [Welfare of Scheduled Castes, Scheduled Tribes, Minorities and OBCs]
11. Mahila Kalyan [Women Welfare]
12. Bal Kalyan [Child Welfare]
13. Yuva Vikas [Youth Development]
14. Basti Sudhar [Improvement of Slums]
15. Paryavaran Sanrakshan evam Van Vridhi [Environment Protection and Afforestation]
16. Samajik Suraksha [Social Security]
17. Grameen Sadak [Rural Roads]
18. Grameen Oorja [Energization of Rural Area]
19. Pichhara Kshetra Vikas [Development of Backward Areas]
20. e- Shasan [IT enabled e-Governance]

Twenty Point Programme – 2006

Monthly Monitored Items

1. Employment Generation under the *Mahatma Gandhi National Rural Employment Guarantee Scheme (MGNREGA)*
2. Swaranjayanti Gram Swarojgar Yojana (SGSY)
3. ***Self help Groups:***
 - (i) Self help Groups formed under SGSY
 - (ii) SHGs to whom income generating activities provided under SGSY
4. Distribution of Waste land to landless
5. Minimum Wages Enforcement (Including Farm Labour)
6. ***Food Security:***
 - (i) Targeted Public Distribution System (TPDS) for AAY, APL& BPL,
 - (ii) TPDS only for Antyodaya Anna Yojana (AAY)
 - (iii) TPDS only for Below Poverty Line (BPL)
7. Rural Housing for Indira Awaas Yojana (IAY)
8. EWS/LIG Houses in Urban Areas
9. ***Rural Areas-*** National Rural Drinking Water Programme- (NRDWP)
 - (i) Coverage of Habitations (Partially Covered & Slipped back)- (NRDWP)
 - (ii) Coverage of Water Quality Affected Habitations – (NRDWP)
10. Sanitation Programme in Rural Areas
11. Institutional Delivery
12. SC Families Assisted
13. Universalisation of ICDS Scheme
14. Functional Anganwadis
15. Number of Urban poor families assisted under seven point charter viz. land tenure, housing at affordable cost, water, sanitation, health, education, and social security.
16. ***Afforestation:***
 - (a) Area Covered under Plantation on - Public and Forest Lands
 - (b) Number of Seedlings planted on -Public and Forest Lands
17. Rural Roads constructed under Prime Minister Grameen Sadak Yojana (PMGSY)
18. Village Electrified under Rajiv Gandhi Grameen Vidyutikaran Yojana (RGGVY)
19. Energising Pump sets and
20. Supply of Electricity

STATUS OF RECEIPT OF TARGETS FOR MONTHLY MONITORED ITEMS UNDER TPP-2006

Item No.	Name of the item	Parameter	Parameters/ indicators	Whether State-wise targets fixed by the concerned Administrative Ministries	Whether targets have been received	Nodal Ministry
1	Employment Generation under the <i>Mahatma Gandhi National Rural Employment Guarantee Scheme</i>	-	(i) No. of job card issued (ii) Employment generated (iii) Wages given	Targets not fixed */ not supplied by Administrative Ministry	-	Ministry of Rural Development
2	Swaranjayanti Gram Swarojgar Yojana (SGSY)	1	<i>Individual Swarozgaries Assisted</i> (i) Total (ii) SC (iii) ST (iv) Women (v) Disabled person	Targets fixed & received from Administrative Ministry	Yes	-do-
3	Self help Groups	2	SHGs under SGSY - SHGs formed - SHGs to whom income generating activities provided	Targets not fixed */ not supplied by Administrative Ministry Targets fixed & received from Administrative Ministry	- Yes	-do- -do-
4	Distribution of waste land to the landless	-	Waste Land Distributed (i) Total (ii) SC (iii) ST (iv) Others	Targets not fixed */ not supplied by Administrative Ministry	-	-d
5	Minimum Wages Enforcement (including Farm Labour)	-	(a) <i>Agriculture and Farm workers</i> (i) Inspections made (ii) Irregularities detected (iii) Irregularities rectified (iv) Claims filed (v) claims settled (vi) Prosecution cases pending (vii) Prosecution cases filed (viii) Prosecution cases decided (b) <i>others</i>	Targets not fixed */ not supplied by Administrative Ministry	-	Ministry of Labour & Employment

Item No.	Name of the item	Parameter	Parameters/ indicators	Whether State-wise targets fixed by the concerned Administrative Ministries	Whether targets have been received	Nodal Ministry
6	Food Security: (i) Targeted Public Distribution System (AAY+APL+BPL) (ii) Antyodaya Anna Yojana (AAY) (iii) Below Poverty Line (BPL)	3	Allocation of Food Grains to States/UTs	Targets fixed & received from Administrative Ministry	Yes	Ministry of Consumer Affairs, Food & Public Distribution
		4	Allocation of Food Grains to States/UTs	-do-	Yes	-do-
		5	Allocation of Food Grains to States/UTs	-do-	Yes	-do-
7	Rural Housing - Indira Awaas Yojana (IAY)	6	Houses Constructed	Targets fixed & received from Administrative Ministry	Yes	Ministry of Rural Development
8	EWS/LIG Houses in Urban Areas	7	Houses Constructed	Targets fixed & received from Administrative Ministry	Yes	M/o Housing and Urban Poverty Alleviation
9	Rural Areas - <i>National Rural Drinking Water Programme</i> -(NRDWP)	8	(i) Coverage of Habitations (Partially Covered & Slipped back)- (NRDWP)	Targets fixed & received from Administrative Ministry	Yes	Ministry of Drinking Water and Sanitation
		9	(ii) Coverage of water quality affected habitations – (NRDWP)	Targets fixed & received from Administrative Ministry	Yes	-do-
10.	Sanitation Programme in Rural Areas	-	Individual Household latrines constructed	Targets not fixed */ not supplied by Administrative Ministry	-	Ministry of Drinking Water and Sanitation
11.	Institutional Delivery	-	Delivery in Institutions	Targets not fixed */ not supplied by Administrative Ministry	-	Ministry of Health & Family Welfare
12.	SC Families Assisted	10	SC Families Assisted	# Targets received from Administrative Ministry & yet to be finalized.	Yes	M/o Social Justice and Empowerment
13.	Universalisation of ICDS Scheme	11	ICDS Blocks Operational (Cumulative)	Targets fixed & received from Administrative Ministry	Yes	Ministry of Women and Child Development

Target received in new format. Issue not settled

Item No.	Name of the item	Parameter	Parameters/ indicators	Whether State-wise targets fixed by the concerned Administrative Ministries	Whether targets have been received	Nodal Ministry
14.	Functional Anganwadis	12	Anganwadis Functional (cumulative)	Targets fixed & received from Administrative Ministry	Yes	Ministry of Women and Child Development
15.	Number of Urban poor families assisted under seven point charter viz. land tenure, housing at affordable cost, water, sanitation, health, education, and social security.	13	Poor Families Assisted	Targets fixed & received from Administrative Ministry	Yes	M/o Housing and Urban Poverty Alleviation
16	Afforestation: (a) Area Covered under Plantation on - Public and Forest Lands (b) Number of Seedlings planted on -Public and Forest Lands	14	(a) Area Covered under Plantation on - Public and Forest Lands	Targets fixed & received from Administrative Ministry	Yes	Ministry of Environment and Forest
		15	(b)Number of Seedlings	Targets fixed & received from Administrative Ministry	Yes	-do-
17.	Rural Roads – PMGSY	16	Length of Road Constructed	Targets fixed & received from Administrative Ministry	Yes	Ministry of Rural Development
18.	Rajiv Gandhi Grameen Vidyutikaran Yojana (RGGVY)	17	Villages electrified	Targets fixed & received from Administrative Ministry	Yes	Ministry of Power
19.	Energising Pump sets	18	Pumpsets Energised	Targets fixed & received from Administrative Ministry	Yes Targets of 12 States have been received so far	-do-
20	Supply of Electricity	19	Electricity demanded	Targets fixed & received from Administrative Ministry	Yes	-do-

** These items where Administrative Ministries have not fixed State-wise targets are not monitored for appraisal on monthly basis (only 19 parameters being monitored on monthly basis form the basis of State-wise appraisal) since these are monitored without fixing of targets with reference to actual achievements as these are demand driven based.*

Twenty Point Programme – 2006

Items/Parameters identified for appraisal

For the purpose of monthly appraisal, the performance of States under TPP-2006 is evaluated on the following 19 Parameters, contained in 15 Items and as per State/UT wise targets fixed by the Central Administrative Ministries.

Items	Para- meters	Description of Item
1	1	Total No. of Individual Swarozgaries Assisted under SGSY
2	2	SHGs to whom income generating activities provided under SGSY
3	-	Food Security:
	3	(i) Targeted Public Distribution System (TPDS) for AAY,APL&BPL,
	4	(ii) TPDS only for Antyodaya Anna Yojana (AAY)
	5	(iii) TPDS only for Below Poverty Line (BPL)
4	6	Rural Housing under Indira Awaas Yojana (IAY)
5	7	EWS/LIG Houses in Urban Areas
6	-	Rural Areas: National Rural Drinking Water Programme -(NRDWP)
	8	(i) Coverage of Habitations (Partially Covered & Slipped back)- (NRDWP)
	9	(ii) Coverage of Water Quality Affected Habitations – (NRDWP)
7	10	SC Family Assisted
8	11	Universalisation of ICDS Scheme
9	12	Functional Anganwadis
10.	13	Number of Urban poor families assisted under seven point charter viz. land tenure, housing at affordable cost, water, sanitation, health, education, and social security.
11	-	Afforestation:
	14	(i) Area Covered under Plantation on- Public and Forest Lands
	15	(ii) Number of Seedlings planted on- Public and Forest Lands
12	16	Rural Roads constructed under Prime Minister Grameen Sadak Yojana (PMGSY)
13	17	Village electrified under Rajiv Gandhi Grameen Vidyutikaran Yojana (RGGVY)
14	18	Energising Pump sets and
15	19	Supply of Electricity

List of items where the concerned schemes are yet to be operationalised

(i) ***Quick and inexpensive justice–Gram Nyayalayas and Nyaya Panchayats¹***: Ministry of Panchayati Raj is consulting Central Ministries and States/UT Governments regarding draft bill on Nyaya Panchayats.

(ii) ***Sports for all in Rural and Urban Areas²***: The scheme titled “Nagar Palika Yuva Krida Aur Khel Abhiyan” for the development of sports infrastructure in urban areas is yet to be approved.

1. when operationalise will be monitored under Point No. 2 *Jan Shakti (Power to People)* (Item 6)
2. when operationalise will be monitored under Point No 13 *Yuva Vikas (Youth Development)* (Item 47)

PART - I

TWENTY POINT PROGRAMME - 2006

OVERALL PERFORMANCE ANALYSIS

Twenty Point Programme-2006

Progress Report* –(April, 2011-March, 2012)

This monthly progress report of Twenty Point Programme-2006 consists of three parts: **Part-I** contains an analysis of the overall performance, whereas **Part-II** deals with item-wise performance and State/UT-wise performance is shown in **Part-III** of the Report.

2. The report is compiled on the basis of data received from the Central Nodal Ministries and State Governments/UT Administrations. The data is received either through web enabled software developed by National Informatics Centre (NIC) Cell in this Ministry or through Fax/e-mail/post. The processing of data has been done in association with NIC Cell.

3. The analysis for the period of **April, 2011-March, 2012** shows that the performance under **fourteen items** has been ‘**Very Good**’ (90% or above the targets). These items are:

- (i) Individual Swarozgaries Assisted under SGSY
- (ii) Pump sets Energised
- (iii) Seedlings Planted (Public and Forest Lands)
- (iv) SC Families Assisted
- (v) Urban Poor Families Assisted under Seven Point Charter
- (vi) SHGs Provided Income Generating Activities under SGSY
- (vii) Road Constructed under Prime Minister Grameen Sadak Yojana (PMGSY)
- (viii) ICDS Blocks Operational (Cum.)
- (ix) *Food Security*: Targeted Public Distribution System (only for BPL)
- (x) Habitations covered (Partially covered & Slipped back)- NRDWP
- (xi) Anganwadis Functional (Cum.)
- (xii) *Food Security*: Targeted Public Distribution System (only for AAY)
- (xiii) Area Covered under Plantation (Public and Forest Lands) and
- (xiv) Supply of Electricity

4 Performance (between 80% to 90% **of targets**): The performance in respect of **three** items/ parameters has been “**Good**”. These items are:

- (i) *Food Security*: Targeted Public Distribution System for APL, BPL & AAY
- (ii) Houses Constructed under Indira Awaas Yojana IAY and
- (iii) Coverage of water quality affected habitations – NRDWP

5. The performance of **two** items/ parameters has been ‘**Poor**’ (below 80% of target). These items are:

- (i) Houses constructed under EWS/LIG and
- (ii) Village Electrified–Rajiv Gandhi Grameen Vidyutikaran Yojana (RGGVY)

6. Some of items under TPP-2006 namely “Mahatma Gandhi National Rural Employment Guarantee Scheme (MGNREGS), Self help Groups formed under SGSY, Sanitation Programme in Rural Area and Institutional Delivery” are demand driven and no targets are assigned by concerned nodal Ministries where as for items like “Distribution of Wasteland to the landless” & Minimum Wages Enforcement (including Farm Labour), concerned administrative Ministries are not in position to provide State/UT-wise targets as such all these items are being monitored on monthly basis without any targets but not been considered for the purpose of appraisal. In order to monitor the performance of TPDS under *Food Security* in a more purpose full manner individual monitoring of one more parameters namely BPL have been added besides existing parameters namely TPDS and AAY for monitoring on monthly basis. The nomenclature of Accelerated Rural Water Supply Programme-ARWSP has been changed to National Rural Drinking Water Programme–(NRDWP) covering two parameters viz. (i) Coverage of Habitations (Partially Covered & Slipped back and (ii) Coverage of water quality affected habitations–(NRDWP). The items where quarterly/ annual targets have been provided by the Ministries concerned, monthly targets have been worked out on prorata basis.

* Based on monthly monitored 19 Parameters.

HIGHLIGHTS OF PERFORMANCE AT A GLANCE

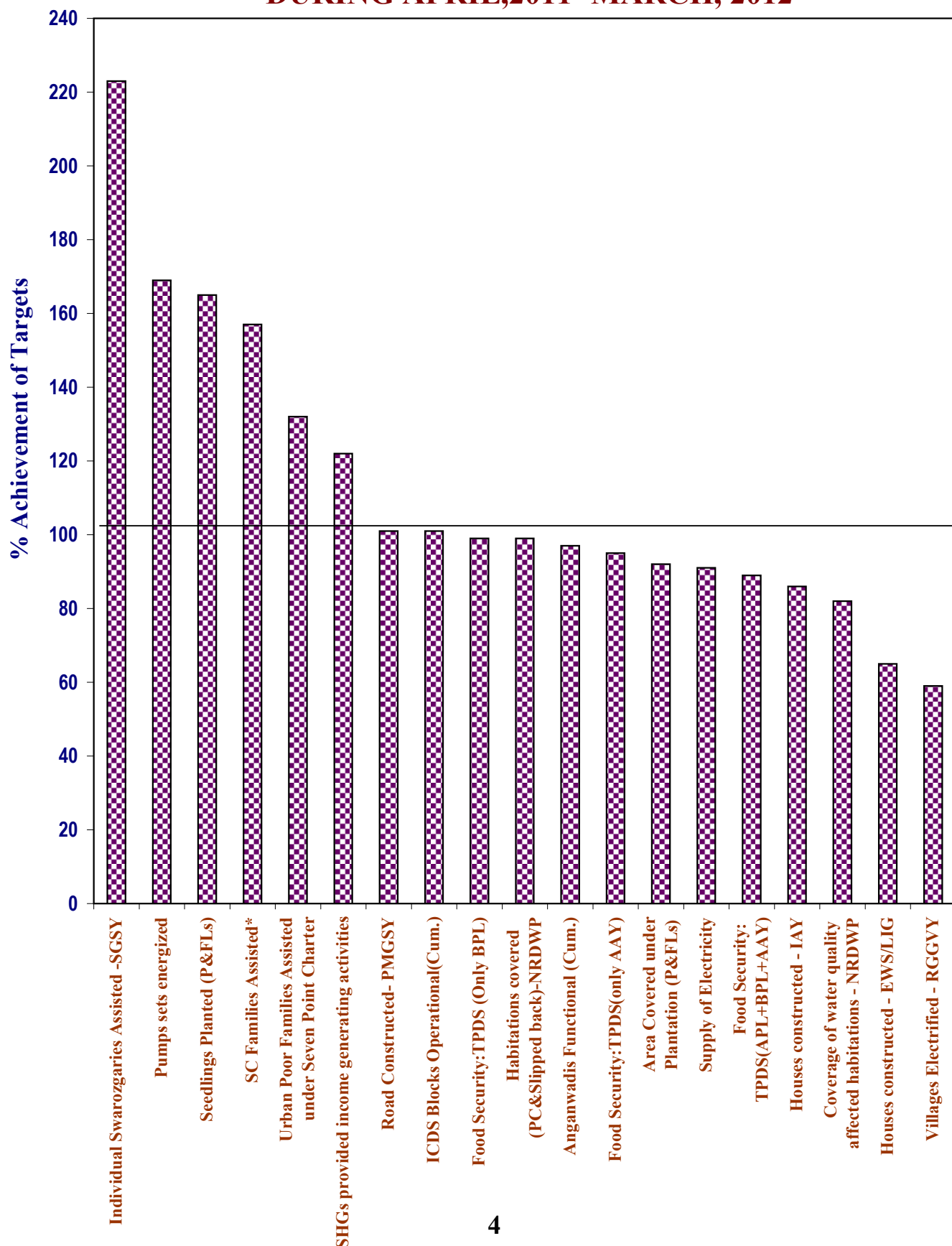
Sl. No.	Item	Achievement for April, 2011-March, 2012
1- Employment Generated under MGNREGS.		
	(i) No. of Job cards issued	65.83 lakh *
	(ii) Employment generated	222.21 crore mandays
	(iii) Wages given	Rs.24922.87 crore
2- Swaranjayanti Gram Swarozgar Yojana (SGSY)		
	No. of Individual Swarozgaries Assisted	2,30,109
3- Self help Groups		
	(i) No. of SHGs formed	2,51,265
	(ii) No. of SHGs to whom income generating activities provided under SGSY	2,29,919
4- Distribution of waste land to the landless		
	Land Distributed	7,724 hectare
5- Minimum Wages Enforcement (Including Farm Labour)		
	(i) No. of Inspections made	69,453
	(ii) No. of Irregularities detected	6,447
	(iii) No. of Irregularities rectified	6,628
	(iv) No. of Claims filed	5,275
	(v) No. of Claims settled	924
	(vi) No. of Prosecution cases Pending	7,147
	(vii) No. of Prosecution cases filed	45
	(viii) No. of Prosecution cases decided	108
6- Food Security: (i) TPDS (ii) AAY (iii) BPL		
	(i) Food Security: Targeted Public Distribution System (TPDS)	431.02 lakh tonnes
	(ii) Food Security: Antyodaya Anna Yojana (AAY)	97.08 lakh tonnes
	(iii) Food Security: Below Poverty Line (BPL)	173.03 lakh tonnes
7- Rural Housing-Indira Awaas Yojana		
	No. of Houses constructed	23,36,467
8- EWS/LIG Houses in Urban Areas		
	No. of Houses constructed	2,59,130

Contd.....

Sl. No.	Item	Achievement for April, 2011-March, 2012
9-	Rural Areas. - National Rural Drinking Water Programme-(NRDWP)	
	(i) Coverage of Habitations (Partially covered & Slipped back)- (NRDWP)	1,14,583
	(ii) Coverage of Water Quality Affected Habitations – (NRDWP)	24,470
10-	Sanitation Programme in Rural Areas	
	No. of Individual household latrines constructed	88.00. lakh
11-	Institutional Delivery	
	No. of Deliveries in Institutions	158.21 lakh
12-	SC Families Assisted	
	No. of SC Families Assisted	75.00 lakh
13-	Universalisation of ICDS Schemes	
	No. of ICDS Blocks Operational (Cum.)	6,944
14-	Functional Anganwadis	
	No. of Anganwadis Functional (Cum.)	12.75 lakh
15-	Number of Urban poor families assisted under seven point charter viz. land tenure, housing at affordable cost, water, sanitation, health, education, and social security.	
	No. of Poor Families Assisted	7,94,639
16-	Afforestation:	
	(i) Area Covered under Plantation (Public and Forest Lands)	16,03,289 hectares
	(ii) No. of Seedlings Planted (Public and Forest Lands)	185.27 Crore
17-	Rural Road- Prime Minister Grameen Sadak Yojana (PMGSY)	
	Length of Road Constructed	30,796 Kms
18-	Rajiv Gandhi Grameen Vidyutikaran Yojana (RGGVY)	
	No.of Villages Electrified	8,552
19-	Energized Pumps sets	
	No. of Pumps sets energized	5,70,950
20-	Supply of Electricity	
	Electricity supplied	8,42,118 million units (MU)

Note:- * Some of States are reporting cumulative performance since inception but now it has been reconciled with the performance figures supplied by M/o Rural Development to set performance targets during April,2011-March, 2012.

ALL INDIA PERFORMANCE OF TARGET ORIENTED PARAMETERS DURING APRIL,2011 -MARCH, 2012



ACHIEVEMENT HIGHLIGHTS

PERFORMANCE OF TARGET ORIENTED PARAMETERS DURING APRIL, 2011 TO MARCH, 2012

The cumulative performance during April, 2011 to March 2012 has been "Very Good" for 14 items/parameters, "Good" for 3 items/ parameters, and "Poor" for 2 items /parameters.

A. "Very Good" Performance (90% or above of targets)

<u>No.</u>	<u>Items</u>	<u>% Achievement</u>
1	Individual Swarozgaries Assisted - SGSY	223
2	Pumps sets energized	169
3	Seedlings Planted (Public and Forest Lands)	165
4	SC Families Assisted	157
5	Urban Poor Families Assisted under Seven Point Charter	132
6	SHGs provided income generating activities	122
7	Road Constructed- PMGSY	101
8	ICDS Blocks Operational (Cum.)	101
9	Food Security - Targeted Public Distribution System (Only BPL)	99
10	Habitations covered (Partially covered & Slipped back)- NRDWP	99
11	Anganwadis Functional (Cum.)	97
12	Food Security-Targeted Public Distribution System (only AAY)	95
13	Area Covered under Plantation (Public and Forest Lands)	92
14	Supply of Electricity	91

B. "Good" Performance (80% to 90%)

15	Food Security-Targeted Public Distribution System (APL+BPL+AAY)	89
16	Houses constructed - IAY	86
17	Coverage of water quality affected habitations - NRDWP	82

C. Areas of concern-where the performance is below 80%

18	Houses constructed - EWS/LIG	65
19	Villages Electrified - RGGVY	59

Table - A
Targets and achievements during the period April, 2011 to March, 2012
ALL INDIA PERFORMANCE

Sl. No.	Item Description	Units	Targets	Achievements	% Achievements of Targets during April,2011-March,2012
			April,2011-March,2012	April,2011-March,2012	
1	Individual Swarozgaries Assisted - SGSY	Number	1,02,972	2,30,109	223
2	SHGs provided income generating activities	Number	1,87,821	2,29,919	122
3	Food Security:Targeted Public Distribution System(TPDS)	Tonnes	4,85,58,134	4,31,01,917	89
4	Food Security:Antodaya Anna Yojana(AAY)	Tonnes	1,02,38,326	97,08,539	95
5	Food Security:Targeted Public Distribution System (Only BPL)	Tonnes	1,74,39,674	1,73,03,037	99
6	Houses constructed - IAY	Number	27,26,702	23,36,467	86
7	Houses constructed - EWS/LIG	Number	4,00,000	2,59,130	65
8	Habitations covered (Partially covered & Slipped back) - NRDWP	Number	1,15,379	1,14,583	99
9	Coverage of water quality affected habitations - NRDWP	Number	29,790	24,470	82
10	SC Families Assisted	Number	47,74,200	74,99,918	157
11	ICDS Blocks Operational (Cum.)	Number	6,900	6,944	101
12	Anganwadis Functional (Cum.)	Number	13,09,298	12,75,339	97
13	Urban Poor Families Assisted under Seven Point Charter	Number	6,00,000	7,94,639	132
14	Area Covered under Plantation (Public and Forest Lands)	Hectares	17,45,580	16,03,289	92
15	Seedlings Planted (Public and Forest Lands)	Number	1,12,56,28,063	1,85,26,70,299	165
16	Road Constructed- PMGSY	Kilometer	30,566	30,796	101
17	Villages Electrified - RGGVY	Number	14,471	8,552	59
18	Pumps sets energized	Number	3,38,331	5,70,950	169
19	Electricity supplied	Million Units	9,20,832	8,42,118	91

Table - B

STATE-WISE PERFORMANCE DURING APRIL, 2011 TO MARCH, 2012 (PERCENT ACHIEVEMENT)

Sl. No	Description	ALL INDIA	AP	ARP	AS	BI	CHHA.	DELHI	GOA
1	Individual Swarozgaries Assisted - SGSY	223	162	123	115	67	404	NA	43
2	SHGs provided income generating activities	122	113	1	97	80	83	NA	30
3	Food security-Targeted Public Distribution system (APL+BPL+AAY)	89	90	82	92	76	89	91	100
4	Food security-Targeted Public Distribution system (only AAY)	95	97	86	99	90	97	64	101
5	Food Security - Targeted Public Distribution System (Only BPL)	99	96	87	99	87	99	95	97
6	Houses constructed - IAY	86	100	15	86	67	115	NA	69
7	Houses constructed - EWS/LIG	65	112	0	6	33	18	1	NA
8	Habitations covered (Partially covered & Slipped back) - NRDWP	99	92	138	108	77	124	NA	NA
9	Coverage of water quality affected habitations - NRDWP	82	92	NA	109	58	46	NA	NA
10	SC Families Assisted	157	276	NA	254	490	161	40	41
11	ICDS Blocks Operational (Cum.)	101	100	97	100	100	82	119	100
12	Anganwadis Functional (Cum.)	97	99	99	97	94	93	122	100
13	Urban Poor Families Assisted under Seven Point Charter	132	660	0	24	0	0	0	NA
14	Area Covered under Plantation (Public and Forest Lands)	92	131	166	0	91	65	1,180	93
15	Seedlings Planted (Public and Forest Lands)	165	153	5	72	91	79	1,407	210
16	Road Constructed- PMGSY	101	99	214	175	117	70	NA	NA
17	Villages Electrified - RGGVY	59	NA	91	73	47	76	NA	NA
18	Pumps sets energized	169	298	NA	NA	79	113	NA	116
19	Supply of Electricity	91	93	92	94	79	97	100	99

NA - Not Applicable

Table - B(Contd.)

STATE-WISE PERFORMANCE DURING APRIL, 2011 TO MARCH, 2012 (PERCENT ACHIEVEMENT)

Sl. No	Description	ALL INDIA	GUJ	HRY	HP	J&K	JHAR.	KAR	KER
1	Individual Swarozgaries Assisted - SGSY	223	601	257	371	1,161	283	104	231
2	SHGs provided income generating activities	122	114	93	115	38	180	108	92
3	Food security-Targeted Public Distribution system (APL+BPL+AAAY)	89	62	80	99	98	76	94	100
4	Food security-Targeted Public Distribution system (only AAY)	95	97	95	98	100	98	98	100
5	Food Security - Targeted Public Distribution System (Only BPL)	99	91	107	98	101	95	97	100
6	Houses constructed - IAY	86	91	103	106	110	182	28	101
7	Houses constructed - EWS/LIG	65	112	100	NA	NA	177	121	2
8	Habitations covered (Partially covered & Slipped back) - NRDWP	99	117	102	100	59	93	97	57
9	Coverage of water quality affected habitations - NRDWP	82	80	87	NA	5	83	192	31
10	SC Families Assisted	157	133	106	99	7,217	134	118	131
11	ICDS Blocks Operational (Cum.)	101	100	102	100	100	100	100	100
12	Anganwadis Functional (Cum.)	97	101	109	100	105	100	100	100
13	Urban Poor Families Assisted under Seven Point Charter	132	130	35	NA	NA	60	61	45
14	Area Covered under Plantation (Public and Forest Lands)	92	102	268	160	37	114	66	44
15	Seedlings Planted (Public and Forest Lands)	165	248	321	160	41	94	92	155
16	Road Constructed- PMGSY	101	172	64	100	107	140	154	48
17	Villages Electrified - RGGVY	59	NA	NA	100	38	34	NA	NA
18	Pumps sets energized	169	120	110	217	NA	10	496	98
19	Supply of Electricity	91	100	96	99	76	96	89	98

NA - Not Applicable

Table - B(Contd.)

STATE-WISE PERFORMANCE DURING APRIL, 2011 TO MARCH, 2012 (PERCENT ACHIEVEMENT)

Sl. No	Description	ALL INDIA	MP	MAH	MANI	MEGH	MIZ	NAGA	ORI
1	Individual Swarozgaries Assisted - SGSY	223	277	157	20	14	205	212	119
2	SHGs provided income generating activities	122	133	157	105	61	97	100	94
3	Food security-Targeted Public Distribution system (APL+BPL+AAAY)	89	99	76	90	101	94	110	97
4	Food security-Targeted Public Distribution system (only AAY)	95	97	88	126	101	93	109	98
5	Food Security - Targeted Public Distribution System (Only BPL)	99	130	94	126	99	94	107	99
6	Houses constructed - IAY	86	84	90	142	110	95	107	100
7	Houses constructed - EWS/LIG	65	12	95	NA	0	56	580	4
8	Habitations covered (Partially covered & Slipped back) - NRDWP	99	94	101	72	97	98	169	168
9	Coverage of water quality affected habitations - NRDWP	82	87	93	50	25	NA	100	96
10	SC Families Assisted	157	108	228	0	NA	NA	NA	74
11	ICDS Blocks Operational (Cum.)	101	100	100	100	100	100	100	102
12	Anganwadis Functional (Cum.)	97	93	88	92	100	100	100	100
13	Urban Poor Families Assisted under Seven Point Charter	132	38	169	NA	5	0	0	14
14	Area Covered under Plantation (Public and Forest Lands)	92	53	68	180	274	113	21	91
15	Seedlings Planted (Public and Forest Lands)	165	527	84	186	278	29	31	43
16	Road Constructed- PMGSY	101	79	153	250	19	131	12	132
17	Villages Electrified - RGGVY	59	46	NA	47	63	65	50	48
18	Pumps sets energized	169	597	NA	NA	NA	NA	NA	238
19	Supply of Electricity	91	83	83	92	75	89	91	99

NA - Not Applicable

Table - B(Contd.)

STATE-WISE PERFORMANCE DURING APRIL, 2011 TO MARCH, 2012 (PERCENT ACHIEVEMENT)

Sl. No	Description	ALL INDIA	PUDU	PUN	RAJ	SIK	TN	TRI	UTTA.
1	Individual Swarozgaries Assisted - SGSY	223	156	693	435	567	112	0	159
2	SHGs provided income generating activities	122	89	46	96	246	89	141	126
3	Food security-Targeted Public Distribution system (APL+BPL+AAY)	89	81	84	98	102	99	89	91
4	Food security-Targeted Public Distribution system (only AAY)	95	94	73	99	105	98	100	95
5	Food Security - Targeted Public Distribution System (Only BPL)	99	87	95	99	108	99	102	97
6	Houses constructed - IAY	86	14	64	95	125	92	101	100
7	Houses constructed - EWS/LIG	65	0	0	102	NA	30	54	0
8	Habitations covered (Partially covered & Slipped back) - NRDWP	99	NA	44	158	25	100	NA	82
9	Coverage of water quality affected habitations - NRDWP	82	NA	32	113	NA	100	85	NA
10	SC Families Assisted	157	64	72	141	100	104	99	102
11	ICDS Blocks Operational (Cum.)	101	100	100	100	100	100	100	100
12	Anganwadis Functional (Cum.)	97	100	100	100	102	100	100	93
13	Urban Poor Families Assisted under Seven Point Charter	132	717	104	120	NA	44	158	107
14	Area Covered under Plantation (Public and Forest Lands)	92	109	87	119	112	64	197	118
15	Seedlings Planted (Public and Forest Lands)	165	320	95	117	117	47	202	186
16	Road Constructed- PMGSY	101	NA	12	113	49	77	98	183
17	Villages Electrified - RGGVY	59	NA	NA	110	140	NA	61	NA
18	Pumps sets energized	169	72	25	91	NA	101	NA	319
19	Supply of Electricity	91	99	97	96	98	90	95	97

NA - Not Applicable

Table - B(Contd.)

STATE-WISE PERFORMANCE DURING APRIL, 2011 TO MARCH, 2012 (PERCENT ACHIEVEMENT)

Sl. No	Description	ALL INDIA	UP	WB	A&N	CHND.	D&N	D&D	LAKSH
1	Individual Swarozgaries Assisted - SGSY	223	422	4	2,811	NA	1,911	178	3,444
2	SHGs provided income generating activities	122	128	255	456	NA	112	0	0
3	Food security-Targeted Public Distribution system (APL+BPL+AAY)	89	93	87	47	98	100	86	88
4	Food security-Targeted Public Distribution system (only AAY)	95	100	78	50	20	112	90	100
5	Food Security - Targeted Public Distribution System (Only BPL)	99	106	92	74	93	102	167	100
6	Houses constructed - IAY	86	93	84	24	NA	81	21	85
7	Houses constructed - EWS/LIG	65	12	54	NA	0	NA	NA	NA
8	Habitations covered (Partially covered & Slipped back) - NRDWP	99	100	158	NA	NA	NA	NA	NA
9	Coverage of water quality affected habitations - NRDWP	82	79	38	NA	NA	NA	NA	NA
10	SC Families Assisted	157	87	7	NA	101	NA	NA	NA
11	ICDS Blocks Operational (Cum.)	101	100	112	100	100	100	100	100
12	Anganwadis Functional (Cum.)	97	104	88	99	92	100	93	100
13	Urban Poor Families Assisted under Seven Point Charter	132	11	27	NA	0	NA	NA	NA
14	Area Covered under Plantation (Public and Forest Lands)	92	92	4	122	105	108	47	110
15	Seedlings Planted (Public and Forest Lands)	165	113	55	116	100	232	102	157
16	Road Constructed- PMGSY	101	17	67	NA	NA	NA	NA	NA
17	Villages Electrified - RGGVY	59	NA	NA	NA	NA	NA	NA	NA
18	Pumps sets energized	169	118	198	NA	NA	NA	0	NA
19	Supply of Electricity	91	89	99	84	100	99	89	100

NA - Not Applicable

Table - C

Items in which the States/UTs performance is Very Good (90% and above),
Good (80% to 90%) and Poor (below 80%) during the period
April, 2011 to March, 2012

1. ANDHRA PRADESH

Very Good

Individual Swarozgaries Assisted - SGSY, SHGs provided income generating activities, Food Security:Targeted Public Distribution System(TPDS), Food Security:Antodaya Anna Yojana(AAY), Food Security:Targeted Public Distribution System (Only BPL), Houses constructed - IAY, Houses constructed - EWS/LIG, Habitations covered (Partially covered & Slipped back) - NRDWP, Coverage of water quality affected habitations - NRDWP, SC Families Assisted, ICDS Blocks Operational (Cum.), Anganwadis Functional (Cum.), Urban Poor Families Assisted under Seven Point Charter, Area Covered under Plantation (Public and Forest Lands), Seedlings Planted (Public and Forest Lands), Road Constructed- PMGSY, Pumps sets energized, Electricity supplied

2. ARUNACHAL PRADESH

Very Good

Individual Swarozgaries Assisted - SGSY, Habitations covered (Partially covered & Slipped back) - NRDWP, ICDS Blocks Operational (Cum.), Anganwadis Functional (Cum.), Area Covered under Plantation (Public and Forest Lands), Road Constructed- PMGSY, Villages Electrified - RGGVY, Electricity supplied

Good

Food Security:Targeted Public Distribution System(TPDS), Food Security:Antodaya Anna Yojana(AAY), Food Security:Targeted Public Distribution System (Only BPL)

Poor

SHGs provided income generating activities, Houses constructed - IAY, Houses constructed - EWS/LIG, Urban Poor Families Assisted under Seven Point Charter, Seedlings Planted (Public and Forest Lands)

3. ASSAM

Very Good

Individual Swarozgaries Assisted - SGSY, SHGs provided income generating activities, Food Security:Targeted Public Distribution System(TPDS), Food Security:Antodaya Anna Yojana(AAY), Food Security:Targeted Public Distribution System (Only BPL), Habitations covered (Partially covered & Slipped back) - NRDWP, Coverage of water quality affected habitations - NRDWP, SC Families Assisted, ICDS Blocks Operational (Cum.), Anganwadis Functional (Cum.), Road Constructed- PMGSY, Electricity supplied

Good

Houses constructed - IAY

Poor

Houses constructed - EWS/LIG, Urban Poor Families Assisted under Seven Point Charter, Area Covered under Plantation (Public and Forest Lands), Seedlings Planted (Public and Forest Lands), Villages Electrified - RGGVY

4. BIHAR

Very Good

Food Security:Antodaya Anna Yojana(AAY), SC Families Assisted, ICDS Blocks Operational (Cum.), Anganwadis Functional (Cum.), Area Covered under Plantation (Public and Forest Lands), Seedlings Planted (Public and Forest Lands) Road Constructed- PMGSY

Good

SHGs provided income generating activities, Food Security:Targeted Public Distribution System (Only BPL)

Poor

Individual Swarozgaries Assisted - SGSY, Food Security:Targeted Public Distribution System(TPDS), Houses constructed - IAY, Houses constructed - EWS/LIG, Habitations covered (Partially covered & Slipped back) - NRDWP, Coverage of water quality affected habitations - NRDWP, Urban Poor Families Assisted under Seven Point Charter, Villages Electrified - RGGVY, Pumps sets energized, Electricity supplied

Table - C (Contd..)

Items in which the States/UTs performance is Very Good (90% and above),
Good (80% to 90%) and Poor (below 80%) during the period
April, 2011 to March, 2012

5. CHHATISGARH

Very Good

Individual Swarozgaries Assisted - SGSY, Food Security:Antodaya Anna Yojana(AAY), Food Security:Targeted Public Distribution System (Only BPL), Houses constructed - IAY, Habitations covered (Partially covered & Slipped back) - NRDWP, SC Families Assisted, Anganwadis Functional (Cum.), Pumps sets energized, Electricity supplied

Good

SHGs provided income generating activities, Food Security:Targeted Public Distribution System(TPDS), ICDS Blocks Operational (Cum.)

Poor

Houses constructed - EWS/LIG, Coverage of water quality affected habitations - NRDWP, Urban Poor Families Assisted under Seven Point Charter, Area Covered under Plantation (Public and Forest Lands), Seedlings Planted (Public and Forest Lands), Road Constructed- PMGSY, Villages Electrified - RGGVY

6. DELHI

Very Good

Food Security:Targeted Public Distribution System(TPDS), Food Security:Targeted Public Distribution System (Only BPL), ICDS Blocks Operational (Cum.), Anganwadis Functional (Cum.), Area Covered under Plantation (Public and Forest Lands), Seedlings Planted (Public and Forest Lands), Electricity supplied

Poor

Food Security:Antodaya Anna Yojana(AAY), Houses constructed - EWS/LIG, SC Families Assisted, Urban Poor Families Assisted under Seven Point Charter

7. GOA

Very Good

Food Security:Targeted Public Distribution System(TPDS), Food Security:Antodaya Anna Yojana(AAY), Food Security:Targeted Public Distribution System (Only BPL), ICDS Blocks Operational (Cum.), Anganwadis Functional (Cum.), Area Covered under Plantation (Public and Forest Lands), Seedlings Planted (Public and Forest Lands), Pumps sets energized, Electricity supplied

Poor

Individual Swarozgaries Assisted - SGSY, SHGs provided income generating activities, Houses constructed - IAY, SC Families Assisted

8. GUJARAT

Very Good

Individual Swarozgaries Assisted - SGSY, SHGs provided income generating activities, Food Security:Antodaya Anna Yojana(AAY), Food Security:Targeted Public Distribution System (Only BPL), Houses constructed - IAY, Houses constructed - EWS/LIG, Habitations covered (Partially covered & Slipped back) - NRDWP, SC Families Assisted, ICDS Blocks Operational (Cum.), Anganwadis Functional (Cum.), Urban Poor Families Assisted under Seven Point Charter, Area Covered under Plantation (Public and Forest Lands), Seedlings Planted (Public and Forest Lands), Road Constructed- PMGSY, Pumps sets energized, Electricity supplied

Good

Coverage of water quality affected habitations - NRDWP

Poor

Food Security:Targeted Public Distribution System(TPDS)

Table - C (Contd..)

Items in which the States/UTs performance is Very Good (90% and above),
Good (80% to 90%) and Poor (below 80%) during the period
April, 2011 to March, 2012

9. HARYANA

Very Good

Individual Swarozgaries Assisted - SGSY, SHGs provided income generating activities, Food Security:Antodaya Anna Yojana(AAY), Food Security:Targeted Public Distribution System (Only BPL), Houses constructed - IAY, Houses constructed - EWS/LIG, Habitations covered (Partially covered & Slipped back) - NRDWP, SC Families Assisted, ICDS Blocks Operational (Cum.), Anganwadis Functional (Cum.), Area Covered under Plantation (Public and Forest Lands), Seedlings Planted (Public and Forest Lands), Pumps sets energized, Electricity supplied

Good

Food Security:Targeted Public Distribution System(TPDS), Coverage of water quality affected habitations - NRDWP

Poor

Urban Poor Families Assisted under Seven Point Charter, Road Constructed- PMGSY

10. HIMACHAL PRADESH

Very Good

Individual Swarozgaries Assisted - SGSY, SHGs provided income generating activities, Food Security:Targeted Public Distribution System(TPDS), Food Security:Antodaya Anna Yojana(AAY), Food Security:Targeted Public Distribution System (Only BPL), Houses constructed - IAY, Habitations covered (Partially covered & Slipped back) - NRDWP, SC Families Assisted, ICDS Blocks Operational (Cum.), Anganwadis Functional (Cum.), Area Covered under Plantation (Public and Forest Lands), Seedlings Planted (Public and Forest Lands), Road Constructed- PMGSY, Villages Electrified - RGGVY, Pumps sets energized, Electricity supplied

11. JAMMU AND KASHMIR

Very Good

Individual Swarozgaries Assisted - SGSY, Food Security:Targeted Public Distribution System(TPDS), Food Security:Antodaya Anna Yojana(AAY), Food Security:Targeted Public Distribution System (Only BPL), Houses constructed - IAY, SC Families Assisted, ICDS Blocks Operational (Cum.), Anganwadis Functional (Cum.), Road Constructed- PMGSY

Poor

SHGs provided income generating activities, Habitations covered (Partially covered & Slipped back) - NRDWP, Coverage of water quality affected habitations - NRDWP, Area Covered under Plantation (Public and Forest Lands), Seedlings Planted (Public and Forest Lands), Villages Electrified - RGGVY, Electricity supplied

12. JHARKHAND

Very Good

Individual Swarozgaries Assisted - SGSY, SHGs provided income generating activities, Food Security:Antodaya Anna Yojana(AAY), Food Security:Targeted Public Distribution System (Only BPL), Houses constructed - IAY, Houses constructed - EWS/LIG, Habitations covered (Partially covered & Slipped back) - NRDWP, SC Families Assisted, ICDS Blocks Operational (Cum.), Anganwadis Functional (Cum.), Area Covered under Plantation (Public and Forest Lands), Seedlings Planted (Public and Forest Lands), Road Constructed- PMGSY, Electricity supplied

Good

Coverage of water quality affected habitations - NRDWP

Poor

Food Security:Targeted Public Distribution System(TPDS), Urban Poor Families Assisted under Seven Point Charter, Villages Electrified - RGGVY, Pumps sets energized

Table - C (Contd..)

Items in which the States/UTs performance is Very Good (90% and above),
Good (80% to 90%) and Poor (below 80%) during the period
April, 2011 to March, 2012

13. KARNATAKA

Very Good

Individual Swarozgaries Assisted - SGSY, SHGs provided income generating activities, Food Security:Targeted Public Distribution System(TPDS), Food Security:Antodaya Anna Yojana(AAY), Food Security:Targeted Public Distribution System (Only BPL), Houses constructed - EWS/LIG, Habitations covered (Partially covered & Slipped back) - NRDWP, Coverage of water quality affected habitations - NRDWP, SC Families Assisted, ICDS Blocks Operational (Cum.), Anganwadis Functional (Cum.), Seedlings Planted (Public and Forest Lands), Road Constructed- PMGSY, Pumps sets energized

Good

Electricity supplied

Poor

Houses constructed - IAY, Urban Poor Families Assisted under Seven Point Charter, Area Covered under Plantation (Public and Forest Lands)

14. KERALA

Very Good

Individual Swarozgaries Assisted - SGSY, SHGs provided income generating activities, Food Security:Targeted Public Distribution System(TPDS), Food Security:Antodaya Anna Yojana(AAY), Food Security:Targeted Public Distribution System (Only BPL), Houses constructed - IAY, SC Families Assisted, ICDS Blocks Operational (Cum.), Anganwadis Functional (Cum.), Seedlings Planted (Public and Forest Lands), Pumps sets energized, Electricity supplied

Poor

Houses constructed - EWS/LIG, Habitations covered (Partially covered & Slipped back) - NRDWP, Coverage of water quality affected habitations - NRDWP, Urban Poor Families Assisted under Seven Point Charter, Area Covered under Plantation (Public and Forest Lands), Road Constructed- PMGSY

15. MADHYA PRADESH

Very Good

Individual Swarozgaries Assisted - SGSY, SHGs provided income generating activities, Food Security:Targeted Public Distribution System(TPDS), Food Security:Antodaya Anna Yojana(AAY), Food Security:Targeted Public Distribution System (Only BPL), Habitations covered (Partially covered & Slipped back) - NRDWP, SC Families Assisted, ICDS Blocks Operational (Cum.), Anganwadis Functional (Cum.), Seedlings Planted (Public and Forest Lands), Pumps sets energized

Good

Houses constructed - IAY, Coverage of water quality affected habitations - NRDWP, Electricity supplied

Poor

Houses constructed - EWS/LIG, Urban Poor Families Assisted under Seven Point Charter, Area Covered under Plantation (Public and Forest Lands), Road Constructed- PMGSY, Villages Electrified - RGGVY

16. MAHARASHTRA

Very Good

Individual Swarozgaries Assisted - SGSY, SHGs provided income generating activities, Food Security:Targeted Public Distribution System (Only BPL), Houses constructed - IAY, Houses constructed - EWS/LIG, Habitations covered (Partially covered & Slipped back) - NRDWP, Coverage of water quality affected habitations - NRDWP, SC Families Assisted, ICDS Blocks Operational (Cum.), Urban Poor Families Assisted under Seven Point Charter, Road Constructed- PMGSY

Good

Food Security:Antodaya Anna Yojana(AAY), Anganwadis Functional (Cum.), Seedlings Planted (Public and Forest Lands), Electricity supplied

Poor

Food Security:Targeted Public Distribution System(TPDS), Area Covered under Plantation (Public and Forest Lands)

Table - C (Contd..)

Items in which the States/UTs performance is Very Good (90% and above),
Good (80% to 90%) and Poor (below 80%) during the period
April, 2011 to March, 2012

17. MANIPUR

Very Good

SHGs provided income generating activities, Food Security:Targeted Public Distribution System(TPDS), Food Security:Antodaya Anna Yojana(AAY), Food Security:Targeted Public Distribution System (Only BPL), Houses constructed - IAY, ICDS Blocks Operational (Cum.), Anganwadis Functional (Cum.), Area Covered under Plantation (Public and Forest Lands), Seedlings Planted (Public and Forest Lands), Road Constructed- PMGSY, Electricity supplied

Poor

Individual Swarozgaries Assisted - SGSY, Habitations covered (Partially covered & Slipped back) - NRDWP, Coverage of water quality affected habitations - NRDWP, SC Families Assisted, Villages Electrified - RGGVY

18. MEGHALAYA

Very Good

Food Security:Targeted Public Distribution System(TPDS), Food Security:Antodaya Anna Yojana(AAY), Food Security:Targeted Public Distribution System (Only BPL), Houses constructed - IAY, Habitations covered (Partially covered & Slipped back) - NRDWP, ICDS Blocks Operational (Cum.), Anganwadis Functional (Cum.), Area Covered under Plantation (Public and Forest Lands), Seedlings Planted (Public and Forest Lands)

Poor

Individual Swarozgaries Assisted - SGSY, SHGs provided income generating activities, Houses constructed - EWS/LIG, Coverage of water quality affected habitations - NRDWP, Urban Poor Families Assisted under Seven Point Charter, Road Constructed- PMGSY, Villages Electrified - RGGVY, Electricity supplied

19. MIZORAM

Very Good

Individual Swarozgaries Assisted - SGSY, SHGs provided income generating activities, Food Security:Targeted Public Distribution System(TPDS), Food Security:Antodaya Anna Yojana(AAY), Food Security:Targeted Public Distribution System (Only BPL), Houses constructed - IAY, Habitations covered (Partially covered & Slipped back) - NRDWP, ICDS Blocks Operational (Cum.), Anganwadis Functional (Cum.), Area Covered under Plantation (Public and Forest Lands), Road Constructed- PMGSY

Good

Electricity supplied

Poor

Houses constructed - EWS/LIG, Urban Poor Families Assisted under Seven Point Charter, Seedlings Planted (Public and Forest Lands), Villages Electrified - RGGVY

20. NAGALAND

Very Good

Individual Swarozgaries Assisted - SGSY, SHGs provided income generating activities, Food Security:Targeted Public Distribution System(TPDS), Food Security:Antodaya Anna Yojana(AAY), Food Security:Targeted Public Distribution System (Only BPL), Houses constructed - IAY, Houses constructed - EWS/LIG, Habitations covered (Partially covered & Slipped back) - NRDWP, Coverage of water quality affected habitations - NRDWP, ICDS Blocks Operational (Cum.), Anganwadis Functional (Cum.), Electricity supplied

Poor

Urban Poor Families Assisted under Seven Point Charter, Area Covered under Plantation (Public and Forest Lands), Seedlings Planted (Public and Forest Lands), Road Constructed- PMGSY, Villages Electrified - RGGVY

Table - C (Contd..)

Items in which the States/UTs performance is Very Good (90% and above),
Good (80% to 90%) and Poor (below 80%) during the period
April, 2011 to March, 2012

21. ORISSA

Very Good

Individual Swarozgaries Assisted - SGSY, SHGs provided income generating activities, Food Security:Targeted Public Distribution System(TPDS), Food Security:Antodaya Anna Yojana(AAY), Food Security:Targeted Public Distribution System (Only BPL), Houses constructed - IAY, Habitations covered (Partially covered & Slipped back) - NRDWP, Coverage of water quality affected habitations - NRDWP, ICDS Blocks Operational (Cum.), Anganwadis Functional (Cum.), Area Covered under Plantation (Public and Forest Lands), Road Constructed- PMGSY, Pumps sets energized, Electricity supplied

Poor

Houses constructed - EWS/LIG, SC Families Assisted, Urban Poor Families Assisted under Seven Point Charter, Seedlings Planted (Public and Forest Lands), Villages Electrified - RGGVY

22. PUDUCHERRY

Very Good

Individual Swarozgaries Assisted - SGSY, Food Security:Antodaya Anna Yojana(AAY), ICDS Blocks Operational (Cum.), Anganwadis Functional (Cum.), Urban Poor Families Assisted under Seven Point Charter, Area Covered under Plantation (Public and Forest Lands), Seedlings Planted (Public and Forest Lands), Electricity supplied

Good

SHGs provided income generating activities, Food Security:Targeted Public Distribution System(TPDS), Food Security:Targeted Public Distribution System (Only BPL)

Poor

Houses constructed - IAY, Houses constructed - EWS/LIG, SC Families Assisted, Pumps sets energized

23. PUNJAB

Very Good

Individual Swarozgaries Assisted - SGSY, Food Security:Targeted Public Distribution System (Only BPL), ICDS Blocks Operational (Cum.), Anganwadis Functional (Cum.), Urban Poor Families Assisted under Seven Point Charter, Seedlings Planted (Public and Forest Lands), Electricity supplied

Good

Food Security:Targeted Public Distribution System(TPDS), Area Covered under Plantation (Public and Forest Lands)

Poor

SHGs provided income generating activities, Food Security:Antodaya Anna Yojana(AAY), Houses constructed - IAY, Houses constructed - EWS/LIG, Habitations covered (Partially covered & Slipped back) - NRDWP, Coverage of water quality affected habitations - NRDWP, SC Families Assisted, Road Constructed- PMGSY, Pumps sets energized

24. RAJASTHAN

Very Good

Individual Swarozgaries Assisted - SGSY, SHGs provided income generating activities, Food Security:Targeted Public Distribution System(TPDS), Food Security:Antodaya Anna Yojana(AAY), Food Security:Targeted Public Distribution System (Only BPL), Houses constructed - IAY, Houses constructed - EWS/LIG, Habitations covered (Partially covered & Slipped back) - NRDWP, Coverage of water quality affected habitations - NRDWP, SC Families Assisted, ICDS Blocks Operational (Cum.), Anganwadis Functional (Cum.), Urban Poor Families Assisted under Seven Point Charter, Area Covered under Plantation (Public and Forest Lands), Seedlings Planted (Public and Forest Lands), Road Constructed- PMGSY, Villages Electrified - RGGVY, Pumps sets energized, Electricity supplied

Table - C (Contd..)

Items in which the States/UTs performance is Very Good (90% and above),
Good (80% to 90%) and Poor (below 80%) during the period
April, 2011 to March, 2012

25. SIKKIM

Very Good

Individual Swarozgaries Assisted - SGSY, SHGs provided income generating activities, Food Security:Targeted Public Distribution System(TPDS), Food Security:Antodaya Anna Yojana(AAY), Food Security:Targeted Public Distribution System (Only BPL), Houses constructed - IAY, SC Families Assisted, ICDS Blocks Operational (Cum.), Anganwadis Functional (Cum.), Area Covered under Plantation (Public and Forest Lands), Seedlings Planted (Public and Forest Lands), Villages Electrified - RGGVY, Electricity supplied

Poor

Habitations covered (Partially covered & Slipped back) - NRDWP, Road Constructed- PMGSY

26. TAMIL NADU

Very Good

Individual Swarozgaries Assisted - SGSY, Food Security:Targeted Public Distribution System(TPDS), Food Security:Antodaya Anna Yojana(AAY), Food Security:Targeted Public Distribution System (Only BPL), Houses constructed - IAY, Habitations covered (Partially covered & Slipped back) - NRDWP, Coverage of water quality affected habitations - NRDWP, SC Families Assisted, ICDS Blocks Operational (Cum.), Anganwadis Functional (Cum.), Pumps sets energized, Electricity supplied

Good

SHGs provided income generating activities

Poor

Houses constructed - EWS/LIG, Urban Poor Families Assisted under Seven Point Charter, Area Covered under Plantation (Public and Forest Lands), Seedlings Planted (Public and Forest Lands), Road Constructed- PMGSY

27. TRIPURA

Very Good

SHGs provided income generating activities, Food Security:Antodaya Anna Yojana(AAY), Food Security:Targeted Public Distribution System (Only BPL), Houses constructed - IAY, SC Families Assisted, ICDS Blocks Operational (Cum.), Anganwadis Functional (Cum.), Urban Poor Families Assisted under Seven Point Charter, Area Covered under Plantation (Public and Forest Lands), Seedlings Planted (Public and Forest Lands), Road Constructed- PMGSY, Electricity supplied

Good

Food Security:Targeted Public Distribution System(TPDS), Coverage of water quality affected habitations - NRDWP

Poor

Individual Swarozgaries Assisted - SGSY, Houses constructed - EWS/LIG, Villages Electrified - RGGVY

28. UTTARAKHAND

Very Good

Individual Swarozgaries Assisted - SGSY, SHGs provided income generating activities, Food Security:Targeted Public Distribution System(TPDS), Food Security:Antodaya Anna Yojana(AAY), Food Security:Targeted Public Distribution System (Only BPL), Houses constructed - IAY, SC Families Assisted, ICDS Blocks Operational (Cum.), Anganwadis Functional (Cum.), Urban Poor Families Assisted under Seven Point Charter, Area Covered under Plantation (Public and Forest Lands), Seedlings Planted (Public and Forest Lands), Road Constructed- PMGSY, Pumps sets energized, Electricity supplied

Good

Habitations covered (Partially covered & Slipped back) - NRDWP

Poor

Houses constructed - EWS/LIG

Table - C (Contd..)

Items in which the States/UTs performance is Very Good (90% and above),
Good (80% to 90%) and Poor (below 80%) during the period
April, 2011 to March, 2012

29. UTTAR PRADESH

Very Good

Individual Swarozgaries Assisted - SGSY, SHGs provided income generating activities, Food Security:Targeted Public Distribution System(TPDS), Food Security:Antodaya Anna Yojana(AAY), Food Security:Targeted Public Distribution System (Only BPL), Houses constructed - IAY, Habitations covered (Partially covered & Slipped back) - NRDWP, ICDS Blocks Operational (Cum.), Anganwadis Functional (Cum.), Area Covered under Plantation (Public and Forest Lands), Seedlings Planted (Public and Forest Lands), Pumps sets energized

Good

SC Families Assisted, Electricity supplied

Poor

Houses constructed - EWS/LIG, Coverage of water quality affected habitations - NRDWP, Urban Poor Families Assisted under Seven Point Charter, Road Constructed- PMGSY

30. WEST BENGAL

Very Good

SHGs provided income generating activities, Food Security:Targeted Public Distribution System (Only BPL), Habitations covered (Partially covered & Slipped back) - NRDWP, ICDS Blocks Operational (Cum.), Pumps sets energized, Electricity supplied

Good

Food Security:Targeted Public Distribution System(TPDS), Houses constructed - IAY, Anganwadis Functional (Cum.)

Poor

Individual Swarozgaries Assisted - SGSY, Food Security:Antodaya Anna Yojana(AAY), Houses constructed - EWS/LIG, Coverage of water quality affected habitations - NRDWP, SC Families Assisted, Urban Poor Families Assisted under Seven Point Charter, Area Covered under Plantation (Public and Forest Lands), Seedlings Planted (Public and Forest Lands), Road Constructed- PMGSY

31. ANDAMAN AND NICOBAR ISLANDS

Very Good

Individual Swarozgaries Assisted - SGSY, SHGs provided income generating activities, ICDS Blocks Operational (Cum.), Anganwadis Functional (Cum.), Area Covered under Plantation (Public and Forest Lands), Seedlings Planted (Public and Forest Lands)

Good

Electricity supplied

Poor

Food Security:Targeted Public Distribution System(TPDS), Food Security:Antodaya Anna Yojana(AAY), Food Security:Targeted Public Distribution System (Only BPL), Houses constructed - IAY

32. CHANDIGARH

Very Good

Food Security:Targeted Public Distribution System(TPDS), Food Security:Targeted Public Distribution System (Only BPL), SC Families Assisted, ICDS Blocks Operational (Cum.), Anganwadis Functional (Cum.), Area Covered under Plantation (Public and Forest Lands), Seedlings Planted (Public and Forest Lands), Electricity supplied

Poor

Food Security:Antodaya Anna Yojana(AAY), Houses constructed - EWS/LIG, Urban Poor Families Assisted under Seven Point Charter

Table - C (Contd..)

Items in which the States/UTs performance is Very Good (90% and above),
Good (80% to 90%) and Poor (below 80%) during the period
April, 2011 to March, 2012

33. DADRA AND NAGAR HAVELI

Very Good

Individual Swarozgaries Assisted - SGSY, SHGs provided income generating activities, Food Security:Targeted Public Distribution System(TPDS), Food Security:Antodaya Anna Yojana(AAY), Food Security:Targeted Public Distribution System (Only BPL), ICDS Blocks Operational (Cum.), Anganwadis Functional (Cum.), Area Covered under Plantation (Public and Forest Lands), Seedlings Planted (Public and Forest Lands), Electricity supplied

Good

Houses constructed - IAY

34. DAMAN AND DIU

Very Good

Individual Swarozgaries Assisted - SGSY, Food Security:Antodaya Anna Yojana(AAY), Food Security:Targeted Public Distribution System (Only BPL), ICDS Blocks Operational (Cum.), Anganwadis Functional (Cum.), Seedlings Planted (Public and Forest Lands)

Good

Food Security:Targeted Public Distribution System(TPDS), Electricity supplied

Poor

SHGs provided income generating activities, Houses constructed - IAY, Area Covered under Plantation (Public and Forest Lands), Pumps sets energized

35. LAKSHADWEEP

Very Good

Individual Swarozgaries Assisted - SGSY, Food Security:Antodaya Anna Yojana(AAY), Food Security:Targeted Public Distribution System (Only BPL), ICDS Blocks Operational (Cum.), Anganwadis Functional (Cum.), Area Covered under Plantation (Public and Forest Lands), Seedlings Planted (Public and Forest Lands), Electricity supplied

Good

Food Security:Targeted Public Distribution System(TPDS), Houses constructed - IAY

Poor

SHGs provided income generating activities

PART - II

TWENTY POINT PROGRAMME - 2006

ITEM-WISE PERFORMANCE TABLES

Table - 1

Employment generation under the NREG Scheme

Sl. No.	State/UT Name	No. of job cards issued (Number) April,2011- March,2012	Employment generated (Number) April,2011- March,2012	Wages given (Rupees) April,2011- March,2012
(1)	(2)	(3)	(4)	(5)
1	ANDHRA PRADESH	3,18,821	38,74,43,137	42,98,43,68,000
2	ARUNACHAL PRADESH	14160 *	0	0
3	ASSAM	1,43,726 *	3,53,31,000	4,61,08,12,000
4	BIHAR	3,36,656	8,66,38,000	10,15,33,89,000
5	CHHATISGARH	3,04,096 *	12,00,26,000	14,62,86,16,000
6	DELHI	0	0	0
7	GOA	5,391	2,75,763	4,34,27,000
8	GUJARAT	1,30,266	3,11,11,000	3,50,58,96,000
9	HARYANA	97292 *	1,08,41,000	1,95,94,39,000
10	HIMACHAL PRADESH	71486 *	2,56,65,000	3,18,56,10,000
11	JAMMU AND KASHMIR	1,97,716	3,35,45,000	4,72,49,85,000
12	JHARKHAND	93,131	6,11,16,267	7,51,50,07,123
13	KARNATAKA	4,22,968	6,82,94,000	13,40,10,65,000
14	KERALA	#5,10,740	6,30,26,144	8,40,75,82,900
15	MADHYA PRADESH	3,45,615 *	11,72,35,000	9,14,57,25,000
16	MAHARASHTRA	7,95,801 *	4,96,73,497	6,03,33,03,000
17	MANIPUR	97542 *	3,65,74,000	4,35,38,81,000
18	MEGHALAYA	65124 *	1,75,79,000	2,15,02,75,000
19	MIZORAM	22287 *	1,70,17,300	2,19,52,26,000
20	NAGALAND	29052 *	3,01,30,000	3,38,10,69,000
21	ORISSA	1,23,765	4,53,74,000	5,70,27,68,000
22	PUDUCHERRY	2367 *	10,75,000	13,50,52,000
23	PUNJAB	44,580	64,10,000	93,33,21,000
24	RAJASTHAN	#91130	20,64,67,000	19,35,73,52,000
25	SIKKIM	2,073	53,57,956	1,03,86,46,000
26	TAMIL NADU	5,69,936	32,53,03,100	27,96,87,40,900
27	TRIPURA	13,246	4,89,73,789	5,78,15,50,000
28	UTTARAKHAND	35,640	2,15,81,630	2,58,98,29,000
29	UTTAR PRADESH	14,33,124	27,59,81,000	30,46,41,85,200
30	WEST BENGAL	2,49,573	9,30,05,000	12,63,44,62,000
31	ANDAMAN AND NICOBAR ISLANDS	3,195	8,95,922	15,73,45,000
32	CHANDIGARH	0	0	0
33	DADRA AND NAGAR HAVELI	11,697	30,316	5,76,79,780
34	DAMAN AND DIU	0	0	0
35	LAKSHADWEEP	829	1,64,273	2,81,09,000
Grand Total		65,83,025	2,22,21,40,094	2,49,22,87,15,903

*Note:- Some of States are reporting cumulative performance since inception but now it has been reconciled with the performance figures supplied by the M/o Rural Development to set performance targets during April, 2011- March,2012

Previous figure repeated due to wide variation reported by the state

Swaranjayanti Gram Swarojgar Yojana (SGSY)

Individual Swarozgaries Assisted

% Achievement of Target
During April, 2011 - March, 2012

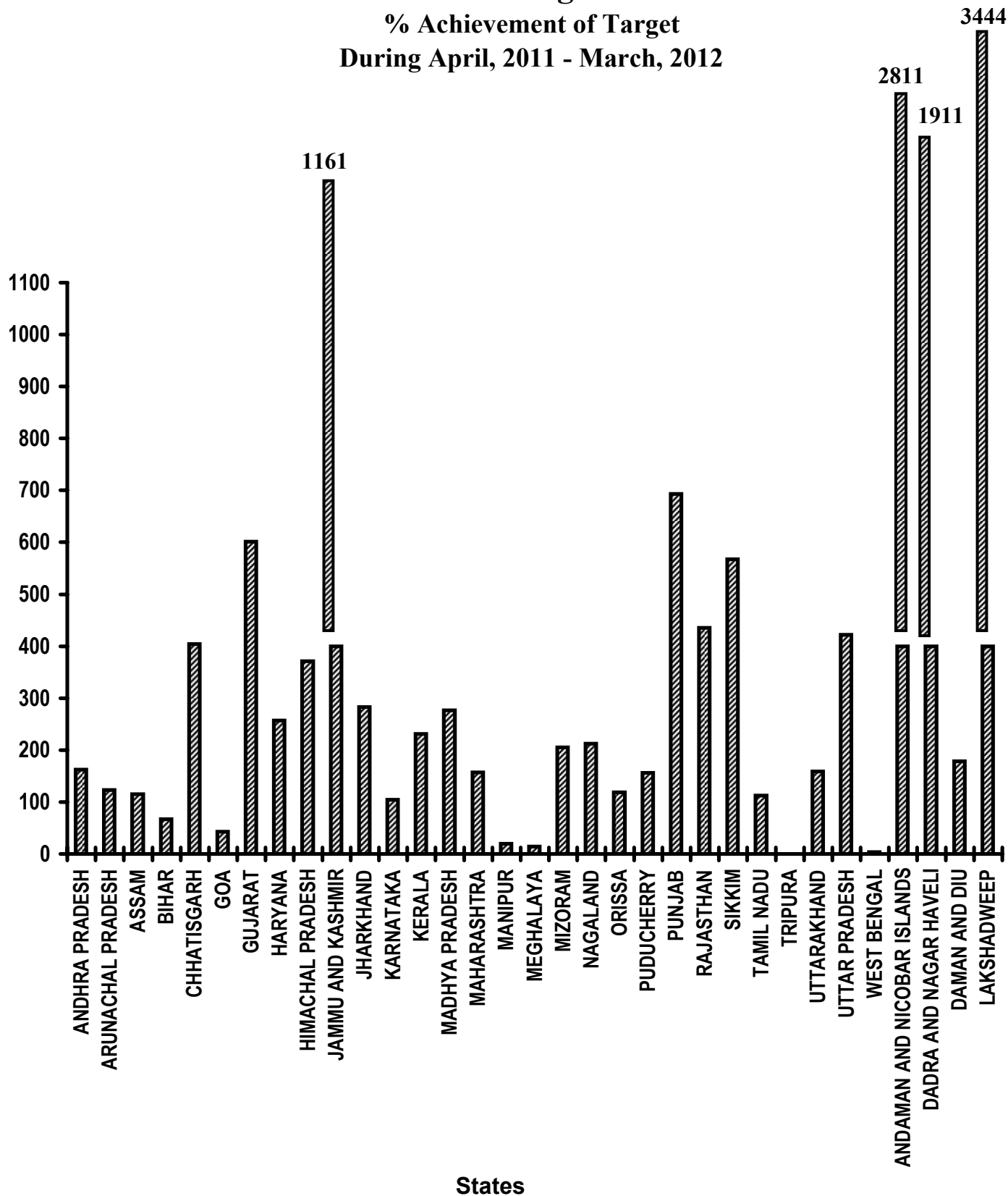


Table - 2 (A)

Swaranjayanti Gram Swarojgar Yojana
Individual Swarozgaries Assisted
(Unit: Number)

Sl. No.	State/UT Name	Target 2011-2012	Achievement April,2011-March,2012	Percent Achievement April,2011-March,2012
(1)	(2)	(3)	(4)	(4)/(3)
1	ANDHRA PRADESH	5,496	8,880	162
2	ARUNACHAL PRADESH	271	333 *	123
3	ASSAM	7,038	8,075	115
4	BIHAR	13,075	8,698	67
5	CHHATISGARH	2,905	11,744	404
6	GOA	82	35	43
7	GUJARAT	2,069	12,428	601
8	HARYANA	1,217	3,125	257
9	HIMACHAL PRADESH	513	1,902	371
10	JAMMU AND KASHMIR	634	7,363	1,161
11	JHARKHAND	4,930	13,935	283
12	KARNATAKA	4,151	4322 *	104
13	KERALA	1,862	4,299	231
14	MADHYA PRADESH	6,222	17211 *	277
15	MAHARASHTRA	8,205	12,868	157
16	MANIPUR	472	93 *	20
17	MEGHALAYA	529	75	14
18	MIZORAM	122	250	205
19	NAGALAND	363	770	212
20	ORISSA	6,287	7,471	119
21	PUDUCHERRY	99	154	156
22	PUNJAB	592	4,104	693
23	RAJASTHAN	3,152	13,705	435
24	SIKKIM	136	771	567
25	TAMIL NADU	4,860	5,442	112
26	TRIPURA	852	0	0
27	UTTARAKHAND	991	1,575	159
28	UTTAR PRADESH	18,824	79,430	422
29	WEST BENGAL	6,987	300	4
30	ANDAMAN AND NICOBAR ISLANDS	9	253	2,811
31	DADRA AND NAGAR HAVELI	9	172	1,911
32	DAMAN AND DIU	9	16	178
33	LAKSHADWEEP	9	310	3,444
Grand Total		1,02,972	2,30,109	223

Very Good:(90% or above of targets)

ANDHRA PRADESH, ARUNACHAL PRADESH, ASSAM, CHHATISGARH, GUJARAT, HARYANA, HIMACHAL PRADESH, JAMMU AND KASHMIR, JHARKHAND, KARNATAKA, KERALA, MADHYA PRADESH, MAHARASHTRA, MIZORAM, NAGALAND, ORISSA, PUDUCHERRY, PUNJAB, RAJASTHAN, SIKKIM, TAMIL NADU, UTTARAKHAND, UTTAR PRADESH, ANDAMAN AND NICOBAR ISLANDS, DADRA AND NAGAR HAVELI, DAMAN AND DIU, LAKSHADWEEP

Poor:(Below 80% of targets)

BIHAR, GOA, MANIPUR, MEGHALAYA, TRIPURA, WEST BENGAL

* RD figures taken due to wide variation as reported by above states.

Table - 2 (B)

Swaranjayanti Gram Swarojgar Yojana

Sl. No.	State/UT Name	Individual SC Swarozgaries Assisted (Number) April,2011-March,2012	Individual ST Swarozgaries Assisted (Number) April,2011-March,2012	Individual Women Swarozgaries Assisted (Number) April,2011-March,2012	Individual Disabled Swarozgaries Assisted (Number) April,2011-March,2012
(1)	(2)	(3)	(4)	(5)	(6)
1	ANDHRA PRADESH	3,901	910	8,436	499
2	ARUNACHAL PRADESH	0	0	0	0
3	ASSAM	1,186	1,334	2,748	470
4	BIHAR	3,312	83	2,122	435
5	CHHATISGARH	1,911	4,929	1,133	148
6	GOA	8	11	15	1
7	GUJARAT	5,653	3,646	3,926	130
8	HARYANA	1,625	0	1,595	136
9	HIMACHAL PRADESH	803	242	432	43
10	JAMMU AND KASHMIR	800	759	1,331	123
11	JHARKHAND	2,260	7,306	2,427	45
12	KARNATAKA	839	266	51,195	1,914
13	KERALA	3,312	339	2,333	525
14	MADHYA PRADESH	29,911	34,159	59,755	3,342
15	MAHARASHTRA	4,158	3,096	3,574	1,083
16	MANIPUR	0	0	0	0
17	MEGHALAYA	0	75	32	0
18	MIZORAM	0	117	66	11
19	NAGALAND	0	252	504	14
20	ORISSA	2,091	2,393	3,545	519
21	PUDUCHERRY	0	0	0	0
22	PUNJAB	3,100	0	915	22
23	RAJASTHAN	3,771	4,379	5,392	477
24	SIKKIM	124	1,012	1,522	46
25	TAMIL NADU	2,458	168	3,554	2,123
26	TRIPURA	0	0	0	0
27	UTTARAKHAND	1,403	69	244	10
28	UTTAR PRADESH	43,506	271	25,388	1,171
29	WEST BENGAL	27,991	5,931	74,802	101
30	ANDAMAN AND NICOBAR ISLANDS	0	30	49	2
31	DADRA AND NAGAR HAVELI	0	172	38	0
32	DAMAN AND DIU	0	14	0	0
33	LAKSHADWEEP	310	0	0	0
Grand Total		1,44,433	71,963	2,57,073	13,390

Table - 3(A)

Self Help Groups (SHG)

(Unit: Number)

		Formed under SGSY (Number) April,2011- March,2012
Sl. No.	State/UT Name	
(1)	(2)	(3)
1	ANDHRA PRADESH	23134 *
2	ARUNACHAL PRADESH	12 *
3	ASSAM	24,218
4	BIHAR	12,017
5	CHHATISGARH	3031 *
6	DELHI	0
7	GOA	58
8	GUJARAT	7,692
9	HARYANA	2,163
10	HIMACHAL PRADESH	867
11	JAMMU AND KASHMIR	1,362
12	JHARKHAND	4570 *
13	KARNATAKA	10,150
14	KERALA	2,790
15	MADHYA PRADESH	11,891
16	MAHARASHTRA	11,252
17	MANIPUR	649
18	MEGHALAYA	715
19	MIZORAM	157
20	NAGALAND	740
21	ORISSA	14,235
22	PUDUCHERRY	220
23	PUNJAB	783
24	RAJASTHAN	2,849
25	SIKKIM	106
26	TAMIL NADU	27,752
27	TRIPURA	1,943
28	UTTARAKHAND	5,107
29	UTTAR PRADESH	51,269
30	WEST BENGAL	29,460
31	ANDAMAN AND NICOBAR ISLANDS	73
32	CHANDIGARH	0
33	DADRA AND NAGAR HAVELI	0
34	DAMAN AND DIU	0
35	LAKSHADWEEP	0
Grand Total		2,51,265

* RD figures taken due to wide variation as reported by
above states.

Self Help Groups (SHG)

To whom income generating activities provided

% Achievement of Target
During April, 2011 - March, 2012

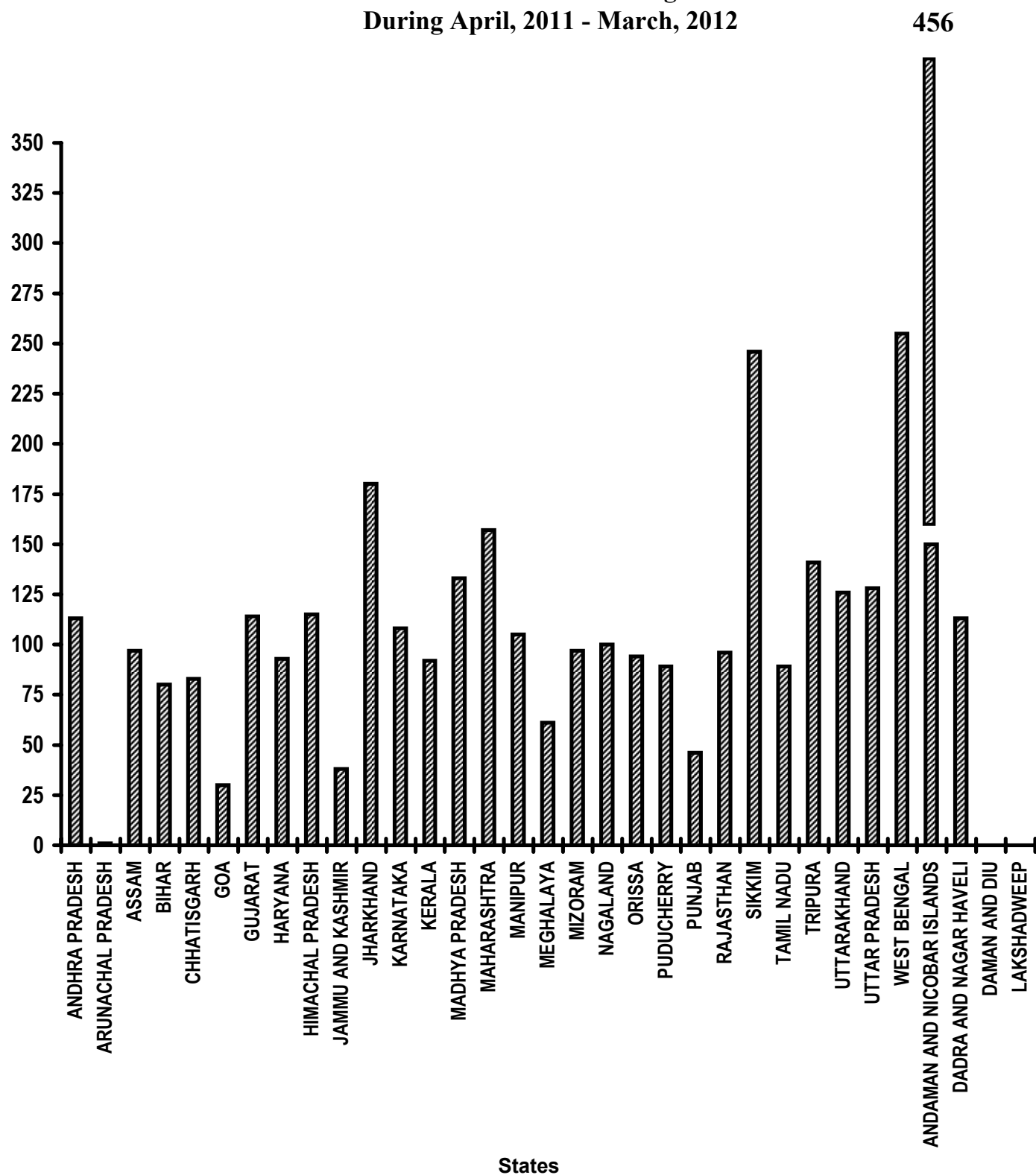


Table - 3(B)

Self Help Groups (SHG)
To whom income generating activities provided
(Unit: Number)

Sl. No.	State/UT Name	Target 2011-2012	Achievement April,2011-March,2012	Percent Achievement April,2011-March,2012
(1)	(2)	(3)	(4)	(4)/(3)
1	ANDHRA PRADESH	10,025	11,280	113
2	ARUNACHAL PRADESH	494	7	1
3	ASSAM	12,838	12,445	97
4	BIHAR	23,849	19149 *	80
5	CHHATISGARH	5,298	4,389	83
6	GOA	155	46	30
7	GUJARAT	3,773	4,285	114
8	HARYANA	2,221	2,074	93
9	HIMACHAL PRADESH	935	1,078	115
10	JAMMU AND KASHMIR	1,157	436	38
11	JHARKHAND	8,992	16,155	180
12	KARNATAKA	7,571	8,160	108
13	KERALA	3,397	3,112	92
14	MADHYA PRADESH	11,349	15,074	133
15	MAHARASHTRA	14,965	23435 *	157
16	MANIPUR	861	907	105
17	MEGHALAYA	964	585	61
18	MIZORAM	223	217 *	97
19	NAGALAND	661	664 *	100
20	ORISSA	11,467	10,788	94
21	PUDUCHERRY	180	161	89
22	PUNJAB	1,079	492	46
23	RAJASTHAN	5,749	5,500	96
24	SIKKIM	248	609 *	246
25	TAMIL NADU	8,865	7,871	89
26	TRIPURA	1,554	2184 *	141
27	UTTARAKHAND	1,808	2,273	126
28	UTTAR PRADESH	34,336	43979 *	128
29	WEST BENGAL	12,743	32,473	255
30	ANDAMAN AND NICOBAR ISLANDS	16	73	456
31	DADRA AND NAGAR HAVELI	16	18	112
32	DAMAN AND DIU	16	0	0
33	LAKSHADWEEP	16	0	0
Grand Total		1,87,821	2,29,919	122

Very Good:(90% or above of targets)

ANDHRA PRADESH, ASSAM, GUJARAT, HARYANA, HIMACHAL PRADESH, JHARKHAND, KARNATAKA, KERALA, MADHYA PRADESH, MAHARASHTRA, MANIPUR, MIZORAM, NAGALAND, ORISSA, RAJASTHAN, SIKKIM, TRIPURA, UTTARAKHAND, UTTAR PRADESH, WEST BENGAL, ANDAMAN AND NICOBAR ISLANDS, DADRA AND NAGAR HAVELI

Good:(Between 80% to 90% targets)

BIHAR, CHHATISGARH, PUDUCHERRY, TAMIL NADU

Poor:(Below 80% of targets)

ARUNACHAL PRADESH, GOA, JAMMU AND KASHMIR, MEGHALAYA, PUNJAB, DAMAN AND DIU, LAKSHADWEEP

* Figures furnished by M/o Rural Development

Table - 4 (A)

Distribution of waste land to the landless
(Unit: Hectare)

		Total Land Distributed (Hectare) April,2011- March,2012
Sl. No.	State/UT Name	
(1)	(2)	(3)
1	ANDHRA PRADESH	4,863
2	ARUNACHAL PRADESH	0
3	ASSAM	0
4	BIHAR	291
5	CHHATISGARH	0
6	DELHI	0
7	GOA	0
8	GUJARAT	0
9	HARYANA	0
10	JAMMU AND KASHMIR	0
11	JHARKHAND	313
12	KARNATAKA	0
13	KERALA	0
14	MADHYA PRADESH	0
15	MAHARASHTRA	0
16	MANIPUR	0
17	MEGHALAYA	0
18	MIZORAM	0
19	NAGALAND	0
20	ORISSA	229
21	PUDUCHERRY	0
22	PUNJAB	0
23	RAJASTHAN	0
24	SIKKIM	4
25	TAMIL NADU	58
26	TRIPURA	0
27	UTTARAKHAND	0
28	UTTAR PRADESH	1,966
29	WEST BENGAL	0
30	ANDAMAN AND NICOBAR ISLANDS	0
31	CHANDIGARH	0
32	DADRA AND NAGAR HAVELI	0
33	DAMAN AND DIU	0
34	LAKSHADWEEP	0
Grand Total		7,724

Table - 4 (B)

Distribution of waste land to the landless

Sl. No.	State/UT Name	Land Distributed to SC (Hectare) April,2011- March,2012	Land Distributed to ST (Hectare) April,2011- March,2012	Land Distributed to Others (Hectare) April,2011- March,2012
		(3)	(4)	(5)
1	ANDHRA PRADESH	760	2,097	2,007
2	ARUNACHAL PRADESH	0	0	0
3	ASSAM	0	0	0
4	BIHAR	264	3	24
5	CHHATISGARH	0	0	0
6	DELHI	0	0	0
7	GOA	0	0	0
8	GUJARAT	0	0	0
9	HARYANA	0	0	0
10	JAMMU AND KASHMIR	0	0	0
11	JHARKHAND	39	34	30
12	KARNATAKA	0	0	0
13	KERALA	0	0	0
14	MADHYA PRADESH	0	0	0
15	MAHARASHTRA	0	0	0
16	MANIPUR	0	0	0
17	MEGHALAYA	0	0	0
18	MIZORAM	0	0	0
19	NAGALAND	0	0	0
20	ORISSA	53	92	84
21	PUDUCHERRY	0	0	0
22	PUNJAB	0	0	0
23	RAJASTHAN	0	0	0
24	SIKKIM	0	2	2
25	TAMIL NADU	17	1	40
26	TRIPURA	0	0	0
27	UTTARAKHAND	0	0	0
28	UTTAR PRADESH	1,731	0	235
29	WEST BENGAL	0	0	0
30	ANDAMAN AND NICOBAR ISLANDS	0	0	0
31	CHANDIGARH	0	0	0
32	DADRA AND NAGAR HAVELI	0	0	0
33	DAMAN AND DIU	0	0	0
34	LAKSHADWEEP	0	0	0
Grand Total		2,864	2,229	2,422

Table - 5(A)

Minimum Wages Enforcement (including Farm Labour)

Sl. No.	State/UT Name	Agriculture and Farm Workers: Inspections made (Number)	Agriculture and Farm Workers: Irregularities detected (Number)	Agriculture and Farm Workers: Irregularities rectified (Number)
		April,2011-March,2012	April,2011-March,2012	April,2011-March,2012
(1)	(2)	(3)	(4)	(5)
1	ANDHRA PRADESH	0	0	0
2	ARUNACHAL PRADESH	0	0	0
3	ASSAM	0	0	0
4	BIHAR	13,742	2,736	2,767
5	CHHATISGARH	0	0	0
6	DELHI	0	0	0
7	GOA	898	12	6
8	GUJARAT	46,750	3,160	3,442
9	HARYANA	0	0	0
10	HIMACHAL PRADESH	0	0	0
11	JAMMU AND KASHMIR	0	0	0
12	JHARKHAND	5,220	522	379
13	KARNATAKA	0	0	0
14	KERALA	0	0	27
15	MADHYA PRADESH	0	0	0
16	MAHARASHTRA	0	0	0
17	MANIPUR	551	12	6
18	MEGHALAYA	0	0	0
19	MIZORAM	0	0	0
20	NAGALAND	0	0	0
21	ORISSA	0	0	0
22	PUDUCHERRY	0	0	0
23	PUNJAB	0	0	0
24	RAJASTHAN	2,287	5	1
25	SIKKIM	0	0	0
26	TAMIL NADU	0	0	0
27	TRIPURA	0	0	0
28	UTTARAKHAND	0	0	0
29	UTTAR PRADESH	0	0	0
30	WEST BENGAL	0	0	0
31	ANDAMAN AND NICOBAR ISLANDS	0	0	0
32	CHANDIGARH	0	0	0
33	DADRA AND NAGAR HAVELI	5	0	0
34	DAMAN AND DIU	0	0	0
35	LAKSHADWEEP	0	0	0
Grand Total		69,453	6,447	6,628

Table - 5(B)

Minimum Wages Enforcement (including Farm Labour)
(Unit: Number)

Sl. No.	State/UT Name	Agriculture and Farm Workers: Claims filed (Number) April,2011- March,2012	Agriculture and Farm Workers: Claims settled (Number) April,2011- March,2012
		(3)	(4)
1	ANDHRA PRADESH	0	0
2	ARUNACHAL PRADESH	0	0
3	ASSAM	0	0
4	BIHAR	822	883
5	CHHATISGARH	0	0
6	DELHI	0	0
7	GOA	1	0
8	GUJARAT	0	0
9	HARYANA	0	0
10	HIMACHAL PRADESH	0	0
11	JAMMU AND KASHMIR	0	0
12	JHARKHAND	4,447	30
13	KARNATAKA	0	0
14	KERALA	0	0
15	MADHYA PRADESH	0	0
16	MAHARASHTRA	0	0
17	MANIPUR	0	0
18	MEGHALAYA	0	0
19	MIZORAM	0	0
20	NAGALAND	0	0
21	ORISSA	0	0
22	PUDUCHERRY	0	0
23	PUNJAB	0	0
24	RAJASTHAN	4	7
25	SIKKIM	0	4
26	TAMIL NADU	0	0
27	TRIPURA	0	0
28	UTTARAKHAND	0	0
29	UTTAR PRADESH	0	0
30	WEST BENGAL	0	0
31	ANDAMAN AND NICOBAR ISLANDS	0	0
32	CHANDIGARH	0	0
33	DADRA AND NAGAR HAVELI	1	0
34	DAMAN AND DIU	0	0
35	LAKSHADWEEP	0	0
Grand Total		5,275	924

Table - 5(C)

Minimum Wages Enforcement (including Farm Labour)

Sl. No.	State/UT Name	Agriculture and Farm Workers: Prosecution cases Pending (Number) April,2011- March,2012	Agriculture and Farm Workers: Prosecution cases filed (Number) April,2011- March,2012	Agriculture and Farm Workers: Prosecution cases decided (Number) April,2011- March,2012
		(3)	(4)	(5)
1	ANDHRA PRADESH	0	0	0
2	ARUNACHAL PRADESH	0	0	0
3	ASSAM	0	0	0
4	BIHAR	401	0	0
5	CHHATISGARH	0	0	0
6	DELHI	0	0	0
7	GOA	0	4	0
8	GUJARAT	6,720	33	107
9	HARYANA	0	0	0
10	HIMACHAL PRADESH	0	0	0
11	JAMMU AND KASHMIR	0	0	0
12	JHARKHAND	20	7	0
13	KARNATAKA	0	0	0
14	KERALA	0	0	0
15	MADHYA PRADESH	0	0	0
16	MAHARASHTRA	0	0	0
17	MANIPUR	0	0	0
18	MEGHALAYA	0	0	0
19	MIZORAM	0	0	0
20	NAGALAND	0	0	0
21	ORISSA	0	0	0
22	PUDUCHERRY	0	0	0
23	PUNJAB	0	0	0
24	RAJASTHAN	4	0	1
25	SIKKIM	0	0	0
26	TAMIL NADU	0	0	0
27	TRIPURA	0	0	0
28	UTTARAKHAND	0	0	0
29	UTTAR PRADESH	0	0	0
30	WEST BENGAL	0	0	0
31	ANDAMAN AND NICOBAR ISLANDS	2	0	0
32	CHANDIGARH	0	0	0
33	DADRA AND NAGAR HAVELI	0	1	0
34	DAMAN AND DIU	0	0	0
35	LAKSHADWEEP	0	0	0
Grand Total		7,147	45	108

Food Security: Targeted Public Distribution System (APL+BPL+AAY)

Off take

% Achievement of Target
During April, 2011 - March, 2012

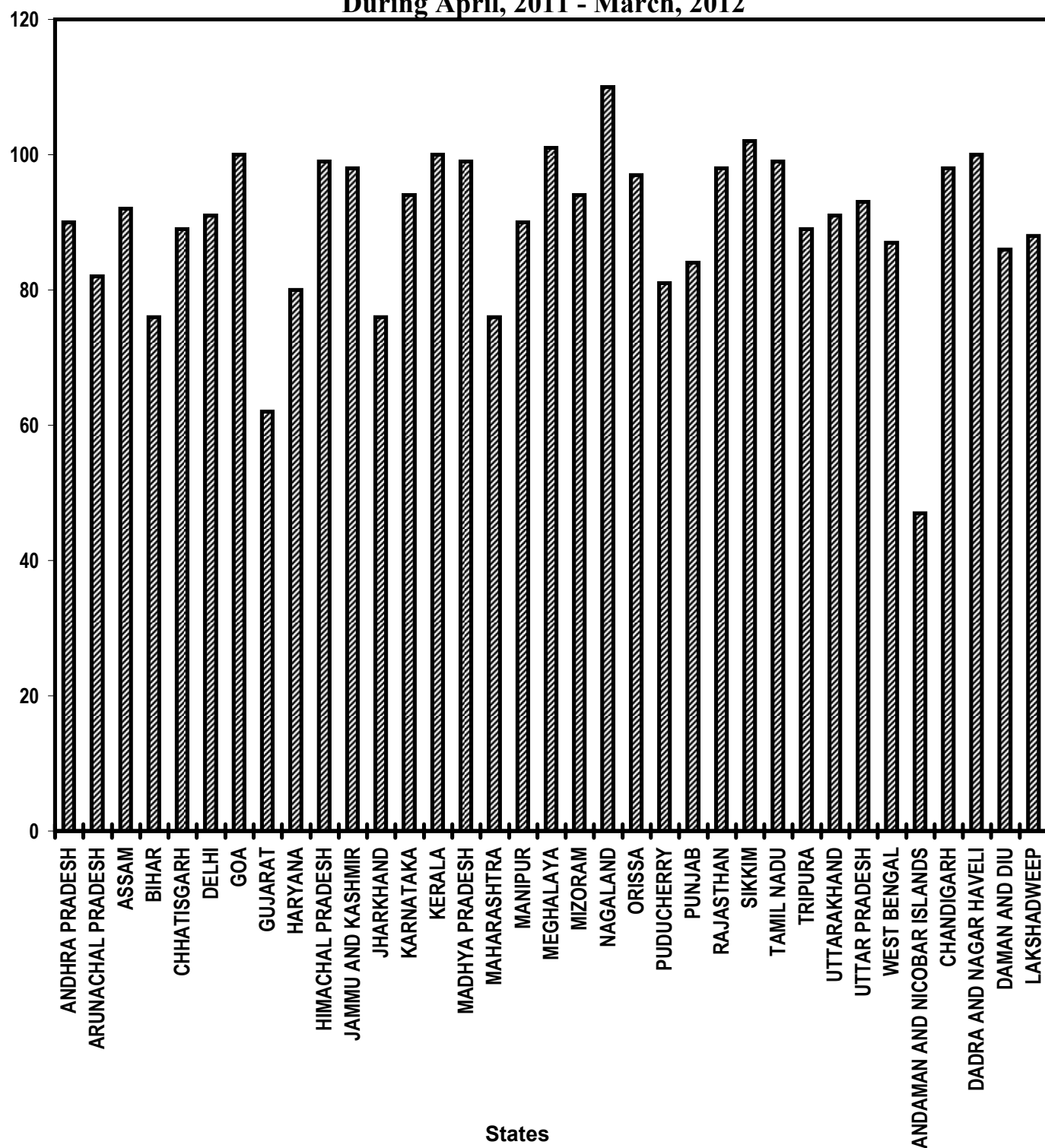


Table - 6(A)

Food Security-Targeted Public Distribution System (APL+BPL+AAV)

Sl. No.	State/UT Name	Allocation of Food Grains (Tonnes)	Off take (Tonnes) *	Percentage of offtake w.r.t. Allocation of Food Grains
		April,2011-March,2012	April,2011-March,2012	
(1)	(2)	(3)	(4)	(5)
1	ANDHRA PRADESH	34,19,684 #	30,65,474	90
2	ARUNACHAL PRADESH	1,01,556	83,589	82
3	ASSAM	18,06,756	16,62,751	92
4	BIHAR	36,50,312	27,57,350	76
5	CHHATISGARH	12,18,752	10,85,194	89
6	DELHI	5,97,858	5,45,295	91
7	GOA	60,316	60,421	100
8	GUJARAT	20,18,738	12,42,799	62
9	HARYANA	7,32,422	5,86,431	80
10	HIMACHAL PRADESH	5,19,146	5,12,663	99
11	JAMMU AND KASHMIR	7,56,804	7,43,485	98
12	JHARKHAND	13,39,032	10,22,038	76
13	KARNATAKA	23,86,646	22,34,612	94
14	KERALA	14,31,674	14,28,807	100
15	MADHYA PRADESH	26,80,736	26,53,417	99
16	MAHARASHTRA	46,47,114	35,39,245	76
17	MANIPUR	1,60,446	1,44,884	90
18	MEGHALAYA	1,81,696	1,82,690	101
19	MIZORAM	70,140	66,233	94
20	NAGALAND	1,26,876	1,40,094	110
21	ORISSA	21,17,762	20,58,005	97
22	PUDUCHERRY	58,912	47,816	81
23	PUNJAB	8,14,100	6,86,355	84
24	RAJASTHAN	21,15,140	20,78,693	98
25	SIKKIM	44,270	44,936	102
26	TAMIL NADU	37,22,832	37,00,634	99
27	TRIPURA	3,08,034	2,75,381	89
28	UTTARAKHAND	5,02,702	4,56,876	91
29	UTTAR PRADESH	71,14,590	66,45,333	93
30	WEST BENGAL	37,63,754	32,81,205	87
31	ANDAMAN AND NICOBAR ISLANDS	34,020	16,026	47
32	CHANDIGARH	34,980	34,216	98
33	DADRA AND NAGAR HAVELI	10,284	10,247	100
34	DAMAN AND DIU	5,430	4,669	86
35	LAKSHADWEEP	4,620	4,053	88
Grand Total		4,85,58,134	4,31,01,917	89

Very Good:(90% or above of targets)

ANDHRA PRADESH, ASSAM, DELHI, GOA, HIMACHAL PRADESH, JAMMU AND KASHMIR, KARNATAKA, KERALA, MADHYA PRADESH, MANIPUR, MEGHALAYA, MIZORAM, NAGALAND, ORISSA, RAJASTHAN, SIKKIM, TAMIL NADU, UTTARAKHAND, UTTAR PRADESH, CHANDIGARH, DADRA AND NAGAR HAVELI

Good:(Between 80% to 90% targets)

ARUNACHAL PRADESH, CHHATISGARH, HARYANA, PUDUCHERRY, PUNJAB, TRIPURA, WEST BENGAL, DAMAN AND DIU, LAKSHADWEEP

Poor:(Below 80% of targets)

BIHAR, GUJARAT, JHARKHAND, MAHARASHTRA, ANDAMAN AND NICOBAR ISLANDS

* Offtake figures are provisional, subject to confirmation from FCI

Allocation of February-2012 has been retained as M/o Food and Public Distribution granted extension of time for lifting of addl. APL stock beyond March, 2012

Food Security: Targeted Public Distribution System (Only Antyodaya Anna Yojana)

Off take

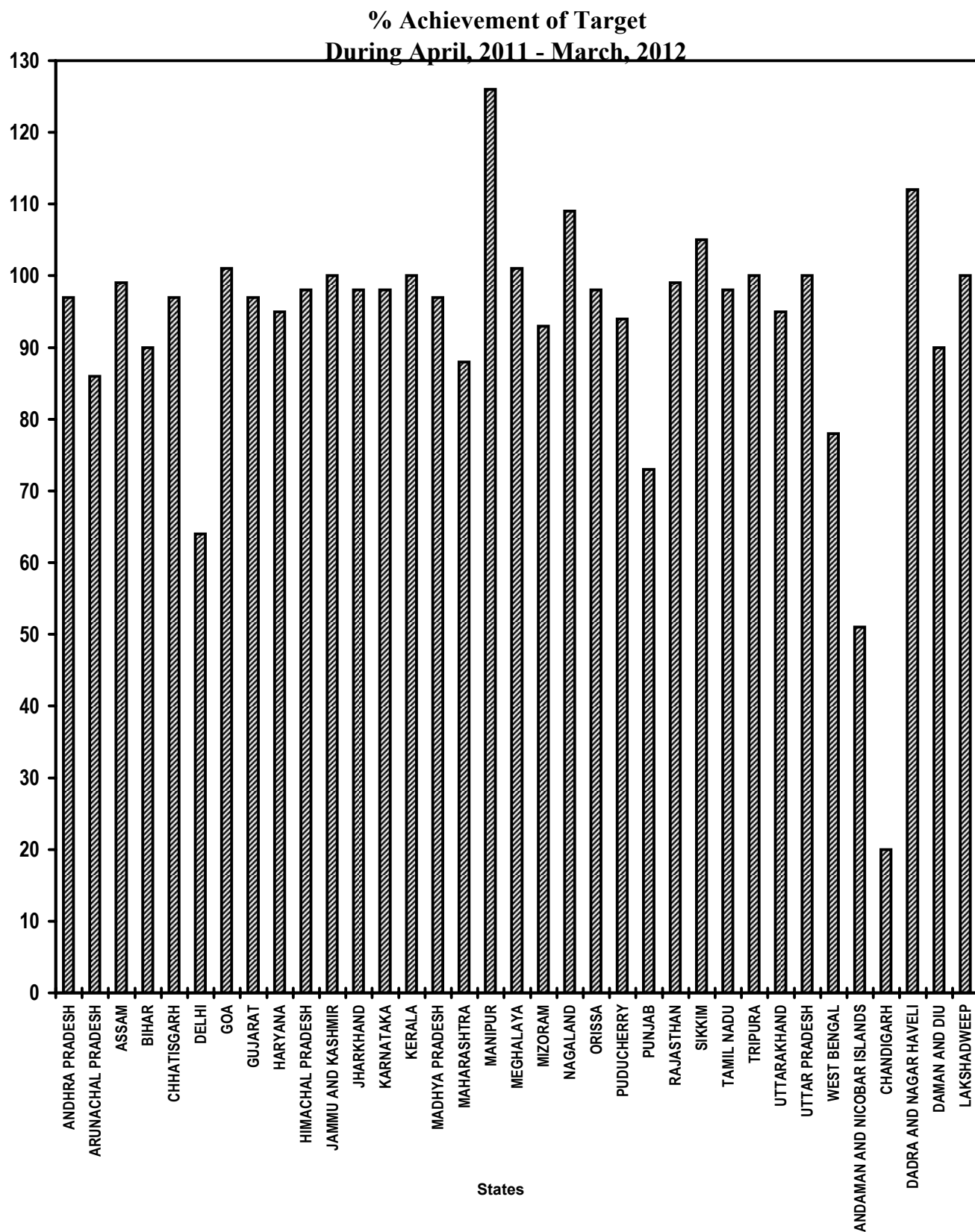


Table - 6(B)

Food Security-Targeted Public Distribution System (only AAY)

Sl. No.	State/UT Name	Allocation of Food Grains (Tonnes) April,2011-March,2012	Off take (Tonnes) * April,2011-March,2012	Percentage of offtake w.r.t. Allocation of Food Grains
(1)	(2)	(3)	(4)	(5)
1	ANDHRA PRADESH	6,54,288	6,32,317	97
2	ARUNACHAL PRADESH	15,972	13,687	86
3	ASSAM	2,95,692	2,93,832	99
4	BIHAR	10,50,420	9,50,358	90
5	CHHATISGARH	3,01,944	2,91,602	97
6	DELHI	63,084	40,467	64
7	GOA	6,108	6,160	101
8	GUJARAT	3,40,080	3,29,426	97
9	HARYANA	1,22,820	1,16,173	95
10	HIMACHAL PRADESH	82,740	81,365	98
11	JAMMU AND KASHMIR	1,07,388	1,07,652	100
12	JHARKHAND	3,85,524	3,76,440	98
13	KARNATAKA	4,99,546	4,90,513	98
14	KERALA	2,50,260	2,49,383	100
15	MADHYA PRADESH	6,64,260	6,42,184	97
16	MAHARASHTRA	10,34,880	9,13,181	88
17	MANIPUR	26,724	33606 #	126
18	MEGHALAYA	29,484	29,673	101
19	MIZORAM	10,920	10,121	93
20	NAGALAND	19,968	21,722	109
21	ORISSA	5,31,120	5,21,182	98
22	PUDUCHERRY	13,548	12,759	94
23	PUNJAB	75,360	54,871	73
24	RAJASTHAN	3,91,488	3,87,224	99
25	SIKKIM	6,936	7,252	105
26	TAMIL NADU	7,83,144	7,70,227	98
27	TRIPURA	47,520	47,465	100
28	UTTARAKHAND	80,184	76,354	95
29	UTTAR PRADESH	17,19,480	17,11,989	100
30	WEST BENGAL	6,21,684	4,84,786	78
31	ANDAMAN AND NICOBAR ISLANDS	1,800	909	50
32	CHANDIGARH	624	125	20
33	DADRA AND NAGAR HAVELI	2,196	2,459	112
34	DAMAN AND DIU	636	571	90
35	LAKSHADWEEP	504	504	100
Grand Total		1,02,38,326	97,08,539	95

Very Good:(90% or above of targets)

ANDHRA PRADESH, ASSAM, BIHAR, CHHATISGARH, GOA, GUJARAT, HARYANA, HIMACHAL PRADESH, JAMMU AND KASHMIR, JHARKHAND, KARNATAKA, KERALA, MADHYA PRADESH, MANIPUR, MEGHALAYA, MIZORAM, NAGALAND, ORISSA, PUDUCHERRY, RAJASTHAN, SIKKIM, TAMIL NADU, TRIPURA, UTTARAKHAND, UTTAR PRADESH, DADRA AND NAGAR HAVELI, DAMAN AND DIU, LAKSHADWEEP

Good:(Between 80% to 90% targets)

ARUNACHAL PRADESH, MAHARASHTRA

Poor:(Below 80% of targets)

DELHI, PUNJAB, WEST BENGAL, ANDAMAN AND NICOBAR ISLANDS, CHANDIGARH

* Offtake figures are provisional, subject to confirmation from FCI

Offtake figures are high due to inclusion of backlog stock of previous year as clarified by the Nodal Ministry

Food Security: Targeted Public Distribution System (Only BPL)

Off take

% Achievement of Target
During April, 2011 - March, 2012

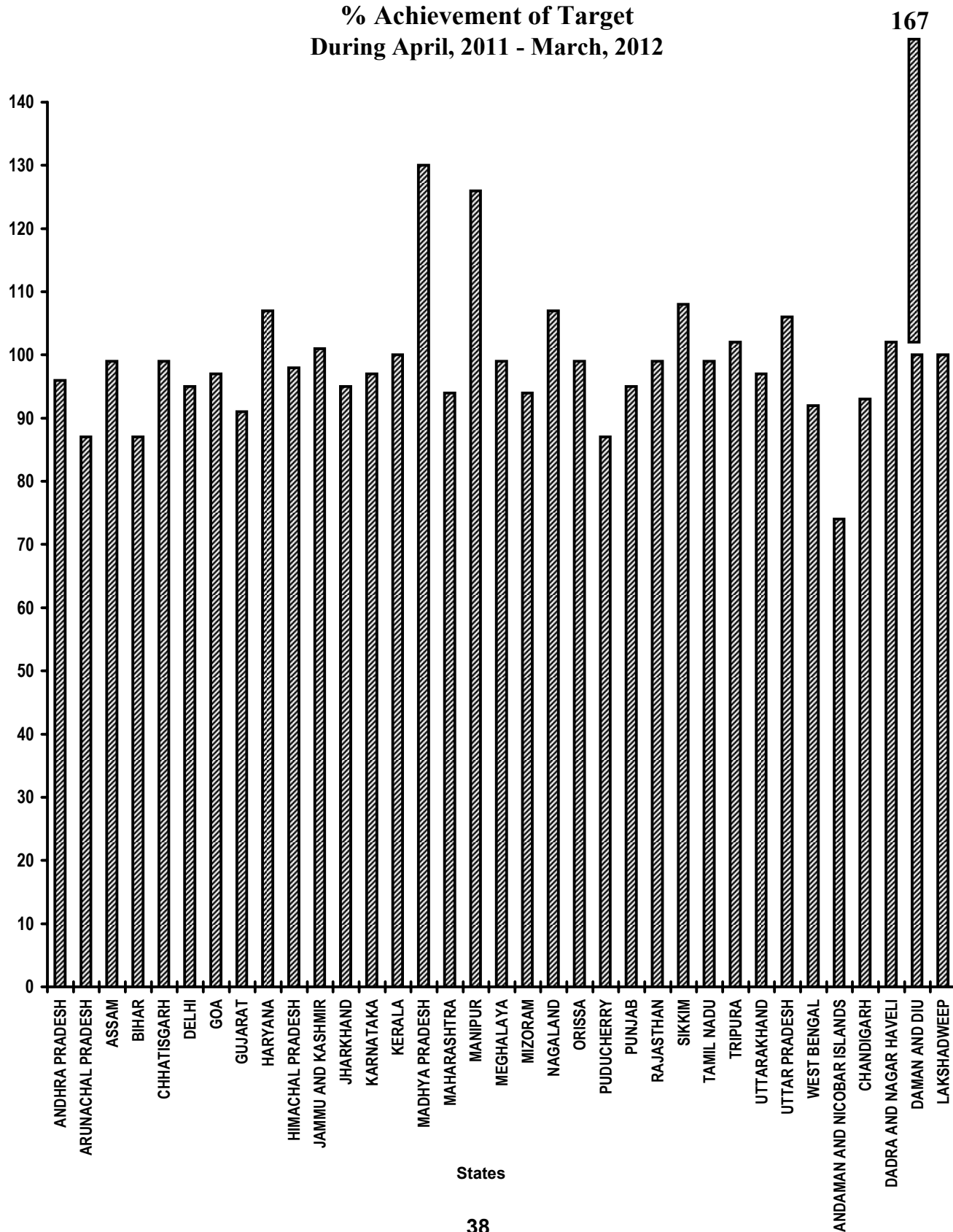


Table - 6(C)

Food Security - Targeted Public Distribution System (Only BPL)

Sl. No.	State/UT Name	Allocation of Food Grains (Tonnes) April,2011-March,2012	Off take (Tonnes) * April,2011-March,2012	Percentage of offtake w.r.t. Allocation of Food Grains
(1)	(2)	(3)	(4)	(5)
1	ANDHRA PRADESH	10,52,088	10,11,733	96
2	ARUNACHAL PRADESH	25,524	22,214	87
3	ASSAM	4,75,224	4,71,582	99
4	BIHAR	16,89,372	14,74,024	87
5	CHHATISGARH	4,85,688	4,82,916	99
6	DELHI	1,08,696	1,03,716	95
7	GOA	5,532	5,363	97
8	GUJARAT	5,50,368	5,02,909	91
9	HARYANA	2,08,572	2,23,970	107
10	HIMACHAL PRADESH	1,33,140	1,29,944	98
11	JAMMU AND KASHMIR	2,01,696	2,03,517	101
12	JHARKHAND	6,19,968	5,91,889	95
13	KARNATAKA	8,14,730	7,87,186	97
14	KERALA	4,02,348	4,02,063	100
15	MADHYA PRADESH	10,68,216	13,89,281 #	130
16	MAHARASHTRA	17,09,424	16,08,596	94
17	MANIPUR	43,008	54,368 #	126
18	MEGHALAYA	47,376	47,092	99
19	MIZORAM	17,640	16,590	94
20	NAGALAND	32,112	34,517	107
21	ORISSA	11,65,572	11,55,167	99
22	PUDUCHERRY	21,564	18,716	87
23	PUNJAB	1,21,176	1,15,518	95
24	RAJASTHAN	6,29,532	6,20,447	99
25	SIKKIM	11,304	12,166	108
26	TAMIL NADU	12,59,232	12,47,254	99
27	TRIPURA	76,380	77,571	102
28	UTTARAKHAND	1,28,988	1,25,013	97
29	UTTAR PRADESH	27,65,700	29,24,158	106
30	WEST BENGAL	15,53,580	14,28,508	92
31	ANDAMAN AND NICOBAR ISLANDS	5,340	3,928	74
32	CHANDIGARH	3,756	3,492	93
33	DADRA AND NAGAR HAVELI	5,028	5,125	102
34	DAMAN AND DIU	1,044	1,748#	167
35	LAKSHADWEEP	756	756	100
Grand Total		1,74,39,674	1,73,03,037	99

Very Good:(90% or above of targets)

ANDHRA PRADESH, ASSAM, CHHATISGARH, DELHI, GOA, GUJARAT, HARYANA, HIMACHAL PRADESH, JAMMU AND KASHMIR, JHARKHAND, KARNATAKA, KERALA, MADHYA PRADESH, MAHARASHTRA, MANIPUR, MEGHALAYA, MIZORAM, NAGALAND, ORISSA, PUNJAB, RAJASTHAN, SIKKIM, TAMIL NADU, TRIPURA, UTTARAKHAND, UTTAR PRADESH, WEST BENGAL, CHANDIGARH, DADRA AND NAGAR HAVELI, DAMAN AND DIU, LAKSHADWEEP

Good:(Between 80% to 90% targets)

ARUNACHAL PRADESH, BIHAR, PUDUCHERRY

Poor:(Below 80% of targets)

ANDAMAN AND NICOBAR ISLANDS

* Offtake figures are provisional, subject to confirmation from FC

Offtake figures are high due to inclusion of backlog stock of previous year as clarified by the Nodal Ministry

Rural Housing - Indira Awaas Yojana

Houses constructed

% Achievement of Target

During April, 2011 - March, 2012

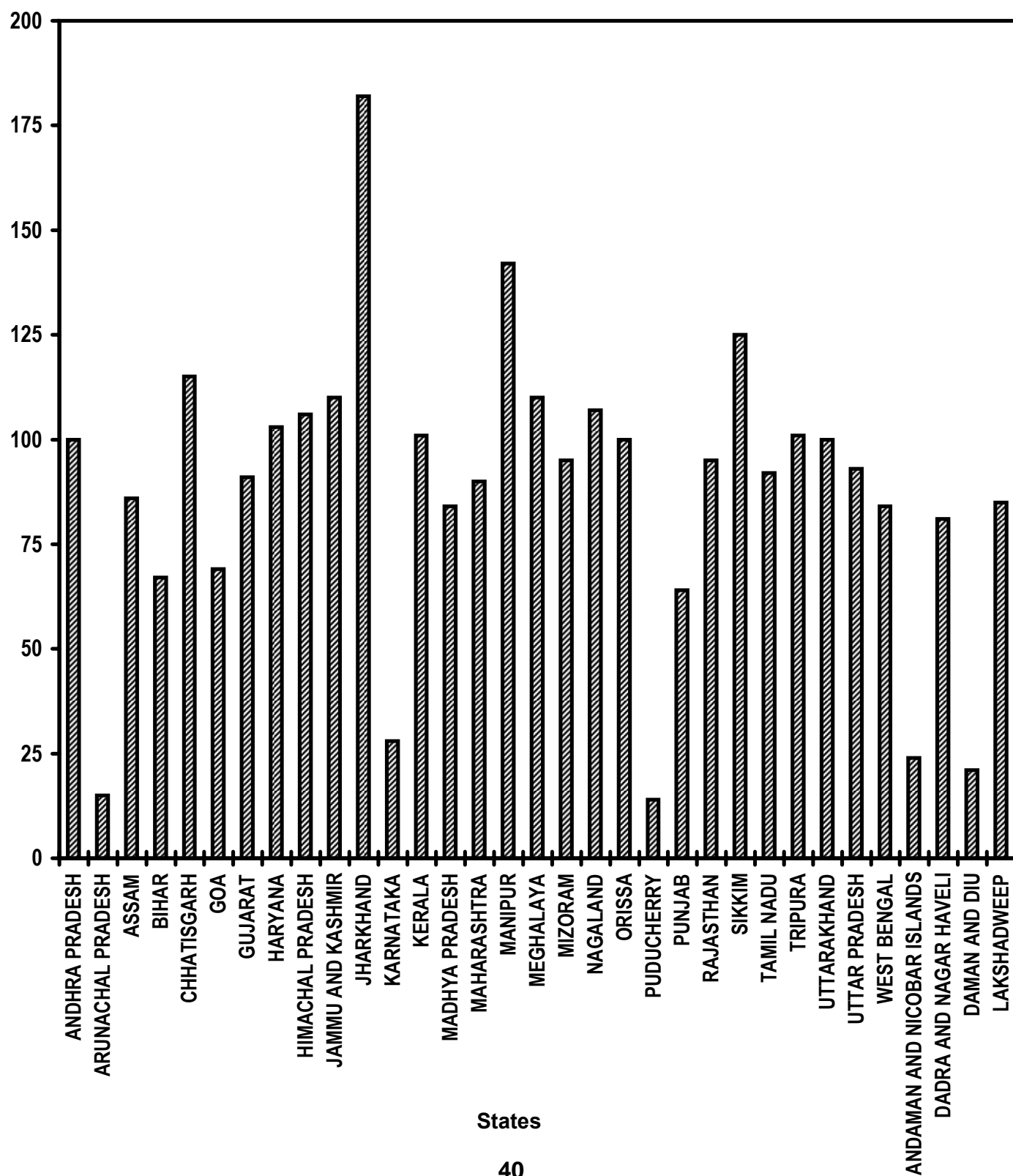


Table - 7

Rural Housing - Indira Awaas Yojana
Houses constructed
(Unit: Number)

Sl. No.	State/UT Name	Target 2011-2012	Achievement April,2011-March,2012	Percent Achievement April,2011-March,2012
(1)	(2)	(3)	(4)	(4)/(3)
1	ANDHRA PRADESH	2,49,013	2,49,013	100
2	ARUNACHAL PRADESH	7,548	1163 *	15
3	ASSAM	1,66,913	1,43,770	86
4	BIHAR	7,37,486	4,95,536	67
5	CHHATISGARH	37,466	43,010	115
6	GOA	1,547	1,061	69
7	GUJARAT	1,23,168	1,12,010	91
8	HARYANA	17,293	17,764	103
9	HIMACHAL PRADESH	5,659	5,972	106
10	JAMMU AND KASHMIR	17,578	19,250	110
11	JHARKHAND	63,477	1,15,415	182
12	KARNATAKA	96,760	26,769	28
13	KERALA	53,808	54,513	101
14	MADHYA PRADESH	76,135	63,666	84
15	MAHARASHTRA	1,51,063	1,36,515	90
16	MANIPUR	6,552	9,295	142
17	MEGHALAYA	11,412	12,550	110
18	MIZORAM	2,432	2,320	95
19	NAGALAND	7,552	8083 *	107
20	ORISSA	1,42,082	1,42,405	100
21	PUDUCHERRY	1,190	169	14
22	PUNJAB	21,386	13,705	64
23	RAJASTHAN	61,894	58,931	95
24	SIKKIM	1,444	1,805	125
25	TAMIL NADU	1,00,553	92,533	92
26	TRIPURA	14,704	14,797	101
27	UTTARAKHAND	15,488	15,508	100
28	UTTAR PRADESH	3,32,804	3,10,403	93
29	WEST BENGAL	1,99,176	1,67,469	84
30	ANDAMAN AND NICOBAR ISLANDS	2,389	578	24
31	DADRA AND NAGAR HAVELI	398	321	81
32	DAMAN AND DIU	178	37	21
33	LAKSHADWEEP	154	131	85
Grand Total		27,26,702	23,36,467	86

Very Good:(90% or above of targets)

ANDHRA PRADESH, CHHATISGARH, GUJARAT, HARYANA, HIMACHAL PRADESH, JAMMU AND KASHMIR, JHARKHAND, KERALA, MAHARASHTRA, MANIPUR, MEGHALAYA, MIZORAM, NAGALAND, ORISSA, RAJASTHAN, SIKKIM, TAMIL NADU, TRIPURA, UTTARAKHAND, UTTAR PRADESH

Good:(Between 80% to 90% targets)

ASSAM, MADHYA PRADESH, WEST BENGAL, DADRA AND NAGAR HAVELI, LAKSHADWEEP

Poor:(Below 80% of targets)

ARUNACHAL PRADESH, BIHAR, GOA, KARNATAKA, PUDUCHERRY, PUNJAB, ANDAMAN AND NICOBAR ISLANDS, DAMAN AND DIU

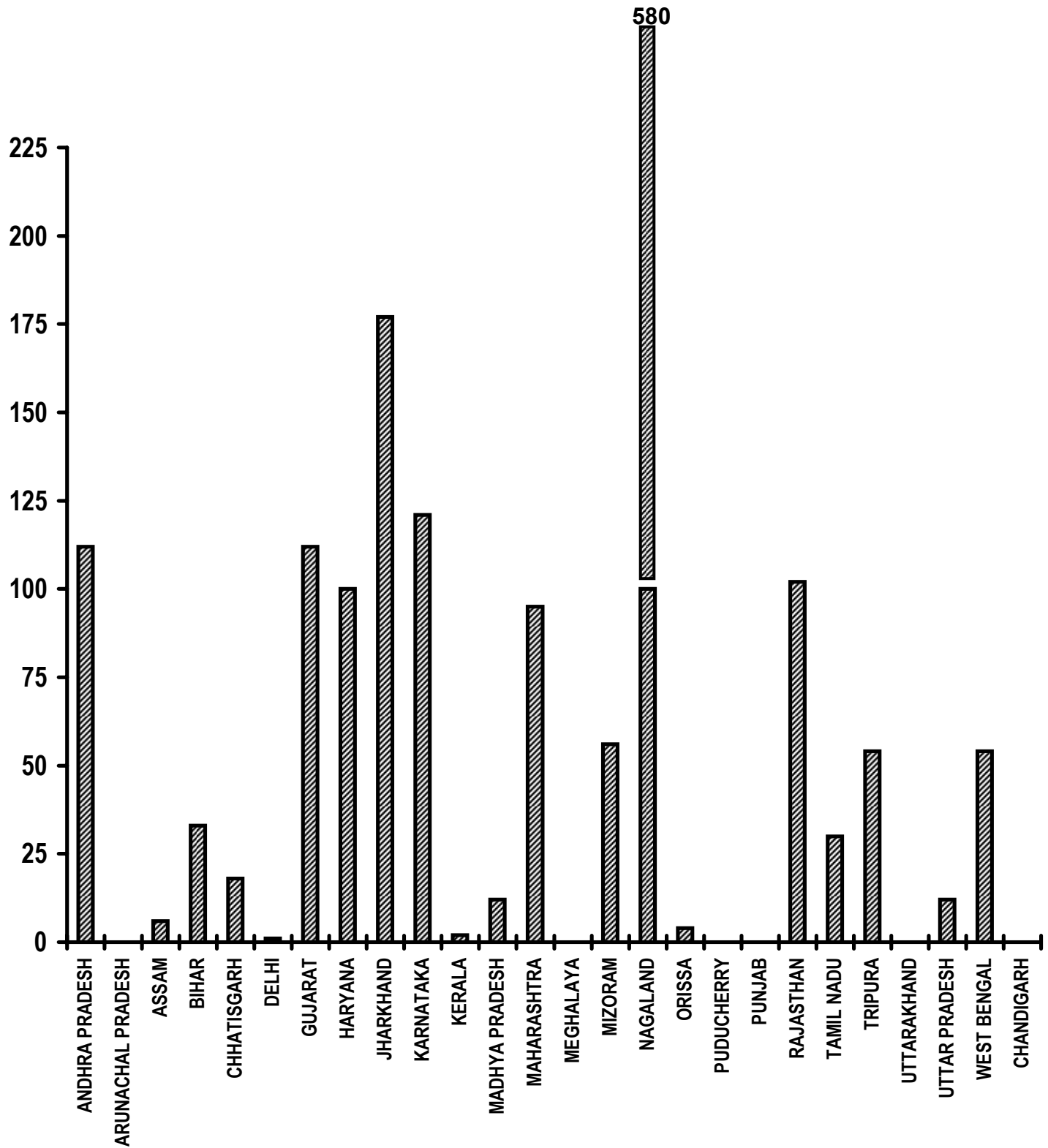
* RD figures taken due to wide variation as reported by state

EWS/LIG Houses in Urban Areas

Houses constructed

% Achievement of Target

During April, 2011 - March, 2012



States

Table - 8

EWS/LIG Houses in Urban Areas
Houses constructed
(Unit: Number)

Sl. No.	State/UT Name	Target 2011-2012	Achievement April,2011-March,2012	Percent Achievement April,2011-March,2012
(1)	(2)	(3)	(4)	(4)/(3)
1	ANDHRA PRADESH	40,000	44,988	112
2	ARUNACHAL PRADESH	250	0	0
3	ASSAM	4,000	254	6
4	BIHAR	8,000	2,631	33
5	CHHATISGARH	12,500	2,254	18
6	DELHI	20,000	225	1
7	GUJARAT	35,000	39,306	112
8	HARYANA	5,500	5,500	100
9	JHARKHAND	5,000	8,858	177
10	KARNATAKA	14,000	16,897	121
11	KERALA	15,000	302	2
12	MADHYA PRADESH	25,000	2,956	12
13	MAHARASHTRA	70,000	66,491	95
14	MEGHALAYA	600	0	0
15	MIZORAM	1,150	645	56
16	NAGALAND	2,000	11,592	580
17	ORISSA	5,800	221	4
18	PUDUCHERRY	1,200	0	0
19	PUNJAB	2,000	0	0
20	RAJASTHAN	22,000	22,398	102
21	TAMIL NADU	35,000	10,503	30
22	TRIPURA	1,000	540	54
23	UTTARAKHAND	3,000	0	0
24	UTTAR PRADESH	32,000	3,723	12
25	WEST BENGAL	35,000	18,846	54
26	CHANDIGARH	5,000	0	0
Grand Total		4,00,000	2,59,130	65

Very Good:(90% or above of targets)

ANDHRA PRADESH, GUJARAT, HARYANA, JHARKHAND, KARNATAKA, MAHARASHTRA, NAGALAND, RAJASTHAN

Poor:(Below 80% of targets)

ARUNACHAL PRADESH, ASSAM, BIHAR, CHHATISGARH, DELHI, KERALA, MADHYA PRADESH, MEGHALAYA, MIZORAM, ORISSA, PUDUCHERRY, PUNJAB, TAMIL NADU, TRIPURA, UTTARAKHAND, UTTAR PRADESH, WEST BENGAL, CHANDIGARH

Rural Areas- National Rural Drinking Water Programme (NRDWP)

Habitations covered (Partially Covered & Slipped back)

% Achievement of Target

During April, 2011 - March, 2012

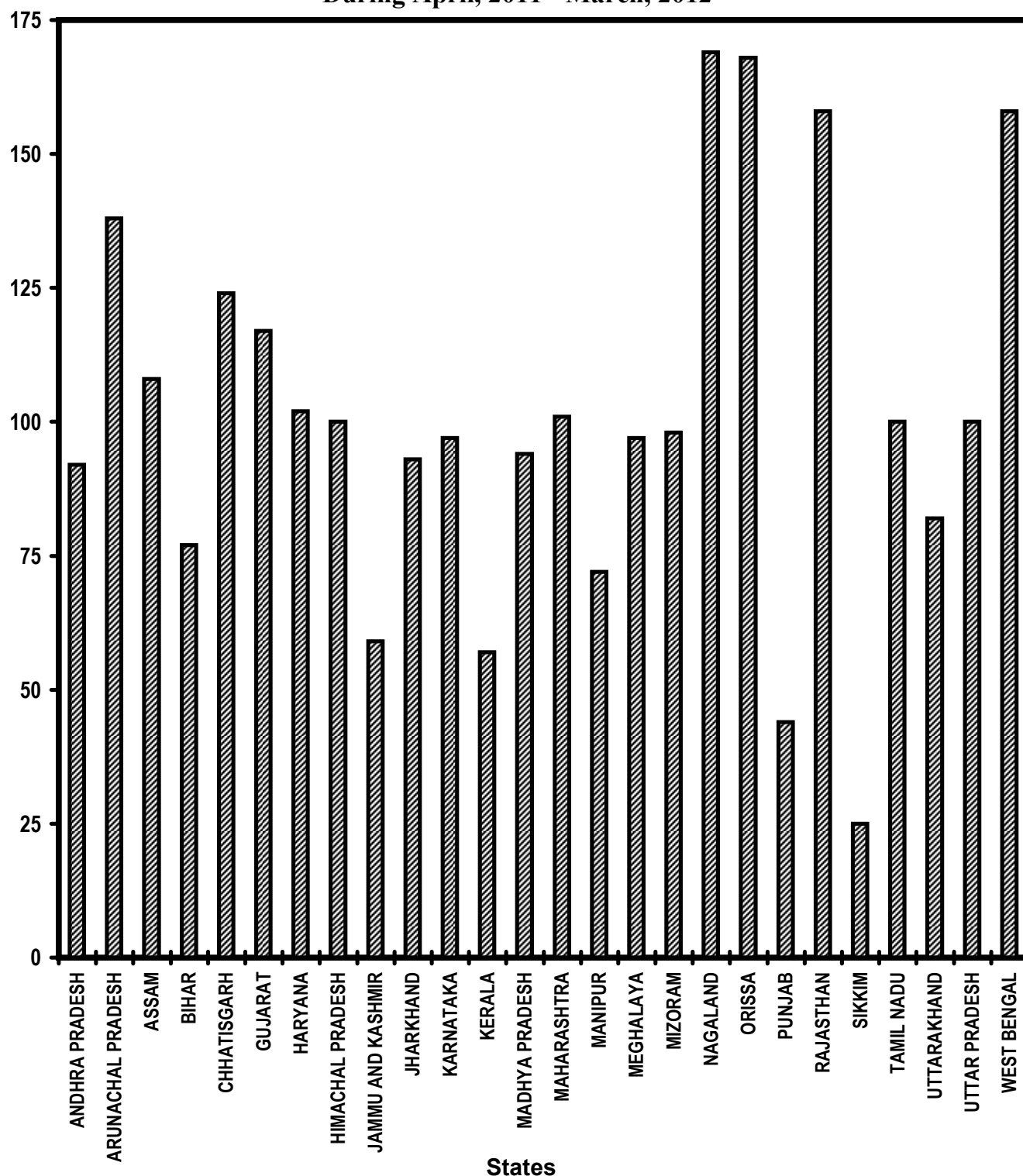


Table - 9(A)

Rural Areas: National Rural Drinking Water Programme (NRDWP)**Habitations covered (Partially covered & Slipped back)**

(Unit: Number)

Sl. No.	State/UT Name	Target 2011-2012	Achievement April,2011- March,2012	Percent Achievement April,2011- March,2012
(1)	(2)	(3)	(4)	(4)/(3)
1	ANDHRA PRADESH	5,433	4,979	92
2	ARUNACHAL PRADESH	300	415	138
3	ASSAM	2,915	3,148	108
4	BIHAR	9,435	7,268	77
5	CHHATISGARH	5,126	6,367	124
6	GUJARAT	720	843	117
7	HARYANA	839	859	102
8	HIMACHAL PRADESH	2,557	2,558	100
9	JAMMU AND KASHMIR	903	535 *	59
10	JHARKHAND	18,306	17010 *	93
11	KARNATAKA	7,000	6,812	97
12	KERALA	667	382	57
13	MADHYA PRADESH	16,140	15145 *	94
14	MAHARASHTRA	5,135	5,187	101
15	MANIPUR	326	234	72
16	MEGHALAYA	523	507	97
17	MIZORAM	125	122	98
18	NAGALAND	35	59	169
19	ORISSA	3,116	5,238	168
20	PUNJAB	1,608	702	44
21	RAJASTHAN	2,272	3,584	158
22	SIKKIM	200	50	25
23	TAMIL NADU	5,923	5,923	100
24	UTTARAKHAND	1,341	1,102	82
25	UTTAR PRADESH	22,500	22,500	100
26	WEST BENGAL	1,934	3054 *	158
Grand Total		1,15,379	1,14,583	99

Very Good:(90% or above of targets)

ANDHRA PRADESH, ARUNACHAL PRADESH, ASSAM, CHHATISGARH, GUJARAT, HARYANA, HIMACHAL PRADESH, JHARKHAND, KARNATAKA, MADHYA PRADESH, MAHARASHTRA, MEGHALAYA, MIZORAM, NAGALAND, ORISSA, RAJASTHAN, TAMIL NADU, UTTAR PRADESH, WEST BENGAL

Good:(Between 80% to 90% targets)

UTTARAKHAND

Poor:(Below 80% of targets)

BIHAR, JAMMU AND KASHMIR, KERALA, MANIPUR, PUNJAB, SIKKIM

* Achievement of some States/UTs have been reconciled with figure as supplied by from M/o Drinking Water and Sanitation

Rural Areas- National Rural Drinking Water Programme (NRDWP)

Coverage of Water Quality Affected Habitations

% Achievement of Target
During April, 2011 - March, 2012

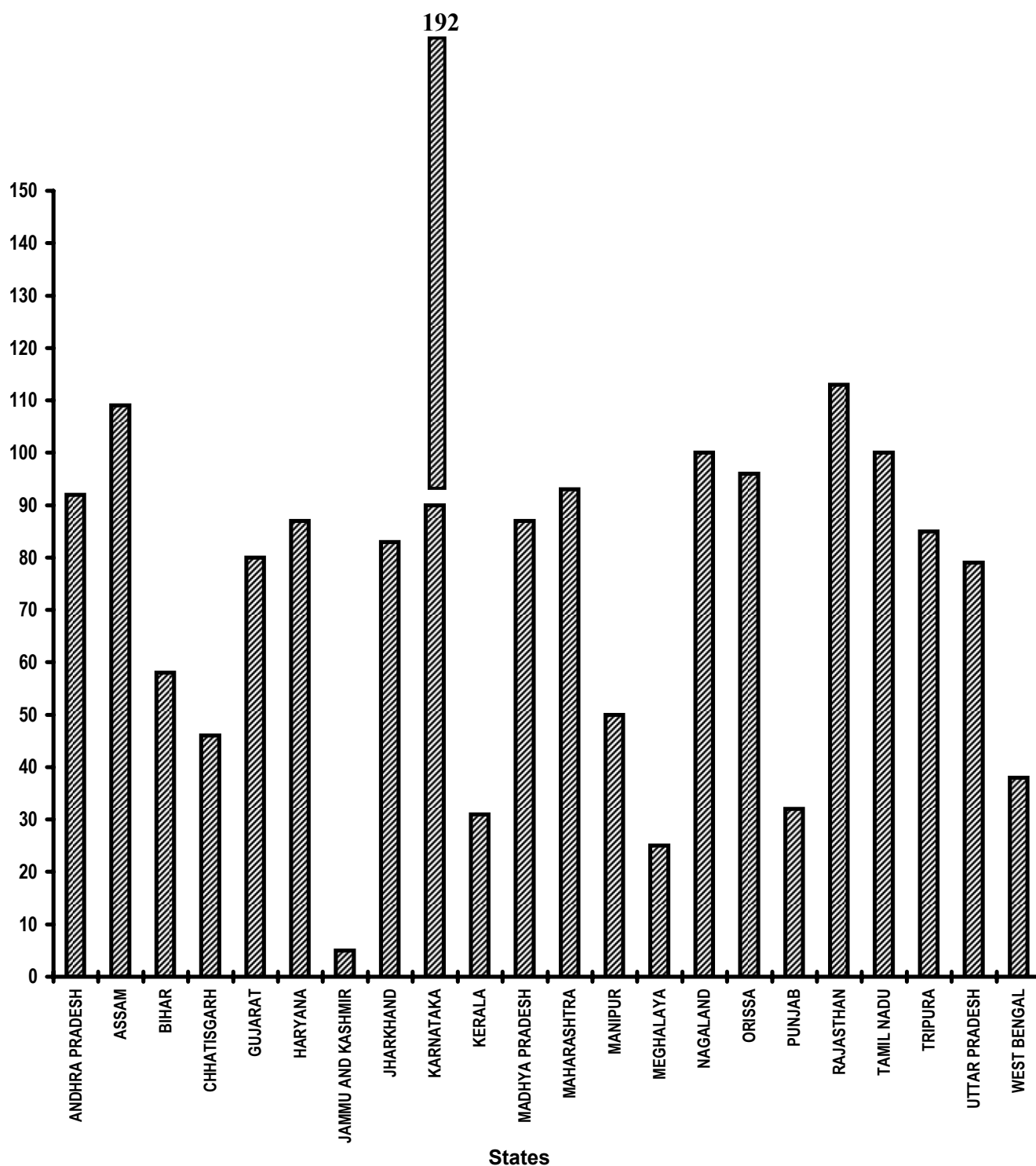


Table - 9(B)

Rural Areas: National Rural Drinking Water Programme (NRDWP)
Coverage of water quality affected habitations
 (Unit: Number)

Sl. No.	State/UT Name	Target 2011-2012	Achievement April,2011-March,2012	Percent Achievement April,2011-March,2012
(1)	(2)	(3)	(4)	(4)/(3)
1	ANDHRA PRADESH	201	185	92
2	ASSAM	3,158	3,453	109
3	BIHAR	6,375	3,729	58
4	CHHATISGARH	3,283	1,510	46
5	GUJARAT	405	322	80
6	HARYANA	23	20	87
7	JAMMU AND KASHMIR	20	1 *	5
8	JHARKHAND	804	671	83
9	KARNATAKA	2,000	3,841	192
10	KERALA	157	49	31
11	MADHYA PRADESH	575	499 *	87
12	MAHARASHTRA	1,272	1,177	93
13	MANIPUR	4	2	50
14	MEGHALAYA	12	3	25
15	NAGALAND	50	50	100
16	ORISSA	1,609	1,544	96
17	PUNJAB	22	7	32
18	RAJASTHAN	3,801	4,301	113
19	TAMIL NADU	77	77	100
20	TRIPURA	982	833	85
21	UTTAR PRADESH	800	631	79
22	WEST BENGAL	4,160	1565 *	38
Grand Total		29,790	24,470	82

Very Good:(90% or above of targets)

ANDHRA PRADESH, ASSAM, KARNATAKA, MAHARASHTRA, NAGALAND, ORISSA, RAJASTHAN, TAMIL NADU

Good:(Between 80% to 90% targets)

GUJARAT, HARYANA, JHARKHAND, MADHYA PRADESH, TRIPURA

Poor:(Below 80% of targets)

BIHAR, CHHATISGARH, JAMMU AND KASHMIR, KERALA, MANIPUR, MEGHALAYA, PUNJAB, UTTAR PRADESH, WEST BENGAL

* Achievement of some States/UTs have been reconcilled with figure as supplied by from M/o Drinking Water and Sanitation

Table - 10

Sanitation Programme in Rural Areas

(Unit: Number)

		Individual Household latrines constructed (Number) April,2011- March,2012
Sl. No.	State/UT Name	(3)
1	ANDHRA PRADESH	6,54,282
2	ARUNACHAL PRADESH	27,781
3	ASSAM	5,10,243
4	BIHAR	8,39,927
5	CHHATISGARH	82,496
6	DELHI	0
7	GOA	715
8	GUJARAT	3,21,357
9	HARYANA	1,03,913
10	HIMACHAL PRADESH	30,066
11	JAMMU AND KASHMIR	70,626
12	JHARKHAND	53,479
13	KARNATAKA	4,14,782
14	KERALA	2,188
15	MADHYA PRADESH	9,00,769
16	MAHARASHTRA	5,19,563
17	MANIPUR	55,306
18	MEGHALAYA	51,550
19	MIZORAM	17,237
20	NAGALAND	46,318
21	ORISSA	3,59,171
22	PUDUCHERRY	0
23	PUNJAB	32,535
24	RAJASTHAN	7,30,585
25	SIKKIM	0
26	TAMIL NADU	4,10,794
27	TRIPURA	24,761
28	UTTARAKHAND	1,25,051
29	UTTAR PRADESH	16,13,384
30	WEST BENGAL	8,00,900
31	ANDAMAN AND NICOBAR ISLANDS	0
32	CHANDIGARH	0
33	DADRA AND NAGAR HAVELI	0
34	DAMAN AND DIU	0
35	LAKSHADWEEP	0
Grand Total		87,99,779

Table - 11
Institutional Delivery
(Unit: Number)

		Delivery in institutions (Number)
Sl. No.	State/UT Name	April,2011- March,2012
(1)	(2)	(3)
1	ANDHRA PRADESH	14,68,931
2	ARUNACHAL PRADESH	454
3	ASSAM	0
4	BIHAR	14,31,960
5	CHHATISGARH	3,16,414
6	DELHI	2,77,805
7	GOA	21,317
8	GUJARAT	11,32,691
9	HARYANA	2,42,213
10	HIMACHAL PRADESH	71,581
11	JAMMU AND KASHMIR	1,52,998
12	JHARKHAND	3,64,148
13	KARNATAKA	7,88,701
14	KERALA	4,03,459
15	MADHYA PRADESH	12,78,845
16	MAHARASHTRA	14,40,563
17	MANIPUR	28,001
18	MEGHALAYA	30,625
19	MIZORAM	0
20	NAGALAND	1,373
21	ORISSA	6,22,282
22	PUDUCHERRY	50,185
23	PUNJAB	3,12,510
24	RAJASTHAN	12,79,362
25	SIKKIM	7,054
26	TAMIL NADU	10,75,394
27	TRIPURA	41,313
28	UTTARAKHAND	1,06,501
29	UTTAR PRADESH	28,39,384
30	WEST BENGAL	0
31	ANDAMAN AND NICOBAR ISLANDS	5,186
32	CHANDIGARH	21,449
33	DADRA AND NAGAR HAVELI	4,744
34	DAMAN AND DIU	2,958
35	LAKSHADWEEP	969
Grand Total		1,58,21,370

SC Families Assisted

% Achievement of Target
During April, 2011 - March, 2012

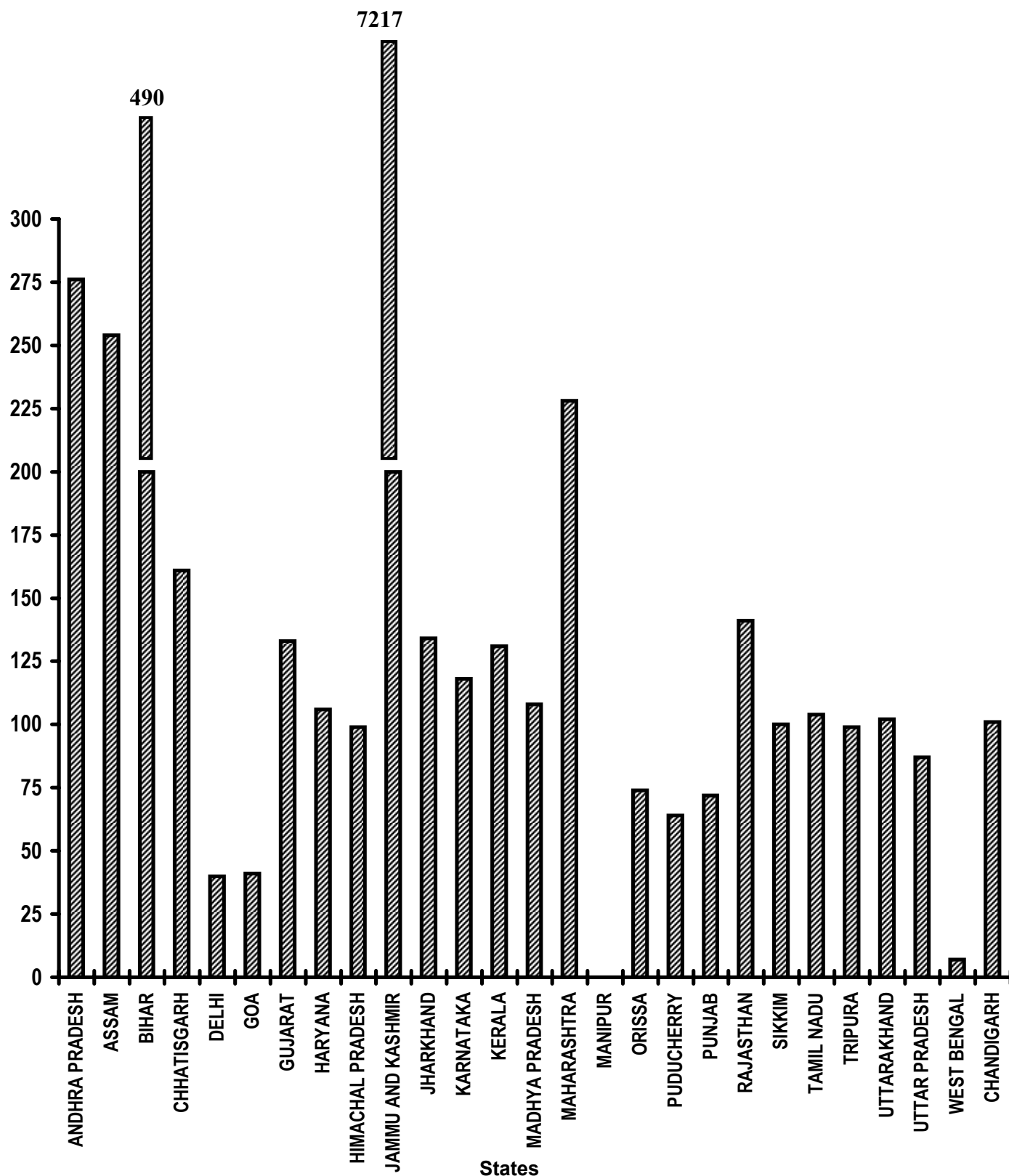


Table - 12

SC Families Assisted
(Unit: Number)

Sl. No.	State/UT Name	Target * 2011-2012	Achievement April,2011- March,2012	Percent Achievement April,2011- March,2012
(1)	(2)	(3)	(4)	(4)/(3)
1	ANDHRA PRADESH	4,50,000	12,40,277	276
2	ASSAM	44,000	1,11,705	254
3	BIHAR	2,55,000	12,49,294	490
4	CHHATISGARH	3,75,000	6,03,028	161
5	DELHI	5,000	2,001	40
6	GOA	550	228	41
7	GUJARAT	1,40,000	1,86,713	133
8	HARYANA	88,500	94,120	106
9	HIMACHAL PRADESH	58,000	57,584	99
10	JAMMU AND KASHMIR	1,100	79,386	7,217
11	JHARKHAND	5,50,000	7,35,934	134
12	KARNATAKA	5,00,000	5,89,226	118
13	KERALA	33,000	43,208	131
14	MADHYA PRADESH	2,43,000	2,63,108	108
15	MAHARASHTRA	1,54,000	3,50,535	228
16	MANIPUR	550	0	0
17	ORISSA	72,600	53,421	74
18	PUDUCHERRY	5,000	3,208	64
19	PUNJAB	88,000	63,074	72
20	RAJASTHAN	4,12,000	5,78,887	141
21	SIKKIM	2,200	2,205	100
22	TAMIL NADU	9,00,000	9,31,990	104
23	TRIPURA	22,000	21,844	99
24	UTTARAKHAND	7,000	7,136	102
25	UTTAR PRADESH	2,57,000	2,23,430	87
26	WEST BENGAL	1,10,000	7,669	7
27	CHANDIGARH	700	707	101
Grand Total		47,74,200	74,99,918	157

Very Good:(90% or above of targets)

ANDHRA PRADESH, ASSAM, BIHAR, CHHATISGARH, GUJARAT, HARYANA, HIMACHAL PRADESH, JAMMU AND KASHMIR, JHARKHAND, KARNATAKA, KERALA, MADHYA PRADESH, MAHARASHTRA, RAJASTHAN, SIKKIM, TAMIL NADU, TRIPURA, UTTARAKHAND, CHANDIGARH

Good:(Between 80% to 90% targets)

UTTAR PRADESH

Poor:(Below 80% of targets)

DELHI, GOA, MANIPUR, ORISSA, PUDUCHERRY, PUNJAB, WEST BENGAL

* Targets of 2007-08 has been repeated provisionally for 2011-12.

Universalization of ICDS Scheme

ICDS Blocks Operational (Cumulative)

% Achievement of Target
During April, 2011 - March, 2012

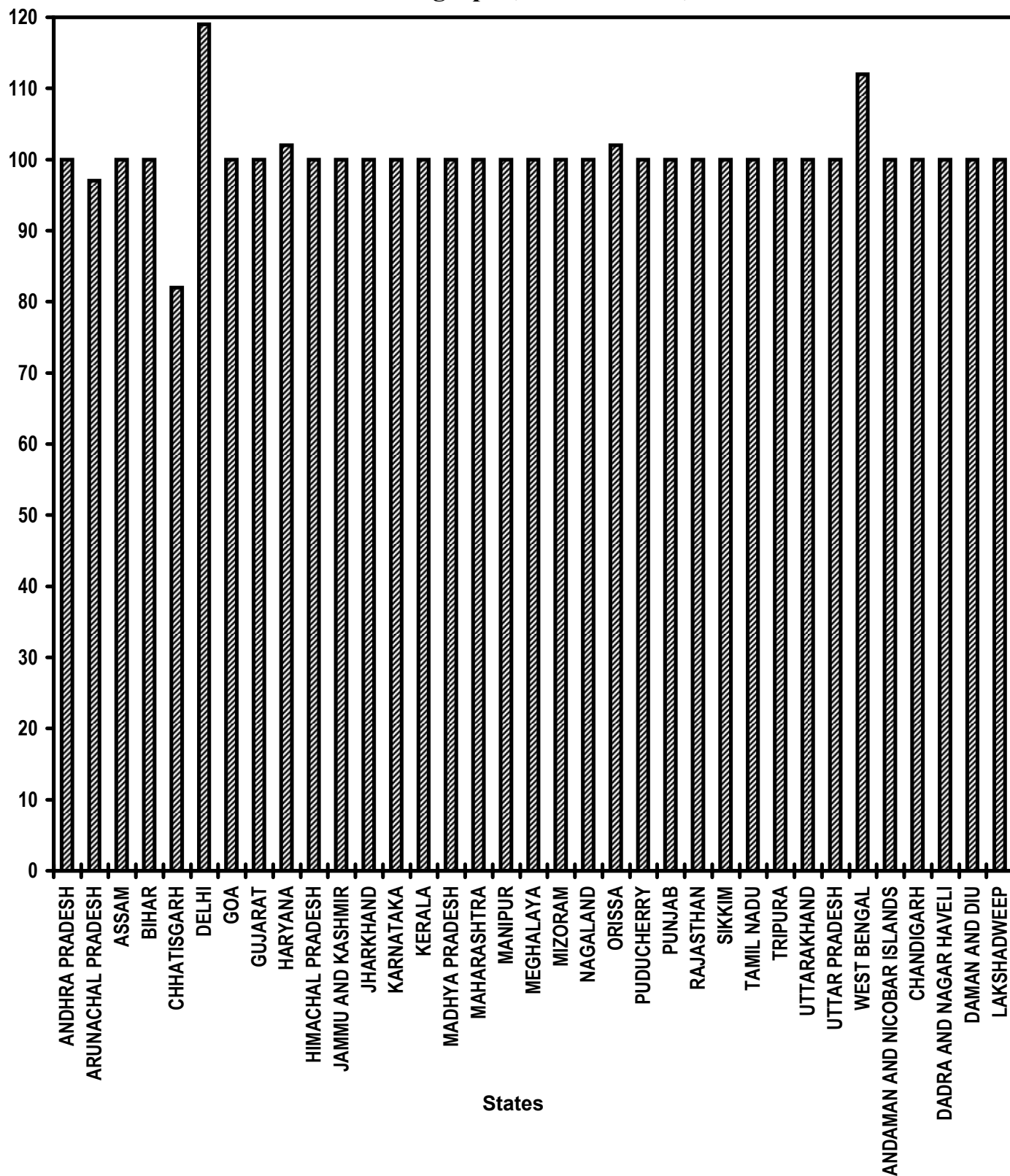


Table - 13

Universalization of ICDS Scheme
ICDS Blocks Operational (Cumulative)
(Unit: Number)

Sl. No.	State/UT Name	Target 2011-2012	Achievement April,2011-March,2012	Percent Achievement April,2011-March,2012
(1)	(2)	(3)	(4)	(4)/(3)
1	ANDHRA PRADESH	387	387	100
2	ARUNACHAL PRADESH	96	93	97
3	ASSAM	231	231	100
4	BIHAR	545	544	100
5	CHHATISGARH	198	163	82
6	DELHI	79	94	119
7	GOA	11	11	100
8	GUJARAT	336	336	100
9	HARYANA	145	148	102
10	HIMACHAL PRADESH	78	78	100
11	JAMMU AND KASHMIR	141	141	100
12	JHARKHAND	204	204	100
13	KARNATAKA	185	185	100
14	KERALA	258	258	100
15	MADHYA PRADESH	453	453	100
16	MAHARASHTRA	553	553	100
17	MANIPUR	42	42	100
18	MEGHALAYA	41	41	100
19	MIZORAM	27	27	100
20	NAGALAND	59	59	100
21	ORISSA	333	338	102
22	PUDUCHERRY	5	5	100
23	PUNJAB	154	154	100
24	RAJASTHAN	304	304	100
25	SIKKIM	13	13	100
26	TAMIL NADU	434	434	100
27	TRIPURA	56	56	100
28	UTTARAKHAND	105	105	100
29	UTTAR PRADESH	897	896	100
30	WEST BENGAL	512	573	112
31	ANDAMAN AND NICOBAR ISLANDS	5	5	100
32	CHANDIGARH	3	3	100
33	DADRA AND NAGAR HAVELI	2	2	100
34	DAMAN AND DIU	2	2	100
35	LAKSHADWEEP	6	6	100
Grand Total		6,900	6,944	101

Very Good:(90% or above of targets)

ANDHRA PRADESH, ARUNACHAL PRADESH, ASSAM, BIHAR, DELHI, GOA, GUJARAT, HARYANA, HIMACHAL PRADESH, JAMMU AND KASHMIR, JHARKHAND, KARNATAKA, KERALA, MADHYA PRADESH, MAHARASHTRA, MANIPUR, MEGHALAYA, MIZORAM, NAGALAND, ORISSA, PUDUCHERRY, PUNJAB, RAJASTHAN, SIKKIM, TAMIL NADU, TRIPURA, UTTARAKHAND, UTTAR PRADESH, WEST BENGAL, ANDAMAN AND NICOBAR ISLANDS, CHANDIGARH, DADRA AND NAGAR HAVELI, DAMAN AND DIU, LAKSHADWEEP

Good:(Between 80% to 90% targets)

CHHATISGARH

Functional Anganwadis (Cumulative)

% Achievement of Target
During April, 2011 - March, 2012

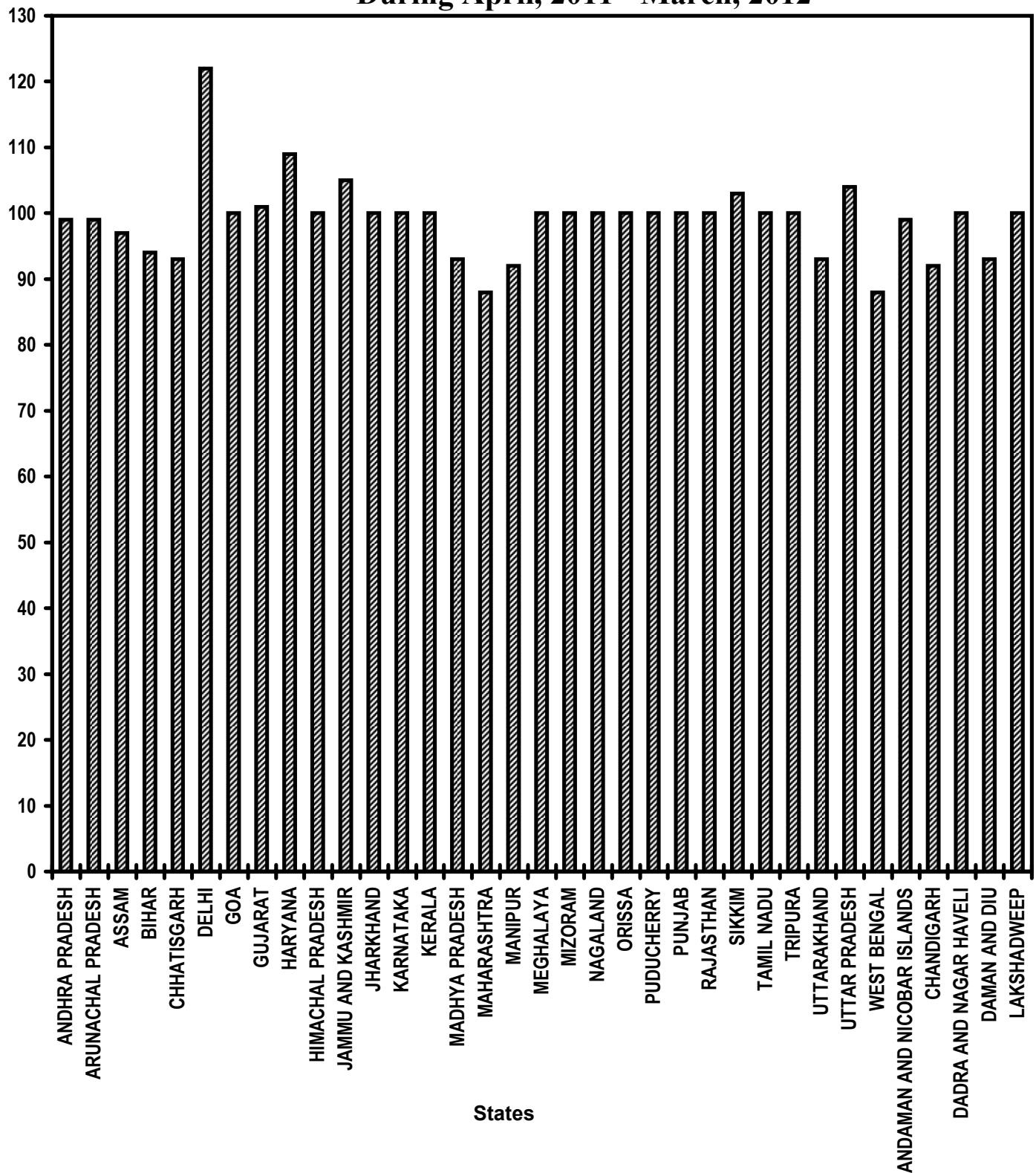


Table - 14

Functional Anganwadis
Anganwadis Functional (Cumulative)
(Unit: Number)

Sl. No.	State/UT Name	Target 2011-2012	Achievement April,2011-March,2012	Percent Achievement April,2011-March,2012
(1)	(2)	(3)	(4)	(4)/(3)
1	ANDHRA PRADESH	87,004	86,164	99
2	ARUNACHAL PRADESH	6,117	6,028	99
3	ASSAM	58,572	56,681	97
4	BIHAR	85,502	80,211	94
5	CHHATISGARH	50,501	47,124	93
6	DELHI	8,651	10,577	122
7	GOA	1,260	1,262	100
8	GUJARAT	49,935	50,225	101
9	HARYANA	23,247	25,223	109
10	HIMACHAL PRADESH	18,612	18,571	100
11	JAMMU AND KASHMIR	27,046	28,437	105
12	JHARKHAND	38,236	38,310	100
13	KARNATAKA	63,371	63,377	100
14	KERALA	33,066	33,082	100
15	MADHYA PRADESH	90,999	84,760	93
16	MAHARASHTRA	1,08,146	95,303	88
17	MANIPUR	10,615	9,795	92
18	MEGHALAYA	5,113	5,114	100
19	MIZORAM	1,980	1,980	100
20	NAGALAND	3,455	3,455	100
21	ORISSA	71,057	70,849	100
22	PUDUCHERRY	788	788	100
23	PUNJAB	26,656	26,656	100
24	RAJASTHAN	59,135	58,997	100
25	SIKKIM	1,200	1,230	102
26	TAMIL NADU	54,439	54,439	100
27	TRIPURA	9,906	9,906	100
28	UTTARAKHAND	19,223	17,824	93
29	UTTAR PRADESH	1,79,826	1,86,672	104
30	WEST BENGAL	1,13,999	1,00,709	88
31	ANDAMAN AND NICOBAR ISLANDS	707	699	99
32	CHANDIGARH	456	420	92
33	DADRA AND NAGAR HAVELI	267	267	100
34	DAMAN AND DIU	104	97	93
35	LAKSHADWEEP	107	107	100
Grand Total		13,09,298	12,75,339	97

Very Good:(90% or above of targets)

ANDHRA PRADESH, ARUNACHAL PRADESH, ASSAM, BIHAR, CHHATISGARH, DELHI, GOA, GUJARAT, HARYANA, HIMACHAL PRADESH, JAMMU AND KASHMIR, JHARKHAND, KARNATAKA, KERALA, MADHYA PRADESH, MANIPUR, MEGHALAYA, MIZORAM, NAGALAND, ORISSA, PUDUCHERRY, PUNJAB, RAJASTHAN, SIKKIM, TAMIL NADU, TRIPURA, UTTARAKHAND, UTTAR PRADESH, ANDAMAN AND NICOBAR ISLANDS, CHANDIGARH, DADRA AND NAGAR HAVELI, DAMAN AND DIU, LAKSHADWEEP

Good:(Between 80% to 90% targets)

MAHARASHTRA, WEST BENGAL

**No. of Urban poor families assisted
under Seven Point Charter
Poor Families Assisted
% Achievement of Target
During April, 2011 - March, 2012**

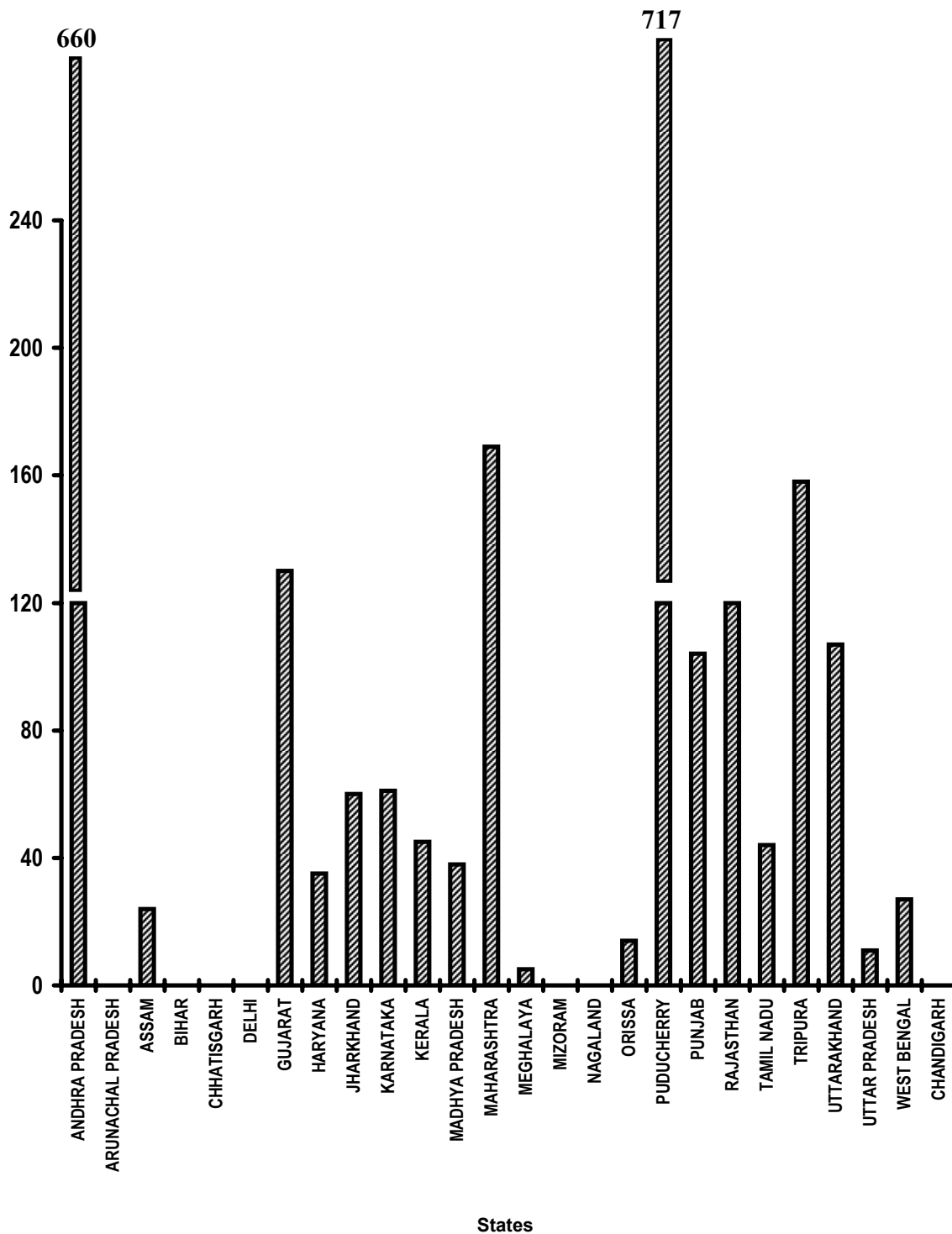


Table - 15

No. of Urban poor families assisted under Seven Point Charter

Poor Families Assisted
(Unit: Number)

Sl. No.	State/UT Name	Target 2011-2012	Achievement April,2011-March,2012	Percent April,2011-March,2012
(1)	(2)	(3)	(4)	(4)/(3)
1	ANDHRA PRADESH	60,000	3,96,184 #	660
2	ARUNACHAL PRADESH	375	0	0
3	ASSAM	6,000	1,445	24
4	BIHAR	12,000	0	0
5	CHHATISGARH	18,750	0	0
6	DELHI	30,000	0	0
7	GUJARAT	52,500	68,440	130
8	HARYANA	8,250	2,896	35
9	JHARKHAND	7,500	4,483	60
10	KARNATAKA	21,000	12,826	61
11	KERALA	22,500	10,102	45
12	MADHYA PRADESH	37,500	14,292	38
13	MAHARASHTRA	1,05,000	1,77,434	169
14	MEGHALAYA	900	44	5
15	MIZORAM	1,725	0	0
16	NAGALAND	3,000	0	0
17	ORISSA	8,700	1,229	14
18	PUDUCHERRY	1,800	12,900	717
19	PUNJAB	3,000	3,118	104
20	RAJASTHAN	33,000	39,501	120
21	TAMIL NADU	52,500	23,251	44
22	TRIPURA	1,500	2,372	158
23	UTTARAKHAND	4,500	4,837	107
24	UTTAR PRADESH	48,000	5,173	11
25	WEST BENGAL	52,500	14,112	27
26	CHANDIGARH	7,500	0	0
Grand Total		6,00,000	7,94,639	132

Very Good:(90% or above of targets)

ANDHRA PRADESH, GUJARAT, MAHARASHTRA, PUDUCHERRY, PUNJAB, RAJASTHAN, TRIPURA, UTTARAKHAND

Poor:(Below 80% of targets)

ARUNACHAL PRADESH, ASSAM, BIHAR, CHHATISGARH, DELHI, HARYANA, JHARKHAND, KARNATAKA, KERALA, MADHYA PRADESH, MEGHALAYA, MIZORAM, NAGALAND, ORISSA, TAMIL NADU, UTTAR PRADESH, WEST BENGAL, CHANDIGARH

Figure upto Feb. 2012 repeated due to wide variation after confirmation from state

Afforestation (Public and Forest Lands)

Area Covered under Plantation

% Achievement of Target

During April, 2011 - March, 2012

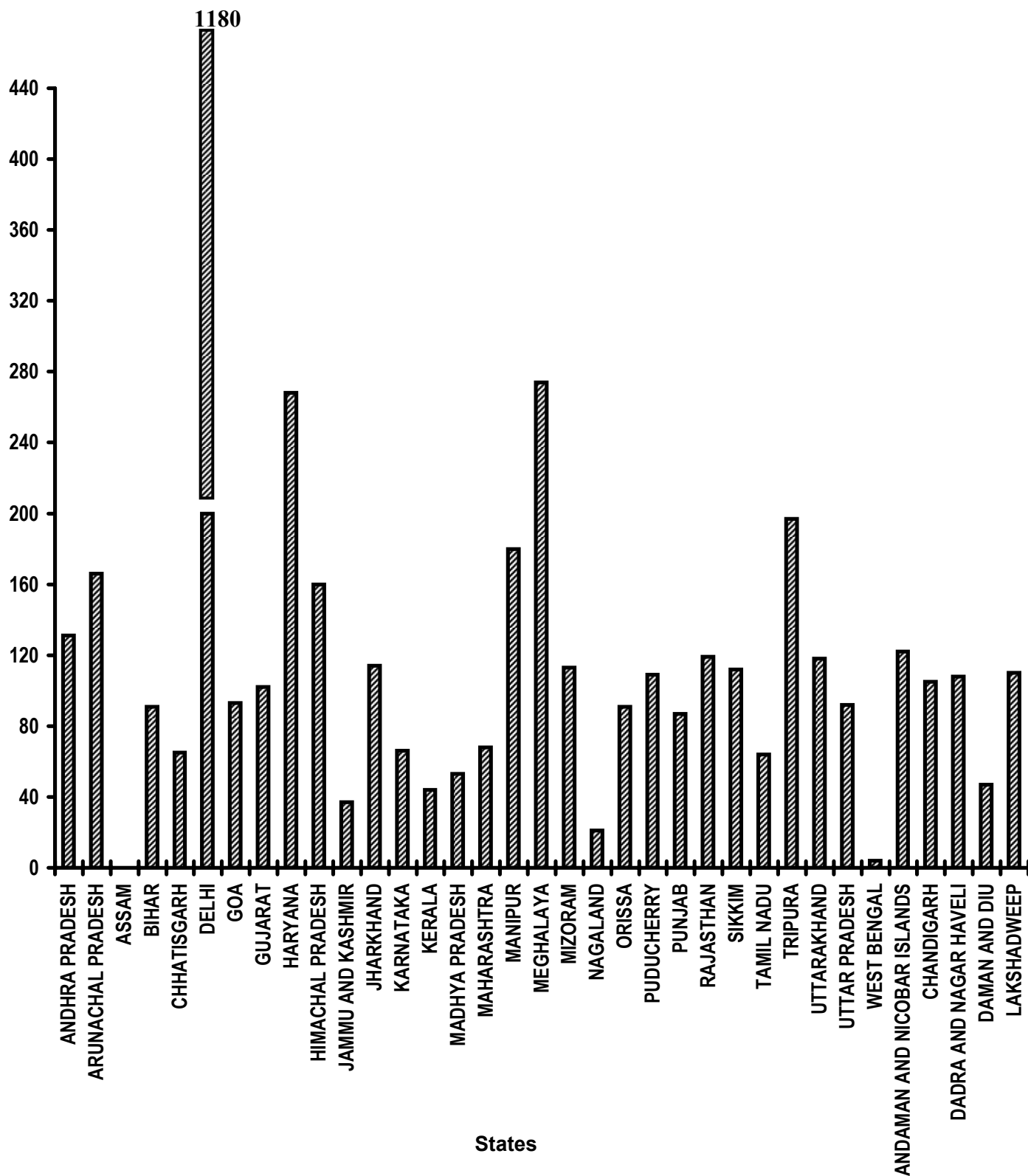


Table - 16(A)

Afforestation (Public and Forest Lands)
Area Covered under Plantation
(Unit: Hectares)

Sl. No.	State/UT Name	Target 2011-2012	Achievement April,2011-March,2012	Percent Achievement April,2011-March,2012
(1)	(2)	(3)	(4)	(4)/(3)
1	ANDHRA PRADESH	3,12,000	4,07,700	131
2	ARUNACHAL PRADESH	6,500	10,817	166
3	ASSAM	9,500	43	0
4	BIHAR	25,000	22,796	91
5	CHHATISGARH	78,000	50,412	65
6	DELHI	105	1,239	1,180
7	GOA	500	465	93
8	GUJARAT	1,37,500	1,40,513	102
9	HARYANA	24,000	64,401	268
10	HIMACHAL PRADESH	20,000	31,938	160
11	JAMMU AND KASHMIR	28,000	10,466	37
12	JHARKHAND	30,000	34,214	114
13	KARNATAKA	1,00,000	66,091	66
14	KERALA	9,000	3,971	44
15	MADHYA PRADESH	2,10,000	1,10,702	53
16	MAHARASHTRA	1,80,000	1,22,880	68
17	MANIPUR	10,000	17,997	180
18	MEGHALAYA	2,500	6,840	274
19	MIZORAM	5,500	6,240	113
20	NAGALAND	5,000	1,047	21
21	ORISSA	2,15,000	1,96,671	91
22	PUDUCHERRY	75	82	109
23	PUNJAB	8,000	6,965	87
24	RAJASTHAN	60,000	71,301	119
25	SIKKIM	6,000	6,739	112
26	TAMIL NADU	1,18,500	75,492	64
27	TRIPURA	13,000	25,572	197
28	UTTARAKHAND	20,000	23,505	118
29	UTTAR PRADESH	90,000	83,233	92
30	WEST BENGAL	20,000	753	4
31	ANDAMAN AND NICOBAR ISLANDS	1,300	1,583	122
32	CHANDIGARH	300	316	105
33	DADRA AND NAGAR HAVELI	250	269	108
34	DAMAN AND DIU	30	14	47
35	LAKSHADWEEP	20	22	110
Grand Total		17,45,580	16,03,289	92

Very Good:(90% or above of targets)

ANDHRA PRADESH, ARUNACHAL PRADESH, BIHAR, DELHI, GOA, GUJARAT, HARYANA, HIMACHAL PRADESH, JHARKHAND, MANIPUR, MEGHALAYA, MIZORAM, ORISSA, PUDUCHERRY, RAJASTHAN, SIKKIM, TRIPURA, UTTARAKHAND, UTTAR PRADESH, ANDAMAN AND NICOBAR ISLANDS, CHANDIGARH, DADRA AND NAGAR HAVELI, LAKSHADWEEP

Good:(Between 80% to 90% targets)

PUNJAB

Poor:(Below 80% of targets)

ASSAM, CHHATISGARH, JAMMU AND KASHMIR, KARNATAKA, KERALA, MADHYA PRADESH, MAHARASHTRA, NAGALAND, TAMIL NADU, WEST BENGAL, DAMAN AND DIU

Afforestation (Public and Forest Lands)

Seedlings planted
% Achievement of Target
During April, 2011 - March, 2012

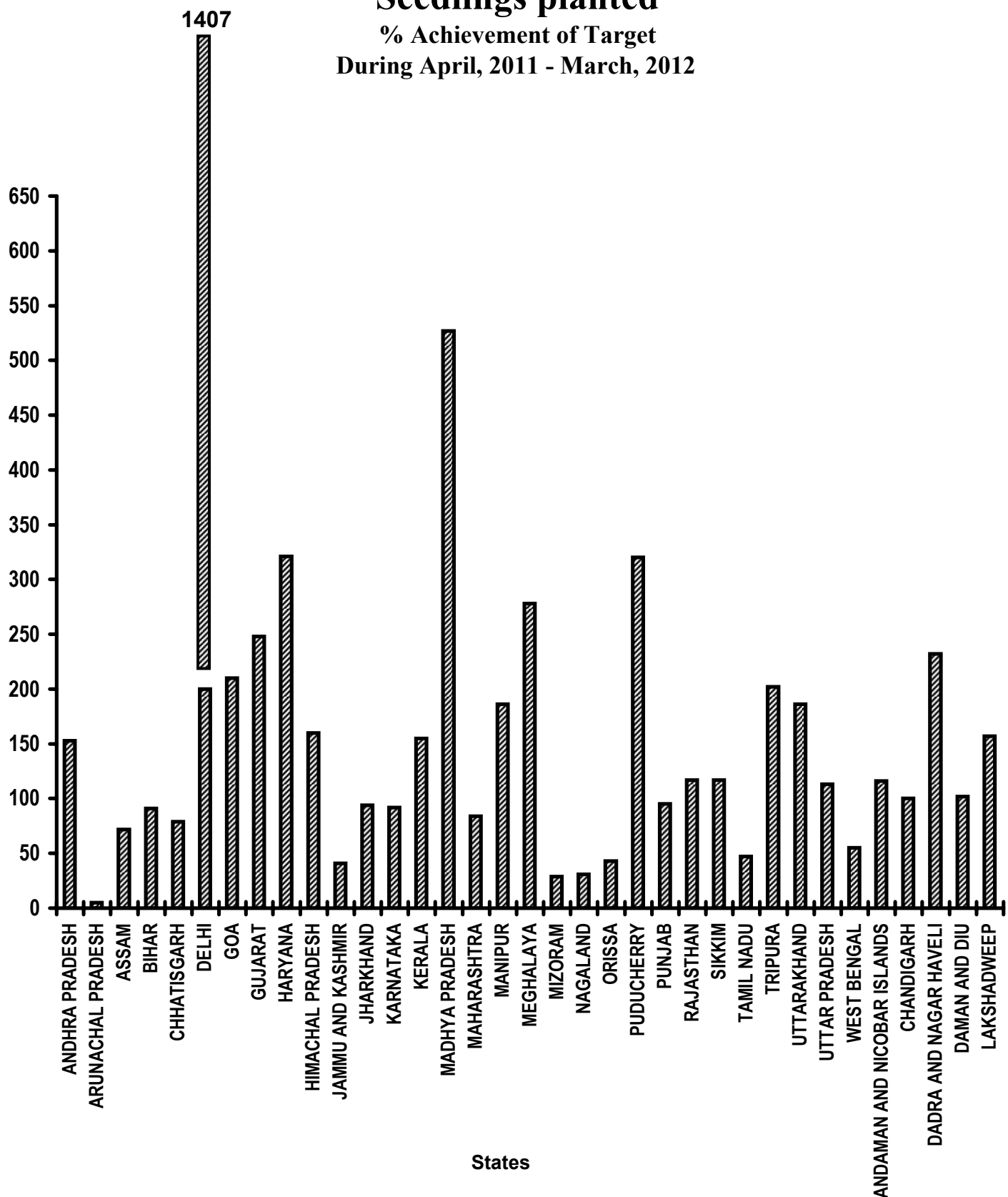


Table - 16(B)

Afforestation (Public and Forest Lands)
Seedlings planted
(Unit: Number)

Sl. No.	State/UT Name	Target 2011-2012	Achievement April,2011-March,2012	Percent Achievement April,2011-March,2012
(1)	(2)	(3)	(4)	(4)/(3)
1	ANDHRA PRADESH	20,28,00,000	30,99,00,000	153
2	ARUNACHAL PRADESH	42,25,000	2,25,528	5
3	ASSAM	61,75,000	44,39,500	72
4	BIHAR	1,62,50,000	1,48,17,000	91
5	CHHATISGARH	5,07,00,000	4,00,71,000	79
6	DELHI	68,000	9,56,893	1,407
7	GOA	3,25,000	6,83,000	210
8	GUJARAT	8,93,75,000	22,19,69,000	248
9	HARYANA	1,56,00,000	5,01,39,000	321
10	HIMACHAL PRADESH	1,30,00,063	2,07,60,000	160
11	JAMMU AND KASHMIR	1,82,00,000	75,47,334	41
12	JHARKHAND	1,95,00,000	1,84,19,430	94
13	KARNATAKA	6,50,00,000	5,98,95,000	92
14	KERALA	58,50,000	90,92,927	155
15	MADHYA PRADESH	13,65,00,000	71,95,60,000	527
16	MAHARASHTRA	11,70,00,000	9,81,16,000	84
17	MANIPUR	65,00,000	1,21,17,667	186
18	MEGHALAYA	16,25,000	45,18,650	278
19	MIZORAM	35,75,000	10,48,345	29
20	NAGALAND	32,50,000	10,13,300	31
21	ORISSA	13,97,50,000	6,00,01,000	43
22	PUDUCHERRY	49,000	1,56,985	320
23	PUNJAB	52,00,000	49,43,000	95
24	RAJASTHAN	3,00,00,000	3,50,95,000	117
25	SIKKIM	39,00,000	45,68,005	117
26	TAMIL NADU	7,70,25,000	3,62,70,156	47
27	TRIPURA	84,50,000	1,70,85,700	202
28	UTTARAKHAND	1,30,00,000	2,41,58,000	186
29	UTTAR PRADESH	5,85,00,000	6,63,55,002	113
30	WEST BENGAL	1,30,00,000	71,52,000 *	55
31	ANDAMAN AND NICOBAR ISLANDS	8,45,000	9,82,681	116
32	CHANDIGARH	1,95,000	1,94,314	100
33	DADRA AND NAGAR HAVELI	1,63,000	3,78,000	232
34	DAMAN AND DIU	20,000	20,447	102
35	LAKSHADWEEP	13,000	20,435	157
Grand Total		1,12,56,28,063	1,85,26,70,299	165

Very Good:(90% or above of targets)

ANDHRA PRADESH, BIHAR, DELHI, GOA, GUJARAT, HARYANA, HIMACHAL PRADESH, JHARKHAND, KARNATAKA, KERALA, MADHYA PRADESH, MANIPUR, MEGHALAYA, PUDUCHERRY, PUNJAB, RAJASTHAN, SIKKIM, TRIPURA, UTTARAKHAND, UTTAR PRADESH, ANDAMAN AND NICOBAR ISLANDS, CHANDIGARH, DADRA AND NAGAR HAVELI, DAMAN AND DIU, LAKSHADWEEP

Good:(Between 80% to 90% targets)

MAHARASHTRA

Poor:(Below 80% of targets)

ARUNACHAL PRADESH, ASSAM, CHHATISGARH, JAMMU AND KASHMIR, MIZORAM, NAGALAND, ORISSA, TAMIL NADU, WEST BENGAL

* Previous figure repeated due to wide variation as reported by state in the month of March 2012

Rural Roads - PMGSY

Length of Road Constructed

% Achievement of Target

During April, 2011 - March, 2012

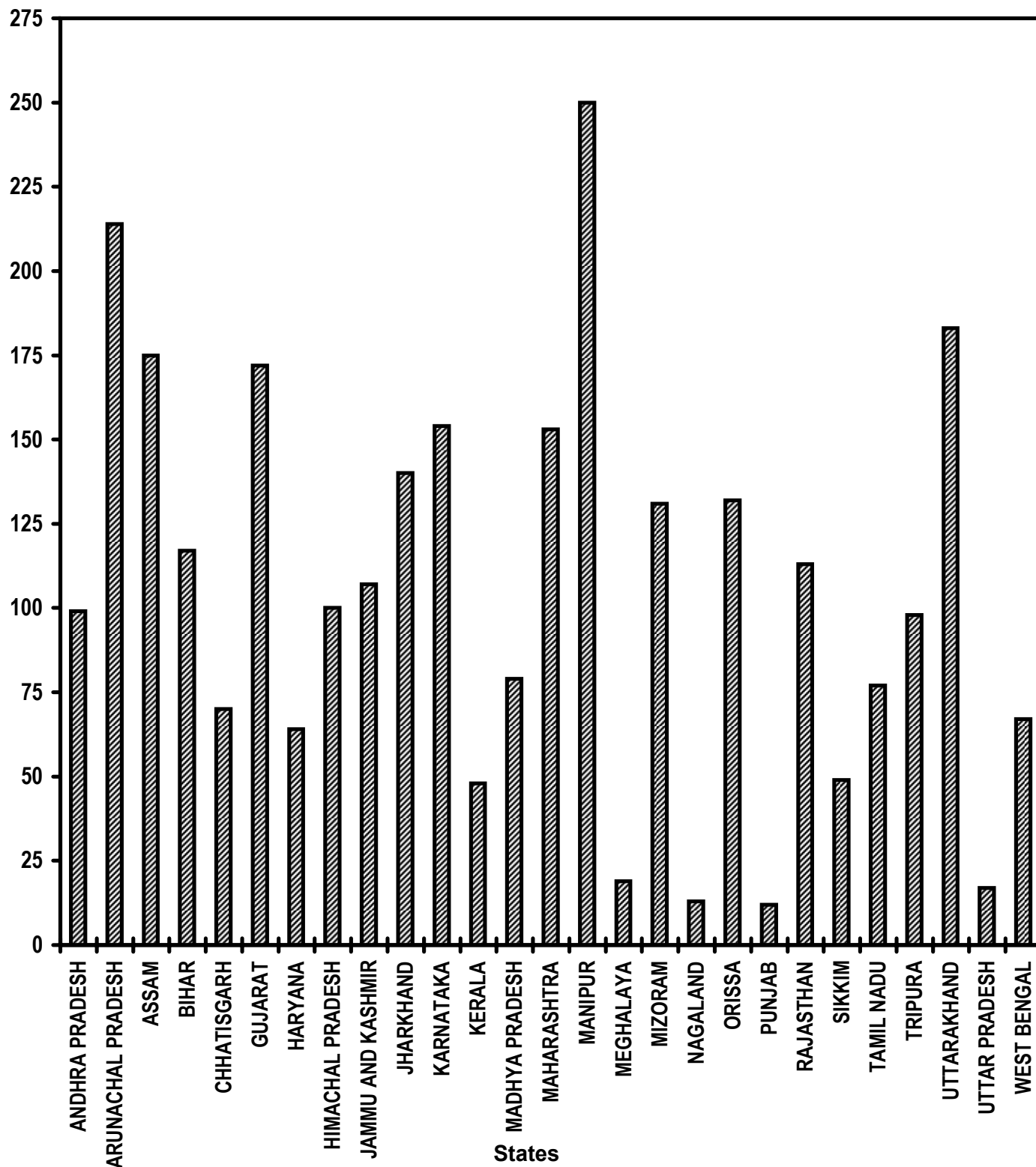


Table - 17

Rural Roads - PMGSY
Length of Road Constructed
(Unit: Kilometer)

Sl. No.	State/UT Name	Target 2011-2012	Achievement April,2011-March,2012	Percent Achievement April,2011-March,2012
(1)	(2)	(3)	(4)	(4)/(3)
1	ANDHRA PRADESH #	1,189	1,172	99
2	ARUNACHAL PRADESH	196	419	214
3	ASSAM	1,224	2,138	175
4	BIHAR	6,000	7,036	117
5	CHHATISGARH	1,500	1,054	70
6	GUJARAT #	425	731	172
7	HARYANA	292	188	64
8	HIMACHAL PRADESH	750	751	100
9	JAMMU AND KASHMIR	750	799	107
10	JHARKHAND	1,005	1,412	140
11	KARNATAKA	1,204	1,859	154
12	KERALA	446	214	48
13	MADHYA PRADESH	3,719	2,926	79
14	MAHARASHTRA	1,700	2,600	153
15	MANIPUR	150	375	250
16	MEGHALAYA	100	19	19
17	MIZORAM	100	131	131
18	NAGALAND	200	25 *	12
19	ORISSA	2,400	3,167	132
20	PUNJAB	593	72	12
21	RAJASTHAN #	400	451	113
22	SIKKIM	154	75	49
23	TAMIL NADU	1,058	814	77
24	TRIPURA	314	309	98
25	UTTARAKHAND	350	640	183
26	UTTAR PRADESH	3,000	522	17
27	WEST BENGAL	1,347	897	67
Grand Total		30,566	30,796	101

Very Good:(90% or above of targets)

ANDHRA PRADESH, ARUNACHAL PRADESH, ASSAM, BIHAR, GUJARAT, HIMACHAL PRADESH, JAMMU AND KASHMIR, JHARKHAND, KARNATAKA, MAHARASHTRA, MANIPUR, MIZORAM, ORISSA, RAJASTHAN, TRIPURA, UTTARAKHAND

Poor:(Below 80% of targets)

CHHATISGARH, HARYANA, KERALA, MADHYA PRADESH, MEGHALAYA, NAGALAND, PUNJAB, SIKKIM, TAMIL NADU, UTTAR PRADESH, WEST BENGAL

Revised targets have been received from M/O Rural Development

* Figure taken from M/O Rural Development

Rajiv Gandhi

Grameen Vidyutikaran Yojana-RGGVY

Villages electrified
% Achievement of Target
During April, 2011 - March, 2012

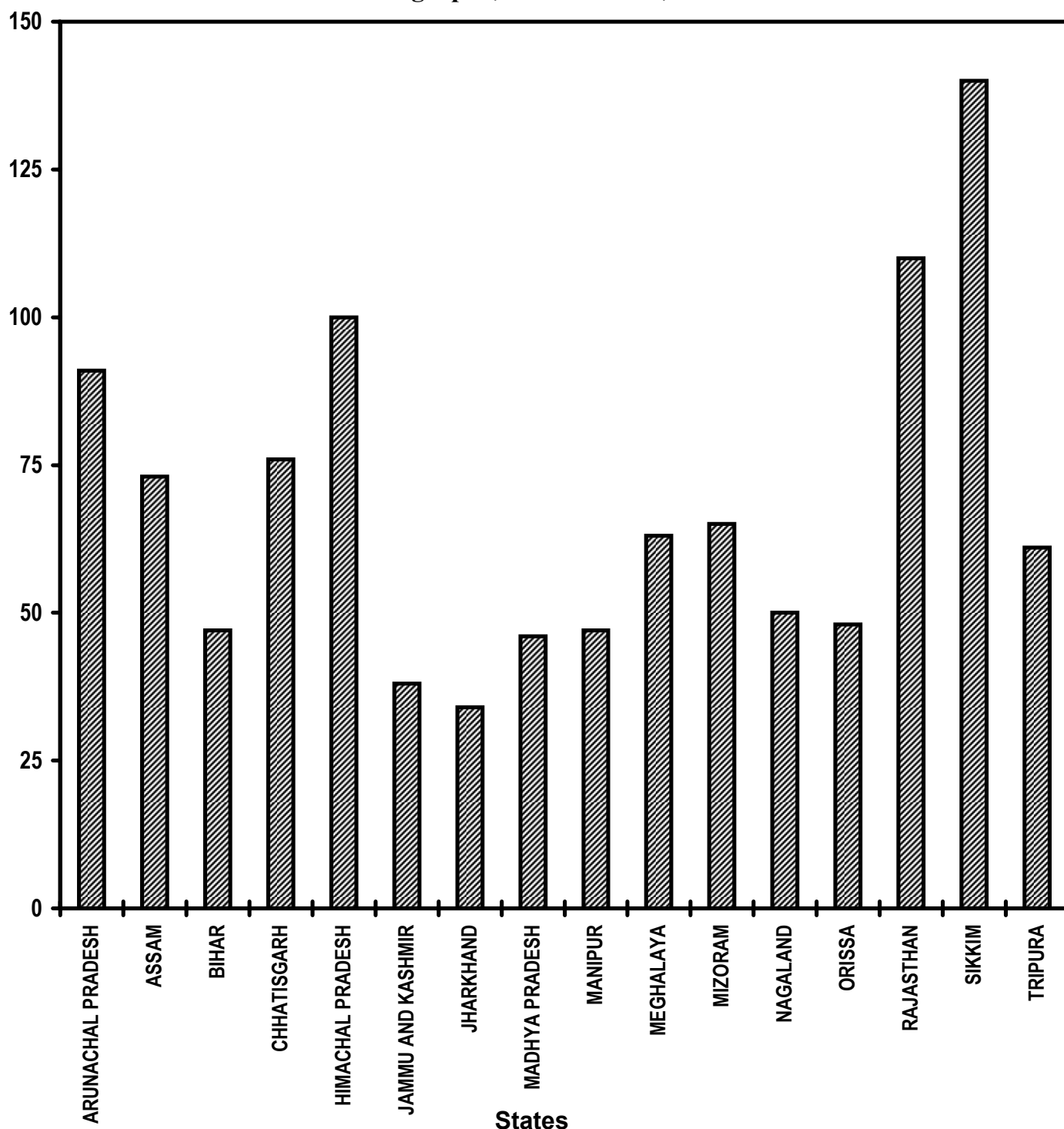


Table - 18

Rajiv Gandhi Grameen Vidyutikaran Yojana
Villages electrified
(Unit: Number)

Sl. No.	State/UT Name	Target 2011-2012	Achievement April,2011-March,2012	Percent Achievement April,2011-March,2012
(1)	(2)	(3)	(4)	(4)/(3)
1	ARUNACHAL PRADESH	1,450	1,325	91
2	ASSAM	2,062	1,515	73
3	BIHAR	2,230	1048 *	47
4	CHHATISGARH	901	682 *	76
5	HIMACHAL PRADESH	54	54	100
6	JAMMU AND KASHMIR	136	52	38
7	JHARKHAND	2,141	724 *	34
8	MADHYA PRADESH	492	228 *	46
9	MANIPUR	591	275	47
10	MEGHALAYA	1,616	1,021	63
11	MIZORAM	81	53 *	65
12	NAGALAND	38	19	50
13	ORISSA	2,174	1038 *	48
14	RAJASTHAN	418	461	110
15	SIKKIM	5	7	140
16	TRIPURA	82	50	61
Grand Total		14,471	8,552	59

Very Good:(90% or above of targets)

ARUNACHAL PRADESH, HIMACHAL PRADESH, RAJASTHAN, SIKKIM

Poor:(Below 80% of targets)

ASSAM, BIHAR, CHHATISGARH, JAMMU AND KASHMIR, JHARKHAND, MADHYA PRADESH, MANIPUR, MEGHALAYA, MIZORAM, NAGALAND, ORISSA, TRIPURA

* Figures taken from MIS of RGGVY (M/o Power) due to wide variation as reported by state

Energising Pump sets

Pumps sets energized

% Achievement of Target
During April, 2011 - March, 2012

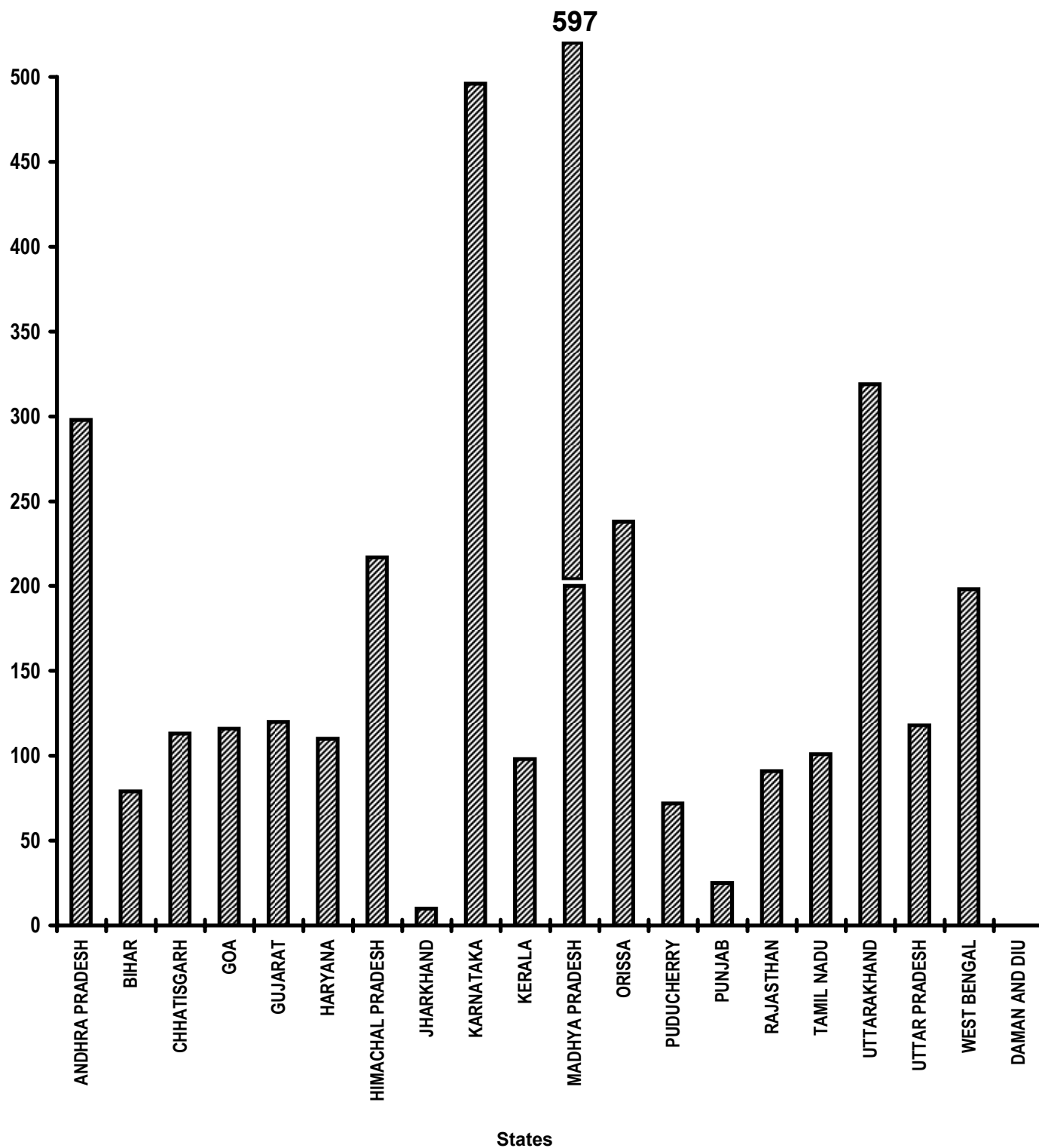


Table - 19

Energising pump sets**Pumps sets energized**

(Unit: Number)

Sl. No.	State/UT Name	Target 2011-2012	Achievement April,2011-March,2012	Percent Achievement April,2011-March,2012
(1)	(2)	(3)	(4)	(4)/(3)
1	ANDHRA PRADESH	50,000	1,48,798	298
2	BIHAR	2,764	2,173	79
3	CHHATISGARH	20,000	22,677	113
4	GOA	100	116	116
5	GUJARAT	25,000	29,898	120
6	HARYANA	19,000	20,808	110
7	HIMACHAL PRADESH	760	1,651	217
8	JHARKHAND	22,000	2,218	10
9	KARNATAKA	25,400	1,26,036	496
10	KERALA	12,000	11,703	98
11	MADHYA PRADESH	17,237	1,02,918	597
12	ORISSA	1,190	2,836	238
13	PUDUCHERRY	25	18	72
14	PUNJAB	60,000	14,909	25
15	RAJASTHAN	45,000	41,111	91
16	TAMIL NADU	15,000	15,125	101
17	UTTARAKHAND	350	1,118	319
18	UTTAR PRADESH	22,058	26,000	118
19	WEST BENGAL	422	837	198
20	DAMAN AND DIU	25	0	0
Grand Total		3,38,331	5,70,950	169

Very Good:(90% or above of targets)

ANDHRA PRADESH, CHHATISGARH, GOA, GUJARAT, HARYANA, HIMACHAL PRADESH, KARNATAKA, KERALA, MADHYA PRADESH, ORISSA, RAJASTHAN, TAMIL NADU, UTTARAKHAND, UTTAR PRADESH, WEST BENGAL

Poor:(Below 80% of targets)

BIHAR, JHARKHAND, PUDUCHERRY, PUNJAB, DAMAN AND DIU

Supply of Electricity

Electricity supplied

% Achievement of Target

During April, 2011 - March, 2012

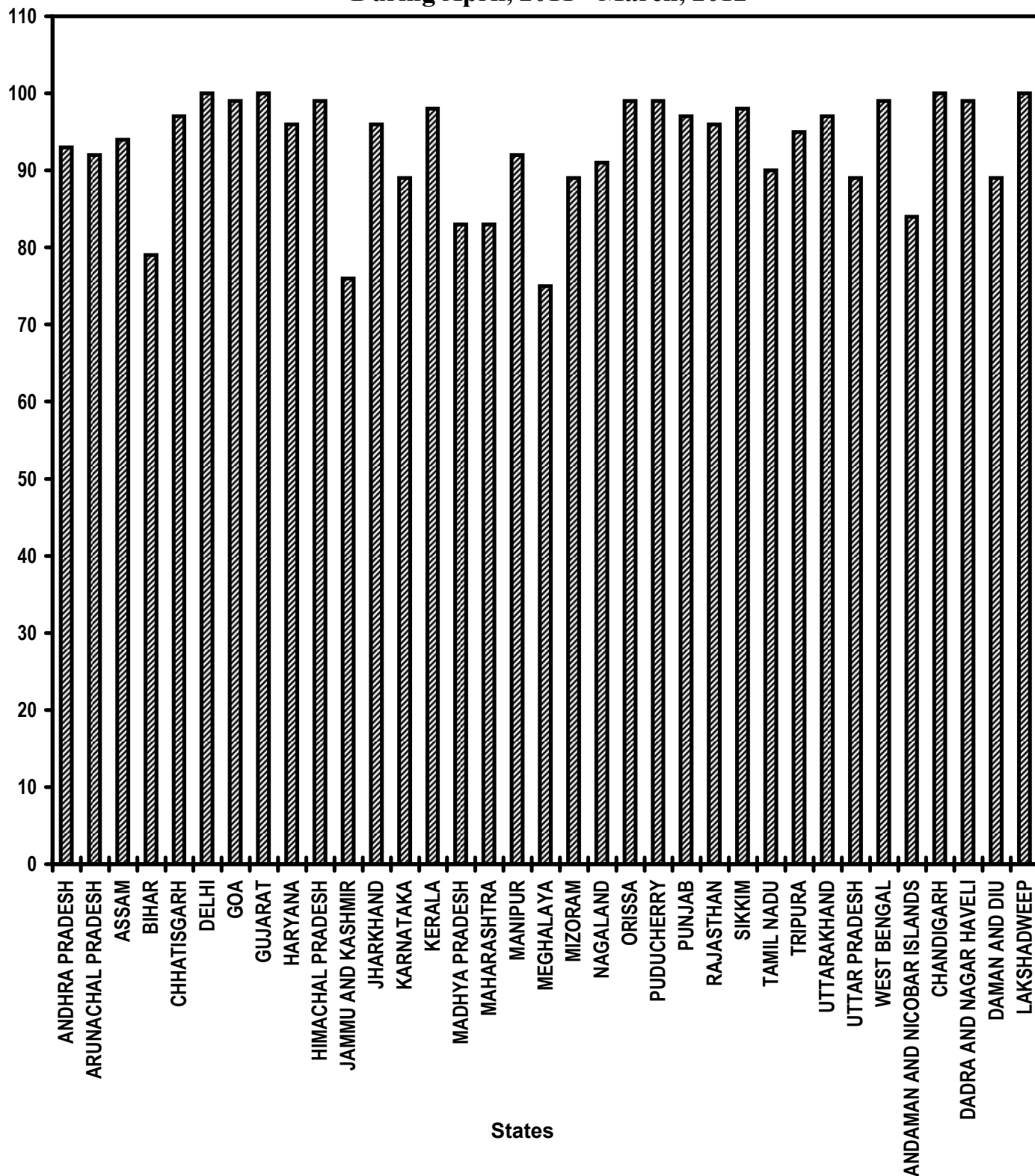


Table - 20

Supply of Electricity

Sl. No.	State/UT Name	Electricity demanded (Million Units)	Electricity supplied (Million Units)	Shortage observed (Million Units)	Percentage of Electricity Supplied
		April,2011- March,2012	April,2011- March,2012	April,2011- March,2012	
(1)	(2)	(3)	(4)	(5)	(6)
1	ANDHRA PRADESH	91,730	85,149	6,581	93
2	ARUNACHAL PRADESH	600	553	47	92
3	ASSAM	6,034	5,696	338	94
4	BIHAR	14,311	11,260	3,051	79
5	CHHATISGARH	15,013	14,615	398	97
6	DELHI	26,751	26,674	77	100
7	GOA	3,024	2,981	43	99
8	GUJARAT	74,696	74,429	267	100
9	HARYANA	36,874	35,541	1,333	96
10	HIMACHAL PRADESH	8,161	8,107	54	99
11	JAMMU AND KASHMIR	14,250	10,889	3,361	76
12	JHARKHAND	6,280	6,030	250	96
13	KARNATAKA	60,830	54,023	6,807	89
14	KERALA	19,890	19,467	423	98
15	MADHYA PRADESH	49,785	41,392	8,393	83
16	MAHARASHTRA	1,41,382	1,17,722	23,660	83
17	MANIPUR	544	499	45	92
18	MEGHALAYA	1,927	1,450	477	75
19	MIZORAM	397	355	42	89
20	NAGALAND	560	511	49	91
21	ORISSA	23,036	22,693	343	99
22	PUDUCHERRY	2,167	2,136	31	99
23	PUNJAB	45,191	43,792	1,399	97
24	RAJASTHAN	51,474	49,491	1,983	96
25	SIKKIM	390	384	6	98
26	TAMIL NADU	85,685	76,705	8,980	90
27	TRIPURA	949	900	49	95
28	UTTARAKHAND	10,513	10,208	305	97
29	UTTAR PRADESH	81,339	72,116	9,223	89
30	WEST BENGAL	38,679	38,281	398	99
31	ANDAMAN AND NICOBAR ISLANDS	244	204	40	84
32	CHANDIGARH	1,568	1,564	4	100
33	DADRA AND NAGAR HAVELI	4,380	4,349	31	99
34	DAMAN AND DIU	2,141	1,915	226	89
35	LAKSHADWEEP	37	37	0	100
Grand Total		9,20,832	8,42,118	78,714	91

Very Good:(90% or above of targets)

ANDHRA PRADESH, ARUNACHAL PRADESH, ASSAM, CHHATISGARH, DELHI, GOA, GUJARAT, HARYANA, HIMACHAL PRADESH, JHARKHAND, KERALA, MANIPUR, NAGALAND, ORISSA, PUDUCHERRY, PUNJAB, RAJASTHAN, SIKKIM, TAMIL NADU, TRIPURA, UTTARAKHAND, WEST BENGAL, CHANDIGARH, DADRA AND NAGAR HAVELI, LAKSHADWEEP

Good:(Between 80% to 90% targets)

KARNATAKA, MADHYA PRADESH, MAHARASHTRA, MIZORAM, UTTAR PRADESH, ANDAMAN AND NICOBAR ISLANDS, DAMAN AND DIU

Poor:(Below 80% of targets)

BIHAR, JAMMU AND KASHMIR, MEGHALAYA

PART-III

TWENTY POINT PROGRAMME - 2006

STATE/UT-WISE PERFORMANCE

ANDHRA PRADESH

Sl. No.	Sub.Sl. No.	Item Code	Item/Parameter Name {Units}	Target April,2011-March,2012	Achievement April,2011-March,2012	Percent Achievement
(1)	(2)	(3)	(4)	(5)	(6)	(6)/(5)
1			Employment generation under the NREG Scheme			
	(i)	01A01	No. of job cards issued {Number}	**	3,18,821	
	(ii)	01A02	Employment generated {Number}	**	38,74,43,137	
	(iii)	01A03	Wages given {Rupees}	**	42,98,43,68,000	
2			Swaranjayanti Gram Swarojgar Yojana			
	(i)	01B01	Individual Swarozgaries Assisted {Number}	5,496	8,880	162
	(ii)	01B02	Individual SC Swarozgaries Assisted {Number}	**	3,901	
	(iii)	01B03	Individual ST Swarozgaries Assisted {Number}	**	910	
	(iv)	01B04	Individual Women Swarozgaries Assisted {Number}	**	8,436	
	(v)	01B05	Individual Disabled Swarozgaries Assisted {Number}	**	499	
3			Self Help Groups (SHG)			
	(i)	01E01	Formed under SGSY {Number}	**	23,134	
	(ii)	01E02	To whom income generating activities provided {Number}	10,025	11,280	113
4			Distribution of waste land to the landless			
	(i)	03E01	Total Land Distributed {Hectare}	**	4,863	
	(ii)	03E02	Land Distributed to SC {Hectare}	**	760	
	(iii)	03E03	Land Distributed to ST {Hectare}	**	2,097	
	(iv)	03E04	Land Distributed to Others {Hectare}	**	2,007	
5			Minimum Wages Enforcement (including Farm Labour)			
	(i)	04B01	Agriculture and Farm Workers: Inspections made {Number}	**	0	
	(ii)	04B02	Agriculture and Farm Workers: Irregularities detected {Number}	**	0	
	(iii)	04B03	Agriculture and Farm Workers: Irregularities rectified {Number}	**	0	
	(iv)	04B04	Agriculture and Farm Workers: Claims filed {Number}	**	0	
	(v)	04B05	Agriculture and Farm Workers: Claims settled {Number}	**	0	
	(vi)	04B06	Agriculture and Farm Workers: Prosecution cases Pending {Number}	**	0	
	(vii)	04B07	Agriculture and Farm Workers: Prosecution cases filed {Number}	**	0	
	(viii)	04B08	Agriculture and Farm Workers: Prosecution cases decided {Number}	**	0	
	(ix)	04B10	Agriculture and Farm Workers: Others {Number}	**	0	
6			Food Security:			
			Food security-Targeted Public Distribution system (APL+BPL+AAY)			
	(i)	05A02	Off take {Tonnes}	3419684	30,65,474	90
			Food security-Targeted Public Distribution system (only AAY)			
	(ii)	05B02	Off take {Tonnes}	6,54,288	6,32,317	97
			Food Security - Targeted Public Distribution System (Only BPL)			
	(iii)	05D02	Off take {Tonnes}	10,52,088	10,11,733	96
7			Rural Housing - Indira Awaas Yojana			
	(i)	06A01	Houses constructed {Number}	2,49,013	2,49,013	100
8			EWS/LIG Houses in Urban Areas			
	(i)	06B01	Houses constructed {Number}	40,000	44,988	112

ANDHRA PRADESH

Sl. No.	Sub.Sl. No.	Item Code	Item/Parameter Name {Units}	Target April,2011-March,2012	Achievement April,2011-March,2012	Percent Achievement
(1)	(2)	(3)	(4)	(5)	(6)	(6)/(5)
9			Rural Areas: National Rural Drinking Water Programme (NRDWP)			
	(i)	07A03	Habitations covered (Partially covered & Slipped back) {Number}	5,433	4,979	92
	(ii)	07A04	Coverage of water quality affected habitations {Number}	201	185	92
10			Sanitation Programme in Rural Areas			
	(i)	08D01	Individual Household latrines constructed {Number}	**	6,54,282	
11			Institutional Delivery			
	(i)	08E01	Delivery in institutions {Number}	**	14,68,931	
12			SC Families Assisted			
	(i)	10A01	SC Families Assisted {Number}	4,50,000	12,40,277	276
13			Universalization of ICDS Scheme			
	(i)	12A01	ICDS Blocks Operational (Cumulative) {Number}	387	387	100
14			Functional Anganwadis			
	(i)	12B01	Anganwadis Functional (Cumulative) {Number}	87,004	86,164	99
15			No. of Urban poor families assisted under Seven Point Charter			
	(i)	14A01	Poor Families Assisted {Number}	60,000	3,96,184	660
16			Afforestation (Public and Forest Lands)			
	(i)	15A01	Area Covered under Plantation {Hectares}	3,12,000	4,07,700	131
	(ii)	15A02	Seedlings planted {Number}	20,28,00,000	30,99,00,000	153
17			Rural Roads - PMGSY			
	(i)	17A01	Length of Road Constructed {Kilometer}	1,189	1,172	99
18			Energising pump sets			
	(i)	18D01	Pumps sets energized {Number}	50,000	1,48,798	298
19			Supply of Electricity			
	(i)	18E02	Electricity supplied {Million Units}	91,730	85,149	93

Note:

* - Target Not Received.

** - Non-Targetable.

1 Very Good(90% or above of targets)

01B01, 01E02, 05B02, 05D02, 06A01, 06B01, 07A03, 07A04, 10A01, 12A01, 12B01, 14A01, 15A01, 15A02, 17A01, 18D01, 18E02

2 Good(Between 80% to 90% targets)

05A02

ARUNACHAL PRADESH

Sl. No.	Sub.Sl. No.	Item Code	Item/Parameter Name {Units}	Target April,2011-March,2012	Achievement April,2011-March,2012	Percent Achievement
(1)	(2)	(3)	(4)	(5)	(6)	(6)/(5)
1			Employment generation under the NREG Scheme			
	(i)	01A01	No. of job cards issued {Number}	**	14,160	
	(ii)	01A02	Employment generated {Number}	**	0	
	(iii)	01A03	Wages given {Rupees}	**	0	
2			Swaranjayanti Gram Swarojgar Yojana			
	(i)	01B01	Individual Swarozgaries Assisted {Number}	271	333	123
	(ii)	01B02	Individual SC Swarozgaries Assisted {Number}	**	0	
	(iii)	01B03	Individual ST Swarozgaries Assisted {Number}	**	0	
	(iv)	01B04	Individual Women Swarozgaries Assisted {Number}	**	0	
	(v)	01B05	Individual Disabled Swarozgaries Assisted {Number}	**	0	
3			Self Help Groups (SHG)			
	(i)	01E01	Formed under SGSY {Number}	**	12	
	(ii)	01E02	To whom income generating activities provided {Number}	494	7	1
4			Distribution of waste land to the landless			
	(i)	03E01	Total Land Distributed {Hectare}	**	0	
	(ii)	03E02	Land Distributed to SC {Hectare}	**	0	
	(iii)	03E03	Land Distributed to ST {Hectare}	**	0	
	(iv)	03E04	Land Distributed to Others {Hectare}	**	0	
5			Minimum Wages Enforcement (including Farm Labour)			
	(i)	04B01	Agriculture and Farm Workers: Inspections made {Number}	**	0	
	(ii)	04B02	Agriculture and Farm Workers: Irregularities detected {Number}	**	0	
	(iii)	04B03	Agriculture and Farm Workers: Irregularities rectified {Number}	**	0	
	(iv)	04B04	Agriculture and Farm Workers: Claims filed {Number}	**	0	
	(v)	04B05	Agriculture and Farm Workers: Claims settled {Number}	**	0	
	(vi)	04B06	Agriculture and Farm Workers: Prosecution cases Pending {Number}	**	0	
	(vii)	04B07	Agriculture and Farm Workers: Prosecution cases filed {Number}	**	0	
	(viii)	04B08	Agriculture and Farm Workers: Prosecution cases decided {Number}	**	0	
	(ix)	04B10	Agriculture and Farm Workers: Others {Number}	**	0	
6			Food Security:			
			Food security-Targeted Public Distribution system (APL+BPL+AAAY)			
	(i)	05A02	Off take {Tonnes}	1,01,556	83,589	82
			Food security-Targeted Public Distribution system (only AAY)			
	(ii)	05B02	Off take {Tonnes}	15,972	13,687	86
			Food Security - Targeted Public Distribution System (Only BPL)			
	(iii)	05D02	Off take {Tonnes}	25,524	22,214	87
7			Rural Housing - Indira Awaas Yojana			
	(i)	06A01	Houses constructed {Number}	7,548	1,163	15
8			EWS/LIG Houses in Urban Areas			
	(i)	06B01	Houses constructed {Number}	250	0	0
9			Rural Areas: National Rural Drinking Water Programme (NRDWP)			
	(i)	07A03	Habitations covered (Partially covered & Slipped back) {Number}	300	415	138

ARUNACHAL PRADESH

Sl. No.	Sub.Sl. No.	Item Code	Item/Parameter Name {Units}	Target April,2011-March,2012	Achievement April,2011-March,2012	Percent Achievement
(1)	(2)	(3)	(4)	(5)	(6)	(6)/(5)
10			Sanitation Programme in Rural Areas			
	(i)	08D01	Individual Household latrines constructed {Number}	**	27,781	
11			Institutional Delivery			
	(i)	08E01	Delivery in institutions {Number}	**	454	
12			Universalization of ICDS Scheme			
	(i)	12A01	ICDS Blocks Operational (Cumulative) {Number}	96	93	97
13			Functional Anganwadis			
	(i)	12B01	Anganwadis Functional (Cumulative) {Number}	6,117	6,028	99
14			No. of Urban poor families assisted under Seven Point Charter			
	(i)	14A01	Poor Families Assisted {Number}	375	0	0
15			Afforestation (Public and Forest Lands)			
	(i)	15A01	Area Covered under Plantation {Hectares}	6,500	10,817	166
	(ii)	15A02	Seedlings planted {Number}	42,25,000	2,25,528	5
16			Rural Roads - PMGSY			
	(i)	17A01	Length of Road Constructed {Kilometer}	196	419	214
17			Rajiv Gandhi Grameen Vidyutikaran Yojana			
	(i)	18B01	Villages electrified {Number}	1,450	1,325	91
18			Supply of Electricity			
	(i)	18E02	Electricity supplied {Million Units}	600	553	92

Note:

* - Target Not Received.

** - Non-Targetable.

1 Very Good(90% or above of targets)

01B01, 07A03, 12A01, 12B01, 15A01, 17A01, 18B01, 18E02

2 Good(Between 80% to 90% targets)

05A02, 05B02, 05D02

3 Poor(Below 80% of targets)

01E02, 06A01, 06B01, 14A01, 15A02

ASSAM

Sl. No.	Sub.Sl. No.	Item Code	Item/Parameter Name {Units}	Target April,2011-March,2012	Achievement April,2011-March,2012	Percent Achievement
(1)	(2)	(3)	(4)	(5)	(6)	(6)/(5)
1			Employment generation under the NREG Scheme			
	(i)	01A01	No. of job cards issued {Number}	**	1,43,726	
	(ii)	01A02	Employment generated {Number}	**	3,53,31,000	
	(iii)	01A03	Wages given {Rupees}	**	4,61,08,12,000	
2			Swaranjayanti Gram Swarojgar Yojana			
	(i)	01B01	Individual Swarozgaris Assisted {Number}	7,038	8,075	115
	(ii)	01B02	Individual SC Swarozgaris Assisted {Number}	**	1,186	
	(iii)	01B03	Individual ST Swarozgaris Assisted {Number}	**	1,334	
	(iv)	01B04	Individual Women Swarozgaris Assisted {Number}	**	2,748	
	(v)	01B05	Individual Disabled Swarozgaris Assisted {Number}	**	470	
3			Self Help Groups (SHG)			
	(i)	01E01	Formed under SGSY {Number}	**	24,218	
	(ii)	01E02	To whom income generating activities provided {Number}	12,838	12,445	97
4			Distribution of waste land to the landless			
	(i)	03E01	Total Land Distributed {Hectare}	**	0	
	(ii)	03E02	Land Distributed to SC {Hectare}	**	0	
	(iii)	03E03	Land Distributed to ST {Hectare}	**	0	
	(iv)	03E04	Land Distributed to Others {Hectare}	**	0	
5			Minimum Wages Enforcement (including Farm Labour)			
	(i)	04B01	Agriculture and Farm Workers: Inspections made {Number}	**	0	
	(ii)	04B02	Agriculture and Farm Workers: Irregularities detected {Number}	**	0	
	(iii)	04B03	Agriculture and Farm Workers: Irregularities rectified {Number}	**	0	
	(iv)	04B04	Agriculture and Farm Workers: Claims filed {Number}	**	0	
	(v)	04B05	Agriculture and Farm Workers: Claims settled {Number}	**	0	
	(vi)	04B06	Agriculture and Farm Workers: Prosecution cases Pending {Number}	**	0	
	(vii)	04B07	Agriculture and Farm Workers: Prosecution cases filed {Number}	**	0	
	(viii)	04B08	Agriculture and Farm Workers: Prosecution cases decided {Number}	**	0	
	(ix)	04B10	Agriculture and Farm Workers: Others {Number}	**	0	
6			Food Security:			
			Food security-Targeted Public Distribution system (APL+BPL+AAAY)			
	(i)	05A02	Off take {Tonnes}	18,06,756	16,62,751	92
			Food security-Targeted Public Distribution system (only AAAY)			
	(ii)	05B02	Off take {Tonnes}	2,95,692	2,93,832	99
			Food Security - Targeted Public Distribution System (Only BPL)			
	(iii)	05D02	Off take {Tonnes}	4,75,224	4,71,582	99
7			Rural Housing - Indira Awaas Yojana			
	(i)	06A01	Houses constructed {Number}	1,66,913	1,43,770	86
8			EWS/LIG Houses in Urban Areas			
	(i)	06B01	Houses constructed {Number}	4,000	254	6
9			Rural Areas: National Rural Drinking Water Programme (NRDWP)			
	(i)	07A03	Habitations covered (Partially covered & Slipped back) {Number}	2,915	3,148	108
	(ii)	07A04	Coverage of water quality affected habitations {Number}	3,158	3,453	109

ASSAM

Sl. No.	Sub.Sl. No.	Item Code	Item/Parameter Name {Units}	Target April,2011-March,2012	Achievement April,2011-March,2012	Percent Achievement
(1)	(2)	(3)	(4)	(5)	(6)	(6)/(5)
10			Sanitation Programme in Rural Areas			
	(i)	08D01	Individual Household latrines constructed {Number}	**	5,10,243	
11			Institutional Delivery			
	(i)	08E01	Delivery in institutions {Number}	**	0	
12			SC Families Assisted			
	(i)	10A01	SC Families Assisted {Number}	44,000	1,11,705	254
13			Universalization of ICDS Scheme			
	(i)	12A01	ICDS Blocks Operational (Cumulative) {Number}	231	231	100
14			Functional Anganwadis			
	(i)	12B01	Anganwadis Functional (Cumulative) {Number}	58,572	56,681	97
15			No. of Urban poor families assisted under Seven Point Charter			
	(i)	14A01	Poor Families Assisted {Number}	6,000	1,445	24
16			Afforestation (Public and Forest Lands)			
	(i)	15A01	Area Covered under Plantation {Hectares}	9,500	43	0
	(ii)	15A02	Seedlings planted {Number}	61,75,000	44,39,500	72
17			Rural Roads - PMGSY			
	(i)	17A01	Length of Road Constructed {Kilometer}	1,224	2,138	175
18			Rajiv Gandhi Grameen Vidyutikaran Yojana			
	(i)	18B01	Villages electrified {Number}	2,062	1,515	73
19			Supply of Electricity			
	(i)	18E02	Electricity supplied {Million Units}	6,034	5,696	94

Note:

* - Target Not Received.

** - Non-Targetable.

1 Very Good(90% or above of targets)

01B01, 01E02, 05A02, 05B02, 05D02, 07A03, 07A04, 10A01, 12A01, 12B01, 17A01, 18E02

2 Good(Between 80% to 90% targets)

06A01

3 Poor(Below 80% of targets)

06B01, 14A01, 15A01, 15A02, 18B01

BIHAR

Sl. No.	Sub.Sl. No.	Item Code	Item/Parameter Name {Units}	Target April,2011-March,2012	Achievement April,2011-March,2012	Percent Achievement
(1)	(2)	(3)	(4)	(5)	(6)	(6)/(5)
1		Employment generation under the NREG Scheme				
	(i)	01A01	No. of job cards issued {Number}	**	3,36,656	
	(ii)	01A02	Employment generated {Number}	**	8,66,38,000	
	(iii)	01A03	Wages given {Rupees}	**	10,15,33,89,000	
2		Swaranjayanti Gram Swarozgar Yojana				
	(i)	01B01	Individual Swarozgaries Assisted {Number}	13,075	8,698	67
	(ii)	01B02	Individual SC Swarozgaries Assisted {Number}	**	3,312	
	(iii)	01B03	Individual ST Swarozgaries Assisted {Number}	**	83	
	(iv)	01B04	Individual Women Swarozgaries Assisted {Number}	**	2,122	
	(v)	01B05	Individual Disabled Swarozgaries Assisted {Number}	**	435	
3		Self Help Groups (SHG)				
	(i)	01E01	Formed under SGSY {Number}	**	12,017	
	(ii)	01E02	To whom income generating activities provided {Number}	23,849	19,149	80
4		Distribution of waste land to the landless				
	(i)	03E01	Total Land Distributed {Hectare}	**	291	
	(ii)	03E02	Land Distributed to SC {Hectare}	**	264	
	(iii)	03E03	Land Distributed to ST {Hectare}	**	3	
	(iv)	03E04	Land Distributed to Others {Hectare}	**	24	
5		Minimum Wages Enforcement (including Farm Labour)				
	(i)	04B01	Agriculture and Farm Workers: Inspections made {Number}	**	13,742	
	(ii)	04B02	Agriculture and Farm Workers: Irregularities detected {Number}	**	2,736	
	(iii)	04B03	Agriculture and Farm Workers: Irregularities rectified {Number}	**	2,767	
	(iv)	04B04	Agriculture and Farm Workers: Claims filed {Number}	**	822	
	(v)	04B05	Agriculture and Farm Workers: Claims settled {Number}	**	883	
	(vi)	04B06	Agriculture and Farm Workers: Prosecution cases Pending {Number}	**	401	
	(vii)	04B07	Agriculture and Farm Workers: Prosecution cases filed {Number}	**	0	
	(viii)	04B08	Agriculture and Farm Workers: Prosecution cases decided {Number}	**	0	
	(ix)	04B10	Agriculture and Farm Workers: Others {Number}	**	0	
6		Food Security:				
		Food security-Targeted Public Distribution system (APL+BPL+AAY)				
	(i)	05A02	Off take {Tonnes}	36,50,312	27,57,350	76
		Food security-Targeted Public Distribution system (only AAY)				
	(ii)	05B02	Off take {Tonnes}	10,50,420	9,50,358	90
		Food Security - Targeted Public Distribution System (Only BPL)				
	(iii)	05D02	Off take {Tonnes}	16,89,372	14,74,024	87
7		Rural Housing - Indira Awaas Yojana				
	(i)	06A01	Houses constructed {Number}	7,37,486	4,95,536	67
8		EWS/LIG Houses in Urban Areas				
	(i)	06B01	Houses constructed {Number}	8,000	2,631	33
9		Rural Areas: National Rural Drinking Water Programme (NRDWP)				
	(i)	07A03	Habitations covered (Partially covered & Slipped back) {Number}	9,435	7,268	77
	(ii)	07A04	Coverage of water quality affected habitations {Number}	6,375	3,729	58

BIHAR

Sl. No.	Sub.Sl. No.	Item Code	Item/Parameter Name {Units}	Target April,2011-March,2012	Achievement April,2011-March,2012	Percent Achievement
(1)	(2)	(3)	(4)	(5)	(6)	(6)/(5)
10			Sanitation Programme in Rural Areas			
	(i)	08D01	Individual Household latrines constructed {Number}	**	8,39,927	
11			Institutional Delivery			
	(i)	08E01	Delivery in institutions {Number}	**	14,31,960	
12			SC Families Assisted			
	(i)	10A01	SC Families Assisted {Number}	2,55,000	12,49,294	490
13			Universalization of ICDS Scheme			
	(i)	12A01	ICDS Blocks Operational (Cumulative) {Number}	545	544	100
14			Functional Anganwadis			
	(i)	12B01	Anganwadis Functional (Cumulative) {Number}	85,502	80,211	94
15			No. of Urban poor families assisted under Seven Point Charter			
	(i)	14A01	Poor Families Assisted {Number}	12,000	0	0
16			Afforestation (Public and Forest Lands)			
	(i)	15A01	Area Covered under Plantation {Hectares}	25,000	22,796	91
	(ii)	15A02	Seedlings planted {Number}	1,62,50,000	1,48,17,000	91
17			Rural Roads - PMGSY			
	(i)	17A01	Length of Road Constructed {Kilometer}	6,000	7,036	117
18			Rajiv Gandhi Grameen Vidyutikaran Yojana			
	(i)	18B01	Villages electrified {Number}	2,230	1,048	47
19			Energising pump sets			
	(i)	18D01	Pumps sets energized {Number}	2,764	2,173	79
20			Supply of Electricity			
	(i)	18E02	Electricity supplied {Million Units}	14,311	11,260	79

Note:

* - Target Not Received.

** - Non-Targetable.

1 Very Good(90% or above of targets)

05B02, 10A01, 12A01, 12B01, 15A01, 15A02, 17A01

2 Good(Between 80% to 90% targets)

01E02, 05D02

3 Poor(Below 80% of targets)

01B01, 05A02, 06A01, 06B01, 07A03, 07A04, 14A01, 18B01, 18D01, 18E02

CHHATISGARH

Sl. No.	Sub.Sl. No.	Item Code	Item/Parameter Name {Units}	Target April,2011-March,2012	Achievement April,2011-March,2012	Percent Achievement
(1)	(2)	(3)	(4)	(5)	(6)	(6)/(5)
1			Employment generation under the NREG Scheme			
	(i)	01A01	No. of job cards issued {Number}	**	3,04,096	
	(ii)	01A02	Employment generated {Number}	**	12,00,26,000	
	(iii)	01A03	Wages given {Rupees}	**	14,62,86,16,000	
2			Swaranjayanti Gram Swarojgar Yojana			
	(i)	01B01	Individual Swarozgaris Assisted {Number}	2,905	11,744	404
	(ii)	01B02	Individual SC Swarozgaris Assisted {Number}	**	1,911	
	(iii)	01B03	Individual ST Swarozgaris Assisted {Number}	**	4,929	
	(iv)	01B04	Individual Women Swarozgaris Assisted {Number}	**	1,133	
	(v)	01B05	Individual Disabled Swarozgaris Assisted {Number}	**	148	
3			Self Help Groups (SHG)			
	(i)	01E01	Formed under SGSY {Number}	**	3,031	
	(ii)	01E02	To whom income generating activities provided {Number}	5,298	4,389	83
4			Distribution of waste land to the landless			
	(i)	03E01	Total Land Distributed {Hectare}	**	0	
	(ii)	03E02	Land Distributed to SC {Hectare}	**	0	
	(iii)	03E03	Land Distributed to ST {Hectare}	**	0	
	(iv)	03E04	Land Distributed to Others {Hectare}	**	0	
5			Minimum Wages Enforcement (including Farm Labour)			
	(i)	04B01	Agriculture and Farm Workers: Inspections made {Number}	**	0	
	(ii)	04B02	Agriculture and Farm Workers: Irregularities detected {Number}	**	0	
	(iii)	04B03	Agriculture and Farm Workers: Irregularities rectified {Number}	**	0	
	(iv)	04B04	Agriculture and Farm Workers: Claims filed {Number}	**	0	
	(v)	04B05	Agriculture and Farm Workers: Claims settled {Number}	**	0	
	(vi)	04B06	Agriculture and Farm Workers: Prosecution cases Pending {Number}	**	0	
	(vii)	04B07	Agriculture and Farm Workers: Prosecution cases filed {Number}	**	0	
	(viii)	04B08	Agriculture and Farm Workers: Prosecution cases decided {Number}	**	0	
	(ix)	04B10	Agriculture and Farm Workers: Others {Number}	**	0	
6			Food Security:			
			Food security-Targeted Public Distribution system (APL+BPL+AAAY)			
	(i)	05A02	Off take {Tonnes}	12,18,752	10,85,194	89
			Food security-Targeted Public Distribution system (only AAAY)			
	(ii)	05B02	Off take {Tonnes}	3,01,944	2,91,602	97
			Food Security - Targeted Public Distribution System (Only BPL)			
	(iii)	05D02	Off take {Tonnes}	4,85,688	4,82,916	99
7			Rural Housing - Indira Awaas Yojana			
	(i)	06A01	Houses constructed {Number}	37,466	43,010	115
8			EWS/LIG Houses in Urban Areas			
	(i)	06B01	Houses constructed {Number}	12,500	2,254	18
9			Rural Areas: National Rural Drinking Water Programme (NRDWP)			
	(i)	07A03	Habitations covered (Partially covered & Slipped back) {Number}	5,126	6,367	124
	(ii)	07A04	Coverage of water quality affected habitations {Number}	3,283	1,510	46

CHHATISGARH

Sl. No.	Sub.Sl. No.	Item Code	Item/Parameter Name {Units}	Target April,2011-March,2012	Achievement April,2011-March,2012	Percent Achievement
(1)	(2)	(3)	(4)	(5)	(6)	(6)/(5)
10			Sanitation Programme in Rural Areas			
	(i)	08D01	Individual Household latrines constructed {Number}	**	82,496	
11			Institutional Delivery			
	(i)	08E01	Delivery in institutions {Number}	**	3,16,414	
12			SC Families Assisted			
	(i)	10A01	SC Families Assisted {Number}	3,75,000	6,03,028	161
13			Universalization of ICDS Scheme			
	(i)	12A01	ICDS Blocks Operational (Cumulative) {Number}	198	163	82
14			Functional Anganwadis			
	(i)	12B01	Anganwadis Functional (Cumulative) {Number}	50,501	47,124	93
15			No. of Urban poor families assisted under Seven Point Charter			
	(i)	14A01	Poor Families Assisted {Number}	18,750	0	0
16			Afforestation (Public and Forest Lands)			
	(i)	15A01	Area Covered under Plantation {Hectares}	78,000	50,412	65
	(ii)	15A02	Seedlings planted {Number}	5,07,00,000	4,00,71,000	79
17			Rural Roads - PMGSY			
	(i)	17A01	Length of Road Constructed {Kilometer}	1,500	1,054	70
18			Rajiv Gandhi Grameen Vidyutikaran Yojana			
	(i)	18B01	Villages electrified {Number}	901	682	76
19			Energising pump sets			
	(i)	18D01	Pumps sets energized {Number}	20,000	22,677	113
20			Supply of Electricity			
	(i)	18E02	Electricity supplied {Million Units}	15,013	14,615	97

Note:

* - Target Not Received.

** - Non-Targetable.

1 Very Good(90% or above of targets)

01B01, 05B02, 05D02, 06A01, 07A03, 10A01, 12B01, 18D01, 18E02

2 Good(Between 80% to 90% targets)

01E02, 05A02, 12A01

3 Poor(Below 80% of targets)

06B01, 07A04, 14A01, 15A01, 15A02, 17A01, 18B01

DELHI

Sl. No.	Sub.Sl. No.	Item Code	Item/Parameter Name {Units}	Target April,2011-March,2012	Achievement April,2011-March,2012	Percent Achievement
(1)	(2)	(3)	(4)	(5)	(6)	(6)/(5)
1			Employment generation under the NREG Scheme			
	(i)	01A01	No. of job cards issued {Number}	**	0	
	(ii)	01A02	Employment generated {Number}	**	0	
	(iii)	01A03	Wages given {Rupees}	**	0	
2			Self Help Groups (SHG)			
	(i)	01E01	Formed under SGSY {Number}	**	0	
3			Distribution of waste land to the landless			
	(i)	03E01	Total Land Distributed {Hectare}	**	0	
	(ii)	03E02	Land Distributed to SC {Hectare}	**	0	
	(iii)	03E03	Land Distributed to ST {Hectare}	**	0	
	(iv)	03E04	Land Distributed to Others {Hectare}	**	0	
4			Minimum Wages Enforcement (including Farm Labour)			
	(i)	04B01	Agriculture and Farm Workers: Inspections made {Number}	**	0	
	(ii)	04B02	Agriculture and Farm Workers: Irregularities detected {Number}	**	0	
	(iii)	04B03	Agriculture and Farm Workers: Irregularities rectified {Number}	**	0	
	(iv)	04B04	Agriculture and Farm Workers: Claims filed {Number}	**	0	
	(v)	04B05	Agriculture and Farm Workers: Claims settled {Number}	**	0	
	(vi)	04B06	Agriculture and Farm Workers: Prosecution cases Pending {Number}	**	0	
	(vii)	04B07	Agriculture and Farm Workers: Prosecution cases filed {Number}	**	0	
	(viii)	04B08	Agriculture and Farm Workers: Prosecution cases decided {Number}	**	0	
	(ix)	04B10	Agriculture and Farm Workers: Others {Number}	**	0	
5			Food Security:			
			Food security-Targeted Public Distribution system (APL+BPL+AAAY)			
	(i)	05A02	Off take {Tonnes}	5,97,858	5,45,295	91
			Food security-Targeted Public Distribution system (only AAY)			
	(ii)	05B02	Off take {Tonnes}	63,084	40,467	64
			Food Security - Targeted Public Distribution System (Only BPL)			
	(iii)	05D02	Off take {Tonnes}	1,08,696	1,03,716	95
6			EWS/LIG Houses in Urban Areas			
	(i)	06B01	Houses constructed {Number}	20,000	225	1
7			Sanitation Programme in Rural Areas			
	(i)	08D01	Individual Household latrines constructed {Number}	**	0	
8			Institutional Delivery			
	(i)	08E01	Delivery in institutions {Number}	**	2,77,805	

DELHI

Sl. No.	Sub.Sl. No.	Item Code	Item/Parameter Name {Units}	Target April,2011-March,2012	Achievement April,2011-March,2012	Percent Achievement
(1)	(2)	(3)	(4)	(5)	(6)	(6)/(5)
9			SC Families Assisted			
	(i)	10A01	SC Families Assisted {Number}	5,000	2,001	40
10			Universalization of ICDS Scheme			
	(i)	12A01	ICDS Blocks Operational (Cumulative) {Number}	79	94	119
11			Functional Anganwadis			
	(i)	12B01	Anganwadis Functional (Cumulative) {Number}	8,651	10,577	122
12			No. of Urban poor families assisted under Seven Point Charter			
	(i)	14A01	Poor Families Assisted {Number}	30,000	0	0
13			Afforestation (Public and Forest Lands)			
	(i)	15A01	Area Covered under Plantation {Hectares}	105	1,239	1,180
	(ii)	15A02	Seedlings planted {Number}	68,000	9,56,893	1,407
14			Supply of Electricity			
	(i)	18E02	Electricity supplied {Million Units}	26,751	26,674	100

Note:

* - Target Not Received.

** - Non-Targetable.

1 Very Good(90% or above of targets)

05A02, 05D02, 12A01, 12B01, 15A01, 15A02, 18E02

2 Poor(Below 80% of targets)

05B02, 06B01, 10A01, 14A01

GOA

Sl. No.	Sub.Sl. No.	Item Code	Item/Parameter Name {Units}	Target April,2011-March,2012	Achievement April,2011-March,2012	Percent Achievement
(1)	(2)	(3)	(4)	(5)	(6)	(6)/(5)
1			Employment generation under the NREG Scheme			
	(i)	01A01	No. of job cards issued {Number}	**	5,391	
	(ii)	01A02	Employment generated {Number}	**	2,75,763	
	(iii)	01A03	Wages given {Rupees}	**	4,34,27,000	
2			Swaranjayanti Gram Swarozgar Yojana			
	(i)	01B01	Individual Swarozgaries Assisted {Number}	82	35	43
	(ii)	01B02	Individual SC Swarozgaries Assisted {Number}	**	8	
	(iii)	01B03	Individual ST Swarozgaries Assisted {Number}	**	11	
	(iv)	01B04	Individual Women Swarozgaries Assisted {Number}	**	15	
	(v)	01B05	Individual Disabled Swarozgaries Assisted {Number}	**	1	
3			Self Help Groups (SHG)			
	(i)	01E01	Formed under SGSY {Number}	**	58	
	(ii)	01E02	To whom income generating activities provided {Number}	155	46	30
4			Distribution of waste land to the landless			
	(i)	03E01	Total Land Distributed {Hectare}	**	0	
	(ii)	03E02	Land Distributed to SC {Hectare}	**	0	
	(iii)	03E03	Land Distributed to ST {Hectare}	**	0	
	(iv)	03E04	Land Distributed to Others {Hectare}	**	0	
5			Minimum Wages Enforcement (including Farm Labour)			
	(i)	04B01	Agriculture and Farm Workers: Inspections made {Number}	**	898	
	(ii)	04B02	Agriculture and Farm Workers: Irregularities detected {Number}	**	12	
	(iii)	04B03	Agriculture and Farm Workers: Irregularities rectified {Number}	**	6	
	(iv)	04B04	Agriculture and Farm Workers: Claims filed {Number}	**	1	
	(v)	04B05	Agriculture and Farm Workers: Claims settled {Number}	**	0	
	(vi)	04B06	Agriculture and Farm Workers: Prosecution cases Pending {Number}	**	0	
	(vii)	04B07	Agriculture and Farm Workers: Prosecution cases filed {Number}	**	4	
	(viii)	04B08	Agriculture and Farm Workers: Prosecution cases decided {Number}	**	0	
	(ix)	04B10	Agriculture and Farm Workers: Others {Number}	**	0	
6			Food Security:			
			Food security-Targeted Public Distribution system (APL+BPL+AAAY)			
	(i)	05A02	Off take {Tonnes}	60,316	60,421	100
			Food security-Targeted Public Distribution system (only AAY)			
	(ii)	05B02	Off take {Tonnes}	6,108	6,160	101
			Food Security - Targeted Public Distribution System (Only BPL)			
	(iii)	05D02	Off take {Tonnes}	5,532	5,363	97
7			Rural Housing - Indira Awaas Yojana			
	(i)	06A01	Houses constructed {Number}	1,547	1,061	69
8			Sanitation Programme in Rural Areas			
	(i)	08D01	Individual Household latrines constructed {Number}	**	715	
9			Institutional Delivery			
	(i)	08E01	Delivery in institutions {Number}	**	21,317	

GOA

Sl. No.	Sub.Sl. No.	Item Code	Item/Parameter Name {Units}	Target April,2011-March,2012	Achievement April,2011-March,2012	Percent Achievement
(1)	(2)	(3)	(4)	(5)	(6)	(6)/(5)
10			SC Families Assisted			
	(i)	10A01	SC Families Assisted {Number}	550	228	41
11			Universalization of ICDS Scheme			
	(i)	12A01	ICDS Blocks Operational (Cumulative) {Number}	11	11	100
12			Functional Anganwadis			
	(i)	12B01	Anganwadis Functional (Cumulative) {Number}	1,260	1,262	100
13			Afforestation (Public and Forest Lands)			
	(i)	15A01	Area Covered under Plantation {Hectares}	500	465	93
	(ii)	15A02	Seedlings planted {Number}	3,25,000	6,83,000	210
14			Energising pump sets			
	(i)	18D01	Pumps sets energized {Number}	100	116	116
15			Supply of Electricity			
	(i)	18E02	Electricity supplied {Million Units}	3,024	2,981	99

Note:

* - Target Not Received.

** - Non-Targetable.

1 Very Good(90% or above of targets)

05A02, 05B02, 05D02, 12A01, 12B01, 15A01, 15A02, 18D01, 18E02

2 Poor(Below 80% of targets)

01B01, 01E02, 06A01, 10A01

GUJARAT

Sl. No.	Sub.Sl. No.	Item Code	Item/Parameter Name {Units}	Target April,2011-March,2012	Achievement April,2011-March,2012	Percent Achievement
(1)	(2)	(3)	(4)	(5)	(6)	(6)/(5)
1		Employment generation under the NREG Scheme				
	(i)	01A01	No. of job cards issued {Number}	**	1,30,266	
	(ii)	01A02	Employment generated {Number}	**	3,11,11,000	
	(iii)	01A03	Wages given {Rupees}	**	3,50,58,96,000	
2		Swaranjayanti Gram Swarozgar Yojana				
	(i)	01B01	Individual Swarozgaries Assisted {Number}	2,069	12,428	601
	(ii)	01B02	Individual SC Swarozgaries Assisted {Number}	**	5,653	
	(iii)	01B03	Individual ST Swarozgaries Assisted {Number}	**	3,646	
	(iv)	01B04	Individual Women Swarozgaries Assisted {Number}	**	3,926	
	(v)	01B05	Individual Disabled Swarozgaries Assisted {Number}	**	130	
3		Self Help Groups (SHG)				
	(i)	01E01	Formed under SGSY {Number}	**	7,692	
	(ii)	01E02	To whom income generating activities provided {Number}	3,773	4,285	114
4		Distribution of waste land to the landless				
	(i)	03E01	Total Land Distributed {Hectare}	**	0	
	(ii)	03E02	Land Distributed to SC {Hectare}	**	0	
	(iii)	03E03	Land Distributed to ST {Hectare}	**	0	
	(iv)	03E04	Land Distributed to Others {Hectare}	**	0	
5		Minimum Wages Enforcement (including Farm Labour)				
	(i)	04B01	Agriculture and Farm Workers: Inspections made {Number}	**	46,750	
	(ii)	04B02	Agriculture and Farm Workers: Irregularities detected {Number}	**	3,160	
	(iii)	04B03	Agriculture and Farm Workers: Irregularities rectified {Number}	**	3,442	
	(iv)	04B04	Agriculture and Farm Workers: Claims filed {Number}	**	0	
	(v)	04B05	Agriculture and Farm Workers: Claims settled {Number}	**	0	
	(vi)	04B06	Agriculture and Farm Workers: Prosecution cases Pending {Number}	**	6,720	
	(vii)	04B07	Agriculture and Farm Workers: Prosecution cases filed {Number}	**	33	
	(viii)	04B08	Agriculture and Farm Workers: Prosecution cases decided {Number}	**	107	
	(ix)	04B10	Agriculture and Farm Workers: Others {Number}	**	0	
6		Food Security:				
		Food security-Targeted Public Distribution system (APL+BPL+AAY)				
	(i)	05A02	Off take {Tonnes}	20,18,738	12,42,799	62
		Food security-Targeted Public Distribution system (only AAY)				
	(ii)	05B02	Off take {Tonnes}	3,40,080	3,29,426	97
		Food Security - Targeted Public Distribution System (Only BPL)				
	(iii)	05D02	Off take {Tonnes}	5,50,368	5,02,909	91
7		Rural Housing - Indira Awaas Yojana				
	(i)	06A01	Houses constructed {Number}	1,23,168	1,12,010	91
8		EWS/LIG Houses in Urban Areas				
	(i)	06B01	Houses constructed {Number}	35,000	39,306	112

GUJARAT

Sl. No.	Sub.Sl. No.	Item Code	Item/Parameter Name {Units}	Target April,2011-March,2012	Achievement April,2011-March,2012	Percent Achievement
(1)	(2)	(3)	(4)	(5)	(6)	(6)/(5)
9			Rural Areas: National Rural Drinking Water Programme (NRDWP)			
	(i)	07A03	Habitations covered (Partially covered & Slipped back) {Number}	720	843	117
	(ii)	07A04	Coverage of water quality affected habitations {Number}	405	322	80
10			Sanitation Programme in Rural Areas			
	(i)	08D01	Individual Household latrines constructed {Number}	**	3,21,357	
11			Institutional Delivery			
	(i)	08E01	Delivery in institutions {Number}	**	11,32,691	
12			SC Families Assisted			
	(i)	10A01	SC Families Assisted {Number}	1,40,000	1,86,713	133
13			Universalization of ICDS Scheme			
	(i)	12A01	ICDS Blocks Operational (Cumulative) {Number}	336	336	100
14			Functional Anganwadis			
	(i)	12B01	Anganwadis Functional (Cumulative) {Number}	49,935	50,225	101
15			No. of Urban poor families assisted under Seven Point Charter			
	(i)	14A01	Poor Families Assisted {Number}	52,500	68,440	130
16			Afforestation (Public and Forest Lands)			
	(i)	15A01	Area Covered under Plantation {Hectares}	1,37,500	1,40,513	102
	(ii)	15A02	Seedlings planted {Number}	8,93,75,000	22,19,69,000	248
17			Rural Roads - PMGSY			
	(i)	17A01	Length of Road Constructed {Kilometer}	425	731	172
18			Energising pump sets			
	(i)	18D01	Pumps sets energized {Number}	25,000	29,898	120
19			Supply of Electricity			
	(i)	18E02	Electricity supplied {Million Units}	74,696	74,429	100

Note:

* - Target Not Received.

** - Non-Targetable.

1 Very Good(90% or above of targets)

01B01, 01E02, 05B02, 05D02, 06A01, 06B01, 07A03, 10A01, 12A01, 12B01, 14A01, 15A01, 15A02, 17A01, 18D01, 18E02

2 Good(Between 80% to 90% targets)

07A04

3 Poor(Below 80% of targets)

05A02

HARYANA

Sl. No.	Sub.Sl. No.	Item Code	Item/Parameter Name {Units}	Target April,2011-March,2012	Achievement April,2011-March,2012	Percent Achievement
(1)	(2)	(3)	(4)	(5)	(6)	(6)/(5)
1		Employment generation under the NREG Scheme				
	(i)	01A01	No. of job cards issued {Number}	**	97,292	
	(ii)	01A02	Employment generated {Number}	**	1,08,41,000	
	(iii)	01A03	Wages given {Rupees}	**	1,95,94,39,000	
2		Swaranjayanti Gram Swarojgar Yojana				
	(i)	01B01	Individual Swarozgaries Assisted {Number}	1,217	3,125	257
	(ii)	01B02	Individual SC Swarozgaries Assisted {Number}	**	1,625	
	(iii)	01B03	Individual ST Swarozgaries Assisted {Number}	**	0	
	(iv)	01B04	Individual Women Swarozgaries Assisted {Number}	**	1,595	
	(v)	01B05	Individual Disabled Swarozgaries Assisted {Number}	**	136	
3		Self Help Groups (SHG)				
	(i)	01E01	Formed under SGSY {Number}	**	2,163	
	(ii)	01E02	To whom income generating activities provided {Number}	2,221	2,074	93
4		Distribution of waste land to the landless				
	(i)	03E01	Total Land Distributed {Hectare}	**	0	
	(ii)	03E02	Land Distributed to SC {Hectare}	**	0	
	(iii)	03E03	Land Distributed to ST {Hectare}	**	0	
	(iv)	03E04	Land Distributed to Others {Hectare}	**	0	
5		Minimum Wages Enforcement (including Farm Labour)				
	(i)	04B01	Agriculture and Farm Workers: Inspections made {Number}	**	0	
	(ii)	04B02	Agriculture and Farm Workers: Irregularities detected {Number}	**	0	
	(iii)	04B03	Agriculture and Farm Workers: Irregularities rectified {Number}	**	0	
	(iv)	04B04	Agriculture and Farm Workers: Claims filed {Number}	**	0	
	(v)	04B05	Agriculture and Farm Workers: Claims settled {Number}	**	0	
	(vi)	04B06	Agriculture and Farm Workers: Prosecution cases Pending {Number}	**	0	
	(vii)	04B07	Agriculture and Farm Workers: Prosecution cases filed {Number}	**	0	
	(viii)	04B08	Agriculture and Farm Workers: Prosecution cases decided {Number}	**	0	
	(ix)	04B10	Agriculture and Farm Workers: Others {Number}	**	0	
6		Food Security:				
		Food security-Targeted Public Distribution system (APL+BPL+AAAY)				
	(i)	05A02	Off take {Tonnes}	7,32,422	5,86,431	80
		Food security-Targeted Public Distribution system (only AAY)				
	(ii)	05B02	Off take {Tonnes}	1,22,820	1,16,173	95
		Food Security - Targeted Public Distribution System (Only BPL)				
	(iii)	05D02	Off take {Tonnes}	2,08,572	2,23,970	107
7		Rural Housing - Indira Awaas Yojana				
	(i)	06A01	Houses constructed {Number}	17,293	17,764	103
8		EWS/LIG Houses in Urban Areas				
	(i)	06B01	Houses constructed {Number}	5,500	5,500	100
9		Rural Areas: National Rural Drinking Water Programme (NRDWP)				
	(i)	07A03	Habitations covered (Partially covered & Slipped back) {Number}	839	859	102
	(ii)	07A04	Coverage of water quality affected habitations {Number}	23	20	87

HARYANA

Sl. No.	Sub.Sl. No.	Item Code	Item/Parameter Name {Units}	Target April,2011-March,2012	Achievement April,2011-March,2012	Percent Achievement
(1)	(2)	(3)	(4)	(5)	(6)	(6)/(5)
10			Sanitation Programme in Rural Areas			
	(i)	08D01	Individual Household latrines constructed {Number}	**	1,03,913	
11			Institutional Delivery			
	(i)	08E01	Delivery in institutions {Number}	**	2,42,213	
12			SC Families Assisted			
	(i)	10A01	SC Families Assisted {Number}	88,500	94,120	106
13			Universalization of ICDS Scheme			
	(i)	12A01	ICDS Blocks Operational (Cumulative) {Number}	145	148	102
14			Functional Anganwadis			
	(i)	12B01	Anganwadis Functional (Cumulative) {Number}	23,247	25,223	109
15			No. of Urban poor families assisted under Seven Point Charter			
	(i)	14A01	Poor Families Assisted {Number}	8,250	2,896	35
16			Afforestation (Public and Forest Lands)			
	(i)	15A01	Area Covered under Plantation {Hectares}	24,000	64,401	268
	(ii)	15A02	Seedlings planted {Number}	1,56,00,000	5,01,39,000	321
17			Rural Roads - PMGSY			
	(i)	17A01	Length of Road Constructed {Kilometer}	292	188	64
18			Energising pump sets			
	(i)	18D01	Pumps sets energized {Number}	19,000	20,808	110
19			Supply of Electricity			
	(i)	18E02	Electricity supplied {Million Units}	36,874	35,541	96

Note:

* - Target Not Received.

** - Non-Targetable.

1 Very Good(90% or above of targets)

01B01, 01E02, 05B02, 05D02, 06A01, 06B01, 07A03, 10A01, 12A01, 12B01, 15A01, 15A02, 18D01, 18E02

2 Good(Between 80% to 90% targets)

05A02, 07A04

3 Poor(Below 80% of targets)

14A01, 17A01

HIMACHAL PRADESH

Sl. No.	Sub.Sl. No.	Item Code	Item/Parameter Name {Units}	Target April,2011-March,2012	Achievement April,2011-March,2012	Percent Achievement
(1)	(2)	(3)	(4)	(5)	(6)	(6)/(5)
1			Employment generation under the NREG Scheme			
	(i)	01A01	No. of job cards issued {Number}	**	71,486	
	(ii)	01A02	Employment generated {Number}	**	2,56,65,000	
	(iii)	01A03	Wages given {Rupees}	**	3,18,56,10,000	
2			Swaranjayanti Gram Swarozgar Yojana			
	(i)	01B01	Individual Swarozgaries Assisted {Number}	513	1,902	371
	(ii)	01B02	Individual SC Swarozgaries Assisted {Number}	**	803	
	(iii)	01B03	Individual ST Swarozgaries Assisted {Number}	**	242	
	(iv)	01B04	Individual Women Swarozgaries Assisted {Number}	**	432	
	(v)	01B05	Individual Disabled Swarozgaries Assisted {Number}	**	43	
3			Self Help Groups (SHG)			
	(i)	01E01	Formed under SGSY {Number}	**	867	
	(ii)	01E02	To whom income generating activities provided {Number}	935	1,078	115
4			Minimum Wages Enforcement (including Farm Labour)			
	(i)	04B01	Agriculture and Farm Workers: Inspections made {Number}	**	0	
	(ii)	04B02	Agriculture and Farm Workers: Irregularities detected {Number}	**	0	
	(iii)	04B03	Agriculture and Farm Workers: Irregularities rectified {Number}	**	0	
	(iv)	04B04	Agriculture and Farm Workers: Claims filed {Number}	**	0	
	(v)	04B05	Agriculture and Farm Workers: Claims settled {Number}	**	0	
	(vi)	04B06	Agriculture and Farm Workers: Prosecution cases Pending {Number}	**	0	
	(vii)	04B07	Agriculture and Farm Workers: Prosecution cases filed {Number}	**	0	
	(viii)	04B08	Agriculture and Farm Workers: Prosecution cases decided {Number}	**	0	
	(ix)	04B10	Agriculture and Farm Workers: Others {Number}	**	0	
5			Food Security:			
			Food security-Targeted Public Distribution system (APL+BPL+AAY)			
	(i)	05A02	Off take {Tonnes}	5,19,146	5,12,663	99
			Food security-Targeted Public Distribution system (only AAY)			
	(ii)	05B02	Off take {Tonnes}	82,740	81,365	98
			Food Security - Targeted Public Distribution System (Only BPL)			
	(iii)	05D02	Off take {Tonnes}	1,33,140	1,29,944	98
6			Rural Housing - Indira Awaas Yojana			
	(i)	06A01	Houses constructed {Number}	5,659	5,972	106
7			Rural Areas: National Rural Drinking Water Programme (NRDWP)			
	(i)	07A03	Habitations covered (Partially covered & Slipped back) {Number}	2,557	2,558	100
8			Sanitation Programme in Rural Areas			
	(i)	08D01	Individual Household latrines constructed {Number}	**	30,066	
9			Institutional Delivery			
	(i)	08E01	Delivery in institutions {Number}	**	71,581	

HIMACHAL PRADESH

Sl. No.	Sub.Sl. No.	Item Code	Item/Parameter Name {Units}	Target April,2011-March,2012	Achievement April,2011-March,2012	Percent Achievement
(1)	(2)	(3)	(4)	(5)	(6)	(6)/(5)
10			SC Families Assisted			
	(i)	10A01	SC Families Assisted {Number}	58,000	57,584	99
11			Universalization of ICDS Scheme			
	(i)	12A01	ICDS Blocks Operational (Cumulative) {Number}	78	78	100
12			Functional Anganwadis			
	(i)	12B01	Anganwadis Functional (Cumulative) {Number}	18,612	18,571	100
13			Afforestation (Public and Forest Lands)			
	(i)	15A01	Area Covered under Plantation {Hectares}	20,000	31,938	160
	(ii)	15A02	Seedlings planted {Number}	1,30,00,063	2,07,60,000	160
14			Rural Roads - PMGSY			
	(i)	17A01	Length of Road Constructed {Kilometer}	750	751	100
15			Rajiv Gandhi Grameen Vidyutikaran Yojana			
	(i)	18B01	Villages electrified {Number}	54	54	100
16			Energising pump sets			
	(i)	18D01	Pumps sets energized {Number}	760	1,651	217
17			Supply of Electricity			
	(i)	18E02	Electricity supplied {Million Units}	8,161	8,107	99

Note:

* - Target Not Received.

** - Non-Targetable.

1 Very Good(90% or above of targets)

01B01, 01E02, 05A02, 05B02, 05D02, 06A01, 07A03, 10A01, 12A01, 12B01, 15A01, 15A02, 17A01, 18B01, 18D01, 18E02

JAMMU AND KASHMIR

Sl. No.	Sub.Sl. No.	Item Code	Item/Parameter Name {Units}	Target April,2011-March,2012	Achievement April,2011-March,2012	Percent Achievement
(1)	(2)	(3)	(4)	(5)	(6)	(6)/(5)
1			Employment generation under the NREG Scheme			
	(i)	01A01	No. of job cards issued {Number}	**	1,97,716	
	(ii)	01A02	Employment generated {Number}	**	3,35,45,000	
	(iii)	01A03	Wages given {Rupees}	**	4,72,49,85,000	
2			Swaranjayanti Gram Swarojgar Yojana			
	(i)	01B01	Individual Swarozgaries Assisted {Number}	634	7,363	1,161
	(ii)	01B02	Individual SC Swarozgaries Assisted {Number}	**	800	
	(iii)	01B03	Individual ST Swarozgaries Assisted {Number}	**	759	
	(iv)	01B04	Individual Women Swarozgaries Assisted {Number}	**	1,331	
	(v)	01B05	Individual Disabled Swarozgaries Assisted {Number}	**	123	
3			Self Help Groups (SHG)			
	(i)	01E01	Formed under SGSY {Number}	**	1,362	
	(ii)	01E02	To whom income generating activities provided {Number}	1,157	436	38
4			Distribution of waste land to the landless			
	(i)	03E01	Total Land Distributed {Hectare}	**	0	
	(ii)	03E02	Land Distributed to SC {Hectare}	**	0	
	(iii)	03E03	Land Distributed to ST {Hectare}	**	0	
	(iv)	03E04	Land Distributed to Others {Hectare}	**	0	
5			Minimum Wages Enforcement (including Farm Labour)			
	(i)	04B01	Agriculture and Farm Workers: Inspections made {Number}	**	0	
	(ii)	04B02	Agriculture and Farm Workers: Irregularities detected {Number}	**	0	
	(iii)	04B03	Agriculture and Farm Workers: Irregularities rectified {Number}	**	0	
	(iv)	04B04	Agriculture and Farm Workers: Claims filed {Number}	**	0	
	(v)	04B05	Agriculture and Farm Workers: Claims settled {Number}	**	0	
	(vi)	04B06	Agriculture and Farm Workers: Prosecution cases Pending {Number}	**	0	
	(vii)	04B07	Agriculture and Farm Workers: Prosecution cases filed {Number}	**	0	
	(viii)	04B08	Agriculture and Farm Workers: Prosecution cases decided {Number}	**	0	
	(ix)	04B10	Agriculture and Farm Workers: Others {Number}	**	0	
6			Food Security:			
			Food security-Targeted Public Distribution system (APL+BPL+AAV)			
	(i)	05A02	Off take {Tonnes}	7,56,804	7,43,485	98
			Food security-Targeted Public Distribution system (only AAV)			
	(ii)	05B02	Off take {Tonnes}	1,07,388	1,07,652	100
			Food Security - Targeted Public Distribution System (Only BPL)			
	(iii)	05D02	Off take {Tonnes}	2,01,696	2,03,517	101
7			Rural Housing - Indira Awaas Yojana			
	(i)	06A01	Houses constructed {Number}	17,578	19,250	110
8			Rural Areas: National Rural Drinking Water Programme (NRDWP)			
	(i)	07A03	Habitations covered (Partially covered & Slipped back) {Number}	903	535	59
	(ii)	07A04	Coverage of water quality affected habitations {Number}	20	1	5
9			Sanitation Programme in Rural Areas			
	(i)	08D01	Individual Household latrines constructed {Number}	**	70,626	

JAMMU AND KASHMIR

Sl. No.	Sub.Sl. No.	Item Code	Item/Parameter Name {Units}	Target April,2011-March,2012	Achievement April,2011-March,2012	Percent Achievement
(1)	(2)	(3)	(4)	(5)	(6)	(6)/(5)
10			Institutional Delivery			
	(i)	08E01	Delivery in institutions {Number}	**	1,52,998	
11			SC Families Assisted			
	(i)	10A01	SC Families Assisted {Number}	1,100	79,386	7,217
12			Universalization of ICDS Scheme			
	(i)	12A01	ICDS Blocks Operational (Cumulative) {Number}	141	141	100
13			Functional Anganwadis			
	(i)	12B01	Anganwadis Functional (Cumulative) {Number}	27,046	28,437	105
14			Afforestation (Public and Forest Lands)			
	(i)	15A01	Area Covered under Plantation {Hectares}	28,000	10,466	37
	(ii)	15A02	Seedlings planted {Number}	1,82,00,000	75,47,334	41
15			Rural Roads - PMGSY			
	(i)	17A01	Length of Road Constructed {Kilometer}	750	799	107
16			Rajiv Gandhi Grameen Vidyutikaran Yojana			
	(i)	18B01	Villages electrified {Number}	136	52	38
17			Supply of Electricity			
	(i)	18E02	Electricity supplied {Million Units}	14,250	10,889	76

Note:

* - Target Not Received.

** - Non-Targetable.

1 Very Good(90% or above of targets)

01B01, 05A02, 05B02, 05D02, 06A01, 10A01, 12A01, 12B01, 17A01

2 Poor(Below 80% of targets)

01E02, 07A03, 07A04, 15A01, 15A02, 18B01, 18E02

JHARKHAND

Sl. No.	Sub.Sl. No.	Item Code	Item/Parameter Name {Units}	Target April,2011-March,2012	Achievement April,2011-March,2012	Percent Achievement
(1)	(2)	(3)	(4)	(5)	(6)	(6)/(5)
1			Employment generation under the NREG Scheme			
	(i)	01A01	No. of job cards issued {Number}	**	93,131	
	(ii)	01A02	Employment generated {Number}	**	6,11,16,267	
	(iii)	01A03	Wages given {Rupees}	**	7,51,50,07,123	
2			Swaranjayanti Gram Swarojgar Yojana			
	(i)	01B01	Individual Swarozgaries Assisted {Number}	4,930	13,935	283
	(ii)	01B02	Individual SC Swarozgaries Assisted {Number}	**	2,260	
	(iii)	01B03	Individual ST Swarozgaries Assisted {Number}	**	7,306	
	(iv)	01B04	Individual Women Swarozgaries Assisted {Number}	**	2,427	
	(v)	01B05	Individual Disabled Swarozgaries Assisted {Number}	**	45	
3			Self Help Groups (SHG)			
	(i)	01E01	Formed under SGSY {Number}	**	4,570	
	(ii)	01E02	To whom income generating activities provided {Number}	8,992	16,155	180
4			Distribution of waste land to the landless			
	(i)	03E01	Total Land Distributed {Hectare}	**	313	
	(ii)	03E02	Land Distributed to SC {Hectare}	**	39	
	(iii)	03E03	Land Distributed to ST {Hectare}	**	34	
	(iv)	03E04	Land Distributed to Others {Hectare}	**	30	
5			Minimum Wages Enforcement (including Farm Labour)			
	(i)	04B01	Agriculture and Farm Workers: Inspections made {Number}	**	5,220	
	(ii)	04B02	Agriculture and Farm Workers: Irregularities detected {Number}	**	522	
	(iii)	04B03	Agriculture and Farm Workers: Irregularities rectified {Number}	**	379	
	(iv)	04B04	Agriculture and Farm Workers: Claims filed {Number}	**	4,447	
	(v)	04B05	Agriculture and Farm Workers: Claims settled {Number}	**	30	
	(vi)	04B06	Agriculture and Farm Workers: Prosecution cases Pending {Number}	**	20	
	(vii)	04B07	Agriculture and Farm Workers: Prosecution cases filed {Number}	**	7	
	(viii)	04B08	Agriculture and Farm Workers: Prosecution cases decided {Number}	**	0	
	(ix)	04B10	Agriculture and Farm Workers: Others {Number}	**	0	
6			Food Security:			
			Food security-Targeted Public Distribution system (APL+BPL+AAAY)			
	(i)	05A02	Off take {Tonnes}	13,39,032	10,22,038	76
			Food security-Targeted Public Distribution system (only AAAY)			
	(ii)	05B02	Off take {Tonnes}	3,85,524	3,76,440	98
			Food Security - Targeted Public Distribution System (Only BPL)			
	(iii)	05D02	Off take {Tonnes}	6,19,968	5,91,889	95
7			Rural Housing - Indira Awaas Yojana			
	(i)	06A01	Houses constructed {Number}	63,477	1,15,415	182
8			EWS/LIG Houses in Urban Areas			
	(i)	06B01	Houses constructed {Number}	5,000	8,858	177
9			Rural Areas: National Rural Drinking Water Programme (NRDWP)			
	(i)	07A03	Habitations covered (Partially covered & Slipped back) {Number}	18,306	17,010	93
	(ii)	07A04	Coverage of water quality affected habitations {Number}	804	671	83

JHARKHAND

Sl. No.	Sub.Sl. No.	Item Code	Item/Parameter Name {Units}	Target April,2011-March,2012	Achievement April,2011-March,2012	Percent Achievement
(1)	(2)	(3)	(4)	(5)	(6)	(6)/(5)
10			Sanitation Programme in Rural Areas			
	(i)	08D01	Individual Household latrines constructed {Number}	**	53,479	
11			Institutional Delivery			
	(i)	08E01	Delivery in institutions {Number}	**	3,64,148	
12			SC Families Assisted			
	(i)	10A01	SC Families Assisted {Number}	5,50,000	7,35,934	134
13			Universalization of ICDS Scheme			
	(i)	12A01	ICDS Blocks Operational (Cumulative) {Number}	204	204	100
14			Functional Anganwadis			
	(i)	12B01	Anganwadis Functional (Cumulative) {Number}	38,236	38,310	100
15			No. of Urban poor families assisted under Seven Point Charter			
	(i)	14A01	Poor Families Assisted {Number}	7,500	4,483	60
16			Afforestation (Public and Forest Lands)			
	(i)	15A01	Area Covered under Plantation {Hectares}	30,000	34,214	114
	(ii)	15A02	Seedlings planted {Number}	1,95,00,000	1,84,19,430	94
17			Rural Roads - PMGSY			
	(i)	17A01	Length of Road Constructed {Kilometer}	1,005	1,412	140
18			Rajiv Gandhi Grameen Vidyutikaran Yojana			
	(i)	18B01	Villages electrified {Number}	2,141	724	34
19			Energising pump sets			
	(i)	18D01	Pumps sets energized {Number}	22,000	2,218	10
20			Supply of Electricity			
	(i)	18E02	Electricity supplied {Million Units}	6,280	6,030	96

Note:

* - Target Not Received.

** - Non-Targetable.

1 Very Good(90% or above of targets)

01B01, 01E02, 05B02, 05D02, 06A01, 06B01, 07A03, 10A01, 12A01, 12B01, 15A01, 15A02, 17A01, 18E02

2 Good(Between 80% to 90% targets)

07A04

3 Poor(Below 80% of targets)

05A02, 14A01, 18B01, 18D01

KARNATAKA

Sl. No.	Sub.Sl. No.	Item Code	Item/Parameter Name {Units}	Target April,2011-March,2012	Achievement April,2011-March,2012	Percent Achievement
(1)	(2)	(3)	(4)	(5)	(6)	(6)/(5)
1			Employment generation under the NREG Scheme			
	(i)	01A01	No. of job cards issued {Number}	**	4,22,968	
	(ii)	01A02	Employment generated {Number}	**	6,82,94,000	
	(iii)	01A03	Wages given {Rupees}	**	13,40,10,65,000	
2			Swaranjayanti Gram Swarojgar Yojana			
	(i)	01B01	Individual Swarozgaries Assisted {Number}	4,151	4,322	104
	(ii)	01B02	Individual SC Swarozgaries Assisted {Number}	**	839	
	(iii)	01B03	Individual ST Swarozgaries Assisted {Number}	**	266	
	(iv)	01B04	Individual Women Swarozgaries Assisted {Number}	**	51,195	
	(v)	01B05	Individual Disabled Swarozgaries Assisted {Number}	**	1,914	
3			Self Help Groups (SHG)			
	(i)	01E01	Formed under SGSY {Number}	**	10,150	
	(ii)	01E02	To whom income generating activities provided {Number}	7,571	8,160	108
4			Distribution of waste land to the landless			
	(i)	03E01	Total Land Distributed {Hectare}	**	0	
	(ii)	03E02	Land Distributed to SC {Hectare}	**	0	
	(iii)	03E03	Land Distributed to ST {Hectare}	**	0	
	(iv)	03E04	Land Distributed to Others {Hectare}	**	0	
5			Minimum Wages Enforcement (including Farm Labour)			
	(i)	04B01	Agriculture and Farm Workers: Inspections made {Number}	**	0	
	(ii)	04B02	Agriculture and Farm Workers: Irregularities detected {Number}	**	0	
	(iii)	04B03	Agriculture and Farm Workers: Irregularities rectified {Number}	**	0	
	(iv)	04B04	Agriculture and Farm Workers: Claims filed {Number}	**	0	
	(v)	04B05	Agriculture and Farm Workers: Claims settled {Number}	**	0	
	(vi)	04B06	Agriculture and Farm Workers: Prosecution cases Pending {Number}	**	0	
	(vii)	04B07	Agriculture and Farm Workers: Prosecution cases filed {Number}	**	0	
	(viii)	04B08	Agriculture and Farm Workers: Prosecution cases decided {Number}	**	0	
	(ix)	04B10	Agriculture and Farm Workers: Others {Number}	**	0	
6			Food Security:			
			Food security-Targeted Public Distribution system (APL+BPL+AAAY)			
	(i)	05A02	Off take {Tonnes}	23,86,646	22,34,612	94
			Food security-Targeted Public Distribution system (only AAY)			
	(ii)	05B02	Off take {Tonnes}	4,99,546	4,90,513	98
			Food Security - Targeted Public Distribution System (Only BPL)			
	(iii)	05D02	Off take {Tonnes}	8,14,730	7,87,186	97
7			Rural Housing - Indira Awaas Yojana			
	(i)	06A01	Houses constructed {Number}	96,760	26,769	28
8			EWS/LIG Houses in Urban Areas			
	(i)	06B01	Houses constructed {Number}	14,000	16,897	121
9			Rural Areas: National Rural Drinking Water Programme (NRDWP)			
	(i)	07A03	Habitations covered (Partially covered & Slipped back) {Number}	7,000	6,812	97
	(ii)	07A04	Coverage of water quality affected habitations {Number}	2,000	3,841	192

KARNATAKA

Sl. No.	Sub.Sl. No.	Item Code	Item/Parameter Name {Units}	Target April,2011-March,2012	Achievement April,2011-March,2012	Percent Achievement
(1)	(2)	(3)	(4)	(5)	(6)	(6)/(5)
10			Sanitation Programme in Rural Areas			
	(i)	08D01	Individual Household latrines constructed {Number}	**	4,14,782	
11			Institutional Delivery			
	(i)	08E01	Delivery in institutions {Number}	**	7,88,701	
12			SC Families Assisted			
	(i)	10A01	SC Families Assisted {Number}	5,00,000	5,89,226	118
13			Universalization of ICDS Scheme			
	(i)	12A01	ICDS Blocks Operational (Cumulative) {Number}	185	185	100
14			Functional Anganwadis			
	(i)	12B01	Anganwadis Functional (Cumulative) {Number}	63,371	63,377	100
15			No. of Urban poor families assisted under Seven Point Charter			
	(i)	14A01	Poor Families Assisted {Number}	21,000	12,826	61
16			Afforestation (Public and Forest Lands)			
	(i)	15A01	Area Covered under Plantation {Hectares}	1,00,000	66,091	66
	(ii)	15A02	Seedlings planted {Number}	6,50,00,000	5,98,95,000	92
17			Rural Roads - PMGSY			
	(i)	17A01	Length of Road Constructed {Kilometer}	1,204	1,859	154
18			Energising pump sets			
	(i)	18D01	Pumps sets energized {Number}	25,400	1,26,036	496
19			Supply of Electricity			
	(i)	18E02	Electricity supplied {Million Units}	60,830	54,023	89

Note:

* - Target Not Received.

** - Non-Targetable.

1 Very Good(90% or above of targets)

01B01, 01E02, 05A02, 05B02, 05D02, 06B01, 07A03, 07A04, 10A01, 12A01, 12B01, 15A02, 17A01, 18D01

2 Good(Between 80% to 90% targets)

18E02

3 Poor(Below 80% of targets)

06A01, 14A01, 15A01

KERALA

Sl. No.	Sub.Sl. No.	Item Code	Item/Parameter Name {Units}	Target April,2011-March,2012	Achievement April,2011-March,2012	Percent Achievement
(1)	(2)	(3)	(4)	(5)	(6)	(6)/(5)
1			Employment generation under the NREG Scheme			
	(i)	01A01	No. of job cards issued {Number}	**	5,10,740	
	(ii)	01A02	Employment generated {Number}	**	6,30,26,144	
	(iii)	01A03	Wages given {Rupees}	**	8,40,75,82,900	
2			Swaranjayanti Gram Swarojgar Yojana			
	(i)	01B01	Individual Swarozgaries Assisted {Number}	1,862	4,299	231
	(ii)	01B02	Individual SC Swarozgaries Assisted {Number}	**	3,312	
	(iii)	01B03	Individual ST Swarozgaries Assisted {Number}	**	339	
	(iv)	01B04	Individual Women Swarozgaries Assisted {Number}	**	2,333	
	(v)	01B05	Individual Disabled Swarozgaries Assisted {Number}	**	525	
3			Self Help Groups (SHG)			
	(i)	01E01	Formed under SGSY {Number}	**	2,790	
	(ii)	01E02	To whom income generating activities provided {Number}	3,397	3,112	92
4			Distribution of waste land to the landless			
	(i)	03E01	Total Land Distributed {Hectare}	**	0	
	(ii)	03E02	Land Distributed to SC {Hectare}	**	0	
	(iii)	03E03	Land Distributed to ST {Hectare}	**	0	
	(iv)	03E04	Land Distributed to Others {Hectare}	**	0	
5			Minimum Wages Enforcement (including Farm Labour)			
	(i)	04B01	Agriculture and Farm Workers: Inspections made {Number}	**	0	
	(ii)	04B02	Agriculture and Farm Workers: Irregularities detected {Number}	**	0	
	(iii)	04B03	Agriculture and Farm Workers: Irregularities rectified {Number}	**	27	
	(iv)	04B04	Agriculture and Farm Workers: Claims filed {Number}	**	0	
	(v)	04B05	Agriculture and Farm Workers: Claims settled {Number}	**	0	
	(vi)	04B06	Agriculture and Farm Workers: Prosecution cases Pending {Number}	**	0	
	(vii)	04B07	Agriculture and Farm Workers: Prosecution cases filed {Number}	**	0	
	(viii)	04B08	Agriculture and Farm Workers: Prosecution cases decided {Number}	**	0	
	(ix)	04B10	Agriculture and Farm Workers: Others {Number}	**	0	
6			Food Security:			
			Food security-Targeted Public Distribution system (APL+BPL+AAAY)			
	(i)	05A02	Off take {Tonnes}	14,31,674	14,28,807	100
			Food security-Targeted Public Distribution system (only AAAY)			
	(ii)	05B02	Off take {Tonnes}	2,50,260	2,49,383	100
			Food Security - Targeted Public Distribution System (Only BPL)			
	(iii)	05D02	Off take {Tonnes}	4,02,348	4,02,063	100
7			Rural Housing - Indira Awaas Yojana			
	(i)	06A01	Houses constructed {Number}	53,808	54,513	101
8			EWS/LIG Houses in Urban Areas			
	(i)	06B01	Houses constructed {Number}	15,000	302	2
9			Rural Areas: National Rural Drinking Water Programme (NRDWP)			
	(i)	07A03	Habitations covered (Partially covered & Slipped back) {Number}	667	382	57
	(ii)	07A04	Coverage of water quality affected habitations {Number}	157	49	31

KERALA

Sl. No.	Sub.Sl. No.	Item Code	Item/Parameter Name {Units}	Target April,2011-March,2012	Achievement April,2011-March,2012	Percent Achievement
(1)	(2)	(3)	(4)	(5)	(6)	(6)/(5)
10			Sanitation Programme in Rural Areas			
	(i)	08D01	Individual Household latrines constructed {Number}	**	2,188	
11			Institutional Delivery			
	(i)	08E01	Delivery in institutions {Number}	**	4,03,459	
12			SC Families Assisted			
	(i)	10A01	SC Families Assisted {Number}	33,000	43,208	131
13			Universalization of ICDS Scheme			
	(i)	12A01	ICDS Blocks Operational (Cumulative) {Number}	258	258	100
14			Functional Anganwadis			
	(i)	12B01	Anganwadis Functional (Cumulative) {Number}	33,066	33,082	100
15			No. of Urban poor families assisted under Seven Point Charter			
	(i)	14A01	Poor Families Assisted {Number}	22,500	10,102	45
16			Afforestation (Public and Forest Lands)			
	(i)	15A01	Area Covered under Plantation {Hectares}	9,000	3,971	44
	(ii)	15A02	Seedlings planted {Number}	58,50,000	90,92,927	155
17			Rural Roads - PMGSY			
	(i)	17A01	Length of Road Constructed {Kilometer}	446	214	48
18			Energising pump sets			
	(i)	18D01	Pumps sets energized {Number}	12,000	11,703	98
19			Supply of Electricity			
	(i)	18E02	Electricity supplied {Million Units}	19,890	19,467	98

Note:

* - Target Not Received.

** - Non-Targetable.

1 Very Good(90% or above of targets)

01B01, 01E02, 05A02, 05B02, 05D02, 06A01, 10A01, 12A01, 12B01, 15A02, 18D01, 18E02

2 Poor(Below 80% of targets)

06B01, 07A03, 07A04, 14A01, 15A01, 17A01

MADHYA PRADESH

Sl. No.	Sub.Sl. No.	Item Code	Item/Parameter Name {Units}	Target April,2011-March,2012	Achievement April,2011-March,2012	Percent Achievement
(1)	(2)	(3)	(4)	(5)	(6)	(6)/(5)
1			Employment generation under the NREG Scheme			
	(i)	01A01	No. of job cards issued {Number}	**	3,45,615	
	(ii)	01A02	Employment generated {Number}	**	11,72,35,000	
	(iii)	01A03	Wages given {Rupees}	**	9,14,57,25,000	
2			Swaranjayanti Gram Swarojgar Yojana			
	(i)	01B01	Individual Swarozgaries Assisted {Number}	6,222	17,211	277
	(ii)	01B02	Individual SC Swarozgaries Assisted {Number}	**	29,911	
	(iii)	01B03	Individual ST Swarozgaries Assisted {Number}	**	34,159	
	(iv)	01B04	Individual Women Swarozgaries Assisted {Number}	**	59,755	
	(v)	01B05	Individual Disabled Swarozgaries Assisted {Number}	**	3,342	
3			Self Help Groups (SHG)			
	(i)	01E01	Formed under SGSY {Number}	**	11,891	
	(ii)	01E02	To whom income generating activities provided {Number}	11,349	15,074	133
4			Distribution of waste land to the landless			
	(i)	03E01	Total Land Distributed {Hectare}	**	0	
	(ii)	03E02	Land Distributed to SC {Hectare}	**	0	
	(iii)	03E03	Land Distributed to ST {Hectare}	**	0	
	(iv)	03E04	Land Distributed to Others {Hectare}	**	0	
5			Minimum Wages Enforcement (including Farm Labour)			
	(i)	04B01	Agriculture and Farm Workers: Inspections made {Number}	**	0	
	(ii)	04B02	Agriculture and Farm Workers: Irregularities detected {Number}	**	0	
	(iii)	04B03	Agriculture and Farm Workers: Irregularities rectified {Number}	**	0	
	(iv)	04B04	Agriculture and Farm Workers: Claims filed {Number}	**	0	
	(v)	04B05	Agriculture and Farm Workers: Claims settled {Number}	**	0	
	(vi)	04B06	Agriculture and Farm Workers: Prosecution cases Pending {Number}	**	0	
	(vii)	04B07	Agriculture and Farm Workers: Prosecution cases filed {Number}	**	0	
	(viii)	04B08	Agriculture and Farm Workers: Prosecution cases decided {Number}	**	0	
	(ix)	04B10	Agriculture and Farm Workers: Others {Number}	**	0	
6			Food Security:			
			Food security-Targeted Public Distribution system (APL+BPL+AAAY)			
	(i)	05A02	Off take {Tonnes}	26,80,736	26,53,417	99
			Food security-Targeted Public Distribution system (only AAAY)			
	(ii)	05B02	Off take {Tonnes}	6,64,260	6,42,184	97
			Food Security - Targeted Public Distribution System (Only BPL)			
	(iii)	05D02	Off take {Tonnes}	10,68,216	13,89,281	130
7			Rural Housing - Indira Awaas Yojana			
	(i)	06A01	Houses constructed {Number}	76,135	63,666	84
8			EWS/LIG Houses in Urban Areas			
	(i)	06B01	Houses constructed {Number}	25,000	2,956	12
9			Rural Areas: National Rural Drinking Water Programme (NRDWP)			
	(i)	07A03	Habitations covered (Partially covered & Slipped back) {Number}	16,140	15,145	94
	(ii)	07A04	Coverage of water quality affected habitations {Number}	575	499	87

MADHYA PRADESH

Sl. No.	Sub.Sl. No.	Item Code	Item/Parameter Name {Units}	Target April,2011-March,2012	Achievement April,2011-March,2012	Percent Achievement
(1)	(2)	(3)	(4)	(5)	(6)	(6)/(5)
10			Sanitation Programme in Rural Areas			
	(i)	08D01	Individual Household latrines constructed {Number}	**	9,00,769	
11			Institutional Delivery			
	(i)	08E01	Delivery in institutions {Number}	**	12,78,845	
12			SC Families Assisted			
	(i)	10A01	SC Families Assisted {Number}	2,43,000	2,63,108	108
13			Universalization of ICDS Scheme			
	(i)	12A01	ICDS Blocks Operational (Cumulative) {Number}	453	453	100
14			Functional Anganwadis			
	(i)	12B01	Anganwadis Functional (Cumulative) {Number}	90,999	84,760	93
15			No. of Urban poor families assisted under Seven Point Charter			
	(i)	14A01	Poor Families Assisted {Number}	37,500	14,292	38
16			Afforestation (Public and Forest Lands)			
	(i)	15A01	Area Covered under Plantation {Hectares}	2,10,000	1,10,702	53
	(ii)	15A02	Seedlings planted {Number}	13,65,00,000	71,95,60,000	527
17			Rural Roads - PMGSY			
	(i)	17A01	Length of Road Constructed {Kilometer}	3,719	2,926	79
18			Rajiv Gandhi Grameen Vidyutikaran Yojana			
	(i)	18B01	Villages electrified {Number}	492	228	46
19			Energising pump sets			
	(i)	18D01	Pumps sets energized {Number}	17,237	1,02,918	597
20			Supply of Electricity			
	(i)	18E02	Electricity supplied {Million Units}	49,785	41,392	83

Note:

* - Target Not Received.

** - Non-Targetable.

1 Very Good(90% or above of targets)

01B01, 01E02, 05A02, 05B02, 05D02, 07A03, 10A01, 12A01, 12B01, 15A02, 18D01

2 Good(Between 80% to 90% targets)

06A01, 07A04, 18E02

3 Poor(Below 80% of targets)

06B01, 14A01, 15A01, 17A01, 18B01

MAHARASHTRA

Sl. No.	Sub.Sl. No.	Item Code	Item/Parameter Name {Units}	Target April,2011-March,2012	Achievement April,2011-March,2012	Percent Achievement
(1)	(2)	(3)	(4)	(5)	(6)	(6)/(5)
1			Employment generation under the NREG Scheme			
	(i)	01A01	No. of job cards issued {Number}	**	7,95,801	
	(ii)	01A02	Employment generated {Number}	**	4,96,73,497	
	(iii)	01A03	Wages given {Rupees}	**	6,03,33,03,000	
2			Swaranjayanti Gram Swarojgar Yojana			
	(i)	01B01	Individual Swarozgaris Assisted {Number}	8,205	12,868	157
	(ii)	01B02	Individual SC Swarozgaris Assisted {Number}	**	4,158	
	(iii)	01B03	Individual ST Swarozgaris Assisted {Number}	**	3,096	
	(iv)	01B04	Individual Women Swarozgaris Assisted {Number}	**	3,574	
	(v)	01B05	Individual Disabled Swarozgaris Assisted {Number}	**	1,083	
3			Self Help Groups (SHG)			
	(i)	01E01	Formed under SGSY {Number}	**	11,252	
	(ii)	01E02	To whom income generating activities provided {Number}	14,965	23,435	157
4			Distribution of waste land to the landless			
	(i)	03E01	Total Land Distributed {Hectare}	**	0	
	(ii)	03E02	Land Distributed to SC {Hectare}	**	0	
	(iii)	03E03	Land Distributed to ST {Hectare}	**	0	
	(iv)	03E04	Land Distributed to Others {Hectare}	**	0	
5			Minimum Wages Enforcement (including Farm Labour)			
	(i)	04B01	Agriculture and Farm Workers: Inspections made {Number}	**	0	
	(ii)	04B02	Agriculture and Farm Workers: Irregularities detected {Number}	**	0	
	(iii)	04B03	Agriculture and Farm Workers: Irregularities rectified {Number}	**	0	
	(iv)	04B04	Agriculture and Farm Workers: Claims filed {Number}	**	0	
	(v)	04B05	Agriculture and Farm Workers: Claims settled {Number}	**	0	
	(vi)	04B06	Agriculture and Farm Workers: Prosecution cases Pending {Number}	**	0	
	(vii)	04B07	Agriculture and Farm Workers: Prosecution cases filed {Number}	**	0	
	(viii)	04B08	Agriculture and Farm Workers: Prosecution cases decided {Number}	**	0	
	(ix)	04B10	Agriculture and Farm Workers: Others {Number}	**	0	
6			Food Security:			
			Food security-Targeted Public Distribution system (APL+BPL+AAAY)			
	(i)	05A02	Off take {Tonnes}	46,47,114	35,39,245	76
			Food security-Targeted Public Distribution system (only AAAY)			
	(ii)	05B02	Off take {Tonnes}	10,34,880	9,13,181	88
			Food Security - Targeted Public Distribution System (Only BPL)			
	(iii)	05D02	Off take {Tonnes}	17,09,424	16,08,596	94
7			Rural Housing - Indira Awaas Yojana			
	(i)	06A01	Houses constructed {Number}	1,51,063	1,36,515	90
8			EWS/LIG Houses in Urban Areas			
	(i)	06B01	Houses constructed {Number}	70,000	66,491	95
9			Rural Areas: National Rural Drinking Water Programme (NRDWP)			
	(i)	07A03	Habitations covered (Partially covered & Slipped back) {Number}	5,135	5,187	101
	(ii)	07A04	Coverage of water quality affected habitations {Number}	1,272	1,177	93

MAHARASHTRA

Sl. No.	Sub.Sl. No.	Item Code	Item/Parameter Name {Units}	Target April,2011-March,2012	Achievement April,2011-March,2012	Percent Achievement
(1)	(2)	(3)	(4)	(5)	(6)	(6)/(5)
10			Sanitation Programme in Rural Areas			
	(i)	08D01	Individual Household latrines constructed {Number}	**	5,19,563	
11			Institutional Delivery			
	(i)	08E01	Delivery in institutions {Number}	**	14,40,563	
12			SC Families Assisted			
	(i)	10A01	SC Families Assisted {Number}	1,54,000	3,50,535	228
13			Universalization of ICDS Scheme			
	(i)	12A01	ICDS Blocks Operational (Cumulative) {Number}	553	553	100
14			Functional Anganwadis			
	(i)	12B01	Anganwadis Functional (Cumulative) {Number}	1,08,146	95,303	88
15			No. of Urban poor families assisted under Seven Point Charter			
	(i)	14A01	Poor Families Assisted {Number}	1,05,000	1,77,434	169
16			Afforestation (Public and Forest Lands)			
	(i)	15A01	Area Covered under Plantation {Hectares}	1,80,000	1,22,880	68
	(ii)	15A02	Seedlings planted {Number}	11,70,00,000	9,81,16,000	84
17			Rural Roads - PMGSY			
	(i)	17A01	Length of Road Constructed {Kilometer}	1,700	2,600	153
18			Supply of Electricity			
	(i)	18E02	Electricity supplied {Million Units}	1,41,382	1,17,722	83

Note:

* - Target Not Received.

** - Non-Targetable.

1 Very Good(90% or above of targets)

01B01, 01E02, 05D02, 06A01, 06B01, 07A03, 07A04, 10A01, 12A01, 14A01, 17A01

2 Good(Between 80% to 90% targets)

05B02, 12B01, 15A02, 18E02

3 Poor(Below 80% of targets)

05A02, 15A01

MANIPUR

Sl. No.	Sub.Sl. No.	Item Code	Item/Parameter Name {Units}	Target April,2011-March,2012	Achievement April,2011-March,2012	Percent Achievement
(1)	(2)	(3)	(4)	(5)	(6)	(6)/(5)
1			Employment generation under the NREG Scheme			
	(i)	01A01	No. of job cards issued {Number}	**	97,542	
	(ii)	01A02	Employment generated {Number}	**	3,65,74,000	
	(iii)	01A03	Wages given {Rupees}	**	4,35,38,81,000	
2			Swaranjayanti Gram Swarojgar Yojana			
	(i)	01B01	Individual Swarozgaries Assisted {Number}	472	93	20
	(ii)	01B02	Individual SC Swarozgaries Assisted {Number}	**	0	
	(iii)	01B03	Individual ST Swarozgaries Assisted {Number}	**	0	
	(iv)	01B04	Individual Women Swarozgaries Assisted {Number}	**	0	
	(v)	01B05	Individual Disabled Swarozgaries Assisted {Number}	**	0	
3			Self Help Groups (SHG)			
	(i)	01E01	Formed under SGSY {Number}	**	649	
	(ii)	01E02	To whom income generating activities provided {Number}	861	907	105
4			Distribution of waste land to the landless			
	(i)	03E01	Total Land Distributed {Hectare}	**	0	
	(ii)	03E02	Land Distributed to SC {Hectare}	**	0	
	(iii)	03E03	Land Distributed to ST {Hectare}	**	0	
	(iv)	03E04	Land Distributed to Others {Hectare}	**	0	
5			Minimum Wages Enforcement (including Farm Labour)			
	(i)	04B01	Agriculture and Farm Workers: Inspections made {Number}	**	551	
	(ii)	04B02	Agriculture and Farm Workers: Irregularities detected {Number}	**	12	
	(iii)	04B03	Agriculture and Farm Workers: Irregularities rectified {Number}	**	6	
	(iv)	04B04	Agriculture and Farm Workers: Claims filed {Number}	**	0	
	(v)	04B05	Agriculture and Farm Workers: Claims settled {Number}	**	0	
	(vi)	04B06	Agriculture and Farm Workers: Prosecution cases Pending {Number}	**	0	
	(vii)	04B07	Agriculture and Farm Workers: Prosecution cases filed {Number}	**	0	
	(viii)	04B08	Agriculture and Farm Workers: Prosecution cases decided {Number}	**	0	
	(ix)	04B10	Agriculture and Farm Workers: Others {Number}	**	0	
6			Food Security:			
			Food security-Targeted Public Distribution system (APL+BPL+AAAY)			
	(i)	05A02	Off take {Tonnes}	1,60,446	1,44,884	90
			Food security-Targeted Public Distribution system (only AAAY)			
	(ii)	05B02	Off take {Tonnes}	26,724	33,606	126
			Food Security - Targeted Public Distribution System (Only BPL)			
	(iii)	05D02	Off take {Tonnes}	43,008	54,368	126
7			Rural Housing - Indira Awaas Yojana			
	(i)	06A01	Houses constructed {Number}	6,552	9,295	142
8			Rural Areas: National Rural Drinking Water Programme (NRDWP)			
	(i)	07A03	Habitations covered (Partially covered & Slipped back) {Number}	326	234	72
	(ii)	07A04	Coverage of water quality affected habitations {Number}	4	2	50
9			Sanitation Programme in Rural Areas			
	(i)	08D01	Individual Household latrines constructed {Number}	**	55,306	

MANIPUR

Sl. No.	Sub.Sl. No.	Item Code	Item/Parameter Name {Units}	Target April,2011-March,2012	Achievement April,2011-March,2012	Percent Achievement
(1)	(2)	(3)	(4)	(5)	(6)	(6)/(5)
10			Institutional Delivery			
	(i)	08E01	Delivery in institutions {Number}	**	28,001	
11			SC Families Assisted			
	(i)	10A01	SC Families Assisted {Number}	550	0	0
12			Universalization of ICDS Scheme			
	(i)	12A01	ICDS Blocks Operational (Cumulative) {Number}	42	42	100
13			Functional Anganwadis			
	(i)	12B01	Anganwadis Functional (Cumulative) {Number}	10,615	9,795	92
14			Afforestation (Public and Forest Lands)			
	(i)	15A01	Area Covered under Plantation {Hectares}	10,000	17,997	180
	(ii)	15A02	Seedlings planted {Number}	65,00,000	1,21,17,667	186
15			Rural Roads - PMGSY			
	(i)	17A01	Length of Road Constructed {Kilometer}	150	375	250
16			Rajiv Gandhi Grameen Vidyutikaran Yojana			
	(i)	18B01	Villages electrified {Number}	591	275	47
17			Supply of Electricity			
	(i)	18E02	Electricity supplied {Million Units}	544	499	92

Note:

* - Target Not Received.

** - Non-Targetable.

1 Very Good(90% or above of targets)

01E02, 05A02, 05B02, 05D02, 06A01, 12A01, 12B01, 15A01, 15A02, 17A01, 18E02

2 Poor(Below 80% of targets)

01B01, 07A03, 07A04, 10A01, 18B01

MEGHALAYA

Sl. No.	Sub.Sl. No.	Item Code	Item/Parameter Name {Units}	Target April,2011-March,2012	Achievement April,2011-March,2012	Percent Achievement
(1)	(2)	(3)	(4)	(5)	(6)	(6)/(5)
1		Employment generation under the NREG Scheme				
	(i)	01A01	No. of job cards issued {Number}	**	65,124	
	(ii)	01A02	Employment generated {Number}	**	1,75,79,000	
	(iii)	01A03	Wages given {Rupees}	**	2,15,02,75,000	
2		Swaranjayanti Gram Swarojgar Yojana				
	(i)	01B01	Individual Swarozgaries Assisted {Number}	529	75	14
	(ii)	01B02	Individual SC Swarozgaries Assisted {Number}	**	0	
	(iii)	01B03	Individual ST Swarozgaries Assisted {Number}	**	75	
	(iv)	01B04	Individual Women Swarozgaries Assisted {Number}	**	32	
	(v)	01B05	Individual Disabled Swarozgaries Assisted {Number}	**	0	
3		Self Help Groups (SHG)				
	(i)	01E01	Formed under SGSY {Number}	**	715	
	(ii)	01E02	To whom income generating activities provided {Number}	964	585	61
4		Distribution of waste land to the landless				
	(i)	03E01	Total Land Distributed {Hectare}	**	0	
	(ii)	03E02	Land Distributed to SC {Hectare}	**	0	
	(iii)	03E03	Land Distributed to ST {Hectare}	**	0	
	(iv)	03E04	Land Distributed to Others {Hectare}	**	0	
5		Minimum Wages Enforcement (including Farm Labour)				
	(i)	04B01	Agriculture and Farm Workers: Inspections made {Number}	**	0	
	(ii)	04B02	Agriculture and Farm Workers: Irregularities detected {Number}	**	0	
	(iii)	04B03	Agriculture and Farm Workers: Irregularities rectified {Number}	**	0	
	(iv)	04B04	Agriculture and Farm Workers: Claims filed {Number}	**	0	
	(v)	04B05	Agriculture and Farm Workers: Claims settled {Number}	**	0	
	(vi)	04B06	Agriculture and Farm Workers: Prosecution cases Pending {Number}	**	0	
	(vii)	04B07	Agriculture and Farm Workers: Prosecution cases filed {Number}	**	0	
	(viii)	04B08	Agriculture and Farm Workers: Prosecution cases decided {Number}	**	0	
	(ix)	04B10	Agriculture and Farm Workers: Others {Number}	**	0	
6		Food Security:				
		Food security-Targeted Public Distribution system (APL+BPL+AAAY)				
	(i)	05A02	Off take {Tonnes}	1,81,696	1,82,690	101
		Food security-Targeted Public Distribution system (only AAAY)				
	(ii)	05B02	Off take {Tonnes}	29,484	29,673	101
		Food Security - Targeted Public Distribution System (Only BPL)				
	(iii)	05D02	Off take {Tonnes}	47,376	47,092	99
7		Rural Housing - Indira Awaas Yojana				
	(i)	06A01	Houses constructed {Number}	11,412	12,550	110
8		EWS/LIG Houses in Urban Areas				
	(i)	06B01	Houses constructed {Number}	600	0	0
9		Rural Areas: National Rural Drinking Water Programme (NRDWP)				
	(i)	07A03	Habitations covered (Partially covered & Slipped back) {Number}	523	507	97
	(ii)	07A04	Coverage of water quality affected habitations {Number}	12	3	25

MEGHALAYA

Sl. No.	Sub.Sl. No.	Item Code	Item/Parameter Name {Units}	Target April,2011-March,2012	Achievement April,2011-March,2012	Percent Achievement
(1)	(2)	(3)	(4)	(5)	(6)	(6)/(5)
10			Sanitation Programme in Rural Areas			
	(i)	08D01	Individual Household latrines constructed {Number}	**	51,550	
11			Institutional Delivery			
	(i)	08E01	Delivery in institutions {Number}	**	30,625	
12			Universalization of ICDS Scheme			
	(i)	12A01	ICDS Blocks Operational (Cumulative) {Number}	41	41	100
13			Functional Anganwadis			
	(i)	12B01	Anganwadis Functional (Cumulative) {Number}	5,113	5,114	100
14			No. of Urban poor families assisted under Seven Point Charter			
	(i)	14A01	Poor Families Assisted {Number}	900	44	5
15			Afforestation (Public and Forest Lands)			
	(i)	15A01	Area Covered under Plantation {Hectares}	2,500	6,840	274
	(ii)	15A02	Seedlings planted {Number}	16,25,000	45,18,650	278
16			Rural Roads - PMGSY			
	(i)	17A01	Length of Road Constructed {Kilometer}	100	19	19
17			Rajiv Gandhi Grameen Vidyutikaran Yojana			
	(i)	18B01	Villages electrified {Number}	1,616	1,021	63
18			Supply of Electricity			
	(i)	18E02	Electricity supplied {Million Units}	1,927	1,450	75

Note:

* - Target Not Received.

** - Non-Targetable.

1 Very Good(90% or above of targets)

05A02, 05B02, 05D02, 06A01, 07A03, 12A01, 12B01, 15A01, 15A02

2 Poor(Below 80% of targets)

01B01, 01E02, 06B01, 07A04, 14A01, 17A01, 18B01, 18E02

MIZORAM

Sl. No.	Sub.Sl. No.	Item Code	Item/Parameter Name {Units}	Target April,2011-March,2012	Achievement April,2011-March,2012	Percent Achievement
(1)	(2)	(3)	(4)	(5)	(6)	(6)/(5)
1			Employment generation under the NREG Scheme			
	(i)	01A01	No. of job cards issued {Number}	**	22,287	
	(ii)	01A02	Employment generated {Number}	**	1,70,17,300	
	(iii)	01A03	Wages given {Rupees}	**	2,19,52,26,000	
2			Swaranjayanti Gram Swarozgar Yojana			
	(i)	01B01	Individual Swarozgaries Assisted {Number}	122	250	205
	(ii)	01B02	Individual SC Swarozgaries Assisted {Number}	**	0	
	(iii)	01B03	Individual ST Swarozgaries Assisted {Number}	**	117	
	(iv)	01B04	Individual Women Swarozgaries Assisted {Number}	**	66	
	(v)	01B05	Individual Disabled Swarozgaries Assisted {Number}	**	11	
3			Self Help Groups (SHG)			
	(i)	01E01	Formed under SGSY {Number}	**	157	
	(ii)	01E02	To whom income generating activities provided {Number}	223	217	97
4			Distribution of waste land to the landless			
	(i)	03E01	Total Land Distributed {Hectare}	**	0	
	(ii)	03E02	Land Distributed to SC {Hectare}	**	0	
	(iii)	03E03	Land Distributed to ST {Hectare}	**	0	
	(iv)	03E04	Land Distributed to Others {Hectare}	**	0	
5			Minimum Wages Enforcement (including Farm Labour)			
	(i)	04B01	Agriculture and Farm Workers: Inspections made {Number}	**	0	
	(ii)	04B02	Agriculture and Farm Workers: Irregularities detected {Number}	**	0	
	(iii)	04B03	Agriculture and Farm Workers: Irregularities rectified {Number}	**	0	
	(iv)	04B04	Agriculture and Farm Workers: Claims filed {Number}	**	0	
	(v)	04B05	Agriculture and Farm Workers: Claims settled {Number}	**	0	
	(vi)	04B06	Agriculture and Farm Workers: Prosecution cases Pending {Number}	**	0	
	(vii)	04B07	Agriculture and Farm Workers: Prosecution cases filed {Number}	**	0	
	(viii)	04B08	Agriculture and Farm Workers: Prosecution cases decided {Number}	**	0	
	(ix)	04B10	Agriculture and Farm Workers: Others {Number}	**	0	
6			Food Security:			
			Food security-Targeted Public Distribution system (APL+BPL+AAY)			
	(i)	05A02	Off take {Tonnes}	70,140	66,233	94
			Food security-Targeted Public Distribution system (only AAY)			
	(ii)	05B02	Off take {Tonnes}	10,920	10,121	93
			Food Security - Targeted Public Distribution System (Only BPL)			
	(iii)	05D02	Off take {Tonnes}	17,640	16,590	94
7			Rural Housing - Indira Awaas Yojana			
	(i)	06A01	Houses constructed {Number}	2,432	2,320	95
8			EWS/LIG Houses in Urban Areas			
	(i)	06B01	Houses constructed {Number}	1,150	645	56
9			Rural Areas: National Rural Drinking Water Programme (NRDWP)			
	(i)	07A03	Habitations covered (Partially covered & Slipped back) {Number}	125	122	98

MIZORAM

Sl. No.	Sub.Sl. No.	Item Code	Item/Parameter Name {Units}	Target April,2011-March,2012	Achievement April,2011-March,2012	Percent Achievement
(1)	(2)	(3)	(4)	(5)	(6)	(6)/(5)
10			Sanitation Programme in Rural Areas			
	(i)	08D01	Individual Household latrines constructed {Number}	**	17,237	
11			Institutional Delivery			
	(i)	08E01	Delivery in institutions {Number}	**	0	
12			Universalization of ICDS Scheme			
	(i)	12A01	ICDS Blocks Operational (Cumulative) {Number}	27	27	100
13			Functional Anganwadis			
	(i)	12B01	Anganwadis Functional (Cumulative) {Number}	1,980	1,980	100
14			No. of Urban poor families assisted under Seven Point Charter			
	(i)	14A01	Poor Families Assisted {Number}	1,725	0	0
15			Afforestation (Public and Forest Lands)			
	(i)	15A01	Area Covered under Plantation {Hectares}	5,500	6,240	113
	(ii)	15A02	Seedlings planted {Number}	35,75,000	10,48,345	29
16			Rural Roads - PMGSY			
	(i)	17A01	Length of Road Constructed {Kilometer}	100	131	131
17			Rajiv Gandhi Grameen Vidyutikaran Yojana			
	(i)	18B01	Villages electrified {Number}	81	53	65
18			Supply of Electricity			
	(i)	18E02	Electricity supplied {Million Units}	397	355	89

Note:

* - Target Not Received.

** - Non-Targetable.

1 Very Good(90% or above of targets)

01B01, 01E02, 05A02, 05B02, 05D02, 06A01, 07A03, 12A01, 12B01, 15A01, 17A01

2 Good(Between 80% to 90% targets)

18E02

3 Poor(Below 80% of targets)

06B01, 14A01, 15A02, 18B01

NAGALAND

Sl. No.	Sub.Sl. No.	Item Code	Item/Parameter Name {Units}	Target April,2011-March,2012	Achievement April,2011-March,2012	Percent Achievement
(1)	(2)	(3)	(4)	(5)	(6)	(6)/(5)
1			Employment generation under the NREG Scheme			
	(i)	01A01	No. of job cards issued {Number}	**	29,052	
	(ii)	01A02	Employment generated {Number}	**	3,01,30,000	
	(iii)	01A03	Wages given {Rupees}	**	3,38,10,69,000	
2			Swaranjayanti Gram Swarojgar Yojana			
	(i)	01B01	Individual Swarozgaries Assisted {Number}	363	770	212
	(ii)	01B02	Individual SC Swarozgaries Assisted {Number}	**	0	
	(iii)	01B03	Individual ST Swarozgaries Assisted {Number}	**	252	
	(iv)	01B04	Individual Women Swarozgaries Assisted {Number}	**	504	
	(v)	01B05	Individual Disabled Swarozgaries Assisted {Number}	**	14	
3			Self Help Groups (SHG)			
	(i)	01E01	Formed under SGSY {Number}	**	740	
	(ii)	01E02	To whom income generating activities provided {Number}	661	664	100
4			Distribution of waste land to the landless			
	(i)	03E01	Total Land Distributed {Hectare}	**	0	
	(ii)	03E02	Land Distributed to SC {Hectare}	**	0	
	(iii)	03E03	Land Distributed to ST {Hectare}	**	0	
	(iv)	03E04	Land Distributed to Others {Hectare}	**	0	
5			Minimum Wages Enforcement (including Farm Labour)			
	(i)	04B01	Agriculture and Farm Workers: Inspections made {Number}	**	0	
	(ii)	04B02	Agriculture and Farm Workers: Irregularities detected {Number}	**	0	
	(iii)	04B03	Agriculture and Farm Workers: Irregularities rectified {Number}	**	0	
	(iv)	04B04	Agriculture and Farm Workers: Claims filed {Number}	**	0	
	(v)	04B05	Agriculture and Farm Workers: Claims settled {Number}	**	0	
	(vi)	04B06	Agriculture and Farm Workers: Prosecution cases Pending {Number}	**	0	
	(vii)	04B07	Agriculture and Farm Workers: Prosecution cases filed {Number}	**	0	
	(viii)	04B08	Agriculture and Farm Workers: Prosecution cases decided {Number}	**	0	
	(ix)	04B10	Agriculture and Farm Workers: Others {Number}	**	0	
6			Food Security:			
			Food security-Targeted Public Distribution system (APL+BPL+AAY)			
	(i)	05A02	Off take {Tonnes}	1,26,876	1,40,094	110
			Food security-Targeted Public Distribution system (only AAY)			
	(ii)	05B02	Off take {Tonnes}	19,968	21,722	109
			Food Security - Targeted Public Distribution System (Only BPL)			
	(iii)	05D02	Off take {Tonnes}	32,112	34,517	107
7			Rural Housing - Indira Awaas Yojana			
	(i)	06A01	Houses constructed {Number}	7,552	8,083	107
8			EWS/LIG Houses in Urban Areas			
	(i)	06B01	Houses constructed {Number}	2,000	11,592	580
9			Rural Areas: National Rural Drinking Water Programme (NRDWP)			
	(i)	07A03	Habitations covered (Partially covered & Slipped back) {Number}	35	59	169
	(ii)	07A04	Coverage of water quality affected habitations {Number}	50	50	100

NAGALAND

Sl. No.	Sub.Sl. No.	Item Code	Item/Parameter Name {Units}	Target April,2011-March,2012	Achievement April,2011-March,2012	Percent Achievement
(1)	(2)	(3)	(4)	(5)	(6)	(6)/(5)
10			Sanitation Programme in Rural Areas			
	(i)	08D01	Individual Household latrines constructed {Number}	**	46,318	
11			Institutional Delivery			
	(i)	08E01	Delivery in institutions {Number}	**	1,373	
12			Universalization of ICDS Scheme			
	(i)	12A01	ICDS Blocks Operational (Cumulative) {Number}	59	59	100
13			Functional Anganwadis			
	(i)	12B01	Anganwadis Functional (Cumulative) {Number}	3,455	3,455	100
14			No. of Urban poor families assisted under Seven Point Charter			
	(i)	14A01	Poor Families Assisted {Number}	3,000	0	0
15			Afforestation (Public and Forest Lands)			
	(i)	15A01	Area Covered under Plantation {Hectares}	5,000	1,047	21
	(ii)	15A02	Seedlings planted {Number}	32,50,000	10,13,300	31
16			Rural Roads - PMGSY			
	(i)	17A01	Length of Road Constructed {Kilometer}	200	25	12
17			Rajiv Gandhi Grameen Vidyutikaran Yojana			
	(i)	18B01	Villages electrified {Number}	38	19	50
18			Supply of Electricity			
	(i)	18E02	Electricity supplied {Million Units}	560	511	91

Note:

* - Target Not Received.

** - Non-Targetable.

1 Very Good(90% or above of targets)

01B01, 01E02, 05A02, 05B02, 05D02, 06A01, 06B01, 07A03, 07A04, 12A01, 12B01, 18E02

2 Poor(Below 80% of targets)

14A01, 15A01, 15A02, 17A01, 18B01

ORISSA

Sl. No.	Sub.Sl. No.	Item Code	Item/Parameter Name {Units}	Target April,2011-March,2012	Achievement April,2011-March,2012	Percent Achievement
(1)	(2)	(3)	(4)	(5)	(6)	(6)/(5)
1			Employment generation under the NREG Scheme			
	(i)	01A01	No. of job cards issued {Number}	**	1,23,765	
	(ii)	01A02	Employment generated {Number}	**	4,53,74,000	
	(iii)	01A03	Wages given {Rupees}	**	5,70,27,68,000	
2			Swaranjayanti Gram Swarojgar Yojana			
	(i)	01B01	Individual Swarozgaries Assisted {Number}	6,287	7,471	119
	(ii)	01B02	Individual SC Swarozgaries Assisted {Number}	**	2,091	
	(iii)	01B03	Individual ST Swarozgaries Assisted {Number}	**	2,393	
	(iv)	01B04	Individual Women Swarozgaries Assisted {Number}	**	3,545	
	(v)	01B05	Individual Disabled Swarozgaries Assisted {Number}	**	519	
3			Self Help Groups (SHG)			
	(i)	01E01	Formed under SGSY {Number}	**	14,235	
	(ii)	01E02	To whom income generating activities provided {Number}	11,467	10,788	94
4			Distribution of waste land to the landless			
	(i)	03E01	Total Land Distributed {Hectare}	**	229	
	(ii)	03E02	Land Distributed to SC {Hectare}	**	53	
	(iii)	03E03	Land Distributed to ST {Hectare}	**	92	
	(iv)	03E04	Land Distributed to Others {Hectare}	**	84	
5			Minimum Wages Enforcement (including Farm Labour)			
	(i)	04B01	Agriculture and Farm Workers: Inspections made {Number}	**	0	
	(ii)	04B02	Agriculture and Farm Workers: Irregularities detected {Number}	**	0	
	(iii)	04B03	Agriculture and Farm Workers: Irregularities rectified {Number}	**	0	
	(iv)	04B04	Agriculture and Farm Workers: Claims filed {Number}	**	0	
	(v)	04B05	Agriculture and Farm Workers: Claims settled {Number}	**	0	
	(vi)	04B06	Agriculture and Farm Workers: Prosecution cases Pending {Number}	**	0	
	(vii)	04B07	Agriculture and Farm Workers: Prosecution cases filed {Number}	**	0	
	(viii)	04B08	Agriculture and Farm Workers: Prosecution cases decided {Number}	**	0	
	(ix)	04B10	Agriculture and Farm Workers: Others {Number}	**	0	
6			Food Security:			
			Food security-Targeted Public Distribution system (APL+BPL+AAY)			
	(i)	05A02	Off take {Tonnes}	21,17,762	20,58,005	97
			Food security-Targeted Public Distribution system (only AAY)			
	(ii)	05B02	Off take {Tonnes}	5,31,120	5,21,182	98
			Food Security - Targeted Public Distribution System (Only BPL)			
	(iii)	05D02	Off take {Tonnes}	11,65,572	11,55,167	99
7			Rural Housing - Indira Awaas Yojana			
	(i)	06A01	Houses constructed {Number}	1,42,082	1,42,405	100
8			EWS/LIG Houses in Urban Areas			
	(i)	06B01	Houses constructed {Number}	5,800	221	4
9			Rural Areas: National Rural Drinking Water Programme (NRDWP)			
	(i)	07A03	Habitations covered (Partially covered & Slipped back) {Number}	3,116	5,238	168
	(ii)	07A04	Coverage of water quality affected habitations {Number}	1,609	1,544	96

ORISSA

Sl. No.	Sub.Sl. No.	Item Code	Item/Parameter Name {Units}	Target April,2011-March,2012	Achievement April,2011-March,2012	Percent Achievement
(1)	(2)	(3)	(4)	(5)	(6)	(6)/(5)
10			Sanitation Programme in Rural Areas			
	(i)	08D01	Individual Household latrines constructed {Number}	**	3,59,171	
11			Institutional Delivery			
	(i)	08E01	Delivery in institutions {Number}	**	6,22,282	
12			SC Families Assisted			
	(i)	10A01	SC Families Assisted {Number}	72,600	53,421	74
13			Universalization of ICDS Scheme			
	(i)	12A01	ICDS Blocks Operational (Cumulative) {Number}	333	338	102
14			Functional Anganwadis			
	(i)	12B01	Anganwadis Functional (Cumulative) {Number}	71,057	70,849	100
15			No. of Urban poor families assisted under Seven Point Charter			
	(i)	14A01	Poor Families Assisted {Number}	8,700	1,229	14
16			Afforestation (Public and Forest Lands)			
	(i)	15A01	Area Covered under Plantation {Hectares}	2,15,000	1,96,671	91
	(ii)	15A02	Seedlings planted {Number}	13,97,50,000	6,00,01,000	43
17			Rural Roads - PMGSY			
	(i)	17A01	Length of Road Constructed {Kilometer}	2,400	3,167	132
18			Rajiv Gandhi Grameen Vidyutikaran Yojana			
	(i)	18B01	Villages electrified {Number}	2,174	1,038	48
19			Energising pump sets			
	(i)	18D01	Pumps sets energized {Number}	1,190	2,836	238
20			Supply of Electricity			
	(i)	18E02	Electricity supplied {Million Units}	23,036	22,693	99

Note:

* - Target Not Received.

** - Non-Targetable.

1 Very Good(90% or above of targets)

01B01, 01E02, 05A02, 05B02, 05D02, 06A01, 07A03, 07A04, 12A01, 12B01, 15A01, 17A01, 18D01, 18E02

2 Poor(Below 80% of targets)

06B01, 10A01, 14A01, 15A02, 18B01

PUDUCHERRY

Sl. No.	Sub.Sl. No.	Item Code	Item/Parameter Name {Units}	Target April,2011-March,2012	Achievement April,2011-March,2012	Percent Achievement
(1)	(2)	(3)	(4)	(5)	(6)	(6)/(5)
1			Employment generation under the NREG Scheme			
	(i)	01A01	No. of job cards issued {Number}	**	2,367	
	(ii)	01A02	Employment generated {Number}	**	10,75,000	
	(iii)	01A03	Wages given {Rupees}	**	13,50,52,000	
2			Swaranjayanti Gram Swarozgar Yojana			
	(i)	01B01	Individual Swarozgaries Assisted {Number}	99	154	156
	(ii)	01B02	Individual SC Swarozgaries Assisted {Number}	**	0	
	(iii)	01B03	Individual ST Swarozgaries Assisted {Number}	**	0	
	(iv)	01B04	Individual Women Swarozgaries Assisted {Number}	**	0	
	(v)	01B05	Individual Disabled Swarozgaries Assisted {Number}	**	0	
3			Self Help Groups (SHG)			
	(i)	01E01	Formed under SGSY {Number}	**	220	
	(ii)	01E02	To whom income generating activities provided {Number}	180	161	89
4			Distribution of waste land to the landless			
	(i)	03E01	Total Land Distributed {Hectare}	**	0	
	(ii)	03E02	Land Distributed to SC {Hectare}	**	0	
	(iii)	03E03	Land Distributed to ST {Hectare}	**	0	
	(iv)	03E04	Land Distributed to Others {Hectare}	**	0	
5			Minimum Wages Enforcement (including Farm Labour)			
	(i)	04B01	Agriculture and Farm Workers: Inspections made {Number}	**	0	
	(ii)	04B02	Agriculture and Farm Workers: Irregularities detected {Number}	**	0	
	(iii)	04B03	Agriculture and Farm Workers: Irregularities rectified {Number}	**	0	
	(iv)	04B04	Agriculture and Farm Workers: Claims filed {Number}	**	0	
	(v)	04B05	Agriculture and Farm Workers: Claims settled {Number}	**	0	
	(vi)	04B06	Agriculture and Farm Workers: Prosecution cases Pending {Number}	**	0	
	(vii)	04B07	Agriculture and Farm Workers: Prosecution cases filed {Number}	**	0	
	(viii)	04B08	Agriculture and Farm Workers: Prosecution cases decided {Number}	**	0	
	(ix)	04B10	Agriculture and Farm Workers: Others {Number}	**	0	
6			Food Security:			
			Food security-Targeted Public Distribution system (APL+BPL+AAY)			
	(i)	05A02	Off take {Tonnes}	58,912	47,816	81
			Food security-Targeted Public Distribution system (only AAY)			
	(ii)	05B02	Off take {Tonnes}	13,548	12,759	94
			Food Security - Targeted Public Distribution System (Only BPL)			
	(iii)	05D02	Off take {Tonnes}	21,564	18,716	87
7			Rural Housing - Indira Awaas Yojana			
	(i)	06A01	Houses constructed {Number}	1,190	169	14
8			EWS/LIG Houses in Urban Areas			
	(i)	06B01	Houses constructed {Number}	1,200	0	0
9			Sanitation Programme in Rural Areas			
	(i)	08D01	Individual Household latrines constructed {Number}	**	0	

PUDUCHERRY

Sl. No.	Sub.Sl. No.	Item Code	Item/Parameter Name {Units}	Target April,2011-March,2012	Achievement April,2011-March,2012	Percent Achievement
(1)	(2)	(3)	(4)	(5)	(6)	(6)/(5)
10			Institutional Delivery			
	(i)	08E01	Delivery in institutions {Number}	**	50,185	
11			SC Families Assisted			
	(i)	10A01	SC Families Assisted {Number}	5,000	3,208	64
12			Universalization of ICDS Scheme			
	(i)	12A01	ICDS Blocks Operational (Cumulative) {Number}	5	5	100
13			Functional Anganwadis			
	(i)	12B01	Anganwadis Functional (Cumulative) {Number}	788	788	100
14			No. of Urban poor families assisted under Seven Point Charter			
	(i)	14A01	Poor Families Assisted {Number}	1,800	12,900	717
15			Afforestation (Public and Forest Lands)			
	(i)	15A01	Area Covered under Plantation {Hectares}	75	82	109
	(ii)	15A02	Seedlings planted {Number}	49,000	1,56,985	320
16			Energising pump sets			
	(i)	18D01	Pumps sets energized {Number}	25	18	72
17			Supply of Electricity			
	(i)	18E02	Electricity supplied {Million Units}	2,167	2,136	99

Note:

* - Target Not Received.

** - Non-Targetable.

1 Very Good(90% or above of targets)

01B01, 05B02, 12A01, 12B01, 14A01, 15A01, 15A02, 18E02

2 Good(Between 80% to 90% targets)

01E02, 05A02, 05D02

3 Poor(Below 80% of targets)

06A01, 06B01, 10A01, 18D01

PUNJAB

Sl. No.	Sub.Sl. No.	Item Code	Item/Parameter Name {Units}	Target April,2011-March,2012	Achievement April,2011-March,2012	Percent Achievement
(1)	(2)	(3)	(4)	(5)	(6)	(6)/(5)
1			Employment generation under the NREG Scheme			
	(i)	01A01	No. of job cards issued {Number}	**	44,580	
	(ii)	01A02	Employment generated {Number}	**	64,10,000	
	(iii)	01A03	Wages given {Rupees}	**	93,33,21,000	
2			Swaranjayanti Gram Swarojgar Yojana			
	(i)	01B01	Individual Swarozgaries Assisted {Number}	592	4,104	693
	(ii)	01B02	Individual SC Swarozgaries Assisted {Number}	**	3,100	
	(iii)	01B03	Individual ST Swarozgaries Assisted {Number}	**	0	
	(iv)	01B04	Individual Women Swarozgaries Assisted {Number}	**	915	
	(v)	01B05	Individual Disabled Swarozgaries Assisted {Number}	**	22	
3			Self Help Groups (SHG)			
	(i)	01E01	Formed under SGSY {Number}	**	783	
	(ii)	01E02	To whom income generating activities provided {Number}	1,079	492	46
4			Distribution of waste land to the landless			
	(i)	03E01	Total Land Distributed {Hectare}	**	0	
	(ii)	03E02	Land Distributed to SC {Hectare}	**	0	
	(iii)	03E03	Land Distributed to ST {Hectare}	**	0	
	(iv)	03E04	Land Distributed to Others {Hectare}	**	0	
5			Minimum Wages Enforcement (including Farm Labour)			
	(i)	04B01	Agriculture and Farm Workers: Inspections made {Number}	**	0	
	(ii)	04B02	Agriculture and Farm Workers: Irregularities detected {Number}	**	0	
	(iii)	04B03	Agriculture and Farm Workers: Irregularities rectified {Number}	**	0	
	(iv)	04B04	Agriculture and Farm Workers: Claims filed {Number}	**	0	
	(v)	04B05	Agriculture and Farm Workers: Claims settled {Number}	**	0	
	(vi)	04B06	Agriculture and Farm Workers: Prosecution cases Pending {Number}	**	0	
	(vii)	04B07	Agriculture and Farm Workers: Prosecution cases filed {Number}	**	0	
	(viii)	04B08	Agriculture and Farm Workers: Prosecution cases decided {Number}	**	0	
	(ix)	04B10	Agriculture and Farm Workers: Others {Number}	**	0	
6			Food Security:			
			Food security-Targeted Public Distribution system (APL+BPL+AAAY)			
	(i)	05A02	Off take {Tonnes}	8,14,100	6,86,355	84
			Food security-Targeted Public Distribution system (only AAAY)			
	(ii)	05B02	Off take {Tonnes}	75,360	54,871	73
			Food Security - Targeted Public Distribution System (Only BPL)			
	(iii)	05D02	Off take {Tonnes}	1,21,176	1,15,518	95
7			Rural Housing - Indira Awaas Yojana			
	(i)	06A01	Houses constructed {Number}	21,386	13,705	64
8			EWS/LIG Houses in Urban Areas			
	(i)	06B01	Houses constructed {Number}	2,000	0	0
9			Rural Areas: National Rural Drinking Water Programme (NRDWP)			
	(i)	07A03	Habitations covered (Partially covered & Slipped back) {Number}	1,608	702	44
	(ii)	07A04	Coverage of water quality affected habitations {Number}	22	7	32

PUNJAB

Sl. No.	Sub.Sl. No.	Item Code	Item/Parameter Name {Units}	Target April,2011-March,2012	Achievement April,2011-March,2012	Percent Achievement
(1)	(2)	(3)	(4)	(5)	(6)	(6)/(5)
10			Sanitation Programme in Rural Areas			
	(i)	08D01	Individual Household latrines constructed {Number}	**	32,535	
11			Institutional Delivery			
	(i)	08E01	Delivery in institutions {Number}	**	3,12,510	
12			SC Families Assisted			
	(i)	10A01	SC Families Assisted {Number}	88,000	63,074	72
13			Universalization of ICDS Scheme			
	(i)	12A01	ICDS Blocks Operational (Cumulative) {Number}	154	154	100
14			Functional Anganwadis			
	(i)	12B01	Anganwadis Functional (Cumulative) {Number}	26,656	26,656	100
15			No. of Urban poor families assisted under Seven Point Charter			
	(i)	14A01	Poor Families Assisted {Number}	3,000	3,118	104
16			Afforestation (Public and Forest Lands)			
	(i)	15A01	Area Covered under Plantation {Hectares}	8,000	6,965	87
	(ii)	15A02	Seedlings planted {Number}	52,00,000	49,43,000	95
17			Rural Roads - PMGSY			
	(i)	17A01	Length of Road Constructed {Kilometer}	593	72	12
18			Energising pump sets			
	(i)	18D01	Pumps sets energized {Number}	60,000	14,909	25
19			Supply of Electricity			
	(i)	18E02	Electricity supplied {Million Units}	45,191	43,792	97

Note:

* - Target Not Received.

** - Non-Targetable.

1 Very Good(90% or above of targets)

01B01, 05D02, 12A01, 12B01, 14A01, 15A02, 18E02

2 Good(Between 80% to 90% targets)

05A02, 15A01

3 Poor(Below 80% of targets)

01E02, 05B02, 06A01, 06B01, 07A03, 07A04, 10A01, 17A01, 18D01

RAJASTHAN

Sl. No.	Sub.Sl. No.	Item Code	Item/Parameter Name {Units}	Target April,2011-March,2012	Achievement April,2011-March,2012	Percent Achievement
(1)	(2)	(3)	(4)	(5)	(6)	(6)/(5)
1			Employment generation under the NREG Scheme			
	(i)	01A01	No. of job cards issued {Number}	**	91,130	
	(ii)	01A02	Employment generated {Number}	**	20,64,67,000	
	(iii)	01A03	Wages given {Rupees}	**	19,35,73,52,000	
2			Swaranjayanti Gram Swarojgar Yojana			
	(i)	01B01	Individual Swarozgaries Assisted {Number}	3,152	13,705	435
	(ii)	01B02	Individual SC Swarozgaries Assisted {Number}	**	3,771	
	(iii)	01B03	Individual ST Swarozgaries Assisted {Number}	**	4,379	
	(iv)	01B04	Individual Women Swarozgaries Assisted {Number}	**	5,392	
	(v)	01B05	Individual Disabled Swarozgaries Assisted {Number}	**	477	
3			Self Help Groups (SHG)			
	(i)	01E01	Formed under SGSY {Number}	**	2,849	
	(ii)	01E02	To whom income generating activities provided {Number}	5,749	5,500	96
4			Distribution of waste land to the landless			
	(i)	03E01	Total Land Distributed {Hectare}	**	0	
	(ii)	03E02	Land Distributed to SC {Hectare}	**	0	
	(iii)	03E03	Land Distributed to ST {Hectare}	**	0	
	(iv)	03E04	Land Distributed to Others {Hectare}	**	0	
5			Minimum Wages Enforcement (including Farm Labour)			
	(i)	04B01	Agriculture and Farm Workers: Inspections made {Number}	**	2,287	
	(ii)	04B02	Agriculture and Farm Workers: Irregularities detected {Number}	**	5	
	(iii)	04B03	Agriculture and Farm Workers: Irregularities rectified {Number}	**	1	
	(iv)	04B04	Agriculture and Farm Workers: Claims filed {Number}	**	4	
	(v)	04B05	Agriculture and Farm Workers: Claims settled {Number}	**	7	
	(vi)	04B06	Agriculture and Farm Workers: Prosecution cases Pending {Number}	**	4	
	(vii)	04B07	Agriculture and Farm Workers: Prosecution cases filed {Number}	**	0	
	(viii)	04B08	Agriculture and Farm Workers: Prosecution cases decided {Number}	**	1	
	(ix)	04B10	Agriculture and Farm Workers: Others {Number}	**	0	
6			Food Security:			
			Food security-Targeted Public Distribution system (APL+BPL+AAAY)			
	(i)	05A02	Off take {Tonnes}	21,15,140	20,78,693	98
			Food security-Targeted Public Distribution system (only AAY)			
	(ii)	05B02	Off take {Tonnes}	3,91,488	3,87,224	99
			Food Security - Targeted Public Distribution System (Only BPL)			
	(iii)	05D02	Off take {Tonnes}	6,29,532	6,20,447	99
7			Rural Housing - Indira Awaas Yojana			
	(i)	06A01	Houses constructed {Number}	61,894	58,931	95
8			EWS/LIG Houses in Urban Areas			
	(i)	06B01	Houses constructed {Number}	22,000	22,398	102
9			Rural Areas: National Rural Drinking Water Programme (NRDWP)			
	(i)	07A03	Habitations covered (Partially covered & Slipped back) {Number}	2,272	3,584	158
	(ii)	07A04	Coverage of water quality affected habitations {Number}	3,801	4,301	113

RAJASTHAN

Sl. No.	Sub.Sl. No.	Item Code	Item/Parameter Name {Units}	Target April,2011-March,2012	Achievement April,2011-March,2012	Percent Achievement
(1)	(2)	(3)	(4)	(5)	(6)	(6)/(5)
10			Sanitation Programme in Rural Areas			
	(i)	08D01	Individual Household latrines constructed {Number}	**	7,30,585	
11			Institutional Delivery			
	(i)	08E01	Delivery in institutions {Number}	**	12,79,362	
12			SC Families Assisted			
	(i)	10A01	SC Families Assisted {Number}	4,12,000	5,78,887	141
13			Universalization of ICDS Scheme			
	(i)	12A01	ICDS Blocks Operational (Cumulative) {Number}	304	304	100
14			Functional Anganwadis			
	(i)	12B01	Anganwadis Functional (Cumulative) {Number}	59,135	58,997	100
15			No. of Urban poor families assisted under Seven Point Charter			
	(i)	14A01	Poor Families Assisted {Number}	33,000	39,501	120
16			Afforestation (Public and Forest Lands)			
	(i)	15A01	Area Covered under Plantation {Hectares}	60,000	71,301	119
	(ii)	15A02	Seedlings planted {Number}	3,00,00,000	3,50,95,000	117
17			Rural Roads - PMGSY			
	(i)	17A01	Length of Road Constructed {Kilometer}	400	451	113
18			Rajiv Gandhi Grameen Vidyutikaran Yojana			
	(i)	18B01	Villages electrified {Number}	418	461	110
19			Energising pump sets			
	(i)	18D01	Pumps sets energized {Number}	45,000	41,111	91
20			Supply of Electricity			
	(i)	18E02	Electricity supplied {Million Units}	51,474	49,491	96

Note:

* - Target Not Received.

** - Non-Targetable.

1 Very Good(90% or above of targets)

01B01, 01E02, 05A02, 05B02, 05D02, 06A01, 06B01, 07A03, 07A04, 10A01, 12A01, 12B01, 14A01, 15A01, 15A02, 17A01, 18B01, 18D01, 18E02

SIKKIM

Sl. No.	Sub.Sl. No.	Item Code	Item/Parameter Name {Units}	Target April,2011-March,2012	Achievement April,2011-March,2012	Percent Achievement
(1)	(2)	(3)	(4)	(5)	(6)	(6)/(5)
1			Employment generation under the NREG Scheme			
	(i)	01A01	No. of job cards issued {Number}	**	2,073	
	(ii)	01A02	Employment generated {Number}	**	53,57,956	
	(iii)	01A03	Wages given {Rupees}	**	1,03,86,46,000	
2			Swaranjayanti Gram Swarozgar Yojana			
	(i)	01B01	Individual Swarozgaries Assisted {Number}	136	771	567
	(ii)	01B02	Individual SC Swarozgaries Assisted {Number}	**	124	
	(iii)	01B03	Individual ST Swarozgaries Assisted {Number}	**	1,012	
	(iv)	01B04	Individual Women Swarozgaries Assisted {Number}	**	1,522	
	(v)	01B05	Individual Disabled Swarozgaries Assisted {Number}	**	46	
3			Self Help Groups (SHG)			
	(i)	01E01	Formed under SGSY {Number}	**	106	
	(ii)	01E02	To whom income generating activities provided {Number}	248	609	246
4			Distribution of waste land to the landless			
	(i)	03E01	Total Land Distributed {Hectare}	**	4	
	(ii)	03E02	Land Distributed to SC {Hectare}	**	0	
	(iii)	03E03	Land Distributed to ST {Hectare}	**	2	
	(iv)	03E04	Land Distributed to Others {Hectare}	**	2	
5			Minimum Wages Enforcement (including Farm Labour)			
	(i)	04B01	Agriculture and Farm Workers: Inspections made {Number}	**	0	
	(ii)	04B02	Agriculture and Farm Workers: Irregularities detected {Number}	**	0	
	(iii)	04B03	Agriculture and Farm Workers: Irregularities rectified {Number}	**	0	
	(iv)	04B04	Agriculture and Farm Workers: Claims filed {Number}	**	0	
	(v)	04B05	Agriculture and Farm Workers: Claims settled {Number}	**	4	
	(vi)	04B06	Agriculture and Farm Workers: Prosecution cases Pending {Number}	**	0	
	(vii)	04B07	Agriculture and Farm Workers: Prosecution cases filed {Number}	**	0	
	(viii)	04B08	Agriculture and Farm Workers: Prosecution cases decided {Number}	**	0	
	(ix)	04B10	Agriculture and Farm Workers: Others {Number}	**	0	
6			Food Security:			
			Food security-Targeted Public Distribution system (APL+BPL+AAY)			
	(i)	05A02	Off take {Tonnes}	44,270	44,936	102
			Food security-Targeted Public Distribution system (only AAY)			
	(ii)	05B02	Off take {Tonnes}	6,936	7,252	105
			Food Security - Targeted Public Distribution System (Only BPL)			
	(iii)	05D02	Off take {Tonnes}	11,304	12,166	108
7			Rural Housing - Indira Awaas Yojana			
	(i)	06A01	Houses constructed {Number}	1,444	1,805	125
8			Rural Areas: National Rural Drinking Water Programme (NRDWP)			
	(i)	07A03	Habitations covered (Partially covered & Slipped back) {Number}	200	50	25
9			Sanitation Programme in Rural Areas			
	(i)	08D01	Individual Household latrines constructed {Number}	**	0	

SIKKIM

Sl. No.	Sub.Sl. No.	Item Code	Item/Parameter Name {Units}	Target April,2011-March,2012	Achievement April,2011-March,2012	Percent Achievement
(1)	(2)	(3)	(4)	(5)	(6)	(6)/(5)
10			Institutional Delivery			
	(i)	08E01	Delivery in institutions {Number}	**	7,054	
11			SC Families Assisted			
	(i)	10A01	SC Families Assisted {Number}	2,200	2,205	100
12			Universalization of ICDS Scheme			
	(i)	12A01	ICDS Blocks Operational (Cumulative) {Number}	13	13	100
13			Functional Anganwadis			
	(i)	12B01	Anganwadis Functional (Cumulative) {Number}	1,200	1,230	102
14			Afforestation (Public and Forest Lands)			
	(i)	15A01	Area Covered under Plantation {Hectares}	6,000	6,739	112
	(ii)	15A02	Seedlings planted {Number}	39,00,000	45,68,005	117
15			Rural Roads - PMGSY			
	(i)	17A01	Length of Road Constructed {Kilometer}	154	75	49
16			Rajiv Gandhi Grameen Vidyutikaran Yojana			
	(i)	18B01	Villages electrified {Number}	5	7	140
17			Supply of Electricity			
	(i)	18E02	Electricity supplied {Million Units}	390	384	98

Note:

* - Target Not Received.

** - Non-Targetable.

1 Very Good(90% or above of targets)

01B01, 01E02, 05A02, 05B02, 05D02, 06A01, 10A01, 12A01, 12B01, 15A01, 15A02, 18B01, 18E02

2 Poor(Below 80% of targets)

07A03, 17A01

TAMIL NADU

Sl. No.	Sub.Sl. No.	Item Code	Item/Parameter Name {Units}	Target April,2011-March,2012	Achievement April,2011-March,2012	Percent Achievement
(1)	(2)	(3)	(4)	(5)	(6)	(6)/(5)
1			Employment generation under the NREG Scheme			
	(i)	01A01	No. of job cards issued {Number}	**	5,69,936	
	(ii)	01A02	Employment generated {Number}	**	32,53,03,100	
	(iii)	01A03	Wages given {Rupees}	**	27,96,87,40,900	
2			Swaranjayanti Gram Swarojgar Yojana			
	(i)	01B01	Individual Swarozgaries Assisted {Number}	4,860	5,442	112
	(ii)	01B02	Individual SC Swarozgaries Assisted {Number}	**	2,458	
	(iii)	01B03	Individual ST Swarozgaries Assisted {Number}	**	168	
	(iv)	01B04	Individual Women Swarozgaries Assisted {Number}	**	3,554	
	(v)	01B05	Individual Disabled Swarozgaries Assisted {Number}	**	2,123	
3			Self Help Groups (SHG)			
	(i)	01E01	Formed under SGSY {Number}	**	27,752	
	(ii)	01E02	To whom income generating activities provided {Number}	8,865	7,871	89
4			Distribution of waste land to the landless			
	(i)	03E01	Total Land Distributed {Hectare}	**	58	
	(ii)	03E02	Land Distributed to SC {Hectare}	**	17	
	(iii)	03E03	Land Distributed to ST {Hectare}	**	1	
	(iv)	03E04	Land Distributed to Others {Hectare}	**	40	
5			Minimum Wages Enforcement (including Farm Labour)			
	(i)	04B01	Agriculture and Farm Workers: Inspections made {Number}	**	0	
	(ii)	04B02	Agriculture and Farm Workers: Irregularities detected {Number}	**	0	
	(iii)	04B03	Agriculture and Farm Workers: Irregularities rectified {Number}	**	0	
	(iv)	04B04	Agriculture and Farm Workers: Claims filed {Number}	**	0	
	(v)	04B05	Agriculture and Farm Workers: Claims settled {Number}	**	0	
	(vi)	04B06	Agriculture and Farm Workers: Prosecution cases Pending {Number}	**	0	
	(vii)	04B07	Agriculture and Farm Workers: Prosecution cases filed {Number}	**	0	
	(viii)	04B08	Agriculture and Farm Workers: Prosecution cases decided {Number}	**	0	
	(ix)	04B10	Agriculture and Farm Workers: Others {Number}	**	0	
6			Food Security:			
			Food security-Targeted Public Distribution system (APL+BPL+AAAY)			
	(i)	05A02	Off take {Tonnes}	37,22,832	37,00,634	99
			Food security-Targeted Public Distribution system (only AAAY)			
	(ii)	05B02	Off take {Tonnes}	7,83,144	7,70,227	98
			Food Security - Targeted Public Distribution System (Only BPL)			
	(iii)	05D02	Off take {Tonnes}	12,59,232	12,47,254	99
7			Rural Housing - Indira Awaas Yojana			
	(i)	06A01	Houses constructed {Number}	1,00,553	92,533	92
8			EWS/LIG Houses in Urban Areas			
	(i)	06B01	Houses constructed {Number}	35,000	10,503	30
9			Rural Areas: National Rural Drinking Water Programme (NRDWP)			
	(i)	07A03	Habitations covered (Partially covered & Slipped back) {Number}	5,923	5,923	100
	(ii)	07A04	Coverage of water quality affected habitations {Number}	77	77	100

TAMIL NADU

Sl. No.	Sub.Sl. No.	Item Code	Item/Parameter Name {Units}	Target April,2011-March,2012	Achievement April,2011-March,2012	Percent Achievement
(1)	(2)	(3)	(4)	(5)	(6)	(6)/(5)
10			Sanitation Programme in Rural Areas			
	(i)	08D01	Individual Household latrines constructed {Number}	**	4,10,794	
11			Institutional Delivery			
	(i)	08E01	Delivery in institutions {Number}	**	10,75,394	
12			SC Families Assisted			
	(i)	10A01	SC Families Assisted {Number}	9,00,000	9,31,990	104
13			Universalization of ICDS Scheme			
	(i)	12A01	ICDS Blocks Operational (Cumulative) {Number}	434	434	100
14			Functional Anganwadis			
	(i)	12B01	Anganwadis Functional (Cumulative) {Number}	54,439	54,439	100
15			No. of Urban poor families assisted under Seven Point Charter			
	(i)	14A01	Poor Families Assisted {Number}	52,500	23,251	44
16			Afforestation (Public and Forest Lands)			
	(i)	15A01	Area Covered under Plantation {Hectares}	1,18,500	75,492	64
	(ii)	15A02	Seedlings planted {Number}	7,70,25,000	3,62,70,156	47
17			Rural Roads - PMGSY			
	(i)	17A01	Length of Road Constructed {Kilometer}	1,058	814	77
18			Energising pump sets			
	(i)	18D01	Pumps sets energized {Number}	15,000	15,125	101
19			Supply of Electricity			
	(i)	18E02	Electricity supplied {Million Units}	85,685	76,705	90

Note:

* - Target Not Received.

** - Non-Targetable.

1 Very Good(90% or above of targets)

01B01, 05A02, 05B02, 05D02, 06A01, 07A03, 07A04, 10A01, 12A01, 12B01, 18D01, 18E02

2 Good(Between 80% to 90% targets)

01E02

3 Poor(Below 80% of targets)

06B01, 14A01, 15A01, 15A02, 17A01

TRIPURA

Sl. No.	Sub.Sl. No.	Item Code	Item/Parameter Name {Units}	Target April,2011-March,2012	Achievement April,2011-March,2012	Percent Achievement
(1)	(2)	(3)	(4)	(5)	(6)	(6)/(5)
1			Employment generation under the NREG Scheme			
	(i)	01A01	No. of job cards issued {Number}	**	13,246	
	(ii)	01A02	Employment generated {Number}	**	4,89,73,789	
	(iii)	01A03	Wages given {Rupees}	**	5,78,15,50,000	
2			Swaranjayanti Gram Swarozgar Yojana			
	(i)	01B01	Individual Swarozgaries Assisted {Number}	852	0	0
	(ii)	01B02	Individual SC Swarozgaries Assisted {Number}	**	0	
	(iii)	01B03	Individual ST Swarozgaries Assisted {Number}	**	0	
	(iv)	01B04	Individual Women Swarozgaries Assisted {Number}	**	0	
	(v)	01B05	Individual Disabled Swarozgaries Assisted {Number}	**	0	
3			Self Help Groups (SHG)			
	(i)	01E01	Formed under SGSY {Number}	**	1,943	
	(ii)	01E02	To whom income generating activities provided {Number}	1,554	2,184	141
4			Distribution of waste land to the landless			
	(i)	03E01	Total Land Distributed {Hectare}	**	0	
	(ii)	03E02	Land Distributed to SC {Hectare}	**	0	
	(iii)	03E03	Land Distributed to ST {Hectare}	**	0	
	(iv)	03E04	Land Distributed to Others {Hectare}	**	0	
5			Minimum Wages Enforcement (including Farm Labour)			
	(i)	04B01	Agriculture and Farm Workers: Inspections made {Number}	**	0	
	(ii)	04B02	Agriculture and Farm Workers: Irregularities detected {Number}	**	0	
	(iii)	04B03	Agriculture and Farm Workers: Irregularities rectified {Number}	**	0	
	(iv)	04B04	Agriculture and Farm Workers: Claims filed {Number}	**	0	
	(v)	04B05	Agriculture and Farm Workers: Claims settled {Number}	**	0	
	(vi)	04B06	Agriculture and Farm Workers: Prosecution cases Pending {Number}	**	0	
	(vii)	04B07	Agriculture and Farm Workers: Prosecution cases filed {Number}	**	0	
	(viii)	04B08	Agriculture and Farm Workers: Prosecution cases decided {Number}	**	0	
	(ix)	04B10	Agriculture and Farm Workers: Others {Number}	**	0	
6			Food Security:			
			Food security-Targeted Public Distribution system (APL+BPL+AAAY)			
	(i)	05A02	Off take {Tonnes}	3,08,034	2,75,381	89
			Food security-Targeted Public Distribution system (only AAAY)			
	(ii)	05B02	Off take {Tonnes}	47,520	47,465	100
			Food Security - Targeted Public Distribution System (Only BPL)			
	(iii)	05D02	Off take {Tonnes}	76,380	77,571	102
7			Rural Housing - Indira Awaas Yojana			
	(i)	06A01	Houses constructed {Number}	14,704	14,797	101
8			EWS/LIG Houses in Urban Areas			
	(i)	06B01	Houses constructed {Number}	1,000	540	54
9			Rural Areas: National Rural Drinking Water Programme (NRDWP)			
	(i)	07A04	Coverage of water quality affected habitations {Number}	982	833	85

TRIPURA

Sl. No.	Sub.Sl. No.	Item Code	Item/Parameter Name {Units}	Target April,2011-March,2012	Achievement April,2011-March,2012	Percent Achievement
(1)	(2)	(3)	(4)	(5)	(6)	(6)/(5)
10			Sanitation Programme in Rural Areas			
	(i)	08D01	Individual Household latrines constructed {Number}	**	24,761	
11			Institutional Delivery			
	(i)	08E01	Delivery in institutions {Number}	**	41,313	
12			SC Families Assisted			
	(i)	10A01	SC Families Assisted {Number}	22,000	21,844	99
13			Universalization of ICDS Scheme			
	(i)	12A01	ICDS Blocks Operational (Cumulative) {Number}	56	56	100
14			Functional Anganwadis			
	(i)	12B01	Anganwadis Functional (Cumulative) {Number}	9,906	9,906	100
15			No. of Urban poor families assisted under Seven Point Charter			
	(i)	14A01	Poor Families Assisted {Number}	1,500	2,372	158
16			Afforestation (Public and Forest Lands)			
	(i)	15A01	Area Covered under Plantation {Hectares}	13,000	25,572	197
	(ii)	15A02	Seedlings planted {Number}	84,50,000	1,70,85,700	202
17			Rural Roads - PMGSY			
	(i)	17A01	Length of Road Constructed {Kilometer}	314	309	98
18			Rajiv Gandhi Grameen Vidyutikaran Yojana			
	(i)	18B01	Villages electrified {Number}	82	50	61
19			Supply of Electricity			
	(i)	18E02	Electricity supplied {Million Units}	949	900	95

Note:

* - Target Not Received.

** - Non-Targetable.

** - Non-Targetable.

1 Very Good(90% or above of targets)

01E02, 05B02, 05D02, 06A01, 10A01, 12A01, 12B01, 14A01, 15A01, 15A02, 17A01, 18E02

2 Good(Between 80% to 90% targets)

05A02, 07A04

3 Poor(Below 80% of targets)

01B01, 06B01, 18B01

UTTARAKHAND

Sl. No.	Sub.Sl. No.	Item Code	Item/Parameter Name {Units}	Target April,2011-March,2012	Achievement April,2011-March,2012	Percent Achievement
(1)	(2)	(3)	(4)	(5)	(6)	(6)/(5)
1			Employment generation under the NREG Scheme			
	(i)	01A01	No. of job cards issued {Number}	**	35,640	
	(ii)	01A02	Employment generated {Number}	**	2,15,81,630	
	(iii)	01A03	Wages given {Rupees}	**	2,58,98,29,000	
2			Swaranjayanti Gram Swarojgar Yojana			
	(i)	01B01	Individual Swarozgaries Assisted {Number}	991	1,575	159
	(ii)	01B02	Individual SC Swarozgaries Assisted {Number}	**	1,403	
	(iii)	01B03	Individual ST Swarozgaries Assisted {Number}	**	69	
	(iv)	01B04	Individual Women Swarozgaries Assisted {Number}	**	244	
	(v)	01B05	Individual Disabled Swarozgaries Assisted {Number}	**	10	
3			Self Help Groups (SHG)			
	(i)	01E01	Formed under SGSY {Number}	**	5,107	
	(ii)	01E02	To whom income generating activities provided {Number}	1,808	2,273	126
4			Distribution of waste land to the landless			
	(i)	03E01	Total Land Distributed {Hectare}	**	0	
	(ii)	03E02	Land Distributed to SC {Hectare}	**	0	
	(iii)	03E03	Land Distributed to ST {Hectare}	**	0	
	(iv)	03E04	Land Distributed to Others {Hectare}	**	0	
5			Minimum Wages Enforcement (including Farm Labour)			
	(i)	04B01	Agriculture and Farm Workers: Inspections made {Number}	**	0	
	(ii)	04B02	Agriculture and Farm Workers: Irregularities detected {Number}	**	0	
	(iii)	04B03	Agriculture and Farm Workers: Irregularities rectified {Number}	**	0	
	(iv)	04B04	Agriculture and Farm Workers: Claims filed {Number}	**	0	
	(v)	04B05	Agriculture and Farm Workers: Claims settled {Number}	**	0	
	(vi)	04B06	Agriculture and Farm Workers: Prosecution cases Pending {Number}	**	0	
	(vii)	04B07	Agriculture and Farm Workers: Prosecution cases filed {Number}	**	0	
	(viii)	04B08	Agriculture and Farm Workers: Prosecution cases decided {Number}	**	0	
	(ix)	04B10	Agriculture and Farm Workers: Others {Number}	**	0	
6			Food Security:			
			Food security-Targeted Public Distribution system (APL+BPL+AAAY)			
	(i)	05A02	Off take {Tonnes}	5,02,702	4,56,876	91
			Food security-Targeted Public Distribution system (only AAAY)			
	(ii)	05B02	Off take {Tonnes}	80,184	76,354	95
			Food Security - Targeted Public Distribution System (Only BPL)			
	(iii)	05D02	Off take {Tonnes}	1,28,988	1,25,013	97
7			Rural Housing - Indira Awaas Yojana			
	(i)	06A01	Houses constructed {Number}	15,488	15,508	100
8			EWS/LIG Houses in Urban Areas			
	(i)	06B01	Houses constructed {Number}	3,000	0	0
9			Rural Areas: National Rural Drinking Water Programme (NRDWP)			
	(i)	07A03	Habitations covered (Partially covered & Slipped back) {Number}	1,341	1,102	82

UTTARAKHAND

Sl. No.	Sub.Sl. No.	Item Code	Item/Parameter Name {Units}	Target April,2011-March,2012	Achievement April,2011-March,2012	Percent Achievement
(1)	(2)	(3)	(4)	(5)	(6)	(6)/(5)
10			Sanitation Programme in Rural Areas			
	(i)	08D01	Individual Household latrines constructed {Number}	**	1,25,051	
11			Institutional Delivery			
	(i)	08E01	Delivery in institutions {Number}	**	1,06,501	
12			SC Families Assisted			
	(i)	10A01	SC Families Assisted {Number}	7,000	7,136	102
13			Universalization of ICDS Scheme			
	(i)	12A01	ICDS Blocks Operational (Cumulative) {Number}	105	105	100
14			Functional Anganwadis			
	(i)	12B01	Anganwadis Functional (Cumulative) {Number}	19,223	17,824	93
15			No. of Urban poor families assisted under Seven Point Charter			
	(i)	14A01	Poor Families Assisted {Number}	4,500	4,837	107
16			Afforestation (Public and Forest Lands)			
	(i)	15A01	Area Covered under Plantation {Hectares}	20,000	23,505	118
	(ii)	15A02	Seedlings planted {Number}	1,30,00,000	2,41,58,000	186
17			Rural Roads - PMGSY			
	(i)	17A01	Length of Road Constructed {Kilometer}	350	640	183
18			Energising pump sets			
	(i)	18D01	Pumps sets energized {Number}	350	1,118	319
19			Supply of Electricity			
	(i)	18E02	Electricity supplied {Million Units}	10,513	10,208	97

Note:

* - Target Not Received.

** - Non-Targetable.

1 Very Good(90% or above of targets)

01B01, 01E02, 05A02, 05B02, 05D02, 06A01, 10A01, 12A01, 12B01, 14A01, 15A01, 15A02, 17A01, 18D01, 18E02

2 Good(Between 80% to 90% targets)

07A03

3 Poor(Below 80% of targets)

06B01

UTTAR PRADESH

Sl. No.	Sub.Sl. No.	Item Code	Item/Parameter Name {Units}	Target April,2011-March,2012	Achievement April,2011-March,2012	Percent Achievement
(1)	(2)	(3)	(4)	(5)	(6)	(6)/(5)
1			Employment generation under the NREG Scheme			
	(i)	01A01	No. of job cards issued {Number}	**	14,33,124	
	(ii)	01A02	Employment generated {Number}	**	27,59,81,000	
	(iii)	01A03	Wages given {Rupees}	**	30,46,41,85,200	
2			Swaranjayanti Gram Swarojgar Yojana			
	(i)	01B01	Individual Swarozgaries Assisted {Number}	18,824	79,430	422
	(ii)	01B02	Individual SC Swarozgaries Assisted {Number}	**	43,506	
	(iii)	01B03	Individual ST Swarozgaries Assisted {Number}	**	271	
	(iv)	01B04	Individual Women Swarozgaries Assisted {Number}	**	25,388	
	(v)	01B05	Individual Disabled Swarozgaries Assisted {Number}	**	1,171	
3			Self Help Groups (SHG)			
	(i)	01E01	Formed under SGSY {Number}	**	51,269	
	(ii)	01E02	To whom income generating activities provided {Number}	34,336	43,979	128
4			Distribution of waste land to the landless			
	(i)	03E01	Total Land Distributed {Hectare}	**	1,966	
	(ii)	03E02	Land Distributed to SC {Hectare}	**	1,731	
	(iii)	03E03	Land Distributed to ST {Hectare}	**	0	
	(iv)	03E04	Land Distributed to Others {Hectare}	**	235	
5			Minimum Wages Enforcement (including Farm Labour)			
	(i)	04B01	Agriculture and Farm Workers: Inspections made {Number}	**	0	
	(ii)	04B02	Agriculture and Farm Workers: Irregularities detected {Number}	**	0	
	(iii)	04B03	Agriculture and Farm Workers: Irregularities rectified {Number}	**	0	
	(iv)	04B04	Agriculture and Farm Workers: Claims filed {Number}	**	0	
	(v)	04B05	Agriculture and Farm Workers: Claims settled {Number}	**	0	
	(vi)	04B06	Agriculture and Farm Workers: Prosecution cases Pending {Number}	**	0	
	(vii)	04B07	Agriculture and Farm Workers: Prosecution cases filed {Number}	**	0	
	(viii)	04B08	Agriculture and Farm Workers: Prosecution cases decided {Number}	**	0	
	(ix)	04B10	Agriculture and Farm Workers: Others {Number}	**	0	
6			Food Security:			
			Food security-Targeted Public Distribution system (APL+BPL+AAY)			
	(i)	05A02	Off take {Tonnes}	71,14,590	66,45,333	93
			Food security-Targeted Public Distribution system (only AAY)			
	(ii)	05B02	Off take {Tonnes}	17,19,480	17,11,989	100
			Food Security - Targeted Public Distribution System (Only BPL)			
	(iii)	05D02	Off take {Tonnes}	27,65,700	29,24,158	106
7			Rural Housing - Indira Awaas Yojana			
	(i)	06A01	Houses constructed {Number}	3,32,804	3,10,403	93
8			EWS/LIG Houses in Urban Areas			
	(i)	06B01	Houses constructed {Number}	32,000	3,723	12
9			Rural Areas: National Rural Drinking Water Programme (NRDWP)			
	(i)	07A03	Habitations covered (Partially covered & Slipped back) {Number}	22,500	22,500	100
	(ii)	07A04	Coverage of water quality affected habitations {Number}	800	631	79

UTTAR PRADESH

Sl. No.	Sub.Sl. No.	Item Code	Item/Parameter Name {Units}	Target April,2011-March,2012	Achievement April,2011-March,2012	Percent Achievement
(1)	(2)	(3)	(4)	(5)	(6)	(6)/(5)
10			Sanitation Programme in Rural Areas			
	(i)	08D01	Individual Household latrines constructed {Number}	**	16,13,384	
11			Institutional Delivery			
	(i)	08E01	Delivery in institutions {Number}	**	28,39,384	
12			SC Families Assisted			
	(i)	10A01	SC Families Assisted {Number}	2,57,000	2,23,430	87
13			Universalization of ICDS Scheme			
	(i)	12A01	ICDS Blocks Operational (Cumulative) {Number}	897	896	100
14			Functional Anganwadis			
	(i)	12B01	Anganwadis Functional (Cumulative) {Number}	1,79,826	1,86,672	104
15			No. of Urban poor families assisted under Seven Point Charter			
	(i)	14A01	Poor Families Assisted {Number}	48,000	5,173	11
16			Afforestation (Public and Forest Lands)			
	(i)	15A01	Area Covered under Plantation {Hectares}	90,000	83,233	92
	(ii)	15A02	Seedlings planted {Number}	5,85,00,000	6,63,55,002	113
17			Rural Roads - PMGSY			
	(i)	17A01	Length of Road Constructed {Kilometer}	3,000	522	17
18			Energising pump sets			
	(i)	18D01	Pumps sets energized {Number}	22,058	26,000	118
19			Supply of Electricity			
	(i)	18E02	Electricity supplied {Million Units}	81,339	72,116	89

Note:

* - Target Not Received.

** - Non-Targetable.

1 Very Good(90% or above of targets)

01B01, 01E02, 05A02, 05B02, 05D02, 06A01, 07A03, 12A01, 12B01, 15A01, 15A02, 18D01

2 Good(Between 80% to 90% targets)

10A01, 18E02

3 Poor(Below 80% of targets)

06B01, 07A04, 14A01, 17A01

WEST BENGAL

Sl. No.	Sub.Sl. No.	Item Code	Item/Parameter Name {Units}	Target April,2011-March,2012	Achievement April,2011-March,2012	Percent Achievement
(1)	(2)	(3)	(4)	(5)	(6)	(6)/(5)
1			Employment generation under the NREG Scheme			
	(i)	01A01	No. of job cards issued {Number}	**	2,49,573	
	(ii)	01A02	Employment generated {Number}	**	9,30,05,000	
	(iii)	01A03	Wages given {Rupees}	**	12,63,44,62,000	
2			Swaranjayanti Gram Swarajgar Yojana			
	(i)	01B01	Individual Swarozgaries Assisted {Number}	6,987	300	4
	(ii)	01B02	Individual SC Swarozgaries Assisted {Number}	**	27,991	
	(iii)	01B03	Individual ST Swarozgaries Assisted {Number}	**	5,931	
	(iv)	01B04	Individual Women Swarozgaries Assisted {Number}	**	74,802	
	(v)	01B05	Individual Disabled Swarozgaries Assisted {Number}	**	101	
3			Self Help Groups (SHG)			
	(i)	01E01	Formed under SGSY {Number}	**	29,460	
	(ii)	01E02	To whom income generating activities provided {Number}	12,743	32,473	255
4			Distribution of waste land to the landless			
	(i)	03E01	Total Land Distributed {Hectare}	**	0	
	(ii)	03E02	Land Distributed to SC {Hectare}	**	0	
	(iii)	03E03	Land Distributed to ST {Hectare}	**	0	
	(iv)	03E04	Land Distributed to Others {Hectare}	**	0	
5			Minimum Wages Enforcement (including Farm Labour)			
	(i)	04B01	Agriculture and Farm Workers: Inspections made {Number}	**	0	
	(ii)	04B02	Agriculture and Farm Workers: Irregularities detected {Number}	**	0	
	(iii)	04B03	Agriculture and Farm Workers: Irregularities rectified {Number}	**	0	
	(iv)	04B04	Agriculture and Farm Workers: Claims filed {Number}	**	0	
	(v)	04B05	Agriculture and Farm Workers: Claims settled {Number}	**	0	
	(vi)	04B06	Agriculture and Farm Workers: Prosecution cases Pending {Number}	**	0	
	(vii)	04B07	Agriculture and Farm Workers: Prosecution cases filed {Number}	**	0	
	(viii)	04B08	Agriculture and Farm Workers: Prosecution cases decided {Number}	**	0	
	(ix)	04B10	Agriculture and Farm Workers: Others {Number}	**	0	
6			Food Security:			
	(i)		Food security-Targeted Public Distribution system (APL+BPL+AAAY)			
		05A02	Off take {Tonnes}	37,63,754	32,81,205	87
	(ii)		Food security-Targeted Public Distribution system (only AAY)			
		05B02	Off take {Tonnes}	6,21,684	4,84,786	78
	(iii)		Food Security - Targeted Public Distribution System (Only BPL)			
		05D02	Off take {Tonnes}	15,53,580	14,28,508	92
7			Rural Housing - Indira Awaas Yojana			
	(i)	06A01	Houses constructed {Number}	1,99,176	1,67,469	84
8			EWS/LIG Houses in Urban Areas			
	(i)	06B01	Houses constructed {Number}	35,000	18,846	54
9			Rural Areas: National Rural Drinking Water Programme (NRDWP)			
	(i)	07A03	Habitations covered (Partially covered & Slipped back) {Number}	1,934	3,054	158
	(ii)	07A04	Coverage of water quality affected habitations {Number}	4,160	1,565	38

WEST BENGAL

Sl. No.	Sub.Sl. No.	Item Code	Item/Parameter Name {Units}	Target April,2011-March,2012	Achievement April,2011-March,2012	Percent Achievement
(1)	(2)	(3)	(4)	(5)	(6)	(6)/(5)
10			Sanitation Programme in Rural Areas			
	(i)	08D01	Individual Household latrines constructed {Number}	**	8,00,900	
11			Institutional Delivery			
	(i)	08E01	Delivery in institutions {Number}	**	0	
12			SC Families Assisted			
	(i)	10A01	SC Families Assisted {Number}	1,10,000	7,669	7
13			Universalization of ICDS Scheme			
	(i)	12A01	ICDS Blocks Operational (Cumulative) {Number}	512	573	112
14			Functional Anganwadis			
	(i)	12B01	Anganwadis Functional (Cumulative) {Number}	1,13,999	1,00,709	88
15			No. of Urban poor families assisted under Seven Point Charter			
	(i)	14A01	Poor Families Assisted {Number}	52,500	14,112	27
16			Afforestation (Public and Forest Lands)			
	(i)	15A01	Area Covered under Plantation {Hectares}	20,000	753	4
	(ii)	15A02	Seedlings planted {Number}	1,30,00,000	71,52,000	55
17			Rural Roads - PMGSY			
	(i)	17A01	Length of Road Constructed {Kilometer}	1,347	897	67
18			Energising pump sets			
	(i)	18D01	Pumps sets energized {Number}	422	837	198
19			Supply of Electricity			
	(i)	18E02	Electricity supplied {Million Units}	38,679	38,281	99

Note:

* - Target Not Received.

** - Non-Targetable.

1 Very Good(90% or above of targets)

01E02, 05D02, 07A03, 12A01, 18D01, 18E02

2 Good(Between 80% to 90% targets)

05A02, 06A01, 12B01

3 Poor(Below 80% of targets)

01B01, 05B02, 06B01, 07A04, 10A01, 14A01, 15A01, 15A02, 17A01

ANDAMAN AND NICOBAR ISLANDS

Sl. No.	Sub.Sl. No.	Item Code	Item/Parameter Name {Units}	Target April,2011-March,2012	Achievement April,2011-March,2012	Percent Achievement
(1)	(2)	(3)	(4)	(5)	(6)	(6)/(5)
1			Employment generation under the NREG Scheme			
	(i)	01A01	No. of job cards issued {Number}	**	3,195	
	(ii)	01A02	Employment generated {Number}	**	8,95,922	
	(iii)	01A03	Wages given {Rupees}	**	15,73,45,000	
2			Swaranjayanti Gram Swarajgar Yojana			
	(i)	01B01	Individual Swarozgaris Assisted {Number}	9	253	2,811
	(ii)	01B02	Individual SC Swarozgaris Assisted {Number}	**	0	
	(iii)	01B03	Individual ST Swarozgaris Assisted {Number}	**	30	
	(iv)	01B04	Individual Women Swarozgaris Assisted {Number}	**	49	
	(v)	01B05	Individual Disabled Swarozgaris Assisted {Number}	**	2	
3			Self Help Groups (SHG)			
	(i)	01E01	Formed under SGSY {Number}	**	73	
	(ii)	01E02	To whom income generating activities provided {Number}	16	73	456
4			Distribution of waste land to the landless			
	(i)	03E01	Total Land Distributed {Hectare}	**	0	
	(ii)	03E02	Land Distributed to SC {Hectare}	**	0	
	(iii)	03E03	Land Distributed to ST {Hectare}	**	0	
	(iv)	03E04	Land Distributed to Others {Hectare}	**	0	
5			Minimum Wages Enforcement (including Farm Labour)			
	(i)	04B01	Agriculture and Farm Workers: Inspections made {Number}	**	0	
	(ii)	04B02	Agriculture and Farm Workers: Irregularities detected {Number}	**	0	
	(iii)	04B03	Agriculture and Farm Workers: Irregularities rectified {Number}	**	0	
	(iv)	04B04	Agriculture and Farm Workers: Claims filed {Number}	**	0	
	(v)	04B05	Agriculture and Farm Workers: Claims settled {Number}	**	0	
	(vi)	04B06	Agriculture and Farm Workers: Prosecution cases Pending {Number}	**	2	
	(vii)	04B07	Agriculture and Farm Workers: Prosecution cases filed {Number}	**	0	
	(viii)	04B08	Agriculture and Farm Workers: Prosecution cases decided {Number}	**	0	
	(ix)	04B10	Agriculture and Farm Workers: Others {Number}	**	0	
6			Food Security:			
			Food security-Targeted Public Distribution system (APL+BPL+AAY)			
	(i)	05A02	Off take {Tonnes}	34,020	16,026	47
			Food security-Targeted Public Distribution system (only AAY)			
	(ii)	05B02	Off take {Tonnes}	1,800	909	50
			Food Security - Targeted Public Distribution System (Only BPL)			
	(iii)	05D02	Off take {Tonnes}	5,340	3,928	74
7			Rural Housing - Indira Awaas Yojana			
	(i)	06A01	Houses constructed {Number}	2,389	578	24
8			Sanitation Programme in Rural Areas			
	(i)	08D01	Individual Household latrines constructed {Number}	**	0	
9			Institutional Delivery			
	(i)	08E01	Delivery in institutions {Number}	**	5,186	

ANDAMAN AND NICOBAR ISLANDS

Sl. No.	Sub.Sl. No.	Item Code	Item/Parameter Name {Units}	Target April,2011-March,2012	Achievement April,2011-March,2012	Percent Achievement
(1)	(2)	(3)	(4)	(5)	(6)	(6)/(5)
10			Universalization of ICDS Scheme			
	(i)	12A01	ICDS Blocks Operational (Cumulative) {Number}	5	5	100
11			Functional Anganwadis			
	(i)	12B01	Anganwadis Functional (Cumulative) {Number}	707	699	99
12			Afforestation (Public and Forest Lands)			
	(i)	15A01	Area Covered under Plantation {Hectares}	1,300	1,583	122
	(ii)	15A02	Seedlings planted {Number}	8,45,000	9,82,681	116
13			Supply of Electricity			
	(i)	18E02	Electricity supplied {Million Units}	244	204	84

Note:

* - Target Not Received.

** - Non-Targetable.

1 Very Good(90% or above of targets)

01B01, 01E02, 12A01, 12B01, 15A01, 15A02

2 Good(Between 80% to 90% targets)

18E02

3 Poor(Below 80% of targets)

05A02, 05B02, 05D02, 06A01

CHANDIGARH

Sl. No.	Sub.Sl. No.	Item Code	Item/Parameter Name {Units}	Target April,2011-March,2012	Achievement April,2011-March,2012	Percent Achievement
(1)	(2)	(3)	(4)	(5)	(6)	(6)/(5)
1			Employment generation under the NREG Scheme			
	(i)	01A01	No. of job cards issued {Number}	**	0	
	(ii)	01A02	Employment generated {Number}	**	0	
	(iii)	01A03	Wages given {Rupees}	**	0	
2			Self Help Groups (SHG)			
	(i)	01E01	Formed under SGSY {Number}	**	0	
3			Distribution of waste land to the landless			
	(i)	03E01	Total Land Distributed {Hectare}	**	0	
	(ii)	03E02	Land Distributed to SC {Hectare}	**	0	
	(iii)	03E03	Land Distributed to ST {Hectare}	**	0	
	(iv)	03E04	Land Distributed to Others {Hectare}	**	0	
4			Minimum Wages Enforcement (including Farm Labour)			
	(i)	04B01	Agriculture and Farm Workers: Inspections made {Number}	**	0	
	(ii)	04B02	Agriculture and Farm Workers: Irregularities detected {Number}	**	0	
	(iii)	04B03	Agriculture and Farm Workers: Irregularities rectified {Number}	**	0	
	(iv)	04B04	Agriculture and Farm Workers: Claims filed {Number}	**	0	
	(v)	04B05	Agriculture and Farm Workers: Claims settled {Number}	**	0	
	(vi)	04B06	Agriculture and Farm Workers: Prosecution cases Pending {Number}	**	0	
	(vii)	04B07	Agriculture and Farm Workers: Prosecution cases filed {Number}	**	0	
	(viii)	04B08	Agriculture and Farm Workers: Prosecution cases decided {Number}	**	0	
	(ix)	04B10	Agriculture and Farm Workers: Others {Number}	**	0	
5			Food Security:			
			Food security-Targeted Public Distribution system (APL+BPL+AAAY)			
	(i)	05A02	Off take {Tonnes}	34,980	34,216	98
			Food security-Targeted Public Distribution system (only AAY)			
	(ii)	05B02	Off take {Tonnes}	624	125	20
			Food Security - Targeted Public Distribution System (Only BPL)			
	(iii)	05D02	Off take {Tonnes}	3,756	3,492	93
6			EWS/LIG Houses in Urban Areas			
	(i)	06B01	Houses constructed {Number}	5,000	0	0
7			Sanitation Programme in Rural Areas			
	(i)	08D01	Individual Household latrines constructed {Number}	**	0	
8			Institutional Delivery			
	(i)	08E01	Delivery in institutions {Number}	**	21,449	

CHANDIGARH

Sl. No.	Sub.Sl. No.	Item Code	Item/Parameter Name {Units}	Target April,2011-March,2012	Achievement April,2011-March,2012	Percent Achievement
(1)	(2)	(3)	(4)	(5)	(6)	(6)/(5)
9			SC Families Assisted			
	(i)	10A01	SC Families Assisted {Number}	700	707	101
10			Universalization of ICDS Scheme			
	(i)	12A01	ICDS Blocks Operational (Cumulative) {Number}	3	3	100
11			Functional Anganwadis			
	(i)	12B01	Anganwadis Functional (Cumulative) {Number}	456	420	92
12			No. of Urban poor families assisted under Seven Point Charter			
	(i)	14A01	Poor Families Assisted {Number}	7,500	0	0
13			Afforestation (Public and Forest Lands)			
	(i)	15A01	Area Covered under Plantation {Hectares}	300	316	105
	(ii)	15A02	Seedlings planted {Number}	1,95,000	1,94,314	100
14			Supply of Electricity			
	(i)	18E02	Electricity supplied {Million Units}	1,568	1,564	100

Note:

* - Target Not Received.

** - Non-Targetable.

1 Very Good(90% or above of targets)

05A02, 05D02, 10A01, 12A01, 12B01, 15A01, 15A02, 18E02

2 Poor(Below 80% of targets)

05B02, 06B01, 14A01

DADRA AND NAGAR HAVELI

Sl. No.	Sub.Sl. No.	Item Code	Item/Parameter Name {Units}	Target April,2011-March,2012	Achievement April,2011-March,2012	Percent Achievement
(1)	(2)	(3)	(4)	(5)	(6)	(6)/(5)
1			Employment generation under the NREG Scheme			
	(i)	01A01	No. of job cards issued {Number}	**	11,697	
	(ii)	01A02	Employment generated {Number}	**	30,316	
	(iii)	01A03	Wages given {Rupees}	**	5,76,79,780	
2			Swaranjayanti Gram Swarojgar Yojana			
	(i)	01B01	Individual Swarozgaries Assisted {Number}	9	172	1,911
	(ii)	01B02	Individual SC Swarozgaries Assisted {Number}	**	0	
	(iii)	01B03	Individual ST Swarozgaries Assisted {Number}	**	172	
	(iv)	01B04	Individual Women Swarozgaries Assisted {Number}	**	38	
	(v)	01B05	Individual Disabled Swarozgaries Assisted {Number}	**	0	
3			Self Help Groups (SHG)			
	(i)	01E01	Formed under SGSY {Number}	**	0	
	(ii)	01E02	To whom income generating activities provided {Number}	16	18	112
4			Distribution of waste land to the landless			
	(i)	03E01	Total Land Distributed {Hectare}	**	0	
	(ii)	03E02	Land Distributed to SC {Hectare}	**	0	
	(iii)	03E03	Land Distributed to ST {Hectare}	**	0	
	(iv)	03E04	Land Distributed to Others {Hectare}	**	0	
5			Minimum Wages Enforcement (including Farm Labour)			
	(i)	04B01	Agriculture and Farm Workers: Inspections made {Number}	**	5	
	(ii)	04B02	Agriculture and Farm Workers: Irregularities detected {Number}	**	0	
	(iii)	04B03	Agriculture and Farm Workers: Irregularities rectified {Number}	**	0	
	(iv)	04B04	Agriculture and Farm Workers: Claims filed {Number}	**	1	
	(v)	04B05	Agriculture and Farm Workers: Claims settled {Number}	**	0	
	(vi)	04B06	Agriculture and Farm Workers: Prosecution cases Pending {Number}	**	0	
	(vii)	04B07	Agriculture and Farm Workers: Prosecution cases filed {Number}	**	1	
	(viii)	04B08	Agriculture and Farm Workers: Prosecution cases decided {Number}	**	0	
	(ix)	04B10	Agriculture and Farm Workers: Others {Number}	**	0	
6			Food Security			
			Food security-Targeted Public Distribution system (APL+BPL+AAY)			
	(i)	05A02	Off take {Tonnes}	10,284	10,247	100
			Food security-Targeted Public Distribution system (only AAY)			
	(ii)	05B02	Off take {Tonnes}	2,196	2,459	112
			Food Security - Targeted Public Distribution System (Only BPL)			
	(iii)	05D02	Off take {Tonnes}	5,028	5,125	102
7			Rural Housing - Indira Awaas Yojana			
	(i)	06A01	Houses constructed {Number}	398	321	81
8			Sanitation Programme in Rural Areas			
	(i)	08D01	Individual Household latrines constructed {Number}	**	0	
9			Institutional Delivery			
	(i)	08E01	Delivery in institutions {Number}	**	4,744	

DADRA AND NAGAR HAVELI

Sl. No.	Sub.Sl. No.	Item Code	Item/Parameter Name {Units}	Target April,2011-March,2012	Achievement April,2011-March,2012	Percent Achievement
(1)	(2)	(3)	(4)	(5)	(6)	(6)/(5)
10			Universalization of ICDS Scheme			
	(i)	12A01	ICDS Blocks Operational (Cumulative) {Number}	2	2	100
11			Functional Anganwadis			
	(i)	12B01	Anganwadis Functional (Cumulative) {Number}	267	267	100
12			Afforestation (Public and Forest Lands)			
	(i)	15A01	Area Covered under Plantation {Hectares}	250	269	108
	(ii)	15A02	Seedlings planted {Number}	1,63,000	3,78,000	232
13			Supply of Electricity			
	(i)	18E02	Electricity supplied {Million Units}	4,380	4,349	99

Note:

* - Target Not Received.

** - Non-Targetable.

1 Very Good(90% or above of targets)

01B01, 01E02, 05A02, 05B02, 05D02, 12A01, 12B01, 15A01, 15A02, 18E02

2 Good(Between 80% to 90% targets)

06A01

DAMAN AND DIU

Sl. No.	Sub.Sl. No.	Item Code	Item/Parameter Name {Units}	Target April,2011-March,2012	Achievement April,2011-March,2012	Percent Achievement
(1)	(2)	(3)	(4)	(5)	(6)	(6)/(5)
1			Employment generation under the NREG Scheme			
	(i)	01A01	No. of job cards issued {Number}	**	0	
	(ii)	01A02	Employment generated {Number}	**	0	
	(iii)	01A03	Wages given {Rupees}	**	0	
2			Swaranjayanti Gram Swarozgar Yojana			
	(i)	01B01	Individual Swarozgaries Assisted {Number}	9	16	178
	(ii)	01B02	Individual SC Swarozgaries Assisted {Number}	**	0	
	(iii)	01B03	Individual ST Swarozgaries Assisted {Number}	**	14	
	(iv)	01B04	Individual Women Swarozgaries Assisted {Number}	**	0	
	(v)	01B05	Individual Disabled Swarozgaries Assisted {Number}	**	0	
3			Self Help Groups (SHG)			
	(i)	01E01	Formed under SGSY {Number}	**	0	
	(ii)	01E02	To whom income generating activities provided {Number}	16	0	0
4			Distribution of waste land to the landless			
	(i)	03E01	Total Land Distributed {Hectare}	**	0	
	(ii)	03E02	Land Distributed to SC {Hectare}	**	0	
	(iii)	03E03	Land Distributed to ST {Hectare}	**	0	
	(iv)	03E04	Land Distributed to Others {Hectare}	**	0	
5			Minimum Wages Enforcement (including Farm Labour)			
	(i)	04B01	Agriculture and Farm Workers: Inspections made {Number}	**	0	
	(ii)	04B02	Agriculture and Farm Workers: Irregularities detected {Number}	**	0	
	(iii)	04B03	Agriculture and Farm Workers: Irregularities rectified {Number}	**	0	
	(iv)	04B04	Agriculture and Farm Workers: Claims filed {Number}	**	0	
	(v)	04B05	Agriculture and Farm Workers: Claims settled {Number}	**	0	
	(vi)	04B06	Agriculture and Farm Workers: Prosecution cases Pending {Number}	**	0	
	(vii)	04B07	Agriculture and Farm Workers: Prosecution cases filed {Number}	**	0	
	(viii)	04B08	Agriculture and Farm Workers: Prosecution cases decided {Number}	**	0	
	(ix)	04B10	Agriculture and Farm Workers: Others {Number}	**	0	
6			Food Security:			
			Food security-Targeted Public Distribution system (APL+BPL+AAY)			
	(i)	05A02	Off take {Tonnes}	5,430	4,669	86
			Food security-Targeted Public Distribution system (only AAY)			
	(ii)	05B02	Off take {Tonnes}	636	571	90
			Food Security - Targeted Public Distribution System (Only BPL)			
	(iii)	05D02	Off take {Tonnes}	1,044	1,748	167
7			Rural Housing - Indira Awaas Yojana			
	(i)	06A01	Houses constructed {Number}	178	37	21
8			Sanitation Programme in Rural Areas			
	(i)	08D01	Individual Household latrines constructed {Number}	**	0	
9			Institutional Delivery			
	(i)	08E01	Delivery in institutions {Number}	**	2,958	

DAMAN AND DIU

Sl. No.	Sub.Sl. No.	Item Code	Item/Parameter Name {Units}	Target April,2011-March,2012	Achievement April,2011-March,2012	Percent Achievement
(1)	(2)	(3)	(4)	(5)	(6)	(6)/(5)
10			Universalization of ICDS Scheme			
	(i)	12A01	ICDS Blocks Operational (Cumulative) {Number}	2	2	100
11			Functional Anganwadis			
	(i)	12B01	Anganwadis Functional (Cumulative) {Number}	104	97	93
12			Afforestation (Public and Forest Lands)			
	(i)	15A01	Area Covered under Plantation {Hectares}	30	14	47
	(ii)	15A02	Seedlings planted {Number}	20,000	20,447	102
13			Energising pump sets			
	(i)	18D01	Pumps sets energized {Number}	25	0	0
14			Supply of Electricity			
	(i)	18E02	Electricity supplied {Million Units}	2,141	1,915	89

Note:

* - Target Not Received.

** - Non-Targetable.

1 Very Good(90% or above of targets)

01B01, 05B02, 05D02, 12A01, 12B01, 15A02

2 Good(Between 80% to 90% targets)

05A02, 18E02

3 Poor(Below 80% of targets)

01E02, 06A01, 15A01, 18D01

LAKSHADWEEP

Sl. No.	Sub.Sl. No.	Item Code	Item/Parameter Name {Units}	Target April,2011-March,2012	Achievement April,2011-March,2012	Percent Achievement
(1)	(2)	(3)	(4)	(5)	(6)	(6)/(5)
1			Employment generation under the NREG Scheme			
	(i)	01A01	No. of job cards issued {Number}	**	829	
	(ii)	01A02	Employment generated {Number}	**	1,64,273	
	(iii)	01A03	Wages given {Rupees}	**	2,81,09,000	
2			Swaranjayanti Gram Swarojgar Yojana			
	(i)	01B01	Individual Swarozgaries Assisted {Number}	9	310	3,444
	(ii)	01B02	Individual SC Swarozgaries Assisted {Number}	**	310	
	(iii)	01B03	Individual ST Swarozgaries Assisted {Number}	**	0	
	(iv)	01B04	Individual Women Swarozgaries Assisted {Number}	**	0	
	(v)	01B05	Individual Disabled Swarozgaries Assisted {Number}	**	0	
3			Self Help Groups (SHG)			
	(i)	01E01	Formed under SGSY {Number}	**	0	
	(ii)	01E02	To whom income generating activities provided {Number}	16	0	0
4			Distribution of waste land to the landless			
	(i)	03E01	Total Land Distributed {Hectare}	**	0	
	(ii)	03E02	Land Distributed to SC {Hectare}	**	0	
	(iii)	03E03	Land Distributed to ST {Hectare}	**	0	
	(iv)	03E04	Land Distributed to Others {Hectare}	**	0	
5			Minimum Wages Enforcement (including Farm Labour)			
	(i)	04B01	Agriculture and Farm Workers: Inspections made {Number}	**	0	
	(ii)	04B02	Agriculture and Farm Workers: Irregularities detected {Number}	**	0	
	(iii)	04B03	Agriculture and Farm Workers: Irregularities rectified {Number}	**	0	
	(iv)	04B04	Agriculture and Farm Workers: Claims filed {Number}	**	0	
	(v)	04B05	Agriculture and Farm Workers: Claims settled {Number}	**	0	
	(vi)	04B06	Agriculture and Farm Workers: Prosecution cases Pending {Number}	**	0	
	(vii)	04B07	Agriculture and Farm Workers: Prosecution cases filed {Number}	**	0	
	(viii)	04B08	Agriculture and Farm Workers: Prosecution cases decided {Number}	**	0	
	(ix)	04B10	Agriculture and Farm Workers: Others {Number}	**	0	
6			Food Security:			
			Food security-Targeted Public Distribution system (APL+BPL+AAY)			
	(i)	05A02	Off take {Tonnes}	4,620	4,053	88
			Food security-Targeted Public Distribution system (only AAY)			
	(ii)	05B02	Off take {Tonnes}	504	504	100
			Food Security - Targeted Public Distribution System (Only BPL)			
	(iii)	05D02	Off take {Tonnes}	756	756	100
7			Rural Housing - Indira Awaas Yojana			
	(i)	06A01	Houses constructed {Number}	154	131	85
8			Sanitation Programme in Rural Areas			
	(i)	08D01	Individual Household latrines constructed {Number}	**	0	
9			Institutional Delivery			
	(i)	08E01	Delivery in institutions {Number}	**	969	

LAKSHADWEEP

Sl. No.	Sub.Sl. No.	Item Code	Item/Parameter Name {Units}	Target April,2011-March,2012	Achievement April,2011-March,2012	Percent Achievement
(1)	(2)	(3)	(4)	(5)	(6)	(6)/(5)
10			Universalization of ICDS Scheme			
	(i)	12A01	ICDS Blocks Operational (Cumulative) {Number}	6	6	100
11			Functional Anganwadis			
	(i)	12B01	Anganwadis Functional (Cumulative) {Number}	107	107	100
12			Afforestation (Public and Forest Lands)			
	(i)	15A01	Area Covered under Plantation {Hectares}	20	22	110
	(ii)	15A02	Seedlings planted {Number}	13,000	20,435	157
13			Supply of Electricity			
	(i)	18E02	Electricity supplied {Million Units}	37	37	100

Note:

* - Target Not Received.

** - Non-Targetable.

1 Very Good(90% or above of targets)

01B01, 05B02, 05D02, 12A01, 12B01, 15A01, 15A02, 18E02

2 Good(Between 80% to 90% targets)

05A02, 06A01

3 Poor(Below 80% of targets)

01E02

LIST OF ITEMS COVERED UNDER (TPP) - 2006

Point No.	Item No.	Name of the Points/Items
I.		Garibi Hatao [Poverty Eradication]
		Rural Areas
	1.	Employment generation under the <i>Mahatma Gandhi National Rural Employment Guarantee Act (MGNREGA)</i>
	2.	Swaranjayanti Gram Swarajgar Yojana (SGSY)
	3.	Rural Business Hubs in Partnership with Panchayats
	4.	Self help Groups
		Urban Areas
	5.	Swaranjayanti Shehari Rojgar Yojana
II.		Jan Shakti (Power to People)
	6.	Local Self Government (Panchayati Raj and Urban Local Bodies) <ul style="list-style-type: none"> - Activity Mapping for devolution of functions - Budget Flow of Funds - Assignment of Functionaries
	7.	Quick and Inexpensive Justice – Gram Nyayalayas and Nyaya Panchayats.
	8.	District Planning Committees.
III.		Kisan Mitra [Support to Farmers]
	9.	Water shed development
	10.	Marketing and infrastructural support to farmers
	11.	Irrigation facilities (including minor and micro irrigation) for agriculture
	12.	Credit to farmers
	13.	Distribution of waste land to the landless
IV.		Shramik Kalyan [Labour Welfare]
	14.	Social Security for Agricultural and Unorganised Labour
	15.	Minimum Wages Enforcement (including Farm Labour)
	16.	Prevention of Child Labour
	17.	Welfare of Women Labour
V.		Khadya Suraksha [Food Security]
	18.	Food Security: <ul style="list-style-type: none"> (i) Targeted Public Distribution system, (ii) Antyodaya Anna Yojana, (iii) Establishing Grain banks in chronically food scarcity areas
VI.		Subke Liye Aawas [Housing for All]
	19	Rural Housing - Indira Awaas Yojana
	20.	EWS/LIG Houses in Urban Areas

Contd.....

Point No.	Item No.	Name of the Points/Items
VII.		Shudh Peya Jal [Clean Drinking Water]
	21.	Rural Areas. - National Rural Drinking Water Programme-(<i>NRDWP</i>)
	22.	Urban Areas: - Accelerated Urban Water Supply Programme
VIII.		Jan Jan Ka Swasthya [Health for All]
	23.	Control and prevention of major diseases: (a) HIV/AIDS (b) TB (c) Malaria (d) Leprosy (e) Blindness
	24.	National Rural Health Mission
	25.	Immunisation of Children
	26.	Sanitation Programme in - Rural Areas - Urban areas
	27.	Institutional Delivery
	28.	Prevention of Female Foeticide
	29.	Supplementary nutrition for Mothers and Children
	30.	Two Child norms
IX.		Sabke Liye Shiksha [Education for All]
	31.	Sarv Shiksha Abhiyan - Compulsory Elementary Education
	32.	Mid Day Meal Scheme
X.		Anusuchit Jaati, Jan Jaati, Alp-sankhyak evam Anya Pichhra Varg Kalyan [Welfare of Scheduled Castes, Scheduled Tribes, Minorities and OBCs]
	33.	SC Families Assisted
	34.	Rehabilitation of Scavengers
	35.	ST Families Assisted
	36.	Rights of Forest dwellers – Owners of minor forest produce
	37.	Particularly Vulnerable Tribal Groups (PTGs)
	38.	No alienation of Tribal lands
	39.	Implementation of Panchayats (Extension to Scheduled Areas) Act [PESA]
	40.	Welfare of Minorities
	41.	Professional education among all minority communities
	42.	Reservation of OBCs in - Education - Employment
XI.		Mahila Kalyan [Women Welfare]
	43.	Financial Assistance for Women Welfare
	44.	Improved participation of women in (a) Panchayats (b) Municipalities (c) State Legislatures (d) Parliament

Contd.....

Point No.	Item No.	Name of the Points/Items
XII.		Bal Kalyan (Child Welfare)
	45.	Universalisation of ICDS Scheme
	46.	Functional Anganwadis
XIII.		Yuva Vikas [Youth Development]
	47.	Sports for all in Rural and Urban areas
	48.	Rashtriya Sadbhavana Yojana
	49.	National Service Scheme (NSS)
XIV.		Basti Sudhar [Improvement of Slums]
	50.	Number of Urban poor families assisted under seven point charter viz. land tenure, housing at affordable cost, water, sanitation, health, education, and social security.
XV.		Paryavaran Sanrakshan evam Van Vridhi [Environment Protection and Afforestation]
	51.	Afforestation (a) Area Covered under Plantation on - Public and Forest Lands (b) Number of Seedlings planted on -Public and Forest Lands
	52.	Prevention of pollution of Rivers and water bodies
	53.	Solid and liquid waste management in - Rural Areas - Urban Areas
XVI.		Samajik Suraksha [Social Security]
	54.	Rehabilitation of handicapped and orphans.
	55.	Welfare of the aged
XVII.		Grameen Sadak [Rural Roads]
	56.	Rural Roads - PMGSY
XVIII.		Grameen Oorja [Energization of Rural Area]
	57.	Bio-diesel Production
	58.	Rajiv Gandhi Grameen Vidyutikaran Yojana
	59.	Renewable Energy
	60.	Energising Pump sets
	61.	Supply of Electricity
	62.	Supply of Kerosene and LPG
XIX.		Pichhara Kshetra Vikas [Development of Backward Areas]
	63.	Backward Regions Grants Fund (<i>BRGF</i>)
XX.		e- Shasan [IT enabled e-Governance]
	64.	Central and State Governments
	65.	Panchayats and Municipalities

ABBREVIATIONS USED

AAY	Antyodaya Anna Yojana
ARWSP	Accelerated Rural Water Supply Programme
DDRS	Deen Dayal Rehabilitation Scheme
EWS	Economically Weaker Section
IAY	Indira Awaas Yojana
ICDS	Integrated Child Development Scheme
LIG	Low Income Group
MWE	Minimum Wages Enforcement
NC	Not Covered
NREGS	National Rural Employment Guarantee Scheme
PC	Partially Covered
PMGSY	Prime Minister Grameen Sadak Yojana
SC	Scheduled Caste
RGGVY	Rajiv Gandhi Grameen Vidyutikaran Yojana
SGRY	Sampoorna Grameen Rojgar yojana
SGSY	Swaranjayanati Gram Swarojgar Yojana
SHG	Self Help Groups
ST	Scheduled Tribe
TPDS	Targeted Public Distribution system