

**TWENTY POINT PROGRAMME-2006**  
**PROGRESS REPORT**  
**FOR**  
**APRIL - DECEMBER 2012**



**GOVERNMENT OF INDIA**  
**MINISTRY OF STATISTICS AND PROGRAMME IMPLEMENTATION**  
**SARDAR PATEL BHAWAN, SANSAD MARG,**  
**NEW DELHI-110 001**

Website: [www.mospi.gov.in](http://www.mospi.gov.in)

# CONTENTS

		Page No.
I.	Introduction	i
II.	List of Twenty Points	ii
III.	List of Monthly Monitored Items	iii
IV.	Status of receipt of targets for Monthly Monitored items	iv
V.	List of items /parameters identified for appraisal	vii
VI.	List of items under TPP-2006 yet to be operationalised	viii

## PART-I Overall Performance Analysis

VII.	Progress Report	1
VIII.	Highlights of Performance	2
	Table - A: All India Performance	6
	Table - B : State-wise Performance	7
	Table - C : State -wise and Item-wise Performance	12

## PART- II Performance Tables

Table No.	Description of Item	
1	Employment Generation - <i>MGNREG</i> Scheme	22
2(A)	Swaranjayanti Gram Swarajgar Yojana (SGSY)	23
2(B)	SC, ST, Women and Disabled Swarozgaries assisted under SGSY	25
3(A)	SHG formed under SGSY	26
3(B)	SHG to whom income generating activities provided	27
4(A)	Distribution of Waste Land to the Landless	29
4(B)	Waste Land distributed to SC, ST and others	30
5(A)	Minimum Wages Enforcement (including Farm Labour)	31
	(i) Inspections made (ii) Irregularities detected	
	(iii) Irregularities rectified	
5(B)	Minimum Wages Enforcement (including Farm Labour)	32
	(i) Claims Filed (ii) Claims Settled	
5(c)	Minimum Wages Enforcement (including Farm Labour)	33
	(i) Prosecution cases pending (ii) Prosecution cases filed	
	(iii) Prosecution cases decided	
6(A)	<i>Food Security</i> : Targeted Public Distribution System (TPDS) for AAY, APL & BPL,	34
6(B)	<i>Food Security</i> : TPDS for Antyodaya Anna Yojana (AAY) only	36
6(C)	<i>Food Security</i> : TPDS for Below Poverty Line (BPL) only	38
7	Rural Housing : Indira Awaas Yojana (IAY)	40

**Contd...**

<b>Table No.</b>	<b>Description of Item</b>	<b>Page No.</b>
8	EWS/LIG Houses in Urban Areas	42
9	<i>National Rural Drinking Water Programme (NRDWP)</i>	
9(A)	Coverage of Habitations (Partially Covered & Slipped back)	44
9(B)	Coverage of Water Quality Affected Habitations	46
10	Sanitation Programme in Rural Areas	48
11	Institutional Delivery	49
12	SC Families assisted	50
13	Universalization of ICDS Scheme	52
14	Functional Anganwadis	54
15	Number of Urban Poor Families assisted under Seven Point Charter	56
16(A)	Afforestation- Area Covered under Plantation (Public and Forest Lands)	58
16(B)	<i>Afforestation:</i> Seedlings Planted (Public and Forest Lands)	60
17	Rural Roads Constructed under (PMGSY)	62
18	Village electrified under Rajiv Gandhi Grameen Vidyutikaran Yojana (RGGVY)	64
19	Energising Pump sets	66
20	Supply of Electricity	68
<b>Annexures</b>		
Annexure – I : List of 65 items to be monitored under TPP-2006		70-72
Annexure – II : Abbreviations used		73

# **Twenty Point Programme – 2006**

## **An Introduction**

The Twenty Point Programme (TPP) was launched by the Government of India in the year 1975 and was restructured in 1982, 1986 and again in 2006. The restructured programme, known as Twenty Point Programme (TPP) – 2006, became operational with effect from 1<sup>st</sup> April 2007. The programme is meant to give a thrust to schemes relating to poverty alleviation, employment generation in rural areas, housing, education, family welfare & health, protection of environment and many other schemes having a bearing on the quality of life, especially in the rural areas.

2. The programmes and schemes under the TPP-2006 are in line with the priorities contained in the Millennium Development Goals (MDGs) of the United Nations and SAARC Social Charter. The original nomenclature, namely the Twenty Point Programme, which has been in existence for more than three decades and carries the stamp of familiarity among the people and administrative agencies, has been retained.

3. Twenty Point Programme (TPP) – 2006 originally consisted of 20 Points (**Appendix-1**) and 66 items being monitored individually by Central Nodal Ministries concerned. Up to 2007-08, out of 66 items, 22 items were monitored on monthly basis. From 1<sup>st</sup> April 2008 *Sampoorna Grameen Rojgar Yojana* (SGRY) has been merged with another item namely *National Rural Employment Guarantee Act* which has now been renamed as *Mahatma Gandhi National Rural Employment Guarantee Act* from 31<sup>st</sup> December 2009. Therefore, SGRY has been dropped from the list of 66 items and only 65 items are now monitored under TPP-2006 (since 2008-09). The list of 65 items is enclosed at **Annexure-I**.

4. Out of 65 items, 20 items (information in respect of 16 items is being collected from various States/ UTs and for remaining 4 items from the concerned Central Nodal Ministries) are being monitored on monthly basis during the period 2012-13 against the targets fixed at the beginning of financial year by the central nodal Ministries and State Governments (**Appendix-2&3**). The remaining items under TPP-2006 are being monitored on annual basis as the information in respect of these items is made available by the concerned Central Nodal Ministries only on annual basis. These 65 items consist of about 160 identified parameters. However, for the purpose of monthly performance, 19 identified parameters have been taken (**Appendix-4**).

5. Some of the schemes/programmes are yet to be operationalised by the Central Nodal Ministries concerned. These items will be monitored only after the schemes come into existence and their frequency of monitoring will also be decided later. The details of such items are available at **Appendix-5**.

6. The monitoring mechanism for TPP-2006 has been widened by including Block level monitoring in addition to District, State and central level monitoring. Most of the States/Union Territories have constituted Block, District and State level monitoring committees. At the Centre, the progress of individual items is monitored and reviewed by the Departments/Ministries concerned. The Ministry of Statistics & Programme Implementation (MOSPI) monitors the programme/ schemes covered under TPP-2006 on the basis of performance reports received from State Governments and central nodal Ministries.

## **Twenty Point Programme – 2006**

### **List of Twenty Points**

1. Garibi Hatao [Poverty Eradication]
2. Jan Shakti [Power to People]
3. Kisan Mitra [Support to Farmers]
4. Shramik Kalyan [Labour Welfare]
5. Khadya Suraksha [Food Security ]
6. Subke Liye Aawas [Housing for All]
7. Shudh Peya Jal [Clean Drinking Water]
8. Jan Jan Ka Swasthya [Health for All]
9. Sabke Liye Shiksha [Education for All]
10. Anusuchit Jaati, Jan Jaati, Alp-sankhyak evam Anya Pichhra  
Varg Kalyan [Welfare of Scheduled Castes, Scheduled Tribes,  
Minorities and OBCs]
11. Mahila Kalyan [Women Welfare]
12. Bal Kalyan [Child Welfare]
13. Yuva Vikas [Youth Development]
14. Basti Sudhar [Improvement of Slums]
15. Paryavaran Sanrakshan evam Van Vridhi  
[Environment Protection and Afforestation]
16. Samajik Suraksha [Social Security]
17. Grameen Sadak [Rural Roads]
18. Grameen Oorja [Energization of Rural Area]
19. Pichhara Kshetra Vikas [Development of Backward Areas]
20. e- Shasan [IT enabled e-Governance]

## **Twenty Point Programme – 2006**

### **Monthly Monitored Items**

1. Employment Generation under *Mahatma Gandhi National Rural Employment Guarantee Scheme (MGNREGA)*
2. Swaranjayanti Gram Swarojgar Yojana (SGSY)
3. ***Self help Groups:***
  - (i) Self help Groups formed under SGSY
  - (ii) SHGs to whom income generating activities provided under SGSY
4. Distribution of Waste land to landless
5. Minimum Wages Enforcement (including Farm Labour)
6. ***Food Security:***
  - (i) Targeted Public Distribution System (TPDS) for AAY, APL& BPL,
  - (ii) TPDS for Antyodaya Anna Yojana (AAY) only
  - (iii) TPDS for Below Poverty Line (BPL) only
7. Rural Housing for Indira Awaas Yojana (IAY)
8. EWS/LIG Houses in Urban Areas
9. ***Rural Areas-*** National Rural Drinking Water Programme- (NRDWP)
  - (i) Coverage of Habitations (Partially Covered & Slipped back)- (*NRDWP*)
  - (ii) Coverage of Water Quality Affected Habitations – (*NRDWP*)
10. Sanitation Programme in Rural Areas
11. Institutional Delivery
12. SC Families Assisted
13. Universalisation of ICDS Scheme
14. Functional Anganwadis
15. Number of Urban Poor Families Assisted under Seven Point Charter viz. land tenure, housing at affordable cost, water, sanitation, health, education, and social security.
16. ***Afforestation:***
  - (a) Area Covered under Plantation on - Public and Forest Lands
  - (b) Number of Seedlings planted on -Public and Forest Lands
17. Rural Roads constructed under Prime Minister Grameen Sadak Yojana (PMGSY)
18. Village Electrified under Rajiv Gandhi Grameen Vidyutikaran Yojana (RGGVY)
19. Energising Pump sets
20. Supply of Electricity

**STATUS OF RECEIPT OF TARGETS FOR MONTHLY MONITORED ITEMS UNDER TPP-2006**

Item No.	Name of the item	Paramete	Parameters/ indicators	Whether State-wise targets fixed by the concerned Administrative Ministries	Whether targets have been received	Nodal Ministry
<b>1</b>	Employment Generation under <i>Mahatma Gandhi National Rural Employment Guarantee Scheme</i>	-	(i) No. of job card issued (ii) Employment generated (iii) Wages given	Targets not fixed * by Administrative Ministry	-	Ministry of Rural Development
<b>2</b>	Swaranjayanti Gram Swarojgar Yojana (SGSY)	<b>1</b>	<i>Individual Swarozgaries Assisted</i> (i) Total (ii) SC (iii) ST (iv) Women (v) Disabled person	Targets fixed & received from Administrative Ministry	Yes	-do-
<b>3</b>	Self Help Groups	<b>2</b>	SHGs under SGSY - SHG formed  - SHG to whom income generating activities provided	Targets not fixed * by Administrative Ministry Targets fixed & received from Administrative Ministry	-  Yes	-do-  -do-
<b>4</b>	Distribution of Waste land to the landless	-	Waste Land distributed (i) Total (ii) SC (iii)ST (iv) Others	Targets not fixed * by Administrative Ministry	-	-do-
<b>5</b>	<b><i>Minimum Wages Enforcement</i></b> (including Farm Labour)	-	(a) <i>Agriculture and Farm workers</i> (i) Inspections made (ii) Irregularities detected (iii) Irregularities rectified (iv) Claims filed (v) claims settled (vi) Prosecution cases pending (vii) Prosecution cases filed (viii) Prosecution cases decided (b) <i>others</i>	Targets not fixed * by Administrative Ministry	-	Ministry of Labour & Employment

<b>Item No.</b>	<b>Name of the item</b>	<b>Parameter</b>	<b>Parameters/ indicators</b>	<b>Whether State-wise targets fixed by the concerned Administrative Ministries</b>	<b>Whether targets have been received</b>	<b>Nodal Ministry</b>
<b>6</b>	<b>Food Security:</b> (i) Targeted Public Distribution System (AAY+APL+BPL) (ii) Antyodaya Anna Yojana (AAY) (iii) Below Poverty Line (BPL)	<b>3</b> <b>4</b> <b>5</b>	Allocation of Food Grains to States/UTs  Allocation of Food Grains to States/UTs  Allocation of Food Grains to States/UTs	Targets fixed & received from Administrative Ministry  -do-  -do-	Yes  Yes  Yes	Ministry of Consumer Affairs, Food & Public Distribution -do- -do-
<b>7</b>	Rural Housing - Indira Awaas Yojana (IAY)	<b>6</b>	Houses constructed	Targets fixed & received from Administrative Ministry	Yes	Ministry of Rural Development
<b>8</b>	EWS/LIG Houses in Urban Areas	<b>7</b>	Houses constructed	Targets fixed & received from Administrative Ministry	Yes	M/o Housing and Urban Poverty Alleviation
<b>9</b>	<b>Rural Areas</b> - National Rural Drinking Water Programme -(NRDWP)	<b>8</b>  <b>9</b>	(i) Coverage of Habitations (Partially Covered & Slipped back)- (NRDWP)  (ii) Coverage of water quality affected habitations – (NRDWP)	Targets fixed & received from Administrative Ministry  Targets fixed & received from Administrative Ministry	Yes  Yes	Ministry of Drinking Water and Sanitation  -do-
<b>10.</b>	Sanitation Programme in Rural Areas	-	Individual Household latrines constructed	Targets not fixed * by Administrative Ministry	-	Ministry of Drinking Water and Sanitation
<b>11.</b>	Institutional Delivery	-	Delivery in Institutions	Targets not fixed * by Administrative Ministry	-	Ministry of Health & Family Welfare
<b>12.</b>	SC Families Assisted	<b>10</b>	SC Families assisted	Targets fixed & received from Administrative Ministry	Yes	M/o Social Justice and Empowerment
<b>13.</b>	Universalisation of ICDS Scheme	<b>11</b>	ICDS Blocks Operational (Cumulative)	Targets fixed & received from Administrative Ministry	Yes	Ministry of Women and Child Development

*Reminders were sent to the Administrative Ministry to provide targets for 2012-13.*



Item No.	Name of the item	Parameter	Parameters/ indicators	Whether State-wise targets fixed by the concerned Administrative Ministries	Whether targets have been received	Nodal Ministry
14.	Functional Anganwadis	12	Anganwadis Functional (cumulative)	Targets fixed & received from Administrative Ministry	Yes	Ministry of Women and Child Development
15.	Number of Urban poor families assisted under seven point charter viz. land tenure, housing at affordable cost, water, sanitation, health, education, and social security.	13	Poor Families assisted	Targets fixed & received from Administrative Ministry	Yes	M/o Housing and Urban Poverty Alleviation
16	<b>Afforestation:</b> (a) Area Covered under Plantation on - Public and Forest Lands (b) Number of Seedlings planted on -Public and Forest Lands	14	(a) Area Covered under Plantation on - Public and Forest Lands	Targets fixed & received from Administrative Ministry	Yes	Ministry of Environment and Forest
		15	(b)Number of Seedlings	Targets fixed & received from Administrative Ministry	Yes	do
17.	Rural Roads – PMGSY	16	Length of Road Constructed	Targets fixed & received from Administrative Ministry	Yes	Ministry of Rural Development
18.	Rajiv Gandhi Grameen Vidyutikaran Yojana (RGGVY)	17	Villages electrified	Targets not received from Administrative Ministry. Previous year targets have been adopted	Yes Targets of 1 State have been received so far	Ministry of Power
19.	Energising Pump sets	18	Pumpsets Energised	Partial Targets fixed & received from Administrative Ministry	Targets of 6 States have been received so far	-do-
20	Supply of Electricity	19	Electricity demanded	Targets fixed & received from Administrative Ministry	Yes	-do-

*\* The items where Administrative Ministries have not fixed State-wise targets are not monitored for performance analysis. These items are normally demand driven and are accordingly monitored for actual achievements only.*

## Twenty Point Programme – 2006

### Items/Parameters identified for appraisal

For the purpose of monthly appraisal, the performance of States under TPP-2006 is evaluated on the following 19 Parameters, contained in 15 Items and as per State/UT wise targets fixed by the Central Administrative Ministries.

Items	Para- meters	Description of Item
1	1	Total no. of Individual Swarozgaries assisted under SGSY
2	2	SHGs to whom income generating activities provided under SGSY
3	-	<b>Food Security:</b>
	3	(i) Targeted Public Distribution System (TPDS) for AAY, APL & BPL,
	4	(ii) TPDS for Antyodaya Anna Yojana (AAY) only
	5	(iii) TPDS for Below Poverty Line (BPL) only
4	6	Rural Housing under Indira Awaas Yojana (IAY)
5	7	EWS/LIG Houses in Urban Areas
6	-	<b>Rural Areas: National Rural Drinking Water Programme -(NRDWP)</b>
	8	(i) Coverage of Habitations (Partially Covered & Slipped back)- (NRDWP)
	9	(ii) Coverage of Water Quality Affected Habitations – (NRDWP)
7	10	SC Families assisted
8	11	Universalisation of ICDS Scheme
9	12	Functional Anganwadis
10.	13	Number of urban poor families assisted under Seven Point Charter viz. land tenure, housing at affordable cost, water, sanitation, health, education, and social security.
11	-	<b>Afforestation:</b>
	14	(i) Area covered under Plantation on- Public and Forest Lands
	15	(ii) Number of Seedlings planted on- Public and Forest Lands
12	16	Rural Roads constructed under Prime Minister Grameen Sadak Yojana (PMGSY)
13	17	Village electrified under Rajiv Gandhi Grameen Vidyutikaran Yojana (RGGVY)
14	18	Energising Pump sets and
15	19	Supply of Electricity

**List of items where the concerned schemes are yet to be operationalised**

(i) ***Quick and inexpensive justice–Gram Nyayalayas and Nyaya Panchayats<sup>1</sup>***: Ministry of Panchayati Raj is consulting Central Ministries and States/UT Governments regarding draft bill on Nyaya Panchayats.

(ii) ***Sports for all in Rural and Urban Areas<sup>2</sup>***: The scheme titled “Nagar Palika Yuva Krida Aur Khel Abhiyan” for the development of sports infrastructure in urban areas is yet to be approved.

1. when operationalise it will be monitored under Point No. 2 *Jan Shakti (Power to People)* (Item 6)
2. when operationalise it will be monitored under Point No 13 *Yuva Vikas (Youth Development)* (Item 47)

# **PART - I**

**TWENTY POINT PROGRAMME - 2006**

**OVERALL PERFORMANCE ANALYSIS**

# Twenty Point Programme-2006

## Progress Report\* – (April-December 2012)

This monthly progress report of Twenty Point Programme-2006 consists of two parts: **Part-I** contains an analysis of the overall performance, whereas **Part-II** deals with item-wise performance.

2. The report is compiled on the basis of data received from the Central Nodal Ministries and State Governments/UT Administrations. The data is received either through web enabled software developed by National Informatics Centre (NIC) Cell in this Ministry or through fax/e-mail/post. The processing of data has been done in association with NIC Cell.
  
3. The analysis for the period **April-December 2012** shows that the performance under *twelve* items has been **‘Very Good’** (90% or above the targets). These items are:
  - (i) Urban Poor Families assisted under Seven Point Charter
  - (ii) Individual Swarozgaries assisted under SGSY
  - (iii) ICDS Blocks Operational (Cum.)
  - (iv) Seedlings Planted (Public and Forest Lands)
  - (v) Pumpsets Energised
  - (vi) Area Covered under Plantation (Public & Forest Lands)
  - (vii) Food Security: Targeted Public Distribution System only for BPL
  - (viii) Anganwadis Functional (Cum.)
  - (ix) Road constructed under Prime minister Grameen Sadak Yojana (PMGSY)
  - (x) Food Security: Targeted Public Distribution System only for AAY
  - (xi) Supply of Electricity and
  - (xii) Food Security: Targeted Public Distribution System for (APL+ BPL+AAY)
  
4. There is **one** item in the category of **‘Good’** (80% to 90% of target).
  - (i) SC Families Assisted
  
5. The performance of *six* items has been **‘Poor’** (below 80% of target). These items are:
  - (i) Houses constructed under Indira Aawas Yojana (IAY)
  - (ii) Villages Electrified under Rajiv Gandhi Grameen Vidyutikaran Yojana
  - (iii) Houses constructed under EWS/LIG
  - (iv) Habitations Covered (partially & Slipped Back) – NRDWP
  - (v) SHGs Provided Income Generating Activities under SGSY
  - (vi) Coverage of water quality affected habitations – NRDWP
  
6. Some of items under TPP-2006 namely *Mahatma Gandhi National Rural Employment Guarantee Scheme (MGNREGS)*, *Self help Groups formed under SGSY*, *Sanitation Programme in Rural Area* and *Institutional Delivery* are demand driven and no targets are assigned by concerned nodal Ministries whereas for items like *Distribution of Wasteland to the landless* and *Minimum Wages Enforcement (including Farm Labour)*, concerned administrative Ministries are not in position to provide State/UT-wise targets; as such all these items are being monitored on monthly basis without any targets and are accordingly not considered for the purpose of appraisal. *The nomenclature of Accelerated Rural Water Supply Programme-ARWSP has been changed to National Rural Drinking Water Programme—(NRDWP) covering two parameters viz. (i) Coverage of Habitations (Partially Covered & Slipped back and (ii) Coverage of water quality affected habitations—(NRDWP).* In items where quarterly/ annual targets have been provided by the Ministries concerned, monthly targets have been worked out on prorata basis.

\* Based on monthly monitored 19 Parameters.

## HIGHLIGHTS OF PERFORMANCE

Sl. No.	Item	Achievement for April-December 2012
<b>1- Employment Generated under MGNREGS.</b>		
	(i) No. of Job cards issued	48.80 lakh *
	(ii) Employment generated	165.73 crore mandays
	(iii) Wages given	Rs.18819.34 crore
<b>2- Swarnajayanti Gram Swarozgar Yojana (SGSY)</b>		
	No. of Individual Swarozgaries assisted	2,05,065
<b>3- Self help Groups</b>		
	(i) No. of SHG formed	1,58,547
	(ii) No. of SHG to whom income generating activities provided under SGSY	71,887
<b>4- Distribution of waste land to the landless</b>		
	Land Distributed	2,73,405 hectare
<b>5- Minimum Wages Enforcement (Including Farm Labour)</b>		
	(i) No. of Inspections made	6,696
	(ii) No. of Irregularities detected	1,335
	(iii) No. of Irregularities rectified	1,363
	(iv) No. of Claims filed	329
	(v) No. of Claims settled	489
	(vi) No. of Prosecution cases pending	427
	(vii) No. of Prosecution cases filed	2
	(viii) No. of Prosecution cases decided	8
<b>6- Food Security: (i) TPDS (ii) AAY (iii) BPL</b>		
	(i) Food Security: Targeted Public Distribution System (TPDS)	341.04 lakh tonnes
	(ii) Food Security: Antyodaya Anna Yojana (AAY)	76.64 lakh tonnes
	(iii) Food Security: Below Poverty Line (BPL)	136.63 lakh tonnes
<b>7- Rural Housing-Indira Awaas Yojana</b>		
	No. of Houses constructed	14,93,559
<b>8- EWS/LIG Houses in Urban Areas</b>		
	No. of Houses constructed	93,244

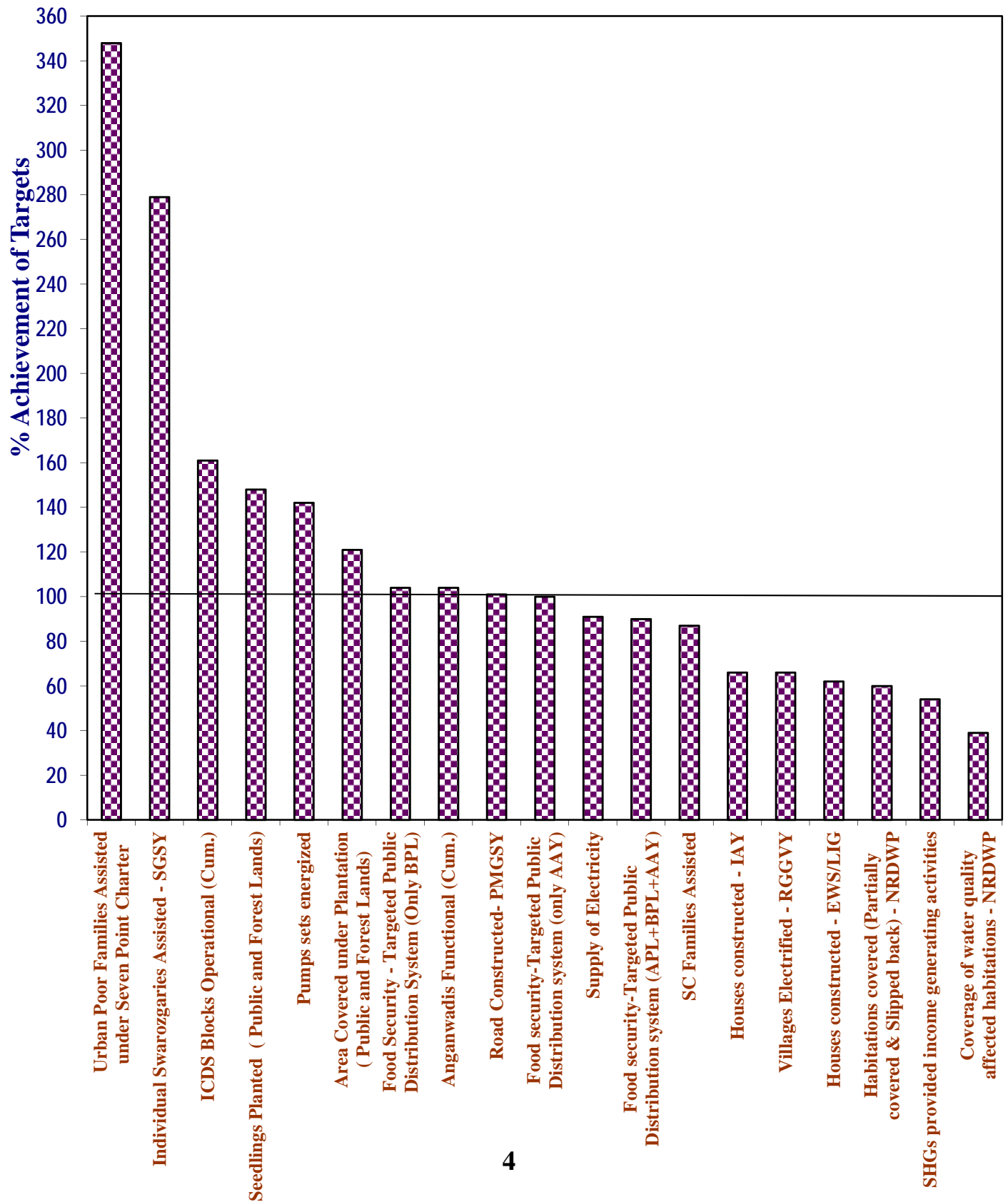
Contd.....

<b>Sl. No.</b>	<b>Item</b>	<b>Achievement for April- December 2012</b>
<b>9-</b>	<b>Rural Areas. - National Rural Drinking Water Programme-(NRDWP)</b>	
	(i) Coverage of Habitations (Partially covered & Slipped back)- (NRDWP)	51,952
	(ii) Coverage of Water Quality Affected Habitations – (NRDWP)	7,584
<b>10-</b>	<b>Sanitation Programme in Rural Areas</b>	
	No. of Individual household latrines constructed	29.65 lakh
<b>11-</b>	<b>Institutional Delivery</b>	
	No. of Deliveries in Institutions	126.49 lakh
<b>12-</b>	<b>SC Families Assisted</b>	
	No. of SC Families assisted	43.13 lakh
<b>13-</b>	<b>Universalisation of ICDS Schemes</b>	
	No. of ICDS Blocks Operational (Cum.)	11,279
<b>14-</b>	<b>Functional Anganwadis</b>	
	No. of Anganwadis Functional (Cum.)	14.04 lakh
<b>15-</b>	<b>Number of Urban poor families assisted under Seven Point Charter viz. land tenure, housing at affordable cost, water, sanitation, health, education, and social security.</b>	
	No. of Poor Families assisted	7.82 lakh
<b>16-</b>	<b>Afforestation:</b>	
	(i) Area covered under Plantation (Public and Forest Lands)	13,97,535 hectares
	(ii) No. of Seedlings planted (Public and Forest Lands)	110.39 crore
<b>17-</b>	<b>Rural Road- Prime Minister Grameen Sadak Yojana (PMGSY)</b>	
	Length of Road constructed	22,618 Kms
<b>18-</b>	<b>Rajiv Gandhi Grameen Vidyutikaran Yojana (RGGVY)</b>	
	No.of Villages electrified	6,052
<b>19-</b>	<b>Energized Pumps sets</b>	
	No. of Pumps sets energized	3,59,231
<b>20-</b>	<b>Supply of Electricity</b>	
	Electricity supplied	6,71,388 Million Units(MU)

**Note:-** \* Some of States are reporting cumulative performance since inception. These are now reconciled with the performance figures supplied by M/o Rural Development to set performance targets during April- December 2012.

Monthly progress report of the States Mizoram and Jharkhand was not received before due date for the period being reported.

# ALL INDIA PERFORMANCE OF TARGET ORIENTED PARAMETERS DURING APRIL - DECEMBER 2012





## ACHIEVEMENT HIGHLIGHTS

### PERFORMANCE OF TARGET ORIENTED PARAMETERS DURING APRIL TO DECEMBER 2012

The cumulative performance during April to December 2012 has been "Very Good" for 12 item(s), "Good" for 1 item(s) and "Poor" for 6 item(s).

#### A. "Very Good" Performance (90% or above of targets)

<u>No.</u>	<u>Items</u>	<u>% Achievement</u>
1	Urban Poor Families Assisted under Seven Point Charter	348
2	Individual Swarozgaries Assisted - SGSY	279
3	ICDS Blocks Operational (Cum.)	161
4	Seedlings Planted ( Public and Forest Lands)	148
5	Pumps sets energized	142
6	Area Covered under Plantation ( Public and Forest Lands)	121
7	Food Security - Targeted Public Distribution System (Only BPL)	104
8	Anganwadis Functional (Cum.)	104
9	Road Constructed- PMGSY	101
10	Food security-Targeted Public Distribution system (only AAY)	100
11	Supply of Electricity	91
12	Food security-Targeted Public Distribution system (APL+BPL+AAY)	90

#### B. "Good" Performance (80% to 90%)

13	SC Families Assisted	87
----	----------------------	----

#### C. Areas of concern-where the performance is below 80%

14	Houses constructed - IAY	66
15	Villages Electrified - RGGVY	66
16	Houses constructed - EWS/LIG	62
17	Habitations covered (Partially covered & Slipped back) - NRDWP	60
18	SHGs provided income generating activities	54
19	Coverage of water quality affected habitations - NRDWP	39

**Table - A**

**Targets for 2012-2013 & April to December 2012 and achievements during the period April to December 2012**

**ALL INDIA PERFORMANCE**

Sl. No.	Item Description	Units	Targets		Achievements	% Achievements of Targets during April -December 2012
			2012-2013	April - December 2012	April - December 2012	
1	Individual Swarozgaries Assisted - SGSY	Number	98,101	73,536	2,05,065	279
2	SHGs provided income generating activities	Number	1,78,937	1,34,168	71,887	54
3	Food Security:Targeted Public Dtribution System(TPDS)	Tonnes	-	3,78,82,112	3,41,04,072	90
4	Food Security:Antodaya Anna Yojana(AAY)	Tonnes	-	76,62,447	76,64,888	100
5	Food Security:Targeted Public Dtribution System (Only BPL)	Tonnes	-	1,30,95,963	1,36,63,799	104
6	Houses constructed - IAY	Number	30,09,700	22,57,249	14,93,559	66
7	Houses constructed - EWS/LIG	Number	2,00,000	1,49,995	93,244	62
8	Habitations covered (Partially covered & Slipped back) - NRDWP	Number	1,15,139	86,204	51,952	60
9	Coverage of water quality affected habitations - NRDWP	Number	26,521	19,623	7,582	39
10	SC Families Assisted	Number	65,97,231	49,47,894	43,13,662	87
11	ICDS Blocks Operational (Cum.)	Number	7,018	7,014	11,279	161
12	Anganwadis Functional (Cum.)	Number	13,44,498	13,44,498	14,04,832	104
13	Urban Poor Families Assisted under Seven Point Charter	Number	3,00,000	2,24,994	7,82,592	348
14	Area Covered under Plantation ( Public and Forest Lands)	Hectares	15,41,670	11,56,244	13,97,535	121
15	Seedlings Planted ( Public and Forest Lands)	Number	99,29,26,000	74,46,94,486	1,10,39,67,281	148
16	Road Constructed- PMGSY	Kilometer	30,000	22,481	22,618	101
17	Villages Electrified - RGGVY	Number	14,241	9,164	6,052	66
18	Pumps sets energized	Number	3,36,948	2,52,706	3,59,231	142
19	Electricity supplied	Million Units	-	7,35,721	6,71,388	91

**Table - B****STATE-WISE PERFORMANCE DURING April to December, 2012 (PERCENT ACHIEVEMENT)**

S.No.	Description	ALL INDIA	AP	ARP	AS	BI	CHHA.	DELHI	GOA
1	Individual Swarozgaries Assisted - SGSY	279	737	0	17	0	184	NA	190
2	SHGs provided income generating activities	54	107	0	12	0	70	NA	43
3	Food security-Targeted Public Distribution system (APL+BPL+AAAY)	90	87	97	97	70	95	95	100
4	Food security-Targeted Public Distribution system (only AAY)	100	106	99	99	97	100	71	100
5	Food Security - Targeted Public Distribution System (Only BPL)	104	107	98	98	86	99	101	100
6	Houses constructed - IAY	66	105	34	47	80	40	NA	58
7	Houses constructed - EWS/LIG	62	235	60	0	30	35	2	73
8	Habitations covered (Partially covered & Slipped back) - NRDWP	60	83	31	47	68	60	NA	NA
9	Coverage of water quality affected habitations - NRDWP	39	14	NA	40	34	19	NA	NA
10	SC Families Assisted	87	5	NA	64	336	0	15	0
11	ICDS Blocks Operational (Cum.)	161	100	95	100	100	74	100	100
12	Anganwadis Functional (Cum.)	104	98	98	96	104	0	99	100
13	Urban Poor Families Assisted under Seven Point Charter	348	3,812	0	10	0	0	0	0
14	Area Covered under Plantation ( Public and Forest Lands)	121	134	4	0	161	222	124	139
15	Seedlings Planted ( Public and Forest Lands)	148	176	4	0	161	262	142	322
16	Road Constructed- PMGSY	101	98	51	104	95	26	NA	NA
17	Villages Electrified - RGGVY	66	NA	22	10	79	27	NA	NA
18	Pumps sets energized	142	213	NA	NA	71	70	NA	157
19	Supply of Electricity	91	83	94	93	84	98	99	97

**Table - B(Contd.)**

**STATE-WISE PERFORMANCE DURING April to December, 2012 (PERCENT ACHIEVEMENT)**

S.No.	Description	ALL INDIA	GUJ	HRY	HP	J&K	JHAR.	KAR	KER
1	Individual Swarozgaries Assisted - SGSY	279	421	101	210	846	43	44	4
2	SHGs provided income generating activities	54	49	58	66	21	36	170	3
3	Food security-Targeted Public Distribution system (APL+BPL+AAAY)	90	63	57	100	106	73	80	101
4	Food security-Targeted Public Distribution system (only AAY)	100	102	94	102	105	98	94	101
5	Food Security - Targeted Public Distribution System (Only BPL)	104	95	98	98	105	96	100	101
6	Houses constructed - IAY	66	44	47	23	77	72	68	61
7	Houses constructed - EWS/LIG	62	18	80	0	0	87	475	5
8	Habitations covered (Partially covered & Slipped back) - NRDWP	60	89	61	94	67	4	112	63
9	Coverage of water quality affected habitations - NRDWP	39	62	67	NA	106	4	54	60
10	SC Families Assisted	87	118	94	220	839	2,016	108	25
11	ICDS Blocks Operational (Cum.)	161	100	100	100	100	100	100	100
12	Anganwadis Functional (Cum.)	104	100	99	99	103	100	102	100
13	Urban Poor Families Assisted under Seven Point Charter	348	172	9	0	0	19	103	50
14	Area Covered under Plantation ( Public and Forest Lands)	121	112	118	102	29	30	159	343
15	Seedlings Planted ( Public and Forest Lands)	148	164	140	102	31	68	204	844
16	Road Constructed- PMGSY	101	288	336	100	108	33	199	19
17	Villages Electrified - RGGVY	66	NA	NA	83	29	136	NA	NA
18	Pumps sets energized	142	280	95	189	NA	12	189	77
19	Supply of Electricity	91	100	91	97	75	96	87	96

**Table - B(Contd.)**

**STATE-WISE PERFORMANCE DURING April to December, 2012 (PERCENT ACHIEVEMENT)**

S.No.	Description	ALL INDIA	MP	MAH	MANI	MEGH	MIZ	NAGA	ORI
1	Individual Swarozgaries Assisted - SGSY	279	491	24	0	9	58	78	0
2	SHGs provided income generating activities	54	39	14	53	38	47	0	9
3	Food security-Targeted Public Distribution system (APL+BPL+AAAY)	90	134	79	105	100	97	115	97
4	Food security-Targeted Public Distribution system (only AAY)	100	127	95	103	100	94	118	97
5	Food Security - Targeted Public Distribution System (Only BPL)	104	195	98	104	100	96	115	101
6	Houses constructed - IAY	66	56	34	59	35	75	85	43
7	Houses constructed - EWS/LIG	62	37	49	0	0	0	0	0
8	Habitations covered (Partially covered & Slipped back) - NRDWP	60	78	47	28	26	12	81	197
9	Coverage of water quality affected habitations - NRDWP	39	38	50	NA	24	NA	0	65
10	SC Families Assisted	87	80	29	0	NA	NA	NA	13
11	ICDS Blocks Operational (Cum.)	161	100	100	100	100	100	100	100
12	Anganwadis Functional (Cum.)	104	99	88	90	100	100	100	99
13	Urban Poor Families Assisted under Seven Point Charter	348	26	40	0	34	0	0	34
14	Area Covered under Plantation ( Public and Forest Lands)	121	128	194	49	84	87	0	72
15	Seedlings Planted ( Public and Forest Lands)	148	128	255	64	90	50	0	63
16	Road Constructed- PMGSY	101	91	92	253	29	43	0	48
17	Villages Electrified - RGGVY	66	406	NA	0	64	10	21	25
18	Pumps sets energized	142	394	NA	NA	NA	NA	NA	234
19	Supply of Electricity	91	91	97	95	87	93	94	96

**Table - B(Contd.)**

**STATE-WISE PERFORMANCE DURING April to December, 2012 (PERCENT ACHIEVEMENT)**

S.No.	Description	ALL INDIA	PUDU	PUN	RAJ	SIK	TN	TRI	UTTA.
1	Individual Swarozgaries Assisted - SGSY	279	1,696	138	149	449	0	0	119
2	SHGs provided income generating activities	54	73	23	48	36	0	67	90
3	Food security-Targeted Public Distribution system (APL+BPL+AAAY)	90	91	76	99	100	98	96	110
4	Food security-Targeted Public Distribution system (only AAAY)	100	89	66	98	98	102	102	97
5	Food Security - Targeted Public Distribution System (Only BPL)	104	99	85	99	107	102	99	102
6	Houses constructed - IAY	66	3	25	45	136	47	8	57
7	Houses constructed - EWS/LIG	62	0	0	65	107	4	232	0
8	Habitations covered (Partially covered & Slipped back) - NRDWP	60	0	24	136	4	109	1,482	61
9	Coverage of water quality affected habitations - NRDWP	39	0	17	55	NA	122	74	NA
10	SC Families Assisted	87	10	62	83	167	86	10	9
11	ICDS Blocks Operational (Cum.)	161	100	100	100	100	100	100	100
12	Anganwadis Functional (Cum.)	104	100	100	98	100	100	100	88
13	Urban Poor Families Assisted under Seven Point Charter	348	921	51	129	2,187	34	599	68
14	Area Covered under Plantation ( Public and Forest Lands)	121	108	161	129	161	82	94	104
15	Seedlings Planted ( Public and Forest Lands)	148	312	264	132	166	19	80	157
16	Road Constructed- PMGSY	101	NA	199	75	13	105	35	69
17	Villages Electrified - RGGVY	66	NA	NA	122	0	NA	16	NA
18	Pumps sets energized	142	111	29	182	NA	116	NA	377
19	Supply of Electricity	91	98	94	96	100	82	95	94

**Table - B(Contd.)**

**STATE-WISE PERFORMANCE DURING April to December, 2012 (PERCENT ACHIEVEMENT)**

S.No.	Description	ALL INDIA	UP	WB	A&N	CHND.	D&N	D&D	LAKSH
1	Individual Swarozgaries Assisted - SGSY	279	213	1,929	2,650	NA	617	33	1,900
2	SHGs provided income generating activities	54	57	233	240	NA	80	0	0
3	Food security-Targeted Public Distribution system (APL+BPL+AA Y)	90	90	96	43	95	101	79	48
4	Food security-Targeted Public Distribution system (only AA Y)	100	98	97	43	21	100	106	0
5	Food Security - Targeted Public Distribution System (Only BPL)	104	98	103	47	89	102	107	0
6	Houses constructed - IAY	66	21	151	17	NA	19	3	52
7	Houses constructed - EWS/LIG	62	13	196	0	0	0	NA	NA
8	Habitations covered (Partially covered & Slipped back) - NRDWP	60	12	112	NA	NA	NA	NA	NA
9	Coverage of water quality affected habitations - NRDWP	39	5	24	NA	NA	NA	NA	NA
10	SC Families Assisted	87	11	276	NA	100	NA	NA	NA
11	ICDS Blocks Operational (Cum.)	161	99	851	100	100	100	100	200
12	Anganwadis Functional (Cum.)	104	100	217	98	90	100	92	100
13	Urban Poor Families Assisted under Seven Point Charter	348	21	813	0	7	0	NA	NA
14	Area Covered under Plantation ( Public and Forest Lands)	121	105	74	135	93	107	89	40
15	Seedlings Planted ( Public and Forest Lands)	148	130	198	90	58	268	302	68
16	Road Constructed- PMGSY	101	24	664	NA	NA	NA	NA	NA
17	Villages Electrified - RGGVY	66	NA	NA	NA	NA	NA	NA	NA
18	Pumps sets energized	142	36	2,815	NA	NA	NA	44	NA
19	Supply of Electricity	91	84	99	78	100	95	91	100

NA: Not Applicable

## Table - C

Items in which the States/UTs performance is Very Good (90% and above),  
Good (80% to 90%) and Poor (below 80%) during the period  
April to December, 2012

### 1. ANDHRA PRADESH

#### Very Good

Individual Swarozgaries Assisted - SGSY, SHGs provided income generating activities, Food Security:Antodaya Anna Yojana(AAY), Food Security:Targeted Public Distribution System (Only BPL), Houses constructed - IAY, Houses constructed - EWS/LIG, ICDS Blocks Operational (Cum.), Anganwadis Functional (Cum.), Urban Poor Families Assisted under Seven Point Charter, Area Covered under Plantation ( Public and Forest Lands), Seedlings Planted ( Public and Forest Lands), Road Constructed- PMGSY, Pumps sets energized

#### Good

Food Security:Targeted Public Distribution System(TPDS), Habitations covered (Partially covered & Slipped back) - NRDWP, Electricity supplied

#### Poor

Coverage of water quality affected habitations - NRDWP, SC Families Assisted

### 2. ARUNACHAL PRADESH

#### Very Good

Food Security:Targeted Public Distribution System(TPDS), Food Security:Antodaya Anna Yojana(AAY), Food Security:Targeted Public Distribution System (Only BPL), ICDS Blocks Operational (Cum.), Anganwadis Functional (Cum.), Electricity supplied

#### Poor

Individual Swarozgaries Assisted - SGSY, SHGs provided income generating activities, Houses constructed - IAY, Houses constructed - EWS/LIG, Habitations covered (Partially covered & Slipped back) - NRDWP, Urban Poor Families Assisted under Seven Point Charter, Area Covered under Plantation ( Public and Forest Lands), Seedlings Planted ( Public and Forest Lands), Road Constructed- PMGSY, Villages Electrified - RGGVY

### 3. ASSAM

#### Very Good

Food Security:Targeted Public Distribution System(TPDS), Food Security:Antodaya Anna Yojana(AAY), Food Security:Targeted Public Distribution System (Only BPL), ICDS Blocks Operational (Cum.), Anganwadis Functional (Cum.), Road Constructed- PMGSY, Electricity supplied

#### Poor

Individual Swarozgaries Assisted - SGSY, SHGs provided income generating activities, Houses constructed - IAY, Houses constructed - EWS/LIG, Habitations covered (Partially covered & Slipped back) - NRDWP, Coverage of water quality affected habitations - NRDWP, SC Families Assisted, Urban Poor Families Assisted under Seven Point Charter, Area Covered under Plantation ( Public and Forest Lands), Seedlings Planted ( Public and Forest Lands), Villages Electrified - RGGVY

### 4. BIHAR

#### Very Good

Food Security:Antodaya Anna Yojana(AAY), SC Families Assisted, ICDS Blocks Operational (Cum.), Anganwadis Functional (Cum.), Area Covered under Plantation ( Public and Forest Lands), Seedlings Planted ( Public and Forest Lands), Road Constructed- PMGSY

#### Good

Food Security:Targeted Public Distribution System (Only BPL), Houses constructed - IAY, Electricity supplied

#### Poor

Individual Swarozgaries Assisted - SGSY, SHGs provided income generating activities, Food Security:Targeted Public Distribution System(TPDS), Houses constructed - EWS/LIG, Habitations covered (Partially covered & Slipped back) - NRDWP, Coverage of water quality affected habitations - NRDWP, Urban Poor Families Assisted under Seven Point Charter, Villages Electrified - RGGVY, Pumps sets energized



## **5. CHHATISGARH**

### **Very Good**

Individual Swarozgaries Assisted - SGSY, Food Security:Targeted Public Distribution System(TPDS), Food Security:Antodaya Anna Yojana(AAY), Food Security:Targeted Public Distribution System (Only BPL), Area Covered under Plantation ( Public and Forest Lands), Seedlings Planted ( Public and Forest Lands), Electricity supplied

### **Poor**

SHGs provided income generating activities, Houses constructed - IAY, Houses constructed - EWS/LIG, Habitations covered (Partially covered & Slipped back) - NRDWP, Coverage of water quality affected habitations - NRDWP, SC Families Assisted, ICDS Blocks Operational (Cum.), Anganwadis Functional (Cum.), Urban Poor Families Assisted under Seven Point Charter, Road Constructed- PMGSY, Villages Electrified - RGGVY, Pumps sets energized

## **6. DELHI**

### **Very Good**

Food Security:Targeted Public Distribution System(TPDS), Food Security:Targeted Public Distribution System (Only BPL), ICDS Blocks Operational (Cum.), Anganwadis Functional (Cum.), Area Covered under Plantation ( Public and Forest Lands), Seedlings Planted ( Public and Forest Lands), Electricity supplied

### **Poor**

Food Security:Antodaya Anna Yojana(AAY), Houses constructed - EWS/LIG, SC Families Assisted, Urban Poor Families Assisted under Seven Point Charter

## **7. GOA**

### **Very Good**

Individual Swarozgaries Assisted - SGSY, Food Security:Targeted Public Distribution System(TPDS), Food Security:Antodaya Anna Yojana(AAY), Food Security:Targeted Public Distribution System (Only BPL), ICDS Blocks Operational (Cum.), Anganwadis Functional (Cum.), Area Covered under Plantation ( Public and Forest Lands), Seedlings Planted ( Public and Forest Lands), Pumps sets energized, Electricity supplied

### **Poor**

SHGs provided income generating activities, Houses constructed - IAY, Houses constructed - EWS/LIG, SC Families Assisted, Urban Poor Families Assisted under Seven Point Charter

## **8. GUJARAT**

### **Very Good**

Individual Swarozgaries Assisted - SGSY, Food Security:Antodaya Anna Yojana(AAY), Food Security:Targeted Public Distribution System (Only BPL), SC Families Assisted, ICDS Blocks Operational (Cum.), Anganwadis Functional (Cum.), Urban Poor Families Assisted under Seven Point Charter, Area Covered under Plantation ( Public and Forest Lands), Seedlings Planted ( Public and Forest Lands), Road Constructed- PMGSY, Pumps sets energized, Electricity supplied

### **Good**

Habitations covered (Partially covered & Slipped back) - NRDWP

### **Poor**

SHGs provided income generating activities, Food Security:Targeted Public Distribution System(TPDS), Houses constructed - IAY, Houses constructed - EWS/LIG, Coverage of water quality affected habitations - NRDWP

## **9. HARYANA**

### **Very Good**

Individual Swarozgaries Assisted - SGSY, Food Security:Antodaya Anna Yojana(AAY), Food Security:Targeted Public Distribution System (Only BPL), SC Families Assisted, ICDS Blocks Operational (Cum.), Anganwadis Functional (Cum.), Area Covered under Plantation ( Public and Forest Lands), Seedlings Planted ( Public and Forest Lands), Road Constructed- PMGSY, Pumps sets energized, Electricity supplied

### **Good**

Houses constructed - EWS/LIG

### **Poor**

SHGs provided income generating activities, Food Security:Targeted Public Distribution System(TPDS), Houses constructed - IAY, Habitations covered (Partially covered & Slipped back) - NRDWP, Coverage of water quality affected habitations - NRDWP, Urban Poor Families Assisted under Seven Point Charter

## **10. HIMACHAL PRADESH**

### **Very Good**

Individual Swarozgaries Assisted - SGSY, Food Security:Targeted Public Distribution System(TPDS), Food Security:Antodaya Anna Yojana(AAY), Food Security:Targeted Public Distribution System (Only BPL), Habitations covered (Partially covered & Slipped back) - NRDWP, SC Families Assisted, ICDS Blocks Operational (Cum.), Anganwadis Functional (Cum.), Area Covered under Plantation ( Public and Forest Lands), Seedlings Planted ( Public and Forest Lands), Road Constructed- PMGSY, Pumps sets energized, Electricity supplied

### **Good**

Villages Electrified - RGGVY

### **Poor**

SHGs provided income generating activities, Houses constructed - IAY, Houses constructed - EWS/LIG, Urban Poor Families Assisted under Seven Point Charter

## **11. JAMMU AND KASHMIR**

### **Very Good**

Individual Swarozgaries Assisted - SGSY, Food Security:Targeted Public Distribution System(TPDS), Food Security:Antodaya Anna Yojana(AAY), Food Security:Targeted Public Distribution System (Only BPL), Coverage of water quality affected habitations - NRDWP, SC Families Assisted, ICDS Blocks Operational (Cum.), Anganwadis Functional (Cum.), Road Constructed- PMGSY

### **Poor**

SHGs provided income generating activities, Houses constructed - IAY, Houses constructed - EWS/LIG, Habitations covered (Partially covered & Slipped back) - NRDWP, Urban Poor Families Assisted under Seven Point Charter, Area Covered under Plantation ( Public and Forest Lands), Seedlings Planted ( Public and Forest Lands), Villages Electrified - RGGVY, Electricity supplied

## **12. JHARKHAND**

### **Very Good**

Food Security:Antodaya Anna Yojana(AAY), Food Security:Targeted Public Distribution System (Only BPL), SC Families Assisted, ICDS Blocks Operational (Cum.), Anganwadis Functional (Cum.), Villages Electrified - RGGVY, Electricity supplied

### **Good**

Houses constructed - EWS/LIG

### **Poor**

Individual Swarozgaries Assisted - SGSY, SHGs provided income generating activities, Food Security:Targeted Public Distribution System(TPDS), Houses constructed - IAY, Habitations covered (Partially covered & Slipped back) - NRDWP, Coverage of water quality affected habitations - NRDWP, Urban Poor Families Assisted under Seven Point Charter, Area Covered under Plantation ( Public and Forest Lands), Seedlings Planted ( Public and Forest Lands), Road Constructed- PMGSY, Pumps sets energized

### **13. KARNATAKA**

#### **Very Good**

SHGs provided income generating activities, Food Security:Antodaya Anna Yojana(AAY), Food Security:Targeted Public Distribution System (Only BPL), Houses constructed - EWS/LIG, Habitations covered (Partially covered & Slipped back) - NRDWP, SC Families Assisted, ICDS Blocks Operational (Cum.), Anganwadis Functional (Cum.), Urban Poor Families Assisted under Seven Point Charter, Area Covered under Plantation ( Public and Forest Lands), Seedlings Planted ( Public and Forest Lands), Road Constructed- PMGSY, Pumps sets energized

#### **Good**

Food Security:Targeted Public Distribution System(TPDS), Electricity supplied

#### **Poor**

Individual Swarozgaries Assisted - SGSY, Houses constructed - IAY, Coverage of water quality affected habitations - NRDWP

### **14. KERALA**

#### **Very Good**

Food Security:Targeted Public Distribution System(TPDS), Food Security:Antodaya Anna Yojana(AAY), Food Security:Targeted Public Distribution System (Only BPL), ICDS Blocks Operational (Cum.), Anganwadis Functional (Cum.), Area Covered under Plantation ( Public and Forest Lands), Seedlings Planted ( Public and Forest Lands), Electricity supplied

#### **Poor**

Individual Swarozgaries Assisted - SGSY, SHGs provided income generating activities, Houses constructed - IAY, Houses constructed - EWS/LIG, Habitations covered (Partially covered & Slipped back) - NRDWP, Coverage of water quality affected habitations - NRDWP, SC Families Assisted, Urban Poor Families Assisted under Seven Point Charter, Road Constructed- PMGSY, Pumps sets energized

### **15. MADHYA PRADESH**

#### **Very Good**

Individual Swarozgaries Assisted - SGSY, Food Security:Targeted Public Distribution System(TPDS), Food Security:Antodaya Anna Yojana(AAY), Food Security:Targeted Public Distribution System (Only BPL), ICDS Blocks Operational (Cum.), Anganwadis Functional (Cum.), Area Covered under Plantation ( Public and Forest Lands), Seedlings Planted ( Public and Forest Lands), Road Constructed- PMGSY, Villages Electrified - RGGVY, Pumps sets energized, Electricity supplied

#### **Good**

SC Families Assisted

#### **Poor**

SHGs provided income generating activities, Houses constructed - IAY, Houses constructed - EWS/LIG, Habitations covered (Partially covered & Slipped back) - NRDWP, Coverage of water quality affected habitations - NRDWP, Urban Poor Families Assisted under Seven Point Charter

### **16. MAHARASHTRA**

#### **Very Good**

Food Security:Antodaya Anna Yojana(AAY), Food Security:Targeted Public Distribution System (Only BPL), ICDS Blocks Operational (Cum.), Area Covered under Plantation ( Public and Forest Lands), Seedlings Planted ( Public and Forest Lands), Road Constructed- PMGSY, Electricity supplied

#### **Good**

Anganwadis Functional (Cum.)

#### **Poor**

Individual Swarozgaries Assisted - SGSY, SHGs provided income generating activities, Food Security:Targeted Public Distribution System(TPDS), Houses constructed - IAY, Houses constructed - EWS/LIG, Habitations covered (Partially covered & Slipped back) - NRDWP, Coverage of water quality affected habitations - NRDWP, SC Families Assisted, Urban Poor Families Assisted under Seven Point Charter

## **17. MANIPUR**

### **Very Good**

Food Security:Targeted Public Distribution System(TPDS), Food Security:Antodaya Anna Yojana(AAY), Food Security:Targeted Public Distribution System (Only BPL), ICDS Blocks Operational (Cum.), Anganwadis Functional (Cum.), Road Constructed- PMGSY, Electricity supplied

### **Poor**

Individual Swarozgaries Assisted - SGSY, SHGs provided income generating activities, Houses constructed - IAY, Houses constructed - EWS/LIG, Habitations covered (Partially covered & Slipped back) - NRDWP, SC Families Assisted, Urban Poor Families Assisted under Seven Point Charter, Area Covered under Plantation ( Public and Forest Lands), Seedlings Planted ( Public and Forest Lands), Villages Electrified - RGGVY

## **18. MEGHALAYA**

### **Very Good**

Food Security:Targeted Public Distribution System(TPDS), Food Security:Antodaya Anna Yojana(AAY), Food Security:Targeted Public Distribution System (Only BPL), ICDS Blocks Operational (Cum.), Anganwadis Functional (Cum.), Seedlings Planted ( Public and Forest Lands)

### **Good**

Area Covered under Plantation ( Public and Forest Lands), Electricity supplied

### **Poor**

Individual Swarozgaries Assisted - SGSY, SHGs provided income generating activities, Houses constructed - IAY, Houses constructed - EWS/LIG, Habitations covered (Partially covered & Slipped back) - NRDWP, Coverage of water quality affected habitations - NRDWP, Urban Poor Families Assisted under Seven Point Charter, Road Constructed- PMGSY, Villages Electrified - RGGVY

## **19. MIZORAM**

### **Very Good**

Food Security:Targeted Public Distribution System(TPDS), Food Security:Antodaya Anna Yojana(AAY), Food Security:Targeted Public Distribution System (Only BPL), ICDS Blocks Operational (Cum.), Anganwadis Functional (Cum.), Electricity supplied

### **Good**

Area Covered under Plantation ( Public and Forest Lands)

### **Poor**

Individual Swarozgaries Assisted - SGSY, SHGs provided income generating activities, Houses constructed - IAY, Houses constructed - EWS/LIG, Habitations covered (Partially covered & Slipped back) - NRDWP, Urban Poor Families Assisted under Seven Point Charter, Seedlings Planted ( Public and Forest Lands), Road Constructed- PMGSY, Villages Electrified - RGGVY

## **20. NAGALAND**

### **Very Good**

Food Security:Targeted Public Distribution System(TPDS), Food Security:Antodaya Anna Yojana(AAY), Food Security:Targeted Public Distribution System (Only BPL), ICDS Blocks Operational (Cum.), Anganwadis Functional (Cum.), Electricity supplied

### **Good**

Houses constructed - IAY, Habitations covered (Partially covered & Slipped back) - NRDWP

### **Poor**

Individual Swarozgaries Assisted - SGSY, SHGs provided income generating activities, Houses constructed - EWS/LIG, Coverage of water quality affected habitations - NRDWP, Urban Poor Families Assisted under Seven Point Charter, Area Covered under Plantation ( Public and Forest Lands), Seedlings Planted ( Public and Forest Lands), Road Constructed- PMGSY, Villages Electrified - RGGVY

## 21. ORISSA

### Very Good

Food Security:Targeted Public Distribution System(TPDS), Food Security:Antodaya Anna Yojana(AAY), Food Security:Targeted Public Distribution System (Only BPL), Habitations covered (Partially covered & Slipped back) - NRDWP, ICDS Blocks Operational (Cum.), Anganwadis Functional (Cum.), Pumps sets energized, Electricity supplied

### Poor

Individual Swarozgaries Assisted - SGSY, SHGs provided income generating activities, Houses constructed - IAY, Houses constructed - EWS/LIG, Coverage of water quality affected habitations - NRDWP, SC Families Assisted, Urban Poor Families Assisted under Seven Point Charter, Area Covered under Plantation ( Public and Forest Lands), Seedlings Planted ( Public and Forest Lands), Road Constructed- PMGSY, Villages Electrified - RGGVY

## 22. PUDUCHERRY

### Very Good

Individual Swarozgaries Assisted - SGSY, Food Security:Targeted Public Distribution System(TPDS), Food Security:Targeted Public Distribution System (Only BPL), ICDS Blocks Operational (Cum.), Anganwadis Functional (Cum.), Urban Poor Families Assisted under Seven Point Charter, Area Covered under Plantation ( Public and Forest Lands), Seedlings Planted ( Public and Forest Lands), Pumps sets energized, Electricity supplied

### Good

Food Security:Antodaya Anna Yojana(AAY)

### Poor

SHGs provided income generating activities, Houses constructed - IAY, Houses constructed - EWS/LIG, Habitations covered (Partially covered & Slipped back) - NRDWP, Coverage of water quality affected habitations - NRDWP, SC Families Assisted

## 23. PUNJAB

### Very Good

Individual Swarozgaries Assisted - SGSY, ICDS Blocks Operational (Cum.), Anganwadis Functional (Cum.), Area Covered under Plantation ( Public and Forest Lands), Seedlings Planted ( Public and Forest Lands), Road Constructed- PMGSY, Electricity supplied

### Good

Food Security:Targeted Public Distribution System (Only BPL)

### Poor

SHGs provided income generating activities, Food Security:Targeted Public Distribution System(TPDS), Food Security:Antodaya Anna Yojana(AAY), Houses constructed - IAY, Houses constructed - EWS/LIG, Habitations covered (Partially covered & Slipped back) - NRDWP, Coverage of water quality affected habitations - NRDWP, SC Families Assisted, Urban Poor Families Assisted under Seven Point Charter, Pumps sets energized

## 24. RAJASTHAN

### Very Good

Individual Swarozgaries Assisted - SGSY, Food Security:Targeted Public Distribution System(TPDS), Food Security:Antodaya Anna Yojana(AAY), Food Security:Targeted Public Distribution System (Only BPL), Habitations covered (Partially covered & Slipped back) - NRDWP, ICDS Blocks Operational (Cum.), Anganwadis Functional (Cum.), Urban Poor Families Assisted under Seven Point Charter, Area Covered under Plantation ( Public and Forest Lands), Seedlings Planted ( Public and Forest Lands), Villages Electrified - RGGVY, Pumps sets energized, Electricity supplied

### Good

SC Families Assisted

### Poor

SHGs provided income generating activities, Houses constructed - IAY, Houses constructed - EWS/LIG, Coverage of water quality affected habitations - NRDWP, Road Constructed- PMGSY

## 25. SIKKIM

### Very Good

Individual Swarozgaries Assisted - SGSY, Food Security:Targeted Public Distribution System(TPDS), Food Security:Antodaya Anna Yojana(AAY), Food Security:Targeted Public Distribution System (Only BPL), Houses constructed - IAY, Houses constructed - EWS/LIG, SC Families Assisted, ICDS Blocks Operational (Cum.), Anganwadis Functional (Cum.), Urban Poor Families Assisted under Seven Point Charter, Area Covered under Plantation ( Public and Forest Lands), Seedlings Planted ( Public and Forest Lands), Electricity supplied

### Poor

SHGs provided income generating activities, Habitations covered (Partially covered & Slipped back) - NRDWP, Road Constructed- PMGSY, Villages Electrified - RGGVY

## 26. TAMIL NADU

### Very Good

Food Security:Targeted Public Distribution System(TPDS), Food Security:Antodaya Anna Yojana(AAY), Food Security:Targeted Public Distribution System (Only BPL), Habitations covered (Partially covered & Slipped back) - NRDWP, Coverage of water quality affected habitations - NRDWP, ICDS Blocks Operational (Cum.), Anganwadis Functional (Cum.), Road Constructed- PMGSY, Pumps sets energized

### Good

SC Families Assisted, Area Covered under Plantation ( Public and Forest Lands), Electricity supplied

### Poor

Individual Swarozgaries Assisted - SGSY, SHGs provided income generating activities, Houses constructed - IAY, Houses constructed - EWS/LIG, Urban Poor Families Assisted under Seven Point Charter, Seedlings Planted ( Public and Forest Lands)

## 27. TRIPURA

### Very Good

Food Security:Targeted Public Distribution System(TPDS), Food Security:Antodaya Anna Yojana(AAY), Food Security:Targeted Public Distribution System (Only BPL), Houses constructed - EWS/LIG, Habitations covered (Partially covered & Slipped back) - NRDWP, ICDS Blocks Operational (Cum.), Anganwadis Functional (Cum.), Urban Poor Families Assisted under Seven Point Charter, Area Covered under Plantation ( Public and Forest Lands), Electricity supplied

### Good

Seedlings Planted ( Public and Forest Lands)

### Poor

Individual Swarozgaries Assisted - SGSY, SHGs provided income generating activities, Houses constructed - IAY, Coverage of water quality affected habitations - NRDWP, SC Families Assisted, Road Constructed- PMGSY, Villages Electrified - RGGVY

## 28. UTTARAKHAND

### Very Good

Individual Swarozgaries Assisted - SGSY, SHGs provided income generating activities, Food Security:Targeted Public Distribution System(TPDS), Food Security:Antodaya Anna Yojana(AAY), Food Security:Targeted Public Distribution System (Only BPL), ICDS Blocks Operational (Cum.), Area Covered under Plantation ( Public and Forest Lands), Seedlings Planted ( Public and Forest Lands), Pumps sets energized, Electricity supplied

### Good

Anganwadis Functional (Cum.)

### Poor

Houses constructed - IAY, Houses constructed - EWS/LIG, Habitations covered (Partially covered & Slipped back) - NRDWP, SC Families Assisted, Urban Poor Families Assisted under Seven Point Charter, Road Constructed- PMGSY

## **29. UTTAR PRADESH**

### **Very Good**

Individual Swarozgaries Assisted - SGSY, Food Security:Targeted Public Distribution System(TPDS), Food Security:Antodaya Anna Yojana(AAY), Food Security:Targeted Public Distribution System (Only BPL), ICDS Blocks Operational (Cum.), Anganwadis Functional (Cum.), Area Covered under Plantation ( Public and Forest Lands), Seedlings Planted ( Public and Forest Lands)

### **Good**

Electricity supplied

### **Poor**

SHGs provided income generating activities, Houses constructed - IAY, Houses constructed - EWS/LIG, Habitations covered (Partially covered & Slipped back) - NRDWP, Coverage of water quality affected habitations - NRDWP, SC Families Assisted, Urban Poor Families Assisted under Seven Point Charter, Road Constructed- PMGSY, Pumps sets energized

## **30. WEST BENGAL**

### **Very Good**

Individual Swarozgaries Assisted - SGSY, SHGs provided income generating activities, Food Security:Targeted Public Distribution System(TPDS), Food Security:Antodaya Anna Yojana(AAY), Food Security:Targeted Public Distribution System (Only BPL), Houses constructed - IAY, Houses constructed - EWS/LIG, Habitations covered (Partially covered & Slipped back) - NRDWP, SC Families Assisted, ICDS Blocks Operational (Cum.), Anganwadis Functional (Cum.), Urban Poor Families Assisted under Seven Point Charter, Seedlings Planted ( Public and Forest Lands), Road Constructed- PMGSY, Pumps sets energized, Electricity supplied

### **Poor**

Coverage of water quality affected habitations - NRDWP, Area Covered under Plantation ( Public and Forest Lands)

## **31. ANDAMAN AND NICOBAR ISLANDS**

### **Very Good**

Individual Swarozgaries Assisted - SGSY, SHGs provided income generating activities, ICDS Blocks Operational (Cum.), Anganwadis Functional (Cum.), Area Covered under Plantation ( Public and Forest Lands), Seedlings Planted ( Public and Forest Lands)

### **Poor**

Food Security:Targeted Public Distribution System(TPDS), Food Security:Antodaya Anna Yojana(AAY), Food Security:Targeted Public Distribution System (Only BPL), Houses constructed - IAY, Houses constructed - EWS/LIG, Urban Poor Families Assisted under Seven Point Charter, Electricity supplied

## **32. CHANDIGARH**

### **Very Good**

Food Security:Targeted Public Distribution System(TPDS), SC Families Assisted, ICDS Blocks Operational (Cum.), Anganwadis Functional (Cum.), Area Covered under Plantation ( Public and Forest Lands), Electricity supplied

### **Good**

Food Security:Targeted Public Distribution System (Only BPL)

### **Poor**

Food Security:Antodaya Anna Yojana(AAY), Houses constructed - EWS/LIG, Urban Poor Families Assisted under Seven Point Charter, Seedlings Planted ( Public and Forest Lands)

### **33. DADRA AND NAGAR HAVELI**

#### **Very Good**

Individual Swarozgaries Assisted - SGSY, Food Security:Targeted Public Distribution System(TPDS), Food Security:Antodaya Anna Yojana(AAY), Food Security:Targeted Public Distribution System (Only BPL), ICDS Blocks Operational (Cum.), Anganwadis Functional (Cum.), Area Covered under Plantation ( Public and Forest Lands), Seedlings Planted ( Public and Forest Lands), Electricity supplied

#### **Good**

SHGs provided income generating activities

#### **Poor**

Houses constructed - IAY, Houses constructed - EWS/LIG, Urban Poor Families Assisted under Seven Point Charter

### **34. DAMAN AND DIU**

#### **Very Good**

Food Security:Antodaya Anna Yojana(AAY), Food Security:Targeted Public Distribution System (Only BPL), ICDS Blocks Operational (Cum.), Anganwadis Functional (Cum.), Seedlings Planted ( Public and Forest Lands), Electricity supplied

#### **Good**

Area Covered under Plantation ( Public and Forest Lands)

#### **Poor**

Individual Swarozgaries Assisted - SGSY, SHGs provided income generating activities, Food Security:Targeted Public Distribution System(TPDS), Houses constructed - IAY, Pumps sets energized

### **35. LAKSHADWEEP**

#### **Very Good**

Individual Swarozgaries Assisted - SGSY, ICDS Blocks Operational (Cum.), Anganwadis Functional (Cum.), Electricity supplied

#### **Poor**

SHGs provided income generating activities, Food Security:Targeted Public Distribution System(TPDS), Food Security:Antodaya Anna Yojana(AAY), Food Security:Targeted Public Distribution System (Only BPL), Houses constructed - IAY, Area Covered under Plantation ( Public and Forest Lands), Seedlings Planted ( Public and Forest Lands)



## **PART - II**

**TWENTY POINT PROGRAMME - 2006**

**ITEM-WISE PERFORMANCE TABLES**

Table - 1

## Employment generation under the NREG Scheme

Sl. No.	State/UT Name	No. of job cards issued (Number) April,2012- December,2012	Employment generated (Number) April,2012- December,2012	Wages given (Rupees) April,2012- December,2012
		(3)	(4)	(5)
1	ANDHRA PRADESH	5,45,445	28,49,23,000	30,44,57,48,000
2	ARUNACHAL PRADESH	* 1,02,253	1,15,067	1,787
3	ASSAM	* 13493	1,94,96,000	2,64,80,13,000
4	BIHAR	* 5,00,593	7,01,05,000	8,48,98,86,000
5	CHHATISGARH	2,22,875	7,29,43,000	10,16,84,01,000
6	DELHI	0	0	0
7	GOA	586	50,816	80,37,000
8	GUJARAT	0	1,83,05,000	2,23,05,07,000
9	HARYANA	43,810	72,29,000	1,42,73,10,000
10	HIMACHAL PRADESH	# 20313	1,59,36,000	2,10,61,17,000
11	JAMMU AND KASHMIR	58,940	2,08,23,000	2,82,61,56,000
12	JHARKHAND	18,201	2,85,44,628	4,48,11,12,194
13	KARNATAKA	88,227	2,01,68,000	10,87,54,10,000
14	KERALA	5,80,847	5,13,19,149	8,00,84,87,000
15	MADHYA PRADESH	# 2,46,666	13,57,52,000	16,58,61,000
16	MAHARASHTRA	3,44,411	5,73,74,635	10,56,19,36,000
17	MANIPUR	* 34925	1,98,66,000	2,66,59,09,000
18	MEGHALAYA	# 16602	71,35,000	94,24,42,000
19	MIZORAM	1,180	89,15,350	1,21,24,89,800
20	NAGALAND	* 8870	1,35,55,000	1,55,55,78,000
21	ORISSA	91,244	3,13,69,000	3,75,90,71,000
22	PUDUCHERRY	* 781	8,51,492	11,94,18,000
23	PUNJAB	* 28594	42,12,447	68,36,58,000
24	RAJASTHAN	3,41,196	15,41,05,000	16,59,97,65,000
25	SIKKIM	* 1407	37,95,994	42,84,68,000
26	TAMIL NADU	8,85,845	31,74,46,000	29,80,89,69,800
27	TRIPURA	* 30616	3,58,97,960	4,29,02,63,000
28	UTTARAKHAND	26,384	1,03,81,520	1,29,76,98,000
29	UTTAR PRADESH	2,69,032	10,35,93,000	11,14,63,43,000
30	WEST BENGAL	# 3,53,666	\$ 14,26,15,000	19,14,35,63,000
31	ANDAMAN AND NICOBAR ISLANDS	1,235	5,04,842	8,50,69,000
32	CHANDIGARH	0	0	0
33	DADRA AND NAGAR HAVELI	* 1356	23,352	36,47,710
34	DAMAN AND DIU	0	0	0
35	LAKSHADWEEP	* 591	34,820	81,24,200
Grand Total		48,80,184	1,65,73,86,072	1,88,19,34,59,491

Note: \* Some of the States are reporting performance since inception but now it has been reconciled with the performance figures supplied by M/o Rural Development

# Previous month figures have been repeated due to wide variation.

\$ The Government of West Bengal has revised the figure from 671906000 (April-November'12) to 142615000

Table - 2 (A)

**Swaranjayanti Gram Swarajgar Yojana**  
**Individual Swarozgaries Assisted**  
**(Unit: Number)**

		Target		Achievement	Percent Achievement
Sl. No.	State/UT Name	2012-2013	April,2012-December,2012	April,2012-December,2012	April,2012-December,2012
(1)	(2)	(3)	(4)	(5)	(5)/(4)
1	ANDHRA PRADESH	5,283	3,960	29,185	737
2	ARUNACHAL PRADESH	236	176	0	0
3	ASSAM	6,134	4,599	769	17
4	BIHAR	12,568	9,424	* 0	0
5	CHHATISGARH	2,791	2,092	3,852	184
6	GOA	72	48	91	190
7	GUJARAT	1,989	1,491	6,276	421
8	HARYANA	1,170	876	882	101
9	HIMACHAL PRADESH	493	369	776	210
10	JAMMU AND KASHMIR	610	457	3,868	846
11	JHARKHAND	4,739	3,554	1,532	43
12	KARNATAKA	3,990	2,992	1,321	44
13	KERALA	1,790	1,342	52	4
14	MADHYA PRADESH	5,980	4,484	22,021	491
15	MAHARASHTRA	7,886	5,913	1,417	24
16	MANIPUR	411	306	0	0
17	MEGHALAYA	461	344	31	9
18	MIZORAM	106	79	46	58
19	NAGALAND	316	237	186	78
20	ORISSA	6,043	4,531	0	0
21	PUDUCHERRY	94	70	1,187	1,696
22	PUNJAB	569	425	585	138
23	RAJASTHAN	3,029	2,270	3,373	149
24	SIKKIM	119	89	400	449
25	TAMIL NADU	4,672	3,502	0	0
26	TRIPURA	742	557	0	0
27	UTTARAKHAND	953	713	852	119
28	UTTAR PRADESH	18,104	13,577	28,942	213
29	WEST BENGAL	6,715	5,035	97,109	1,929
30	ANDAMAN AND NICOBAR ISLANDS	9	6	159	2,650
31	DADRA AND NAGAR HAVELI	9	6	37	617
32	DAMAN AND DIU	9	6	2	33
33	LAKSHADWEEP	9	6	114	1,900
<b>Grand Total</b>		<b>98,101</b>	<b>73,536</b>	<b>2,05,065</b>	<b>279</b>

**Very Good:(90% or above of targets)**

ANDHRA PRADESH, CHHATISGARH, GOA, GUJARAT, HARYANA, HIMACHAL PRADESH, JAMMU AND KASHMIR, MADHYA PRADESH, PUDUCHERRY, PUNJAB, RAJASTHAN, SIKKIM, UTTARAKHAND, UTTAR PRADESH, WEST BENGAL, ANDAMAN AND NICOBAR ISLANDS, DADRA AND NAGAR HAVELI, LAKSHADWEEP

**Poor:(Below 80% of targets)**

ARUNACHAL PRADESH, ASSAM, BIHAR, JHARKHAND, KARNATAKA, KERALA, MAHARASHTRA, MANIPUR, MEGHALAYA, MIZORAM, NAGALAND, ORISSA, TAMIL NADU, TRIPURA, DAMAN AND DIU

Note: \* The figures have been reconciled with that of Ministry of Rural Development.

# Swaranjayanti Gram Swarojgar Yojana (SGSY)

## Individual Swarozgaries Assisted

% Achievement of Target  
During April - December 2012

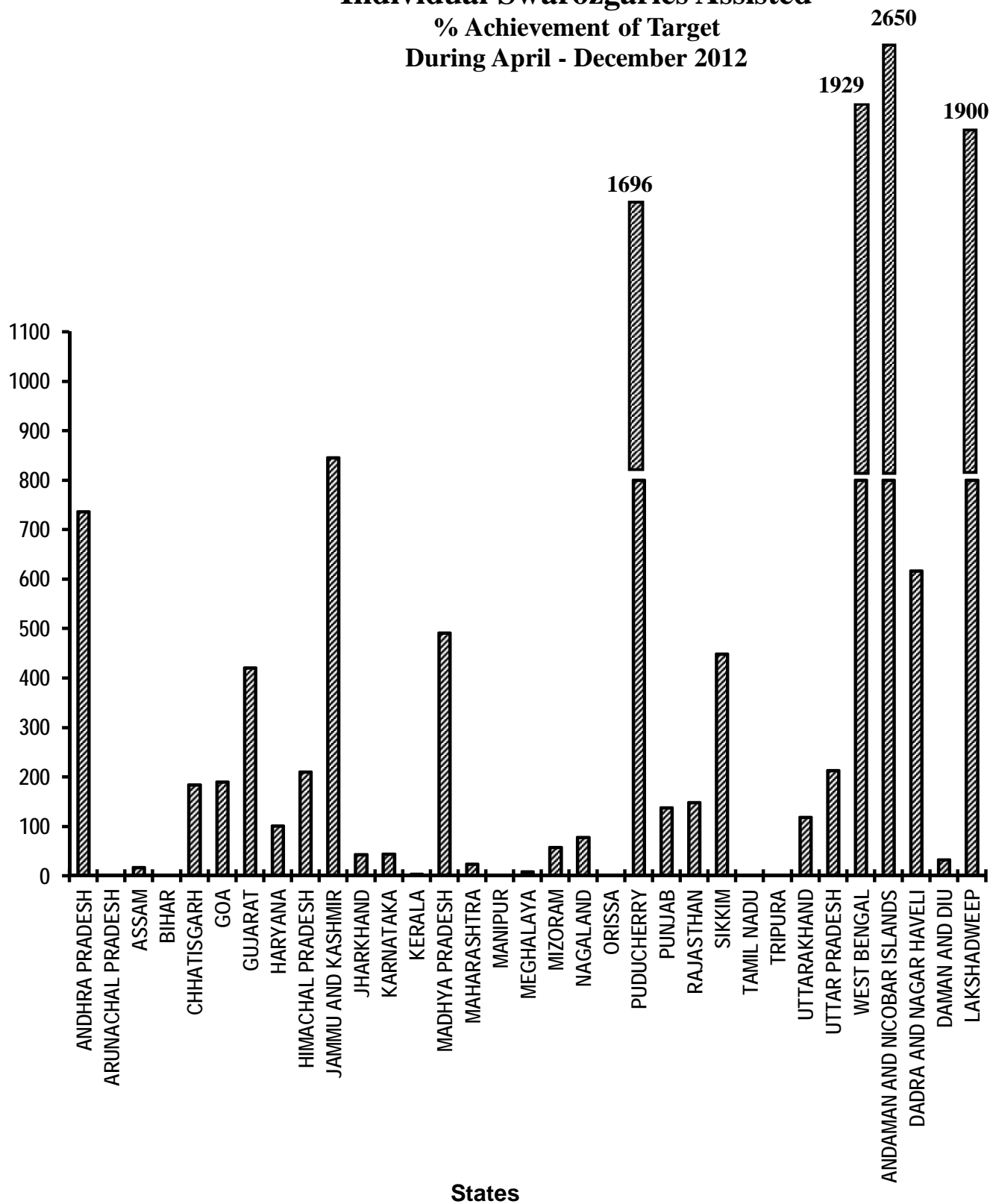


Table 2 (B)

## Swaranjayanti Gram Swarojgar Yojana

Sl. No.	State/UT Name	Individual SC Swarozgaries Assisted (Number) April,2012-December,2012	Individual ST Swarozgaries Assisted (Number) April,2012-December,2012	Individual Women Swarozgaries Assisted (Number) April,2012-December,2012	Individual Disabled Swarozgaries Assisted (Number) April,2012-December,2012
		(3)	(4)	(5)	(6)
1	ANDHRA PRADESH	19,280	5,289	4,331	285
2	ARUNACHAL PRADESH	0	0	0	0
3	ASSAM	411	58	73	8
4	BIHAR	1,24,841	9,028	3,45,832	517
5	CHHATISGARH	660	1,991	508	47
6	GOA	12	19	37	1
7	GUJARAT	3,471	0	2,230	40
8	HARYANA	405	0	432	29
9	HIMACHAL PRADESH	278	121	277	16
10	JAMMU AND KASHMIR	297	335	723	230
11	JHARKHAND	185	907	282	28
12	KARNATAKA	379	164	481	1,236
13	KERALA	42	0	44	6
14	MADHYA PRADESH	5,735	6,903	12,760	711
15	MAHARASHTRA	415	165	435	25
16	MANIPUR	0	0	0	0
17	MEGHALAYA	0	31	12	0
18	MIZORAM	1	50	21	4
19	NAGALAND	0	73	98	15
20	ORISSA	0	0	0	0
21	PUDUCHERRY	418	0	1,187	0
22	PUNJAB	910	0	757	8
23	RAJASTHAN	893	914	1,746	107
24	SIKKIM	43	464	720	14
25	TAMIL NADU	0	0	0	0
26	TRIPURA	0	0	0	0
27	UTTARAKHAND	746	50	125	1
28	UTTAR PRADESH	13,798	61	8,642	558
29	WEST BENGAL	30,616	8,841	94,093	385
30	ANDAMAN AND NICOBAR ISLANDS	0	29	47	0
31	DADRA AND NAGAR HAVELI	0	37	14	0
32	DAMAN AND DIU	0	5	0	0
33	LAKSHADWEEP	77	114	0	0
<b>Grand Total</b>		<b>2,03,913</b>	<b>35,649</b>	<b>4,75,907</b>	<b>4,271</b>

Table - 3(A)

**Self Help Groups (SHG)**  
(Unit: Number)

		Formed under SGSY (Number) April,2012- December,2012
Sl. No.	State/UT Name	
(1)	(2)	(3)
1	ANDHRA PRADESH	22,970
2	ARUNACHAL PRADESH	0
3	ASSAM	1,040
4	BIHAR	21,836
5	CHHATISGARH	6,262
6	DELHI	0
7	GOA	74
8	GUJARAT	4,742
9	HARYANA	1,490
10	HIMACHAL PRADESH	452
11	JAMMU AND KASHMIR	1,330
12	JHARKHAND	4,340
13	KARNATAKA	5,333
14	KERALA	0
15	MADHYA PRADESH	2,837
16	MAHARASHTRA	1,625
17	MANIPUR	100
18	MEGHALAYA	388
19	MIZORAM	18
20	NAGALAND	264
21	ORISSA	0
22	PUDUCHERRY	99
23	PUNJAB	202
24	RAJASTHAN	146
25	SIKKIM	60
26	TAMIL NADU	0
27	TRIPURA	1,353
28	UTTARAKHAND	2,430
29	UTTAR PRADESH	31,367
30	WEST BENGAL	47,737
31	ANDAMAN AND NICOBAR ISLANDS	43
32	CHANDIGARH	0
33	DADRA AND NAGAR HAVELI	8
34	DAMAN AND DIU	0
35	LAKSHADWEEP	1
<b>Grand Total</b>		<b>1,58,547</b>

Table - 3(B)

**Self Help Groups (SHG)**  
**To whom income generating activities provided**  
**(Unit: Number)**

Sl. No.	State/UT Name	Target		Achievement	Percent Achievement
		2012-2013	April,2012-December,2012	April,2012-December,2012	April,2012-December,2012
(1)	(2)	(3)	(4)	(5)	(5)/(4)
1	ANDHRA PRADESH	9,637	7,227	# 7730	107
2	ARUNACHAL PRADESH	430	322	0	0
3	ASSAM	11,189	8,390	1,029	12
4	BIHAR	22,924	17,191	# 67	0
5	CHHATISGARH	5,092	3,817	2,675	70
6	GOA	136	100	43	43
7	GUJARAT	3,627	2,718	1,341	49
8	HARYANA	2,134	1,600	924	58
9	HIMACHAL PRADESH	899	675	443	66
10	JAMMU AND KASHMIR	1,113	834	177	21
11	JHARKHAND	8,644	6,482	2,306	36
12	KARNATAKA	7,277	5,457	# 9301	170
13	KERALA	3,265	2,448	# 80	3
14	MADHYA PRADESH	10,908	8,181	3,220	39
15	MAHARASHTRA	14,384	10,787	1,532	14
16	MANIPUR	750	562	300	53
17	MEGHALAYA	840	630	241	38
18	MIZORAM	194	145	68	47
19	NAGALAND	576	432	# 0	0
20	ORISSA	11,022	8,265	743	9
21	PUDUCHERRY	171	126	92	73
22	PUNJAB	1,037	776	# 181	23
23	RAJASTHAN	5,525	4,142	1,987	48
24	SIKKIM	216	162	59	36
25	TAMIL NADU	8,521	6,390	0	0
26	TRIPURA	1,354	1,015	# 685	67
27	UTTARAKHAND	1,738	1,303	1,169	90
28	UTTAR PRADESH	33,021	24,765	14,063	57
29	WEST BENGAL	12,249	9,186	21,399	233
30	ANDAMAN AND NICOBAR ISLANDS	16	10	24	240
31	DADRA AND NAGAR HAVELI	16	10	# 8	80
32	DAMAN AND DIU	16	10	0	0
33	LAKSHADWEEP	16	10	0	0
<b>Grand Total</b>		<b>1,78,937</b>	<b>1,34,168</b>	<b>71,887</b>	<b>54</b>

**Very Good:(90% or above of targets)**

ANDHRA PRADESH, KARNATAKA, UTTARAKHAND, WEST BENGAL, ANDAMAN AND NICOBAR ISLANDS

**Good:(Between 80% to 90% targets)**

DADRA AND NAGAR HAVELI

**Poor:(Below 80% of targets)**

ARUNACHAL PRADESH, ASSAM, BIHAR, CHHATISGARH, GOA, GUJARAT, HARYANA, HIMACHAL PRADESH, JAMMU AND KASHMIR, JHARKHAND, KERALA, MADHYA PRADESH, MAHARASHTRA, MANIPUR, MEGHALAYA, MIZORAM, NAGALAND, ORISSA, PUDUCHERRY, PUNJAB, RAJASTHAN, SIKKIM, TAMIL NADU, TRIPURA, UTTAR PRADESH, DAMAN AND DIU, LAKSHADWEEP

Note: # Previous month figures have been repeated due to wide variation.

# Self Help Groups (SHG)

## To whom income generating activities provided

### % Achievement of Target

### During April - December 2012

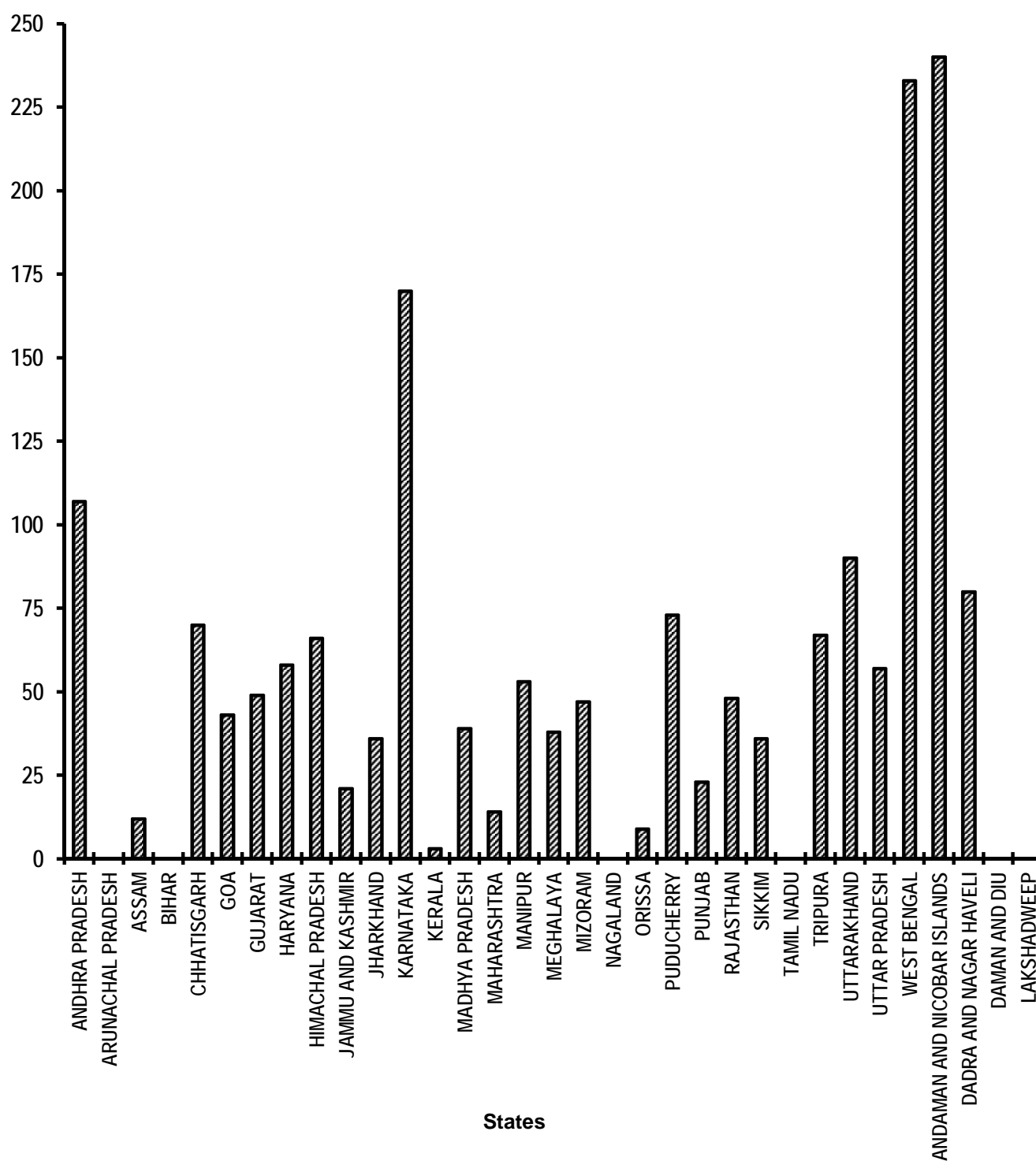




Table - 4 (A)

**Distribution of waste land to the landless**  
(Unit: Hectare)

		Total Land Distributed (Hectare) April,2012- December,2012
Sl. No.	State/UT Name	
(1)	(2)	(3)
1	ANDHRA PRADESH	2,40,708
2	ARUNACHAL PRADESH	0
3	ASSAM	0
4	BIHAR	110
5	CHHATISGARH	27,452
6	DELHI	0
7	GOA	0
8	GUJARAT	0
9	HARYANA	0
10	JAMMU AND KASHMIR	0
11	JHARKHAND	0
12	KARNATAKA	377
13	KERALA	0
14	MADHYA PRADESH	0
15	MAHARASHTRA	0
16	MANIPUR	0
17	MEGHALAYA	0
18	MIZORAM	0
19	NAGALAND	0
20	ORISSA	1,741
21	PUDUCHERRY	0
22	PUNJAB	0
23	RAJASTHAN	0
24	SIKKIM	16
25	TAMIL NADU	1
26	TRIPURA	0
27	UTTARAKHAND	0
28	UTTAR PRADESH	1,332
29	WEST BENGAL	1,663
30	ANDAMAN AND NICOBAR ISLANDS	0
31	CHANDIGARH	0
32	DADRA AND NAGAR HAVELI	5
33	DAMAN AND DIU	0
34	LAKSHADWEEP	0
<b>Grand Total</b>		<b>2,73,405</b>

Table 4 (B)

## Distribution of waste land to the landless

Sl. No.	State/UT Name	Land Distributed to SC (Hectare)	Land Distributed to ST (Hectare)	Land Distributed to Others (Hectare)
		April,2012-December,2012	April,2012-December,2012	April,2012-December,2012
(1)	(2)	(3)	(4)	(5)
1	ANDHRA PRADESH	96,011	45,224	99,472
2	ARUNACHAL PRADESH	0	0	0
3	ASSAM	0	0	0
4	BIHAR	109	0	2
5	CHHATISGARH	6,057	9,608	11,787
6	DELHI	0	0	0
7	GOA	0	0	0
8	GUJARAT	0	0	0
9	HARYANA	0	0	0
10	JAMMU AND KASHMIR	0	0	0
11	JHARKHAND	0	0	0
12	KARNATAKA	281	96	0
13	KERALA	0	0	0
14	MADHYA PRADESH	0	0	0
15	MAHARASHTRA	0	0	0
16	MANIPUR	0	0	0
17	MEGHALAYA	0	0	0
18	MIZORAM	0	0	0
19	NAGALAND	0	0	0
20	ORISSA	248	1,183	310
21	PUDUCHERRY	0	0	0
22	PUNJAB	0	0	0
23	RAJASTHAN	0	0	0
24	SIKKIM	2	6	9
25	TAMIL NADU	0	0	1
26	TRIPURA	0	0	0
27	UTTARAKHAND	0	0	0
28	UTTAR PRADESH	681	19	632
29	WEST BENGAL	640	268	756
30	ANDAMAN AND NICOBAR ISLANDS	0	0	0
31	CHANDIGARH	0	0	0
32	DADRA AND NAGAR HAVELI	0	0	0
33	DAMAN AND DIU	0	0	0
34	LAKSHADWEEP	0	0	0
Grand Total		1,04,029	56,404	1,12,969

Table - 5(A)

## Minimum Wages Enforcement (including Farm Labour)

Sl. No.	State/UT Name	Agriculture and Farm Workers: Inspections made (Number) April,2012-December,2012	Agriculture and Farm Workers: Irregularities detected (Number) April,2012-December,2012	Agriculture and Farm Workers: Irregularities rectified (Number) April,2012-December,2012
		(3)	(4)	(5)
1	ANDHRA PRADESH	0	0	0
2	ARUNACHAL PRADESH	0	0	0
3	ASSAM	0	0	0
4	BIHAR	6,120	1,334	1,362
5	CHHATISGARH	0	0	0
6	DELHI	0	0	0
7	GOA	0	0	0
8	GUJARAT	0	0	0
9	HARYANA	0	0	0
10	HIMACHAL PRADESH	0	0	0
11	JAMMU AND KASHMIR	0	0	0
12	JHARKHAND	0	0	0
13	KARNATAKA	0	0	0
14	KERALA	0	0	0
15	MADHYA PRADESH	0	0	0
16	MAHARASHTRA	0	0	0
17	MANIPUR	155	0	0
18	MEGHALAYA	0	0	0
19	MIZORAM	0	0	0
20	NAGALAND	0	0	0
21	ORISSA	0	0	0
22	PUDUCHERRY	0	0	0
23	PUNJAB	0	0	0
24	RAJASTHAN	364	1	1
25	SIKKIM	0	0	0
26	TAMIL NADU	0	0	0
27	TRIPURA	0	0	0
28	UTTARAKHAND	57	0	0
29	UTTAR PRADESH	0	0	0
30	WEST BENGAL	0	0	0
31	ANDAMAN AND NICOBAR ISLANDS	0	0	0
32	CHANDIGARH	0	0	0
33	DADRA AND NAGAR HAVELI	0	0	0
34	DAMAN AND DIU	0	0	0
35	LAKSHADWEEP	0	0	0
Grand Total		6,696	1,335	1,363

Table - 5(B)

**Minimum Wages Enforcement (including Farm Labour)**  
(Unit: Number)

Sl. No.	State/UT Name	Agriculture and Farm Workers: Claims filed (Number) April,2012-December,2012	Agriculture and Farm Workers: Claims settled (Number) April,2012-December,2012
		(3)	(4)
1	ANDHRA PRADESH	0	0
2	ARUNACHAL PRADESH	0	0
3	ASSAM	0	0
4	BIHAR	323	487
5	CHHATISGARH	0	0
6	DELHI	0	0
7	GOA	0	0
8	GUJARAT	0	0
9	HARYANA	6	2
10	HIMACHAL PRADESH	0	0
11	JAMMU AND KASHMIR	0	0
12	JHARKHAND	0	0
13	KARNATAKA	0	0
14	KERALA	0	0
15	MADHYA PRADESH	0	0
16	MAHARASHTRA	0	0
17	MANIPUR	0	0
18	MEGHALAYA	0	0
19	MIZORAM	0	0
20	NAGALAND	0	0
21	ORISSA	0	0
22	PUDUCHERRY	0	0
23	PUNJAB	0	0
24	RAJASTHAN	0	0
25	SIKKIM	0	0
26	TAMIL NADU	0	0
27	TRIPURA	0	0
28	UTTARAKHAND	0	0
29	UTTAR PRADESH	0	0
30	WEST BENGAL	0	0
31	ANDAMAN AND NICOBAR ISLANDS	0	0
32	CHANDIGARH	0	0
33	DADRA AND NAGAR HAVELI	0	0
34	DAMAN AND DIU	0	0
35	LAKSHADWEEP	0	0
Grand Total		329	489

Table - 5(C)

## Minimum Wages Enforcement (including Farm Labour)

Sl. No.	State/UT Name	Agriculture and Farm Workers: Prosecution cases Pending (Number) April,2012-December,2012	Agriculture and Farm Workers: Prosecution cases filed (Number) April,2012-December,2012	Agriculture and Farm Workers: Prosecution cases decided (Number) April,2012-December,2012
		(3)	(4)	(5)
1	ANDHRA PRADESH	0	0	0
2	ARUNACHAL PRADESH	0	0	0
3	ASSAM	0	0	0
4	BIHAR	401	0	0
5	CHHATISGARH	0	0	0
6	DELHI	0	0	0
7	GOA	0	0	0
8	GUJARAT	0	0	3
9	HARYANA	0	0	0
10	HIMACHAL PRADESH	0	0	0
11	JAMMU AND KASHMIR	0	0	0
12	JHARKHAND	0	0	0
13	KARNATAKA	0	0	0
14	KERALA	0	0	0
15	MADHYA PRADESH	0	0	0
16	MAHARASHTRA	0	0	0
17	MANIPUR	0	0	0
18	MEGHALAYA	0	0	0
19	MIZORAM	0	0	0
20	NAGALAND	0	0	0
21	ORISSA	0	0	0
22	PUDUCHERRY	0	0	0
23	PUNJAB	0	0	0
24	RAJASTHAN	0	0	0
25	SIKKIM	0	0	0
26	TAMIL NADU	0	0	0
27	TRIPURA	0	0	0
28	UTTARAKHAND	15	0	0
29	UTTAR PRADESH	0	0	0
30	WEST BENGAL	0	0	0
31	ANDAMAN AND NICOBAR ISLANDS	11	2	5
32	CHANDIGARH	0	0	0
33	DADRA AND NAGAR HAVELI	0	0	0
34	DAMAN AND DIU	0	0	0
35	LAKSHADWEEP	0	0	0
Grand Total		427	2	8

Table - 6(A)

## Food security-Targeted Public Distribution system (APL+BPL+AAV)

Sl. No.	State/UT Name	Allocation of Food Grains (Tonnes)	Off take (Tonnes)	Percentage of offtake w.r.t. Allocation of Food Grains
		April,2012-December,2012	April,2012-December,2012	
(1)	(2)	(3)	(4)	(5)
1	ANDHRA PRADESH	28,67,112	24,90,239	87
2	ARUNACHAL PRADESH	76,167	74,222	97
3	ASSAM	14,15,142	13,68,105	97
4	BIHAR	27,77,904	19,53,783	70
5	CHHATISGARH	9,33,084	8,82,247	95
6	DELHI	4,49,190	4,27,904	95
7	GOA	47,277	47,278	100
8	GUJARAT	15,63,831	9,83,975	63
9	HARYANA	5,67,009	3,24,768	57
10	HIMACHAL PRADESH	3,95,955	3,95,403	100
11	JAMMU AND KASHMIR	5,67,603	6,00,672	106
12	JHARKHAND	10,18,989	7,40,757	73
13	KARNATAKA	21,94,496	17,62,644	80
14	KERALA	11,04,516	11,18,054	101
15	MADHYA PRADESH	20,52,297	27,54,210	134
16	MAHARASHTRA	36,29,283	28,53,243	79
17	MANIPUR	1,28,214	1,34,355	105
18	MEGHALAYA	1,41,435	1,41,531	100
19	MIZORAM	52,605	51,079	97
20	NAGALAND	95,157	1,09,703	115
21	ORISSA	16,46,298	15,97,994	97
22	PUDUCHERRY	45,234	41,330	91
23	PUNJAB	6,20,982	4,69,299	76
24	RAJASTHAN	16,34,625	16,15,055	99
25	SIKKIM	33,210	33,339	100
26	TAMIL NADU	27,92,124	27,26,124	98
27	TRIPURA	2,27,430	2,19,297	96
28	UTTARAKHAND	3,89,994	4,30,164	110
29	UTTAR PRADESH	54,51,390	49,24,888	90
30	WEST BENGAL	28,92,907	27,81,381	96
31	ANDAMAN AND NICOBAR ISLANDS	25,515	11,024	43
32	CHANDIGARH	27,585	26,083	95
33	DADRA AND NAGAR HAVELI	7,848	7,954	101
34	DAMAN AND DIU	4,239	3,368	79
35	LAKSHADWEEP	5,465	2,600	48
Grand Total		3,78,82,112	3,41,04,072	90

**Very Good:(90% or above of targets)**

ARUNACHAL PRADESH, ASSAM, CHHATISGARH, DELHI, GOA, HIMACHAL PRADESH, JAMMU AND KASHMIR, KERALA, MADHYA PRADESH, MANIPUR, MEGHALAYA, MIZORAM, NAGALAND, ORISSA, PUDUCHERRY, RAJASTHAN, SIKKIM, TAMIL NADU, TRIPURA, UTTARAKHAND, UTTAR PRADESH, WEST BENGAL, CHANDIGARH, DADRA AND NAGAR HAVELI

**Good:(Between 80% to 90% targets)**

ANDHRA PRADESH, KARNATAKA

**Poor:(Below 80% of targets)**

BIHAR, GUJARAT, HARYANA, JHARKHAND, MAHARASHTRA, PUNJAB, ANDAMAN AND NICOBAR ISLANDS, DAMAN AND DIU, LAKSHADWEEP

# Food Security: Targeted Public Distribution System (APL+BPL+AAY)

## Off take

% Achievement of Target  
During April - December 2012

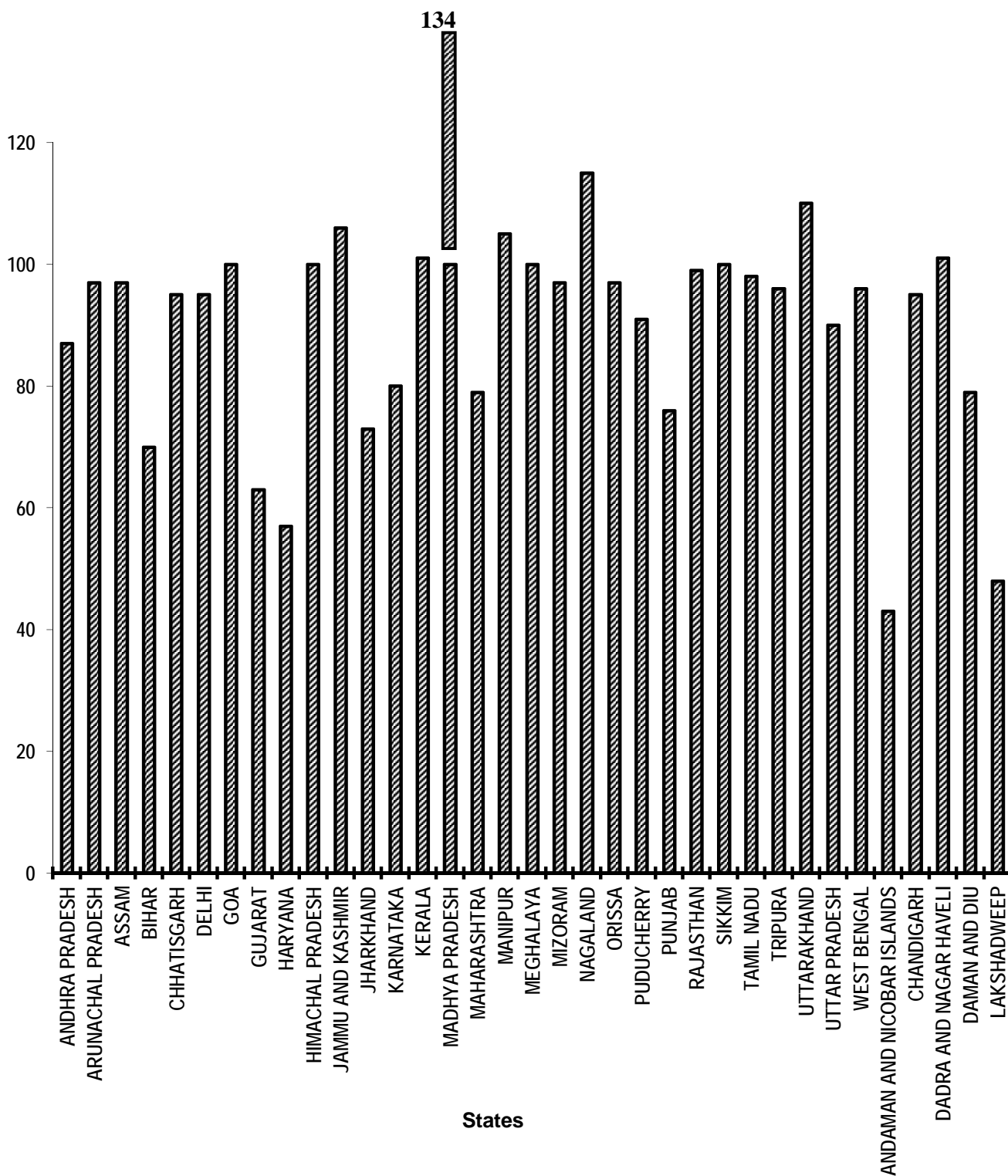


Table - 6(B)

## Food security-Targeted Public Distribution system (only AAY)

Sl. No.	State/UT Name	Allocation of Food		
		Grains (Tonnes) April,2012- December,2012	Off take (Tonnes) April,2012- December,2012	Percentage of offtake w.r.t. Allocation of Food Grains
(1)	(2)	(3)	(4)	(5)
1	ANDHRA PRADESH	4,90,716	5,21,668	106
2	ARUNACHAL PRADESH	11,979	11,907	99
3	ASSAM	2,21,769	2,19,780	99
4	BIHAR	7,87,815	7,64,392	97
5	CHHATISGARH	2,26,458	2,26,458	100
6	DELHI	47,313	33,378	71
7	GOA	4,581	4,581	100
8	GUJARAT	2,55,060	2,60,430	102
9	HARYANA	92,115	86,348	94
10	HIMACHAL PRADESH	62,055	63,542	102
11	JAMMU AND KASHMIR	80,541	84,914	105
12	JHARKHAND	2,89,143	2,82,534	98
13	KARNATAKA	3,58,362	3,38,147	94
14	KERALA	1,87,695	1,89,603	101
15	MADHYA PRADESH	4,98,195	6,34,048	127
16	MAHARASHTRA	7,76,160	7,34,766	95
17	MANIPUR	20,043	20,551	103
18	MEGHALAYA	22,113	22,050	100
19	MIZORAM	8,190	7,690	94
20	NAGALAND	14,976	17,617	118
21	ORISSA	3,98,340	3,87,433	97
22	PUDUCHERRY	10,161	8,993	89
23	PUNJAB	56,520	37,106	66
24	RAJASTHAN	2,93,616	2,87,938	98
25	SIKKIM	5,202	5,121	98
26	TAMIL NADU	5,87,358	5,96,278	102
27	TRIPURA	35,640	36,194	102
28	UTTARAKHAND	60,138	58,623	97
29	UTTAR PRADESH	12,89,610	12,68,194	98
30	WEST BENGAL	4,66,263	4,51,765	97
31	ANDAMAN AND NICOBAR ISLANDS	1,350	586	43
32	CHANDIGARH	468	100	21
33	DADRA AND NAGAR HAVELI	1,647	1,647	100
34	DAMAN AND DIU	477	506	106
35	LAKSHADWEEP	378	0	0
Grand Total		76,62,447	76,64,888	100

Very Good:(90% or above of targets)

ANDHRA PRADESH, ARUNACHAL PRADESH, ASSAM, BIHAR, CHHATISGARH, GOA, GUJARAT, HARYANA, HIMACHAL PRADESH, JAMMU AND KASHMIR, JHARKHAND, KARNATAKA, KERALA, MADHYA PRADESH, MAHARASHTRA, MANIPUR, MEGHALAYA, MIZORAM, NAGALAND, ORISSA, RAJASTHAN, SIKKIM, TAMIL NADU, TRIPURA, UTTARAKHAND, UTTAR PRADESH, WEST BENGAL, DADRA AND NAGAR HAVELI, DAMAN AND DIU

Good:(Between 80% to 90% targets)

PUDUCHERRY

Poor:(Below 80% of targets)

DELHI, PUNJAB, ANDAMAN AND NICOBAR ISLANDS, CHANDIGARH, LAKSHADWEEP



# Food Security: Targeted Public Distribution System (Only Antyodaya Anna Yojana)

## Off take

% Achievement of Target  
During April - December 2012

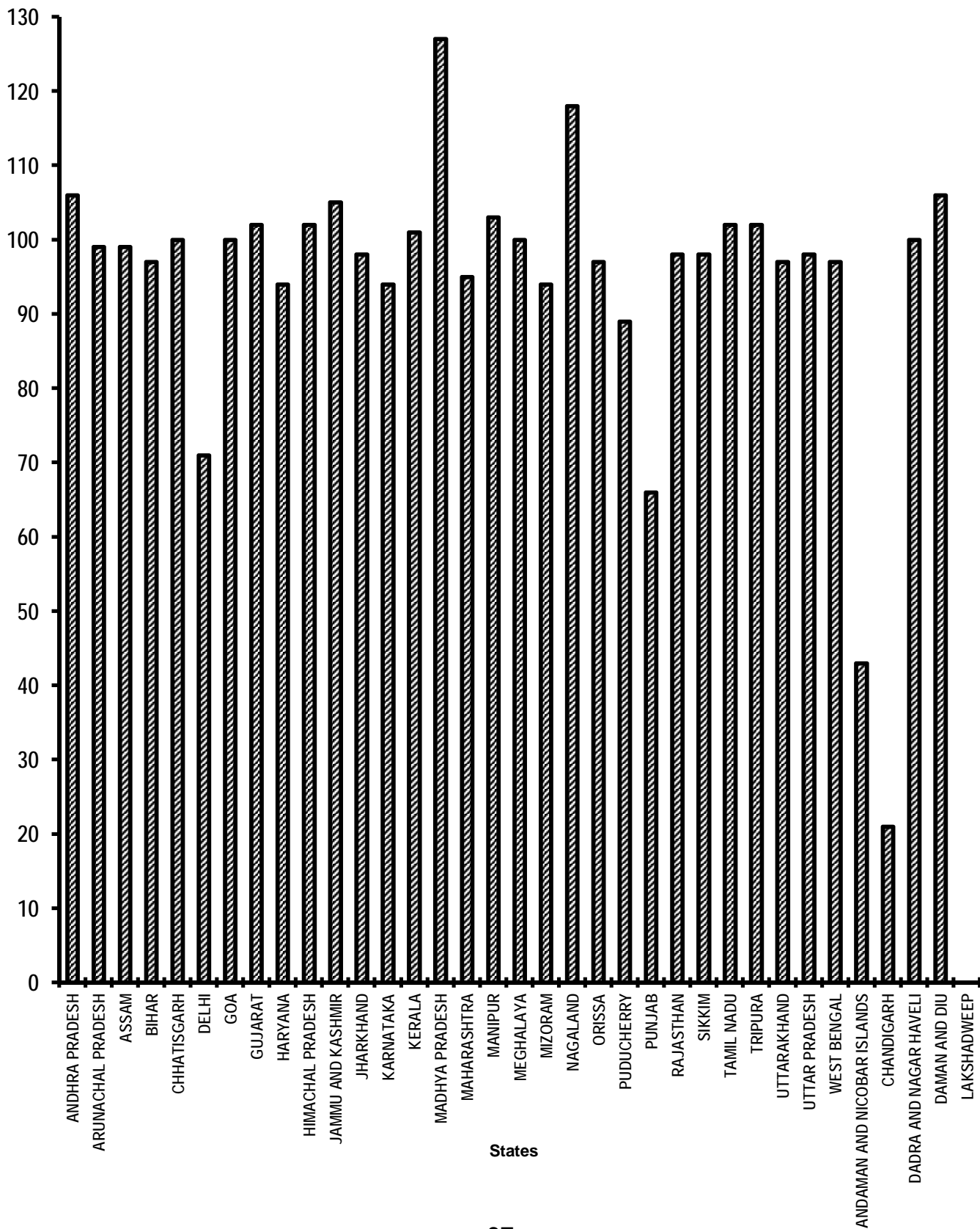


Table - 6(C)

## Food Security - Targeted Public Distribution System (Only BPL)

Sl. No.	State/UT Name	Allocation of Food Grains (Tonnes)	Off take (Tonnes)	Percentage of offtake w.r.t. Allocation of Food Grains
		April,2012-December,2012	April,2012-December,2012	
(1)	(2)	(3)	(4)	(5)
1	ANDHRA PRADESH	7,89,066	8,41,484	107
2	ARUNACHAL PRADESH	19,143	18,706	98
3	ASSAM	3,56,418	3,50,368	98
4	BIHAR	12,67,029	10,95,115	86
5	CHHATISGARH	3,64,266	3,59,927	99
6	DELHI	81,522	82,296	101
7	GOA	4,149	4,149	100
8	GUJARAT	4,12,776	3,90,592	95
9	HARYANA	1,56,429	1,53,755	98
10	HIMACHAL PRADESH	99,855	97,481	98
11	JAMMU AND KASHMIR	1,51,272	1,58,247	105
12	JHARKHAND	4,64,976	4,46,144	96
13	KARNATAKA	6,27,345	6,30,384	100
14	KERALA	3,01,761	3,04,484	101
15	MADHYA PRADESH	8,01,072	15,63,761	195
16	MAHARASHTRA	12,82,068	12,50,784	98
17	MANIPUR	32,256	33,564	104
18	MEGHALAYA	35,532	35,532	100
19	MIZORAM	13,230	12,680	96
20	NAGALAND	24,084	27,747	115
21	ORISSA	8,74,179	8,81,595	101
22	PUDUCHERRY	16,173	16,066	99
23	PUNJAB	90,882	76,892	85
24	RAJASTHAN	4,72,149	4,68,109	99
25	SIKKIM	8,478	9,068	107
26	TAMIL NADU	9,44,424	9,61,923	102
27	TRIPURA	57,285	56,902	99
28	UTTARAKHAND	96,741	98,354	102
29	UTTAR PRADESH	20,74,275	20,31,263	98
30	WEST BENGAL	11,65,185	11,97,361	103
31	ANDAMAN AND NICOBAR ISLANDS	4,005	1,880	47
32	CHANDIGARH	2,817	2,504	89
33	DADRA AND NAGAR HAVELI	3,771	3,845	102
34	DAMAN AND DIU	783	837	107
35	LAKSHADWEEP	567	0	0
Grand Total		1,30,95,963	1,36,63,799	104

Very Good:(90% or above of targets)

ANDHRA PRADESH, ARUNACHAL PRADESH, ASSAM, CHHATISGARH, DELHI, GOA, GUJARAT, HARYANA, HIMACHAL PRADESH, JAMMU AND KASHMIR, JHARKHAND, KARNATAKA, KERALA, MADHYA PRADESH, MAHARASHTRA, MANIPUR, MEGHALAYA, MIZORAM, NAGALAND, ORISSA, PUDUCHERRY, RAJASTHAN, SIKKIM, TAMIL NADU, TRIPURA, UTTARAKHAND, UTTAR PRADESH, WEST BENGAL, DADRA AND NAGAR HAVELI, DAMAN AND DIU

Good:(Between 80% to 90% targets)

BIHAR, PUNJAB, CHANDIGARH

Poor:(Below 80% of targets)

ANDAMAN AND NICOBAR ISLANDS, LAKSHADWEEP

# Food Security: Targeted Public Distribution System (Only BPL)

## Off take

% Achievement of Target  
During April - December 2012

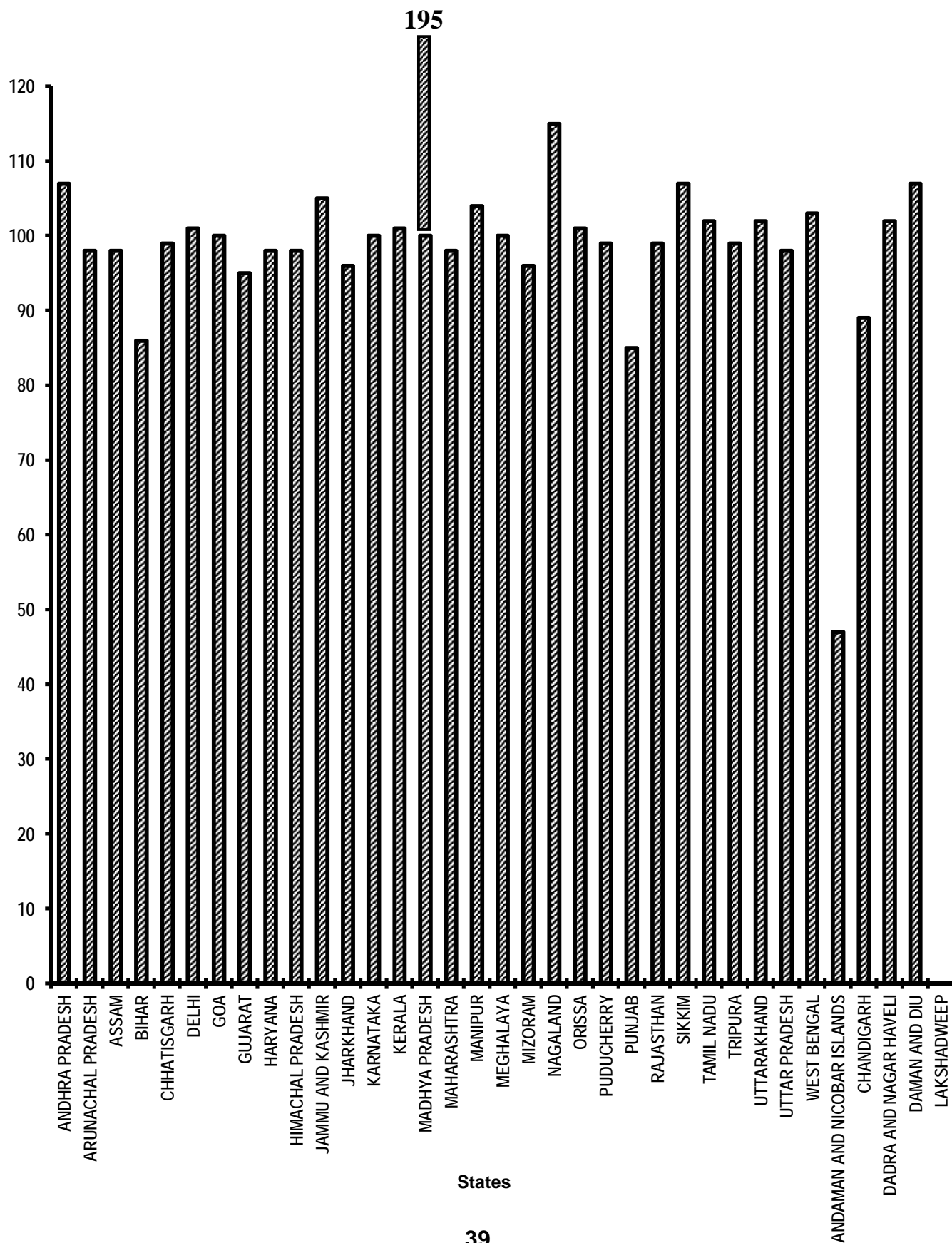


Table - 7

**Rural Housing - Indira Awaas Yojana**  
**Houses constructed**  
**(Unit: Number)**

Sl. No.	State/UT Name	Target		Achievement	Percent Achievement
		2012-2013	April,2012-December,2012	April,2012-December,2012	April,2012-December,2012
(1)	(2)	(3)	(4)	(5)	(5)/(4)
1	ANDHRA PRADESH	2,70,399	2,02,797	2,12,118	105
2	ARUNACHAL PRADESH	8,339	6,254	2,145	34
3	ASSAM	1,84,408	1,38,307	64,812	47
4	BIHAR	8,16,305	6,12,227	4,92,519	80
5	CHHATISGARH	41,511	31,131	12,550	40
6	GOA	1,714	1,285	747	58
7	GUJARAT	1,36,470	1,02,351	44,696	44
8	HARYANA	19,163	14,372	6,752	47
9	HIMACHAL PRADESH	6,271	4,702	1,059	23
10	JAMMU AND KASHMIR	19,476	14,607	11,234	77
11	JHARKHAND	69,503	52,128	37,563	72
12	KARNATAKA	1,07,210	80,406	54,888	68
13	KERALA	59,620	44,713	27,291	61
14	MADHYA PRADESH	84,358	63,268	35,139	56
15	MAHARASHTRA	1,67,379	1,25,534	42,201	34
16	MANIPUR	7,238	5,427	3,214	59
17	MEGHALAYA	12,608	9,455	3,283	35
18	MIZORAM	2,687	2,015	1,504	75
19	NAGALAND	8,343	6,257	5,320	85
20	ORISSA	1,55,363	1,16,522	50,623	43
21	PUDUCHERRY	1,318	988	30	3
22	PUNJAB	23,696	17,771	4,386	25
23	RAJASTHAN	68,578	51,433	23,260	45
24	SIKKIM	1,596	1,197	1,630	136
25	TAMIL NADU	1,11,410	83,556	39,605	47
26	TRIPURA	16,245	12,183	929	8
27	UTTARAKHAND	17,162	12,870	7,371	57
28	UTTAR PRADESH	3,68,322	2,76,240	57,141	21
29	WEST BENGAL	2,19,553	1,64,664	2,49,072	151
30	ANDAMAN AND NICOBAR ISLANDS	2,646	1,983	344	17
31	DADRA AND NAGAR HAVELI	441	330	63	19
32	DAMAN AND DIU	197	148	4	3
33	LAKSHADWEEP	171	128	66	52
<b>Grand Total</b>		<b>30,09,700</b>	<b>22,57,249</b>	<b>14,93,559</b>	<b>66</b>

**Very Good:(90% or above of targets)**

ANDHRA PRADESH, SIKKIM, WEST BENGAL

**Good:(Between 80% to 90% targets)**

BIHAR, NAGALAND

**Poor:(Below 80% of targets)**

ARUNACHAL PRADESH, ASSAM, CHHATISGARH, GOA, GUJARAT, HARYANA, HIMACHAL PRADESH, JAMMU AND KASHMIR, JHARKHAND, KARNATAKA, KERALA, MADHYA PRADESH, MAHARASHTRA, MANIPUR, MEGHALAYA, MIZORAM, ORISSA, PUDUCHERRY, PUNJAB, RAJASTHAN, TAMIL NADU, TRIPURA, UTTARAKHAND, UTTAR PRADESH, ANDAMAN AND NICOBAR ISLANDS, DADRA AND NAGAR HAVELI, DAMAN AND DIU, LAKSHADWEEP

# Rural Housing - Indira Awaas Yojana

## Houses constructed

% Achievement of Target  
During April - December 2012

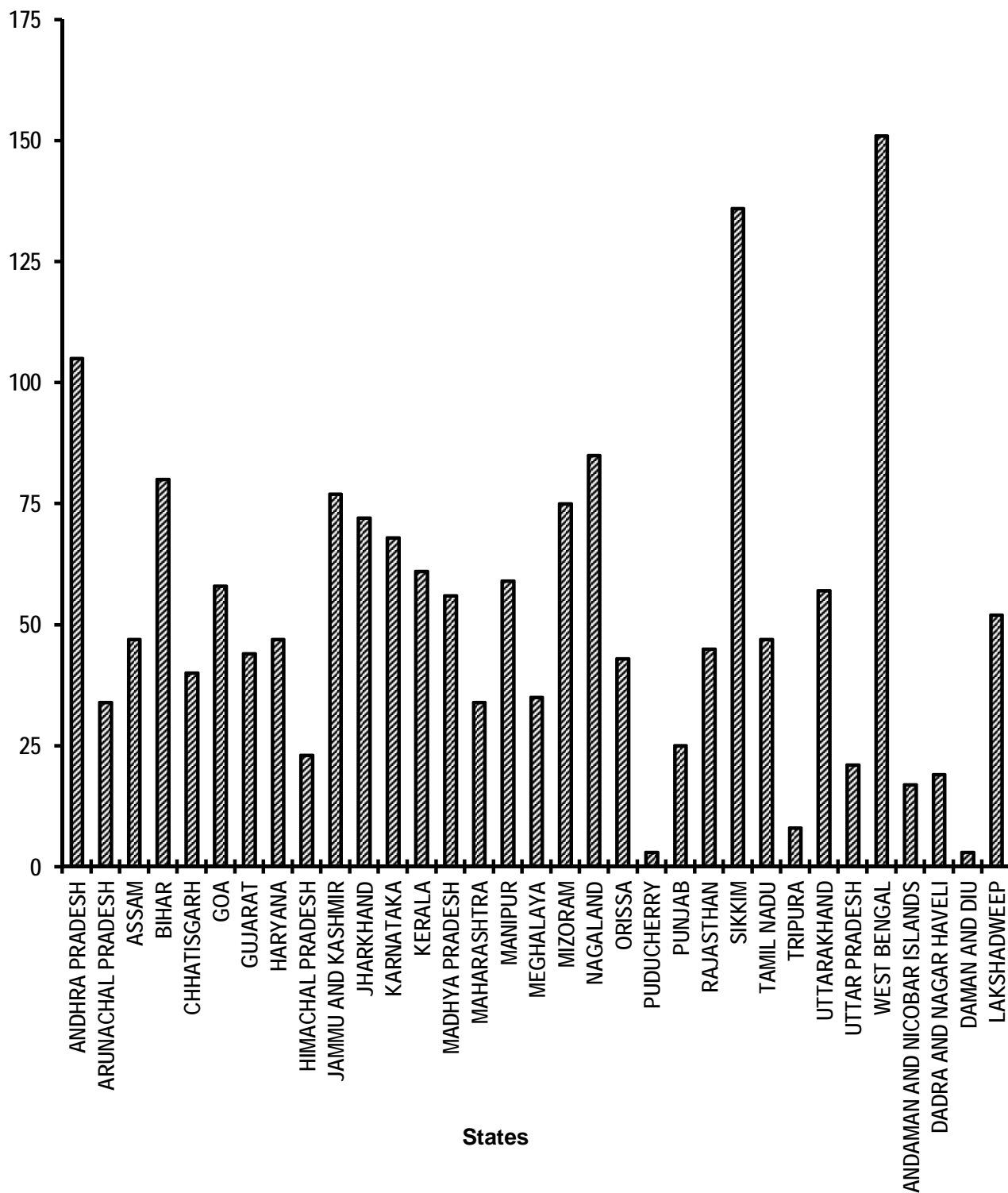


Table - 8

**EWS/LIG Houses in Urban Areas**  
**Houses constructed**  
**(Unit: Number)**

Sl. No.	State/UT Name	Target		Achievement	Percent Achievement
		2012-2013	April,2012-December,2012	April,2012-December,2012	April,2012-December,2012
(1)	(2)	(3)	(4)	(5)	(5)/(4)
1	ANDHRA PRADESH	12,500	9,374	22,006	235
2	ARUNACHAL PRADESH	225	168	100	60
3	ASSAM	1,900	1,425	0	0
4	BIHAR	11,000	8,250	2,511	30
5	CHHATISGARH	11,000	8,250	2,920	35
6	DELHI	12,500	9,375	215	2
7	GOA	35	26	19	73
8	GUJARAT	12,500	9,375	1,656	18
9	HARYANA	2,075	1,556	1,251	80
10	HIMACHAL PRADESH	375	281	0	0
11	JAMMU AND KASHMIR	2,500	1,875	0	0
12	JHARKHAND	5,000	3,750	3,249	87
13	KARNATAKA	2,500	1,875	8,904	475
14	KERALA	5,000	3,750	194	5
15	MADHYA PRADESH	12,500	9,375	3,500	37
16	MAHARASHTRA	40,000	30,000	14,849	49
17	MANIPUR	1,000	750	0	0
18	MEGHALAYA	250	187	0	0
19	MIZORAM	500	375	0	0
20	NAGALAND	750	563	0	0
21	ORISSA	2,250	1,687	0	0
22	PUDUCHERRY	550	412	0	0
23	PUNJAB	4,000	3,000	0	0
24	RAJASTHAN	7,500	5,625	3,670	65
25	SIKKIM	60	45	48	107
26	TAMIL NADU	15,000	11,250	495	4
27	TRIPURA	250	187	434	232
28	UTTARAKHAND	1,250	937	0	0
29	UTTAR PRADESH	15,000	11,250	1,433	13
30	WEST BENGAL	17,500	13,125	25,790	196
31	ANDAMAN AND NICOBAR ISLANDS	10	7	0	0
32	CHANDIGARH	2,500	1,875	0	0
33	DADRA AND NAGAR HAVELI	20	15	0	0
<b>Grand Total</b>		<b>2,00,000</b>	<b>1,49,995</b>	<b>93,244</b>	<b>62</b>

**Very Good:(90% or above of targets)**

ANDHRA PRADESH, KARNATAKA, SIKKIM, TRIPURA, WEST BENGAL

**Good:(Between 80% to 90% targets)**

HARYANA, JHARKHAND

**Poor:(Below 80% of targets)**

ARUNACHAL PRADESH, ASSAM, BIHAR, CHHATISGARH, DELHI, GOA, GUJARAT, HIMACHAL PRADESH, JAMMU AND KASHMIR, KERALA, MADHYA PRADESH, MAHARASHTRA, MANIPUR, MEGHALAYA, MIZORAM, NAGALAND, ORISSA, PUDUCHERRY, PUNJAB, RAJASTHAN, TAMIL NADU, UTTARAKHAND, UTTAR PRADESH, ANDAMAN AND NICOBAR ISLANDS, CHANDIGARH, DADRA AND NAGAR HAVELI

# EWS/LIG Houses in Urban Areas

Houses constructed  
% Achievement of Target  
During April - December 2012

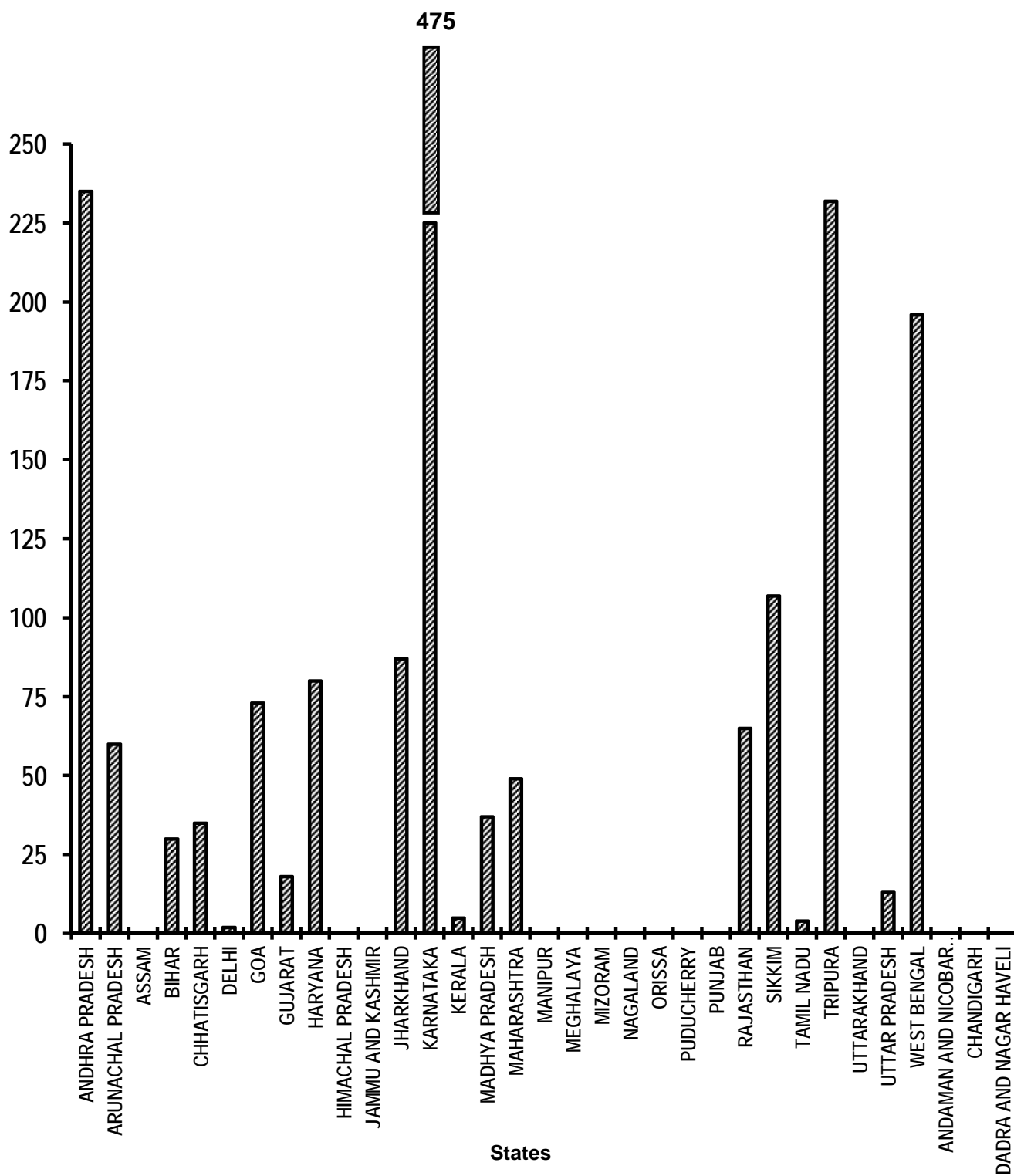


Table - 9(A)

**Rural Areas: National Rural Drinking Water Programme (NRDWP)**  
**Habitations covered (Partially covered & Slipped back)**  
**(Unit: Number)**

Sl. No.	State/UT Name	Target		Achievement	Percent Achievement
		2012-2013	April,2012-December,2012	April,2012-December,2012	April,2012-December,2012
(1)	(2)	(3)	(4)	(5)	(5)/(4)
1	ANDHRA PRADESH	5,096	3,822	3,154	83
2	ARUNACHAL PRADESH	292	217	67	31
3	ASSAM	3,693	2,769	1,293	47
4	BIHAR	8,915	6,686	4,519	68
5	CHHATISGARH	5,973	4,479	2,688	60
6	GUJARAT	795	594	527	89
7	HARYANA	940	704	429	61
8	HIMACHAL PRADESH	2,530	1,897	1,778	94
9	JAMMU AND KASHMIR	1,042	781	* 526	67
10	JHARKHAND	16,157	12,116	496	4
11	KARNATAKA	6,027	4,519	5,067	112
12	KERALA	635	476	302	63
13	MADHYA PRADESH	16,150	12,112	* 9422	78
14	MAHARASHTRA	4,980	3,735	1,743	47
15	MANIPUR	250	187	53	28
16	MEGHALAYA	540	405	106	26
17	MIZORAM	57	42	5	12
18	NAGALAND	71	53	43	81
19	ORISSA	6,709	5,031	9,890	197
20	PUDUCHERRY	23	16	0	0
21	PUNJAB	1,440	1,080	264	24
22	RAJASTHAN	1,069	801	1,090	136
23	SIKKIM	270	201	9	4
24	TAMIL NADU	6,396	4,797	5,222	109
25	TRIPURA	18	11	163	1,482
26	UTTARAKHAND	1,075	805	492	61
27	UTTAR PRADESH	23,150	17,361	2,034	12
28	WEST BENGAL	846	507	570	112
<b>Grand Total</b>		<b>1,15,139</b>	<b>86,204</b>	<b>51,952</b>	<b>60</b>

**Very Good:(90% or above of targets)**

HIMACHAL PRADESH, KARNATAKA, ORISSA, RAJASTHAN, TAMIL NADU, TRIPURA, WEST BENGAL

**Good:(Between 80% to 90% targets)**

ANDHRA PRADESH, GUJARAT, NAGALAND

**Poor:(Below 80% of targets)**

ARUNACHAL PRADESH, ASSAM, BIHAR, CHHATISGARH, HARYANA, JAMMU AND KASHMIR, JHARKHAND, KERALA, MADHYA PRADESH, MAHARASHTRA, MANIPUR, MEGHALAYA, MIZORAM, PUDUCHERRY, PUNJAB, SIKKIM, UTTARAKHAND, UTTAR PRADESH

\* Figures have been reconciled with that of Ministry of Drinking Water & Sanitation.



# Rural Areas- National Rural Drinking Water Programme (NRDWP)

**Habitations covered (Partially Covered & Slipped back)**

% Achievement of Target

During April - December 2012

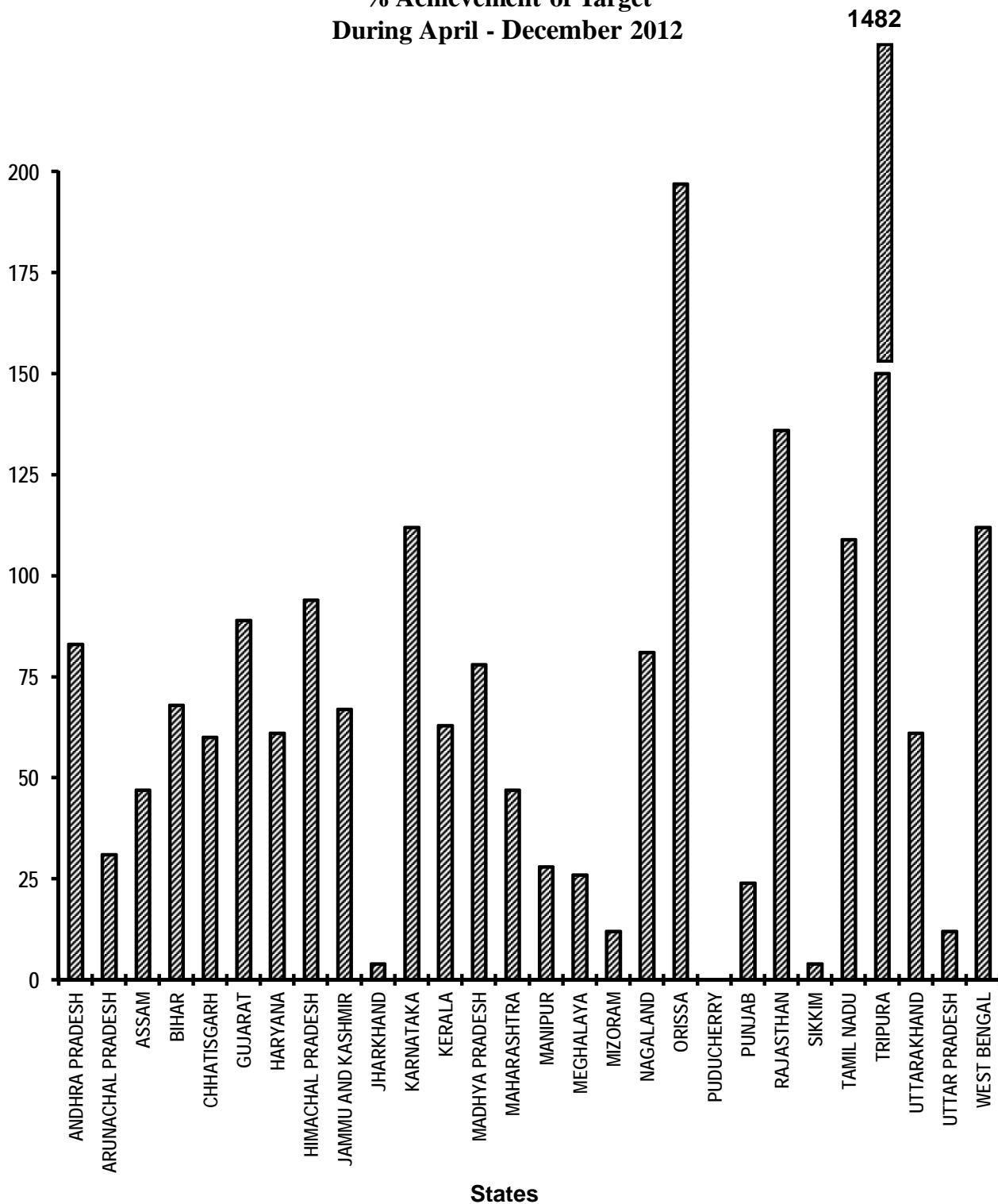


Table - 9(B)

**Rural Areas: National Rural Drinking Water Programme (NRDWP)**  
**Coverage of water quality affected habitations**  
**(Unit: Number)**

Sl. No.	State/UT Name	Target		Achievement	Percent Achievement
		2012-2013	April,2012-December,2012	April,2012-December,2012	April,2012-December,2012
(1)	(2)	(3)	(4)	(5)	(5)/(4)
1	ANDHRA PRADESH	170	126	18	14
2	ASSAM	3,537	2,652	1,067	40
3	BIHAR	6,100	4,573	1,554	34
4	CHHATISGARH	4,589	3,440	662	19
5	GUJARAT	225	168	104	62
6	HARYANA	10	6	* 4	67
7	JAMMU AND KASHMIR	25	18	* 19	106
8	JHARKHAND	389	290	13	4
9	KARNATAKA	2,218	1,663	896	54
10	KERALA	61	45	27	60
11	MADHYA PRADESH	835	625	* 238	38
12	MAHARASHTRA	774	580	288	50
13	MEGHALAYA	40	29	7	24
14	NAGALAND	30	21	0	0
15	ORISSA	2,407	1,804	1,171	65
16	PUDUCHERRY	7	4	0	0
17	PUNJAB	33	24	4	17
18	RAJASTHAN	1,500	1,125	621	55
19	TAMIL NADU	64	46	56	122
20	TRIPURA	1,034	774	571	74
21	UTTAR PRADESH	850	637	33	5
22	WEST BENGAL	1,623	973	231	24
<b>Grand Total</b>		<b>26,521</b>	<b>19,623</b>	<b>7,584</b>	<b>39</b>

**Very Good:(90% or above of targets)**

JAMMU AND KASHMIR, TAMIL NADU

**Poor:(Below 80% of targets)**

ANDHRA PRADESH, ASSAM, BIHAR, CHHATISGARH, GUJARAT, HARYANA, JHARKHAND, KARNATAKA, KERALA, MADHYA PRADESH, MAHARASHTRA, MEGHALAYA, NAGALAND, ORISSA, PUDUCHERRY, PUNJAB, RAJASTHAN, TRIPURA, UTTAR PRADESH, WEST BENGAL

\* Figures have been reconciled with that of Ministry of Drinking Water & Sanitation.

# Rural Areas- National Rural Drinking Water Programme (NRDWP)

## Coverage of Water Quality Affected Habitations

% Achievement of Target  
During April - December 2012

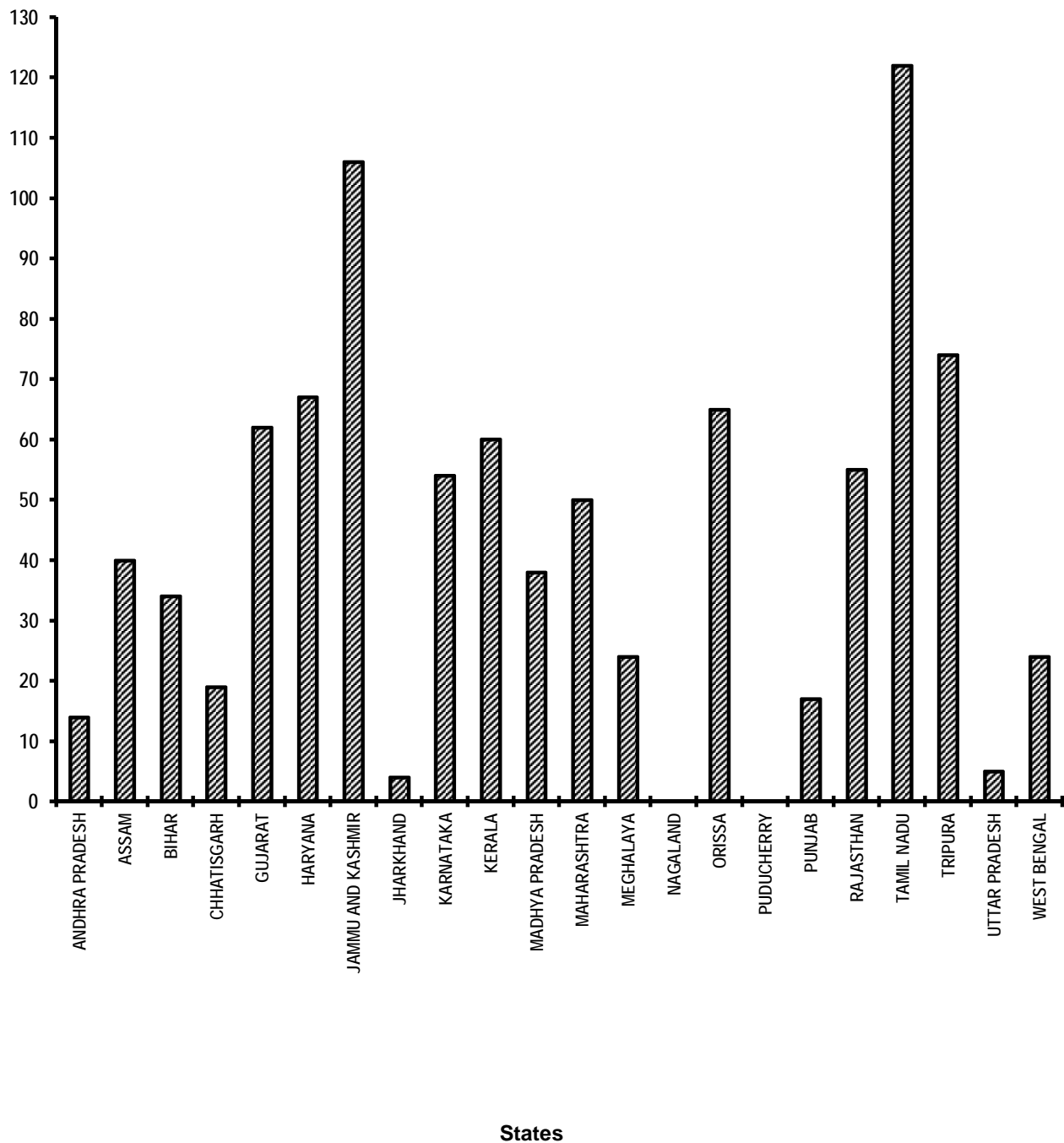


Table - 10

**Sanitation Programme in Rural Areas**  
(Unit: Number)

		<b>Individual Household latrines constructed (Number) April,2012- December,2012</b>
<b>Sl. No.</b>	<b>State/UT Name</b>	
<b>(1)</b>	<b>(2)</b>	<b>(3)</b>
1	ANDHRA PRADESH	2,22,084
2	ARUNACHAL PRADESH	2,569
3	ASSAM	1,64,545
4	BIHAR	5,93,806
5	CHHATISGARH	30,000
6	DELHI	0
7	GOA	0
8	GUJARAT	1,18,703
9	HARYANA	30,748
10	HIMACHAL PRADESH	4,409
11	JAMMU AND KASHMIR	22,300
12	JHARKHAND	27,133
13	KARNATAKA	1,74,828
14	KERALA	4,766
15	MADHYA PRADESH	3,21,811
16	MAHARASHTRA	1,21,967
17	MANIPUR	19,558
18	MEGHALAYA	4,617
19	MIZORAM	3,433
20	NAGALAND	18,630
21	ORISSA	1,12,412
22	PUDUCHERRY	0
23	PUNJAB	52,329
24	RAJASTHAN	1,58,109
25	SIKKIM	0
26	TAMIL NADU	2,09,738
27	TRIPURA	3,522
28	UTTARAKHAND	72,544
29	UTTAR PRADESH	59,686
30	WEST BENGAL	4,10,973
31	ANDAMAN AND NICOBAR ISLANDS	0
32	CHANDIGARH	0
33	DADRA AND NAGAR HAVELI	0
34	DAMAN AND DIU	0
35	LAKSHADWEEP	0
<b>Grand Total</b>		<b>29,65,220</b>

Table - 11

**Institutional Delivery**  
(Unit: Number)

		<b>Delivery in institutions (Number) April,2012- December,2012</b>
<b>Sl. No.</b>	<b>State/UT Name</b>	
<b>(1)</b>	<b>(2)</b>	<b>(3)</b>
1	ANDHRA PRADESH	10,41,718
2	ARUNACHAL PRADESH	0
3	ASSAM	0
4	BIHAR	10,88,064
5	CHHATISGARH	1,90,690
6	DELHI	2,21,244
7	GOA	13,181
8	GUJARAT	8,51,611
9	HARYANA	2,89,933
10	HIMACHAL PRADESH	55,908
11	JAMMU AND KASHMIR	1,22,686
12	JHARKHAND	1,96,924
13	KARNATAKA	5,72,305
14	KERALA	3,56,025
15	MADHYA PRADESH	8,70,496
16	MAHARASHTRA	16,05,427
17	MANIPUR	20,950
18	MEGHALAYA	26,518
19	MIZORAM	7,049
20	NAGALAND	3,593
21	ORISSA	4,67,220
22	PUDUCHERRY	28,049
23	PUNJAB	2,50,672
24	RAJASTHAN	10,03,479
25	SIKKIM	5,042
26	TAMIL NADU	7,85,768
27	TRIPURA	33,768
28	UTTARAKHAND	68,935
29	UTTAR PRADESH	18,68,690
30	WEST BENGAL	5,75,047
31	ANDAMAN AND NICOBAR ISLANDS	3,796
32	CHANDIGARH	17,461
33	DADRA AND NAGAR HAVELI	4,523
34	DAMAN AND DIU	2,416
35	LAKSHADWEEP	511
<b>Grand Total</b>		<b>1,26,49,699</b>

Table - 12

**SC Families Assisted  
(Unit: Number)**

Sl. No.	State/UT Name	Target		Achievement	Percent Achievement
		2012-2013	April,2012-December,2012	April,2012-December,2012	April,2012-December,2012
(1)	(2)	(3)	(4)	(5)	(5)/(4)
1	ANDHRA PRADESH	7,97,642	5,98,230	31,319	5
2	ASSAM	37,655	28,241	17,941	64
3	BIHAR	1,54,886	1,16,163	# 3,90,854	336
4	CHHATISGARH	1,74,495	1,30,869	279	0
5	DELHI	19,399	14,548	2,188	15
6	GOA	16,044	12,033	0	0
7	GUJARAT	1,25,353	94,014	1,10,900	118
8	HARYANA	1,02,407	76,805	72,141	94
9	HIMACHAL PRADESH	29,289	21,966	48,430	220
10	JAMMU AND KASHMIR	13,420	10,063	84,445	839
11	JHARKHAND	28,385	21,287	4,29,058	2,016
12	KARNATAKA	3,91,580	2,93,684	3,18,575	108
13	KERALA	1,42,953	1,07,214	26,386	25
14	MADHYA PRADESH	3,15,694	2,36,770	1,90,417	80
15	MAHARASHTRA	6,67,471	5,00,602	1,47,118	29
16	MANIPUR	5,407	4,054	0	0
17	ORISSA	1,54,187	1,15,640	15,206	13
18	PUDUCHERRY	10,176	7,632	763	10
19	PUNJAB	1,35,792	1,01,844	63,215	62
20	RAJASTHAN	3,49,321	2,61,990	2,18,180	83
21	SIKKIM	1,326	992	1,660	167
22	TAMIL NADU	9,50,911	7,13,182	6,10,863	86
23	TRIPURA	41,923	31,441	3,059	10
24	UTTARAKHAND	79,574	59,679	5,431	9
25	UTTAR PRADESH	11,61,183	8,70,885	96,581	11
26	WEST BENGAL	6,89,853	5,17,389	14,27,979	276
27	CHANDIGARH	905	677	674	100
<b>Grand Total</b>		<b>65,97,231</b>	<b>49,47,894</b>	<b>43,13,662</b>	<b>87</b>

**Very Good:(90% or above of targets)**

BIHAR, GUJARAT, HARYANA, HIMACHAL PRADESH, JAMMU AND KASHMIR, JHARKHAND, KARNATAKA, SIKKIM, WEST BENGAL, CHANDIGARH

**Good:(Between 80% to 90% targets)**

MADHYA PRADESH, RAJASTHAN, TAMIL NADU

**Poor:(Below 80% of targets)**

ANDHRA PRADESH, ASSAM, CHHATISGARH, DELHI, GOA, KERALA, MAHARASHTRA, MANIPUR, ORISSA, PUDUCHERRY, PUNJAB, TRIPURA, UTTARAKHAND, UTTAR PRADESH

# Previous month figure has been repeated.

# SC Families Assisted

% Achievement of Target  
During April - December 2012

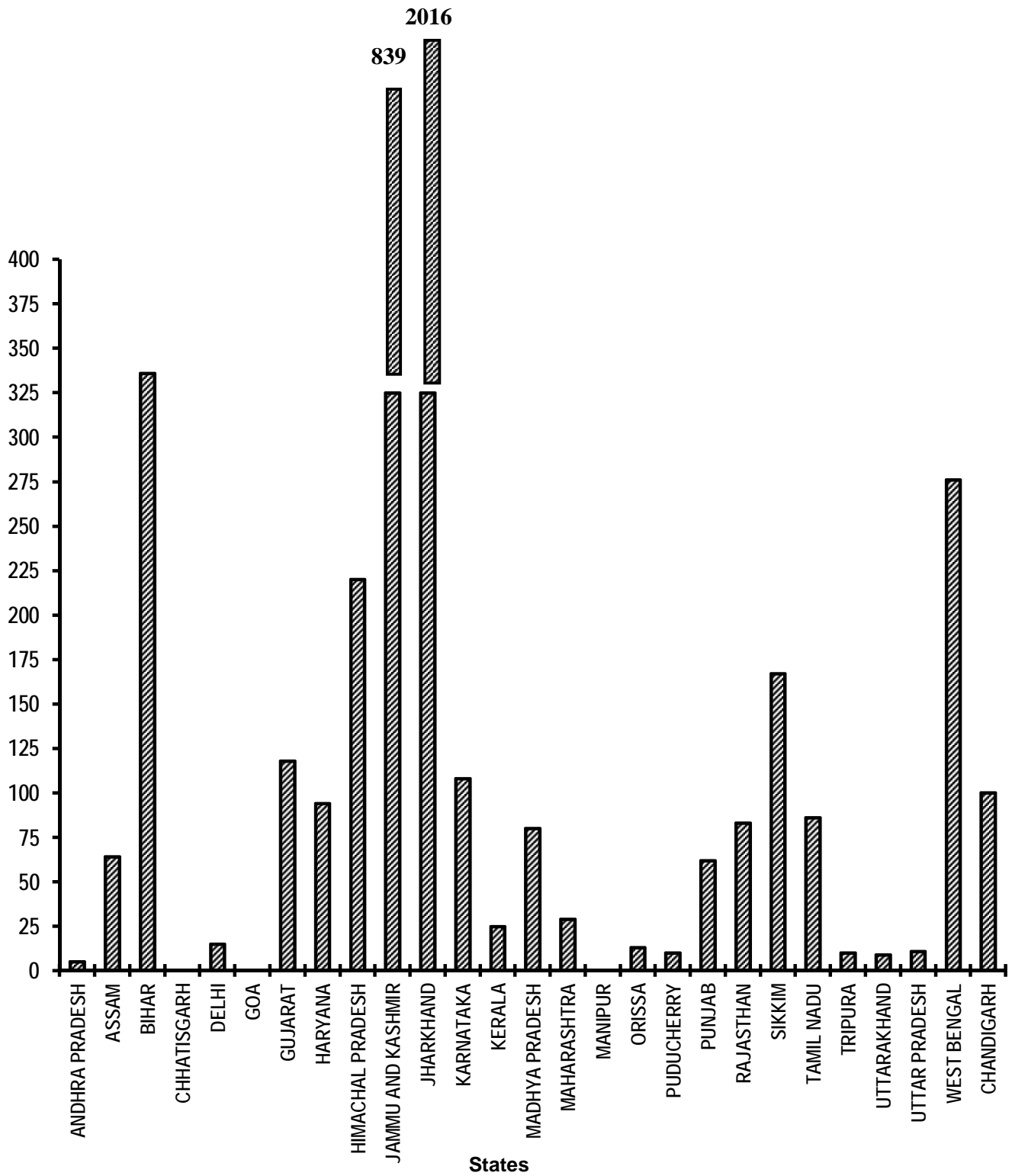


Table - 13

**Universalization of ICDS Scheme**  
**ICDS Blocks Operational (Cumulative)**  
**(Unit: Number)**

Sl. No.	State/UT Name	Target		Achievement	Percent Achievement
		2012-2013	April,2012-December,2012	April,2012-December,2012	April,2012-December,2012
(1)	(2)	(3)	(4)	(5)	(5)/(4)
1	ANDHRA PRADESH	388	387	387	100
2	ARUNACHAL PRADESH	98	98	93	95
3	ASSAM	231	231	231	100
4	BIHAR	544	544	544	100
5	CHHATISGARH	220	220	163	74
6	DELHI	95	95	95	100
7	GOA	11	11	11	100
8	GUJARAT	336	336	336	100
9	HARYANA	148	148	148	100
10	HIMACHAL PRADESH	78	78	78	100
11	JAMMU AND KASHMIR	141	141	141	100
12	JHARKHAND	206	204	204	100
13	KARNATAKA	186	185	185	100
14	KERALA	258	258	258	100
15	MADHYA PRADESH	453	453	453	100
16	MAHARASHTRA	553	553	553	100
17	MANIPUR	42	42	42	100
18	MEGHALAYA	41	41	41	100
19	MIZORAM	27	27	27	100
20	NAGALAND	59	59	59	100
21	ORISSA	338	338	338	100
22	PUDUCHERRY	5	5	5	100
23	PUNJAB	154	154	154	100
24	RAJASTHAN	304	304	304	100
25	SIKKIM	13	13	13	100
26	TAMIL NADU	434	434	434	100
27	TRIPURA	56	56	56	100
28	UTTARAKHAND	105	105	105	100
29	UTTAR PRADESH	897	897	892	99
30	WEST BENGAL	576	576	# 4899	851
31	ANDAMAN AND NICOBAR ISLANDS	5	5	5	100
32	CHANDIGARH	3	3	3	100
33	DADRA AND NAGAR HAVELI	2	2	2	100
34	DAMAN AND DIU	2	2	2	100
35	LAKSHADWEEP	9	9	18	200
<b>Grand Total</b>		<b>7,018</b>	<b>7,014</b>	<b>11,279</b>	<b>161</b>

**Very Good:(90% or above of targets)**

ANDHRA PRADESH, ARUNACHAL PRADESH, ASSAM, BIHAR, DELHI, GOA, GUJARAT, HARYANA, HIMACHAL PRADESH, JAMMU AND KASHMIR, JHARKHAND, KARNATAKA, KERALA, MADHYA PRADESH, MAHARASHTRA, MANIPUR, MEGHALAYA, MIZORAM, NAGALAND, ORISSA, PUDUCHERRY, PUNJAB, RAJASTHAN, SIKKIM, TAMIL NADU, TRIPURA, UTTARAKHAND, UTTAR PRADESH, WEST BENGAL, ANDAMAN AND NICOBAR ISLANDS, CHANDIGARH, DADRA AND NAGAR HAVELI, DAMAN AND DIU, LAKSHADWEEP

**Poor:(Below 80% of targets)**

CHHATISGARH

# Previous month figure has been repeated.



# Universalization of ICDS Scheme

## ICDS Blocks Operational (Cumulative)

% Achievement of Target  
During April - December 2012

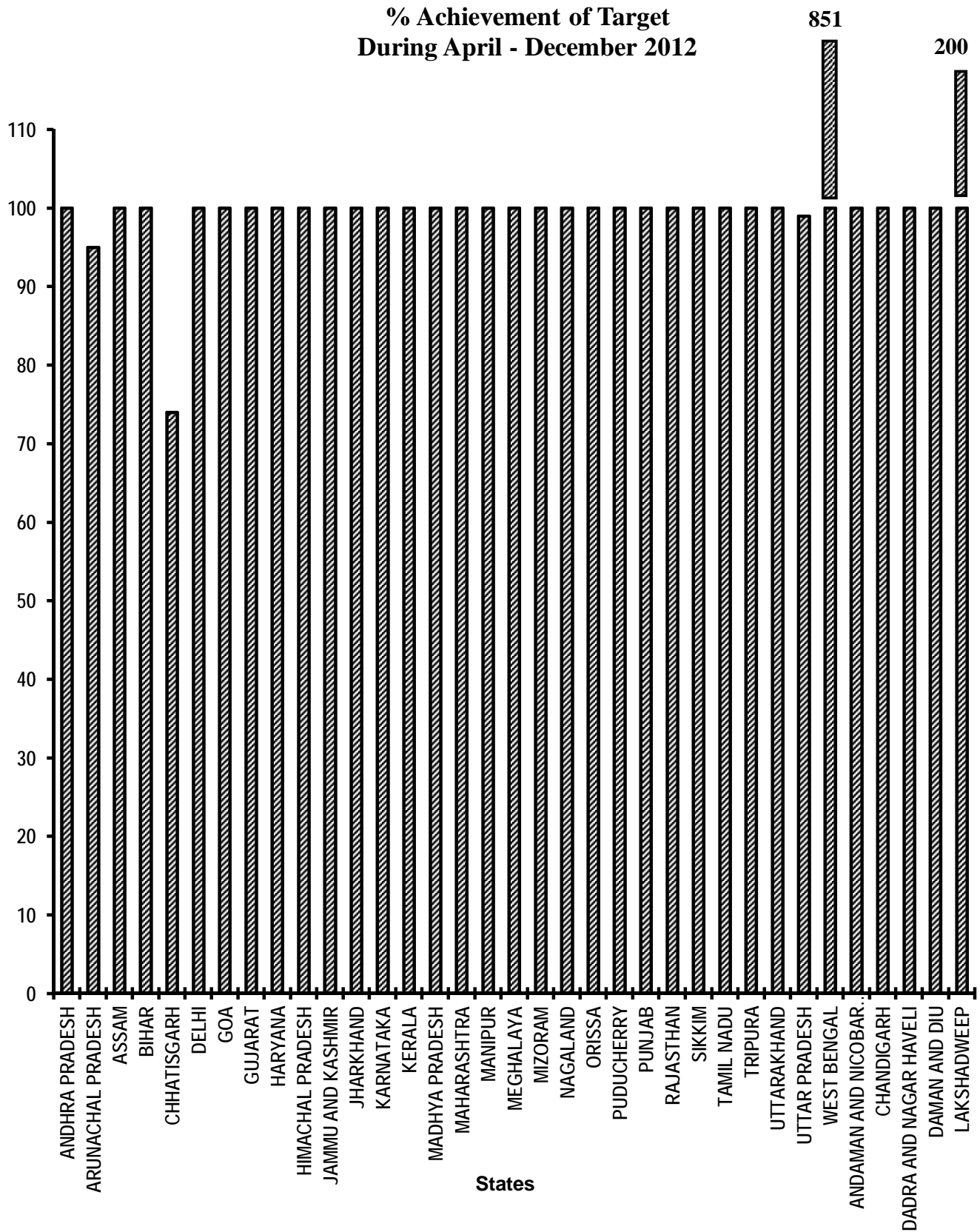


Table - 14

**Functional Anganwadis**  
**Anganwadis Functional (Cumulative)**  
**(Unit: Number)**

Sl. No.	State/UT Name	Target		Achievement	Percent Achievement
		2012-2013	April,2012-December,2012	April,2012-December,2012	April,2012-December,2012
(1)	(2)	(3)	(4)	(5)	(5)/(4)
1	ANDHRA PRADESH	89,567	89,567	88,038	98
2	ARUNACHAL PRADESH	6,146	6,146	6,028	98
3	ASSAM	60,631	60,631	58,118	96
4	BIHAR	87,887	87,887	91,677	104
5	CHHATISGARH	58,098	58,098	220	0
6	DELHI	10,921	10,921	10,821	99
7	GOA	1,262	1,262	1,262	100
8	GUJARAT	50,226	50,226	50,225	100
9	HARYANA	25,488	25,488	25,296	99
10	HIMACHAL PRADESH	18,783	18,783	18,610	99
11	JAMMU AND KASHMIR	27,706	27,706	28,542	103
12	JHARKHAND	38,252	38,252	38,365	100
13	KARNATAKA	63,377	63,377	64,473	102
14	KERALA	33,102	33,102	33,096	100
15	MADHYA PRADESH	90,999	90,999	90,387	99
16	MAHARASHTRA	1,08,784	1,08,784	95,963	88
17	MANIPUR	10,859	10,859	9,795	90
18	MEGHALAYA	5,115	5,115	5,115	100
19	MIZORAM	1,980	1,980	1,980	100
20	NAGALAND	3,455	3,455	3,455	100
21	ORISSA	72,063	72,063	71,134	99
22	PUDUCHERRY	788	788	788	100
23	PUNJAB	26,656	26,656	26,656	100
24	RAJASTHAN	60,069	60,069	59,165	98
25	SIKKIM	1,233	1,233	1,233	100
26	TAMIL NADU	54,439	54,439	54,439	100
27	TRIPURA	9,906	9,906	9,906	100
28	UTTARAKHAND	20,923	20,923	18,491	88
29	UTTAR PRADESH	1,87,267	1,87,267	1,86,460	100
30	WEST BENGAL	1,16,858	1,16,858	2,53,503	217
31	ANDAMAN AND NICOBAR ISLANDS	711	711	699	98
32	CHANDIGARH	468	468	420	90
33	DADRA AND NAGAR HAVELI	267	267	268	100
34	DAMAN AND DIU	105	105	97	92
35	LAKSHADWEEP	107	107	107	100
<b>Grand Total</b>		<b>13,44,498</b>	<b>13,44,498</b>	<b>14,04,832</b>	<b>104</b>

**Very Good:(90% or above of targets)**

ANDHRA PRADESH, ARUNACHAL PRADESH, ASSAM, BIHAR, DELHI, GOA, GUJARAT, HARYANA, HIMACHAL PRADESH, JAMMU AND KASHMIR, JHARKHAND, KARNATAKA, KERALA, MADHYA PRADESH, MANIPUR, MEGHALAYA, MIZORAM, NAGALAND, ORISSA, PUDUCHERRY, PUNJAB, RAJASTHAN, SIKKIM, TAMIL NADU, TRIPURA, UTTAR PRADESH, WEST BENGAL, ANDAMAN AND NICOBAR ISLANDS, CHANDIGARH, DADRA AND NAGAR HAVELI, DAMAN AND DIU, LAKSHADWEEP

**Good:(Between 80% to 90% targets)**

MAHARASHTRA, UTTARAKHAND

**Poor:(Below 80% of targets)**

CHHATISGARH

# Functional Anganwadis (Cumulative)

% Achievement of Target  
During April - December 2012

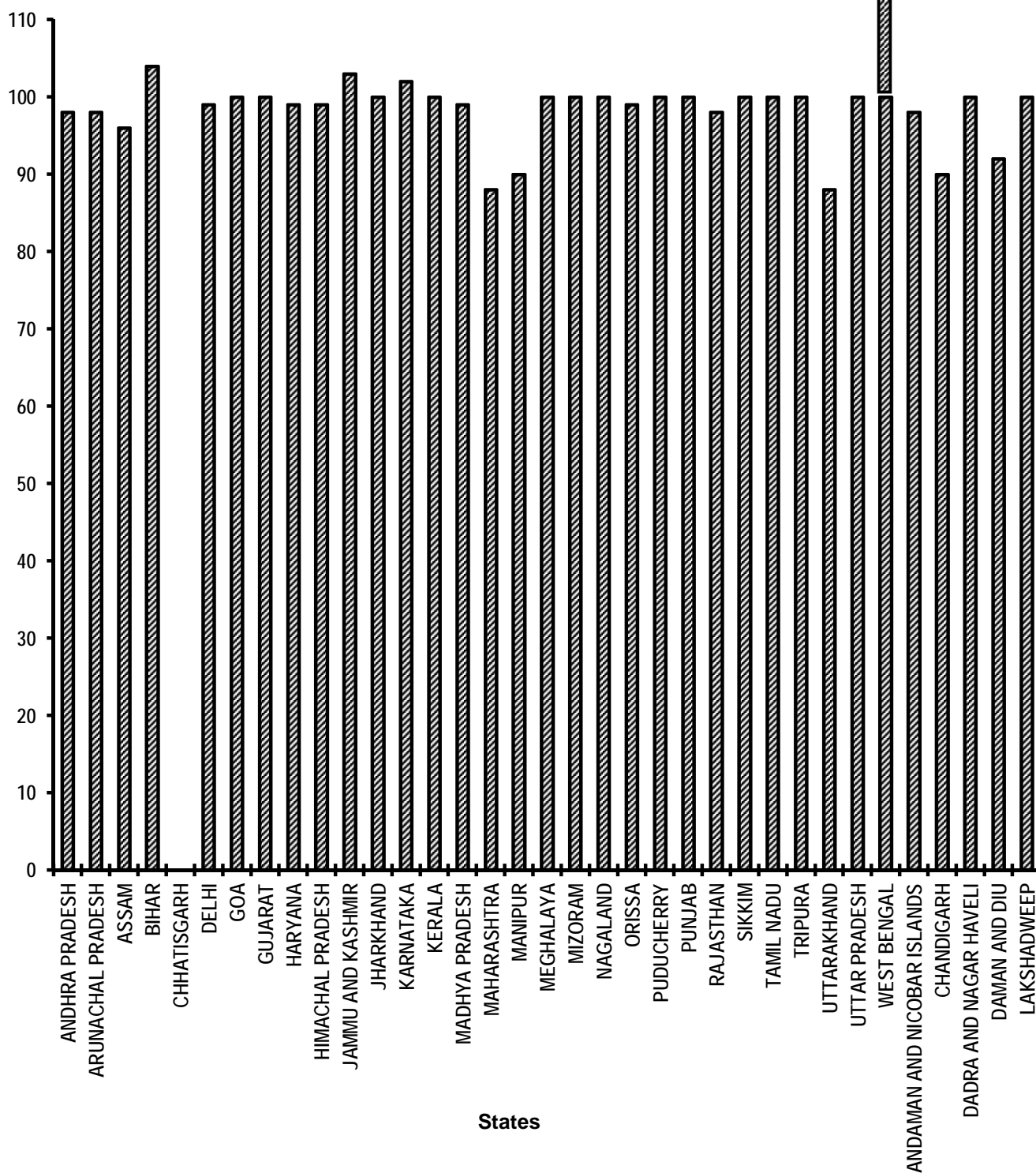


Table - 15

**No. of Urban poor families assisted under Seven Point Charter**  
**Poor Families Assisted**  
**(Unit: Number)**

		Target		Achievement	Percent Achievement
Sl. No.	State/UT Name	2012-2013	April,2012-December,2012	April,2012-December,2012	April,2012-December,2012
(1)	(2)	(3)	(4)	(5)	(5)/(4)
1	ANDHRA PRADESH	18,750	14,062	5,36,006	3,812
2	ARUNACHAL PRADESH	338	253	0	0
3	ASSAM	2,850	2,137	204	10
4	BIHAR	16,500	12,375	0	0
5	CHHATISGARH	16,500	12,375	0	0
6	DELHI	18,750	14,062	0	0
7	GOA	52	39	0	0
8	GUJARAT	18,750	14,062	24,205	172
9	HARYANA	3,112	2,334	# 218	9
10	HIMACHAL PRADESH	563	422	0	0
11	JAMMU AND KASHMIR	3,750	2,812	0	0
12	JHARKHAND	7,500	5,625	1,050	19
13	KARNATAKA	3,750	2,812	2,908	103
14	KERALA	7,500	5,625	2,810	50
15	MADHYA PRADESH	18,750	14,062	3,643	26
16	MAHARASHTRA	60,000	45,000	17,991	40
17	MANIPUR	1,500	1,125	0	0
18	MEGHALAYA	375	282	96	34
19	MIZORAM	750	562	0	0
20	NAGALAND	1,125	843	0	0
21	ORISSA	3,375	2,531	849	34
22	PUDUCHERRY	825	619	5,700	921
23	PUNJAB	6,000	4,500	2,283	51
24	RAJASTHAN	11,250	8,437	10,869	129
25	SIKKIM	90	67	1,465	2,187
26	TAMIL NADU	22,500	16,875	5,740	34
27	TRIPURA	375	282	1,689	599
28	UTTARAKHAND	1,875	1,407	951	68
29	UTTAR PRADESH	22,500	16,875	3,621	21
30	WEST BENGAL	26,250	19,687	1,60,108	813
31	ANDAMAN AND NICOBAR ISLANDS	15	11	0	0
32	CHANDIGARH	3,750	2,812	186	7
33	DADRA AND NAGAR HAVELI	30	22	0	0
<b>Grand Total</b>		<b>3,00,000</b>	<b>2,24,994</b>	<b>7,82,592</b>	<b>348</b>

**Very Good:(90% or above of targets)**

ANDHRA PRADESH, GUJARAT, KARNATAKA, PUDUCHERRY, RAJASTHAN, SIKKIM, TRIPURA, WEST BENGAL

**Poor:(Below 80% of targets)**

ARUNACHAL PRADESH, ASSAM, BIHAR, CHHATISGARH, DELHI, GOA, HARYANA, HIMACHAL PRADESH, JAMMU AND KASHMIR, JHARKHAND, KERALA, MADHYA PRADESH, MAHARASHTRA, MANIPUR, MEGHALAYA, MIZORAM, NAGALAND, ORISSA, PUNJAB, TAMIL NADU, UTTARAKHAND, UTTAR PRADESH, ANDAMAN AND NICOBAR ISLANDS, CHANDIGARH, DADRA AND NAGAR HAVELI

# Previous month figure has been repeated.

# No. of Urban poor families assisted under Seven Point Charter

## Poor Families Assisted

## % Achievement of Target

During April - December 2012

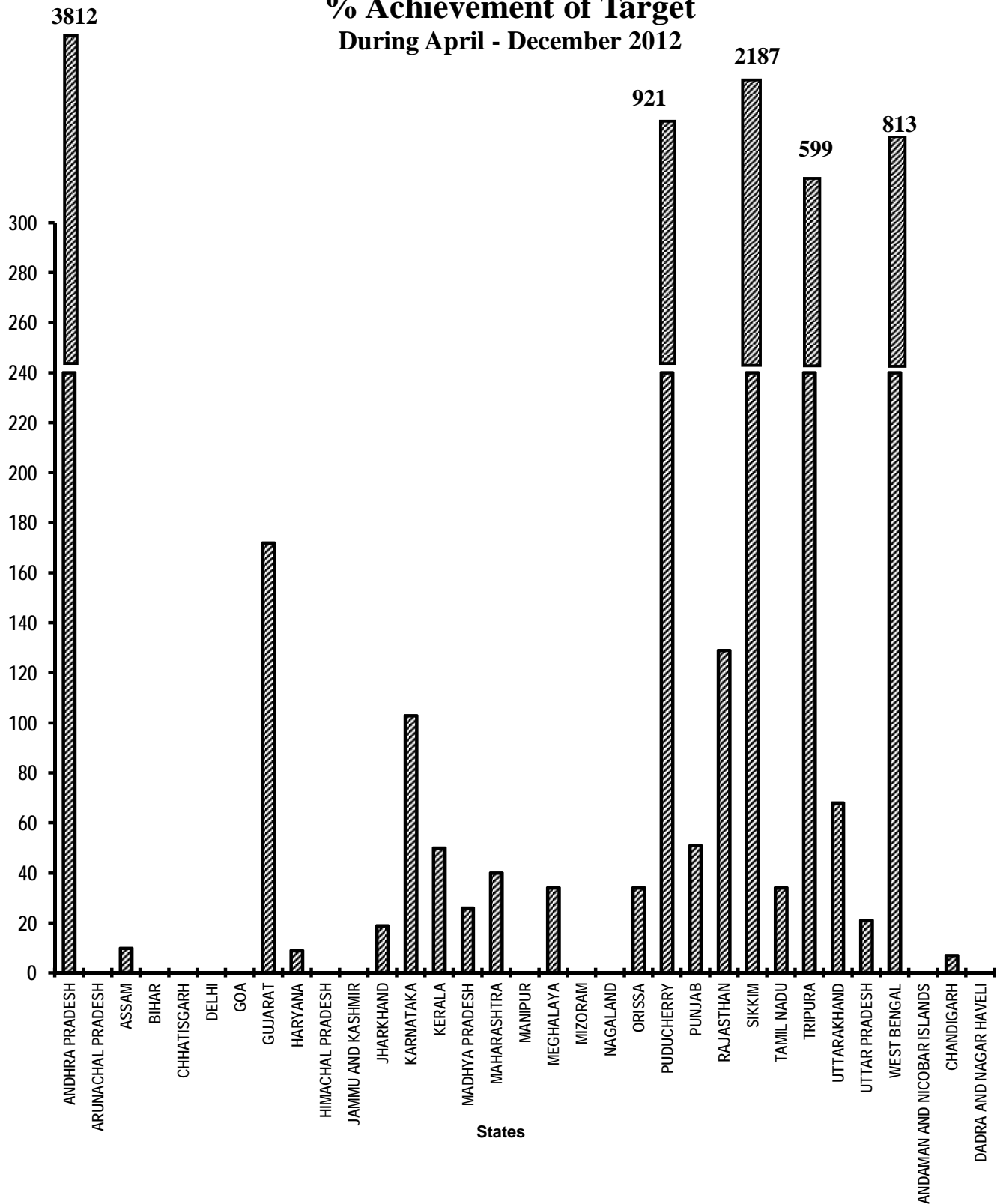


Table - 16(A)

**Afforestation ( Public and Forest Lands)  
Area Covered under Plantation  
(Unit: Hectares)**

Sl. No.	State/UT Name	Target		Achievement	Percent Achievement
		2012-2013	April,2012-December,2012	April,2012-December,2012	April,2012-December,2012
(1)	(2)	(3)	(4)	(5)	(5)/(4)
1	ANDHRA PRADESH	3,85,400	2,89,050	3,87,799	134
2	ARUNACHAL PRADESH	10,800	8,100	360	4
3	ASSAM	5,650	4,237	0	0
4	BIHAR	22,700	17,027	27,400	161
5	CHHATISGARH	50,400	37,800	83,790	222
6	DELHI	1,150	861	1,066	124
7	GOA	450	339	471	139
8	GUJARAT	1,40,500	1,05,376	1,18,434	112
9	HARYANA	57,000	42,750	50,374	118
10	HIMACHAL PRADESH	28,900	21,676	22,116	102
11	JAMMU AND KASHMIR	7,250	5,438	1,593	29
12	JHARKHAND	46,200	34,650	10,462	30
13	KARNATAKA	67,000	50,251	79,849	159
14	KERALA	3,950	2,963	10,154	343
15	MADHYA PRADESH	1,10,700	83,025	1,06,675	128
16	MAHARASHTRA	1,22,900	92,174	1,78,803	194
17	MANIPUR	18,000	13,500	6,645	49
18	MEGHALAYA	6,850	5,137	4,313	84
19	MIZORAM	6,250	4,687	4,071	87
20	NAGALAND	10,600	7,948	0	0
21	ORISSA	1,73,300	1,29,974	93,871	72
22	PUDUCHERRY	35	26	28	108
23	PUNJAB	6,950	5,211	8,409	161
24	RAJASTHAN	51,000	38,250	49,246	129
25	SIKKIM	7,450	5,587	9,019	161
26	TAMIL NADU	50,700	38,025	30,995	82
27	TRIPURA	27,200	20,399	19,130	94
28	UTTARAKHAND	23,000	17,249	17,878	104
29	UTTAR PRADESH	81,700	61,275	64,196	105
30	WEST BENGAL	16,000	11,999	8,854	74
31	ANDAMAN AND NICOBAR ISLANDS	1,100	824	1,110	135
32	CHANDIGARH	300	225	210	93
33	DADRA AND NAGAR HAVELI	250	187	200	107
34	DAMAN AND DIU	15	9	8	89
35	LAKSHADWEEP	20	15	6	40
<b>Grand Total</b>		<b>15,41,670</b>	<b>11,56,244</b>	<b>13,97,535</b>	<b>121</b>

**Very Good:(90% or above of targets)**

ANDHRA PRADESH, BIHAR, CHHATISGARH, DELHI, GOA, GUJARAT, HARYANA, HIMACHAL PRADESH, KARNATAKA, KERALA, MADHYA PRADESH, MAHARASHTRA, PUDUCHERRY, PUNJAB, RAJASTHAN, SIKKIM, TRIPURA, UTTARAKHAND, UTTAR PRADESH, ANDAMAN AND NICOBAR ISLANDS, CHANDIGARH, DADRA AND NAGAR HAVELI

**Good:(Between 80% to 90% targets)**

MEGHALAYA, MIZORAM, TAMIL NADU, DAMAN AND DIU

**Poor:(Below 80% of targets)**

ARUNACHAL PRADESH, ASSAM, JAMMU AND KASHMIR, JHARKHAND, MANIPUR, NAGALAND, ORISSA, WEST BENGAL, LAKSHADWEEP

# Afforestation (Public and Forest Lands)

## Area Covered under Plantation

% Achievement of Target  
During April - December 2012

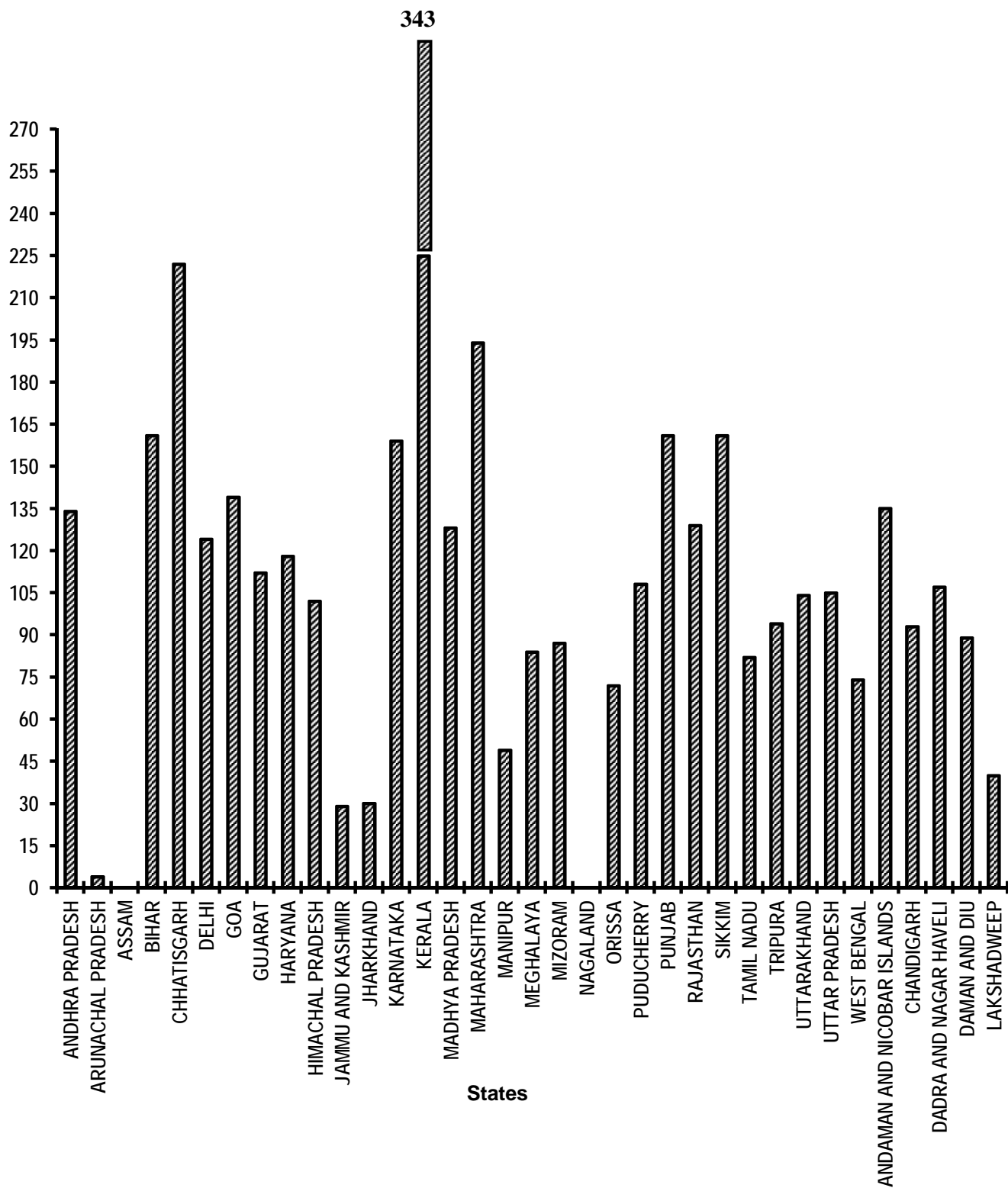


Table - 16(B)

**Afforestation ( Public and Forest Lands)**  
**Seedlings planted**  
**(Unit: Number)**

Sl. No.	State/UT Name	Target		Achievement	Percent Achievement
		2012-2013	April,2012-December,2012	April,2012-December,2012	April,2012-December,2012
(1)	(2)	(3)	(4)	(5)	(5)/(4)
1	ANDHRA PRADESH	25,05,10,000	18,78,82,500	33,01,05,000	176
2	ARUNACHAL PRADESH	70,20,000	52,65,000	1,86,467	4
3	ASSAM	36,73,000	27,54,751	0	0
4	BIHAR	1,47,55,000	1,10,66,251	1,78,09,800	161
5	CHHATISGARH	3,27,60,000	2,45,70,000	6,43,54,000	262
6	DELHI	7,48,000	5,60,998	7,94,220	142
7	GOA	2,93,000	2,19,752	7,07,000	322
8	GUJARAT	9,13,25,000	6,84,93,752	11,24,10,000	164
9	HARYANA	3,70,50,000	2,77,87,500	3,88,47,000	140
10	HIMACHAL PRADESH	1,87,85,000	1,40,88,749	1,43,76,000	102
11	JAMMU AND KASHMIR	47,13,000	35,34,750	11,00,000	31
12	JHARKHAND	3,00,30,000	2,25,22,500	1,52,49,078	68
13	KARNATAKA	4,35,50,000	3,26,62,502	6,67,12,000	204
14	KERALA	25,68,000	19,26,000	1,62,63,544	844
15	MADHYA PRADESH	7,19,55,000	5,39,66,250	6,93,39,000	128
16	MAHARASHTRA	7,98,85,000	5,99,13,748	15,27,21,000	255
17	MANIPUR	1,17,00,000	87,75,000	56,48,129	64
18	MEGHALAYA	44,53,000	33,39,748	29,96,822	90
19	MIZORAM	40,63,000	30,47,248	15,12,950	50
20	NAGALAND	68,90,000	51,67,499	0	0
21	ORISSA	11,26,45,000	8,44,83,748	5,31,27,000	63
22	PUDUCHERRY	23,000	17,249	53,755	312
23	PUNJAB	45,18,000	33,88,500	89,60,000	264
24	RAJASTHAN	2,40,00,000	1,80,00,000	2,36,92,000	132
25	SIKKIM	48,43,000	36,32,248	60,27,395	166
26	TAMIL NADU	3,29,55,000	2,47,16,250	47,77,873	19
27	TRIPURA	1,76,80,000	1,32,59,998	1,06,46,300	80
28	UTTARAKHAND	1,49,50,000	1,12,12,498	1,75,83,000	157
29	UTTAR PRADESH	5,31,05,000	3,98,28,749	5,16,34,521	130
30	WEST BENGAL	1,04,00,000	77,99,999	1,54,19,234	198
31	ANDAMAN AND NICOBAR ISLANDS	7,00,000	5,25,001	4,72,841	90
32	CHANDIGARH	1,95,000	1,46,250	84,105	58
33	DADRA AND NAGAR HAVELI	1,63,000	1,22,250	3,28,000	268
34	DAMAN AND DIU	10,000	7,498	22,665	302
35	LAKSHADWEEP	13,000	9,750	6,582	68
<b>Grand Total</b>		<b>99,29,26,000</b>	<b>74,46,94,486</b>	<b>1,10,39,67,281</b>	<b>148</b>

**Very Good:(90% or above of targets)**

ANDHRA PRADESH, BIHAR, CHHATISGARH, DELHI, GOA, GUJARAT, HARYANA, HIMACHAL PRADESH, KARNATAKA, KERALA, MADHYA PRADESH, MAHARASHTRA, MEGHALAYA, PUDUCHERRY, PUNJAB, RAJASTHAN, SIKKIM, UTTARAKHAND, UTTAR PRADESH, WEST BENGAL, ANDAMAN AND NICOBAR ISLANDS, DADRA AND NAGAR HAVELI, DAMAN AND DIU

**Good:(Between 80% to 90% targets)**

TRIPURA

**Poor:(Below 80% of targets)**

ARUNACHAL PRADESH, ASSAM, JAMMU AND KASHMIR, JHARKHAND, MANIPUR, MIZORAM, NAGALAND, ORISSA, TAMIL NADU, CHANDIGARH, LAKSHADWEEP



# Afforestation (Public and Forest Lands)

## Seedlings planted

% Achievement of Target  
During April - December 2012

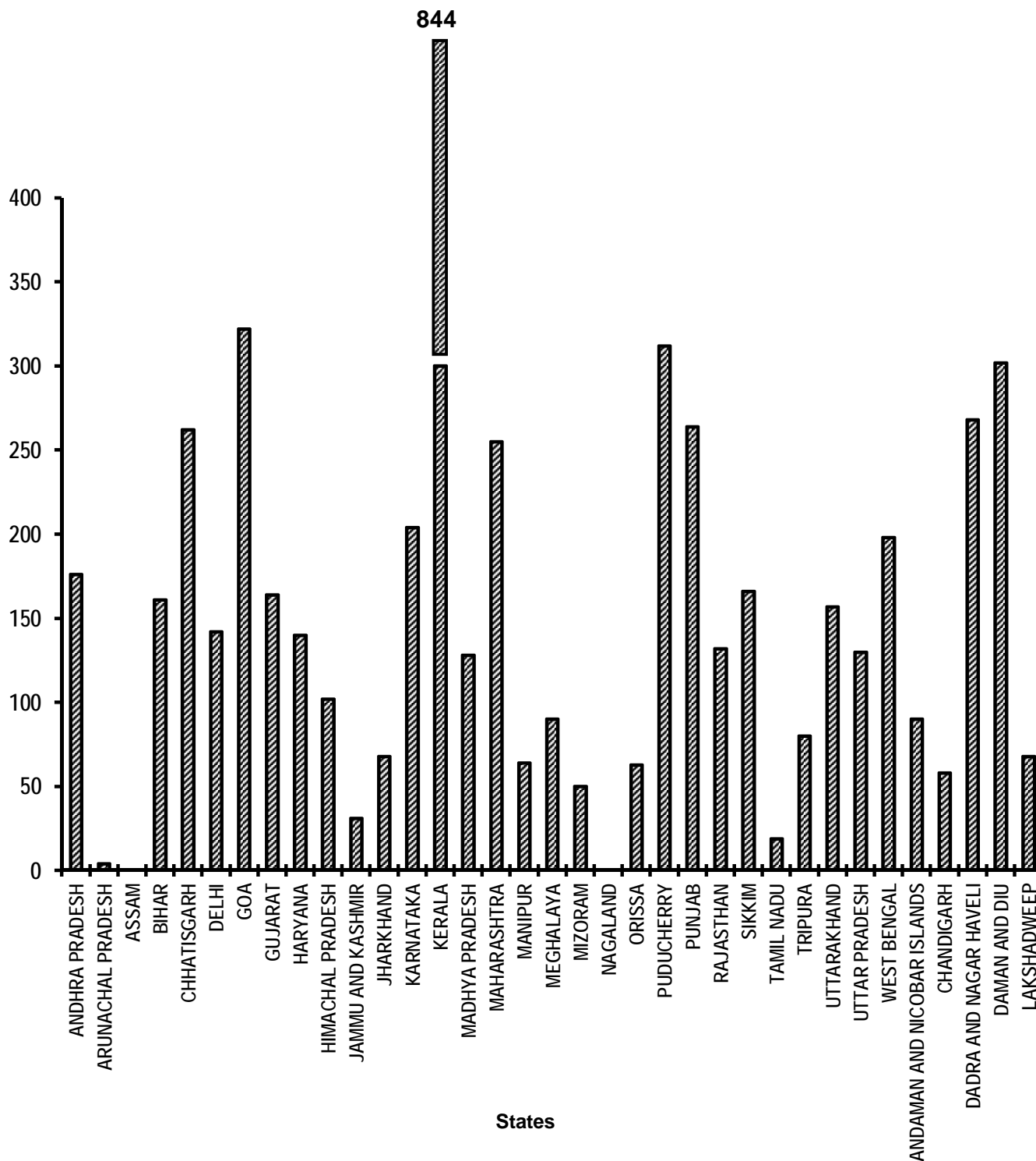


Table - 17

**Rural Roads - PMGSY**  
**Length of Road Constructed**  
**(Unit: Kilometer)**

Sl. No.	State/UT Name	Target		Achievement	Percent Achievement
		2012-2013	April,2012-December,2012	April,2012-December,2012	April,2012-December,2012
(1)	(2)	(3)	(4)	(5)	(5)/(4)
1	ANDHRA PRADESH	400	298	293	98
2	ARUNACHAL PRADESH	325	243	124	51
3	ASSAM	1,175	881	913	104
4	BIHAR	6,420	4,815	4,563	95
5	CHHATISGARH	2,370	1,776	454	26
6	GUJARAT	140	104	300	288
7	HARYANA	30	22	74	336
8	HIMACHAL PRADESH	980	734	737	100
9	JAMMU AND KASHMIR	1,335	1,002	1,081	108
10	JHARKHAND	2,010	1,506	492	33
11	KARNATAKA	205	154	307	199
12	KERALA	390	292	55	19
13	MADHYA PRADESH	2,760	2,070	1,878	91
14	MAHARASHTRA	680	509	468	92
15	MANIPUR	60	45	114	253
16	MEGHALAYA	60	45	13	29
17	MIZORAM	120	90	39	43
18	NAGALAND	310	232	0	0
19	ORISSA	4,170	3,126	1,498	48
20	PUNJAB	165	123	245	199
21	RAJASTHAN	1,975	1,480	1,109	75
22	SIKKIM	270	201	26	13
23	TAMIL NADU	80	59	62	105
24	TRIPURA	340	253	88	35
25	UTTARAKHAND	560	419	290	69
26	UTTAR PRADESH	1,230	922	219	24
27	WEST BENGAL	1,440	1,080	7,176	664
<b>Grand Total</b>		<b>30,000</b>	<b>22,481</b>	<b>22,618</b>	<b>101</b>

**Very Good:(90% or above of targets)**

ANDHRA PRADESH, ASSAM, BIHAR, GUJARAT, HARYANA, HIMACHAL PRADESH, JAMMU AND KASHMIR, KARNATAKA, MADHYA PRADESH, MAHARASHTRA, MANIPUR, PUNJAB, TAMIL NADU, WEST BENGAL

**Poor:(Below 80% of targets)**

ARUNACHAL PRADESH, CHHATISGARH, JHARKHAND, KERALA, MEGHALAYA, MIZORAM, NAGALAND, ORISSA, RAJASTHAN, SIKKIM, TRIPURA, UTTARAKHAND, UTTAR PRADESH

# Rural Roads - PMGSY

## Length of Road Constructed

% Achievement of Target  
During April - December 2012

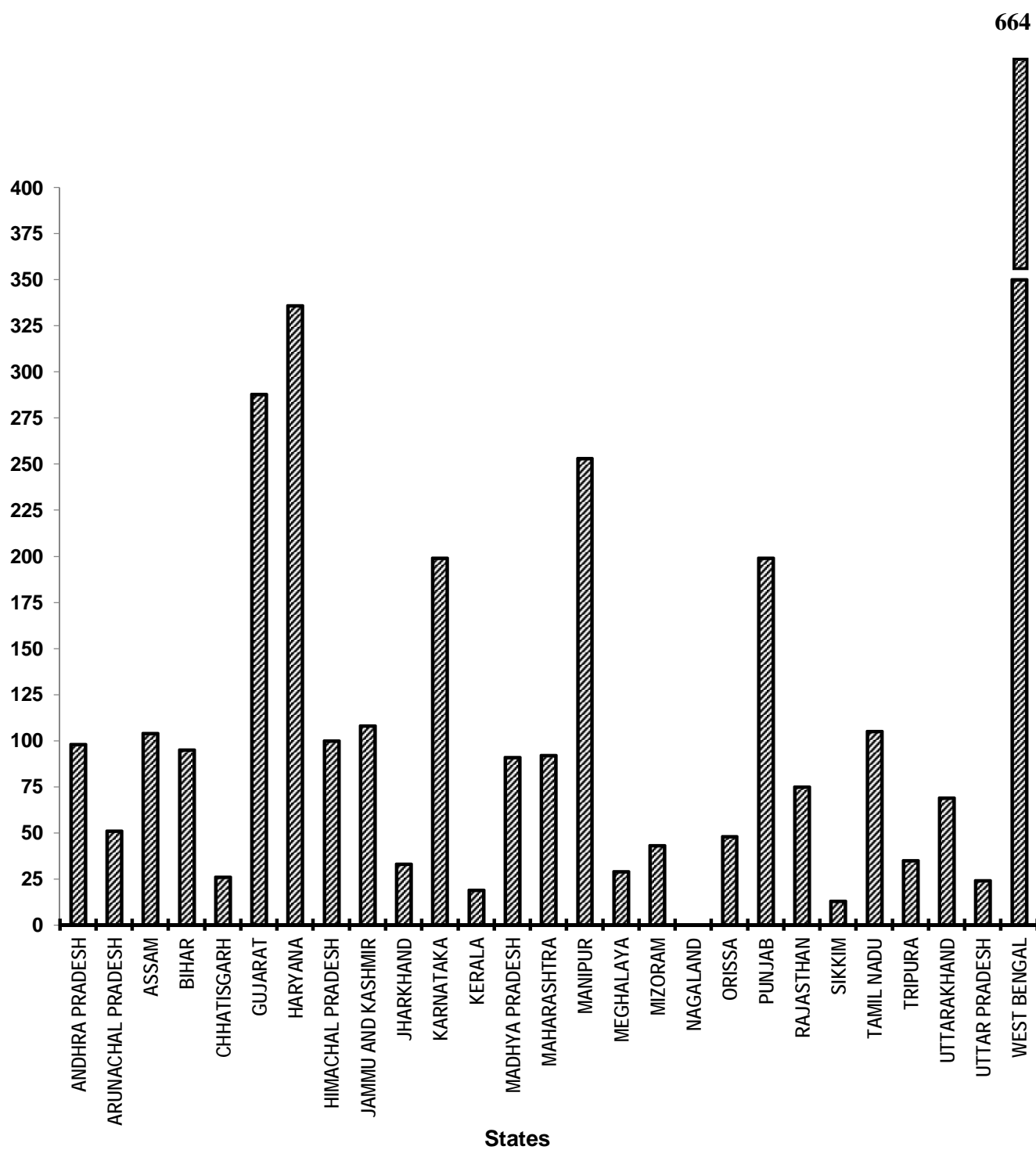


Table - 18

**Rajiv Gandhi Grameen Vidyutikaran Yojana**  
**Villages electrified**  
**(Unit: Number)**

Sl. No.	State/UT Name	Target #		Achievement	Percent Achievement
		2012-2013	April,2012-December,2012	April,2012-December,2012	April,2012-December,2012
(1)	(2)	(3)	(4)	(5)	(5)/(4)
1	ARUNACHAL PRADESH	1,450	924	* 207	22
2	ASSAM	2,062	1,317	134	10
3	BIHAR	2,230	1,428	1,134	79
4	CHHATISGARH	901	582	158	27
5	HIMACHAL PRADESH	15	12	10	83
6	JAMMU AND KASHMIR	136	87	* 25	29
7	JHARKHAND	2,141	1,368	1,866	136
8	MADHYA PRADESH	492	315	1,279	406
9	MANIPUR	591	378	0	0
10	MEGHALAYA	1,616	1,032	665	64
11	MIZORAM	81	51	5	10
12	NAGALAND	38	24	5	21
13	ORISSA	2,174	1,422	349	25
14	RAJASTHAN	227	170	207	122
15	SIKKIM	5	3	0	0
16	TRIPURA	82	51	8	16
<b>Grand Total</b>		14,241	9,164	6,052	66

**Very Good:(90% or above of targets)**

**JHARKHAND, MADHYA PRADESH, RAJASTHAN**

**Good:(Between 80% to 90% targets)**

**HIMACHAL PRADESH**

**Poor:(Below 80% of targets)**

**ARUNACHAL PRADESH, ASSAM, BIHAR, CHHATISGARH, JAMMU AND KASHMIR, MANIPUR, MEGHALAYA, MIZORAM, NAGALAND, ORISSA, SIKKIM, TRIPURA**

Note: \* Figures have been reconciled with that of M/oPower.

# M/o Power has not supplied targets of 2012-13 for any State except the State of Himachal Pradesh and hence, last year targets have been repeated provisionally.

# Rajiv Gandhi Grameen Vidyutikaran Yojana-RGGVY

**Villages electrified**  
**% Achievement of Target**  
**During April - December 2012**

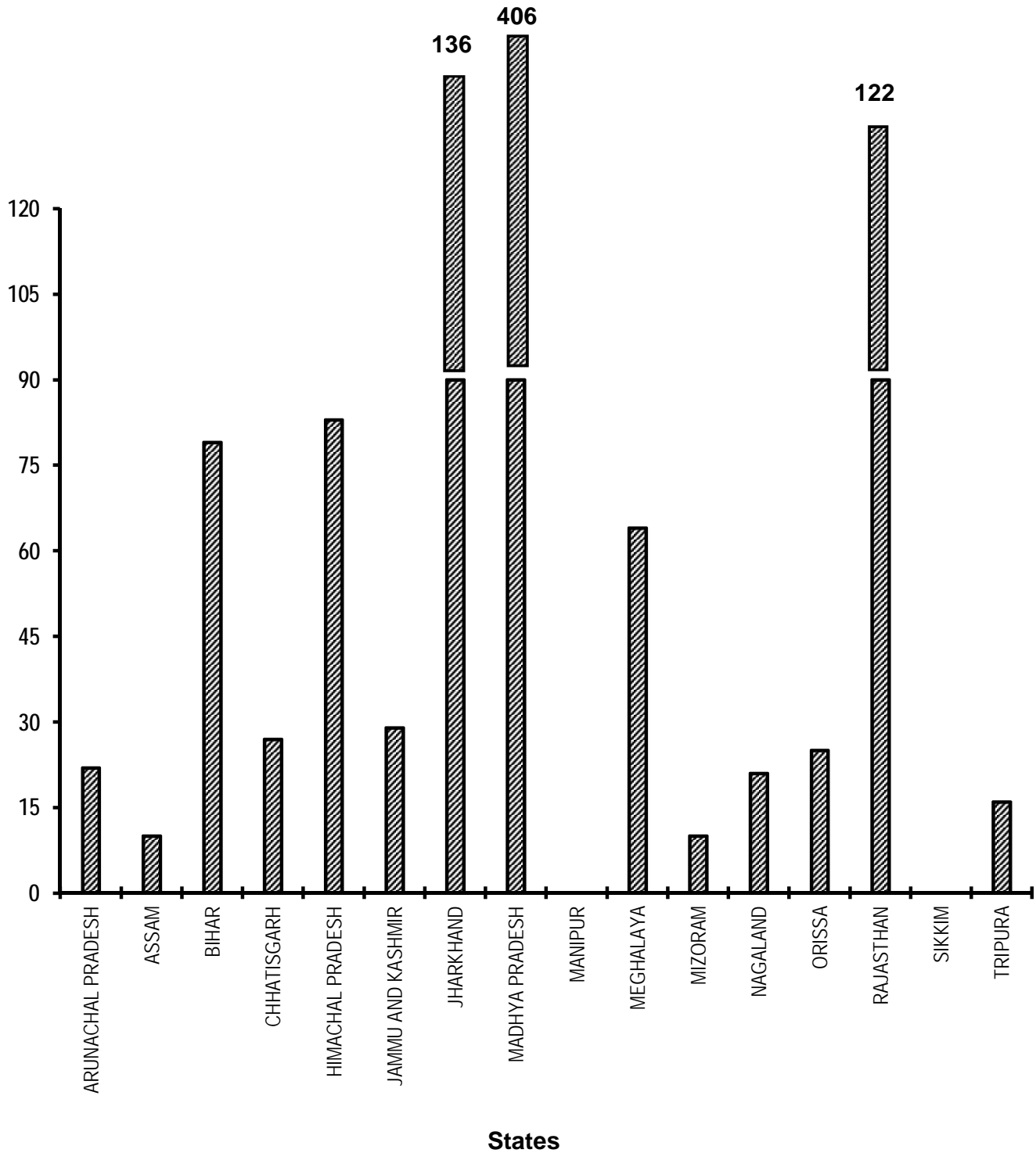


Table - 19

**Energising pump sets  
Pumps sets energized  
(Unit: Number)**

		Target		Achievement	Percent Achievement
Sl. No.	State/UT Name	2012-2013	April,2012-December,2012	April,2012-December,2012	April,2012-December,2012
(1)	(2)	(3)	(4)	(5)	(5)/(4)
1	ANDHRA PRADESH	50,000	37,500	79,953	213
2	BIHAR	2,764	2,073	1,475	71
3	CHHATISGARH	20,000	15,000	10,455	70
4	GOA	100	75	118	157
5	GUJARAT	25,000	18,750	52,567	280
6	HARYANA	19,000	14,250	13,487	95
7	HIMACHAL PRADESH #	1,175	882	1,665	189
8	JHARKHAND	22,000	16,500	1,924	12
9	KARNATAKA #	38,602	28,951	54,703	189
10	KERALA #	12,000	9,000	6,948	77
11	MADHYA PRADESH	17,237	12,927	50,949	394
12	ORISSA	1,190	892	2,083	234
13	PUDUCHERRY	25	18	20	111
14	PUNJAB	60,000	45,000	13,186	29
15	RAJASTHAN #	30,000	22,500	40,942	182
16	TAMIL NADU #	15,000	11,250	13,021	116
17	UTTARAKHAND	350	262	987	377
18	UTTAR PRADESH	22,058	16,543	5,873	36
19	WEST BENGAL	422	315	8,867	2,815
20	DAMAN AND DIU	25	18	8	44
<b>Grand Total</b>		<b>3,36,948</b>	<b>2,52,706</b>	<b>3,59,231</b>	<b>142</b>

**Very Good:(90% or above of targets)**

**ANDHRA PRADESH, GOA, GUJARAT, HARYANA, HIMACHAL PRADESH, KARNATAKA, MADHYA PRADESH, ORISSA, PUDUCHERRY, RAJASTHAN, TAMIL NADU, UTTARAKHAND, WEST BENGAL**

**Poor:(Below 80% of targets)**

**BIHAR, CHHATISGARH, JHARKHAND, KERALA, PUNJAB, UTTAR PRADESH, DAMAN AND DIU**

Note: # Only 05 States have furnished the targets for the year 2012-13 and for rest of the States the targets have been repeated provisionally.

# Energising Pump sets

## Pumps sets energized

% Achievement of Target  
During April - December 2012

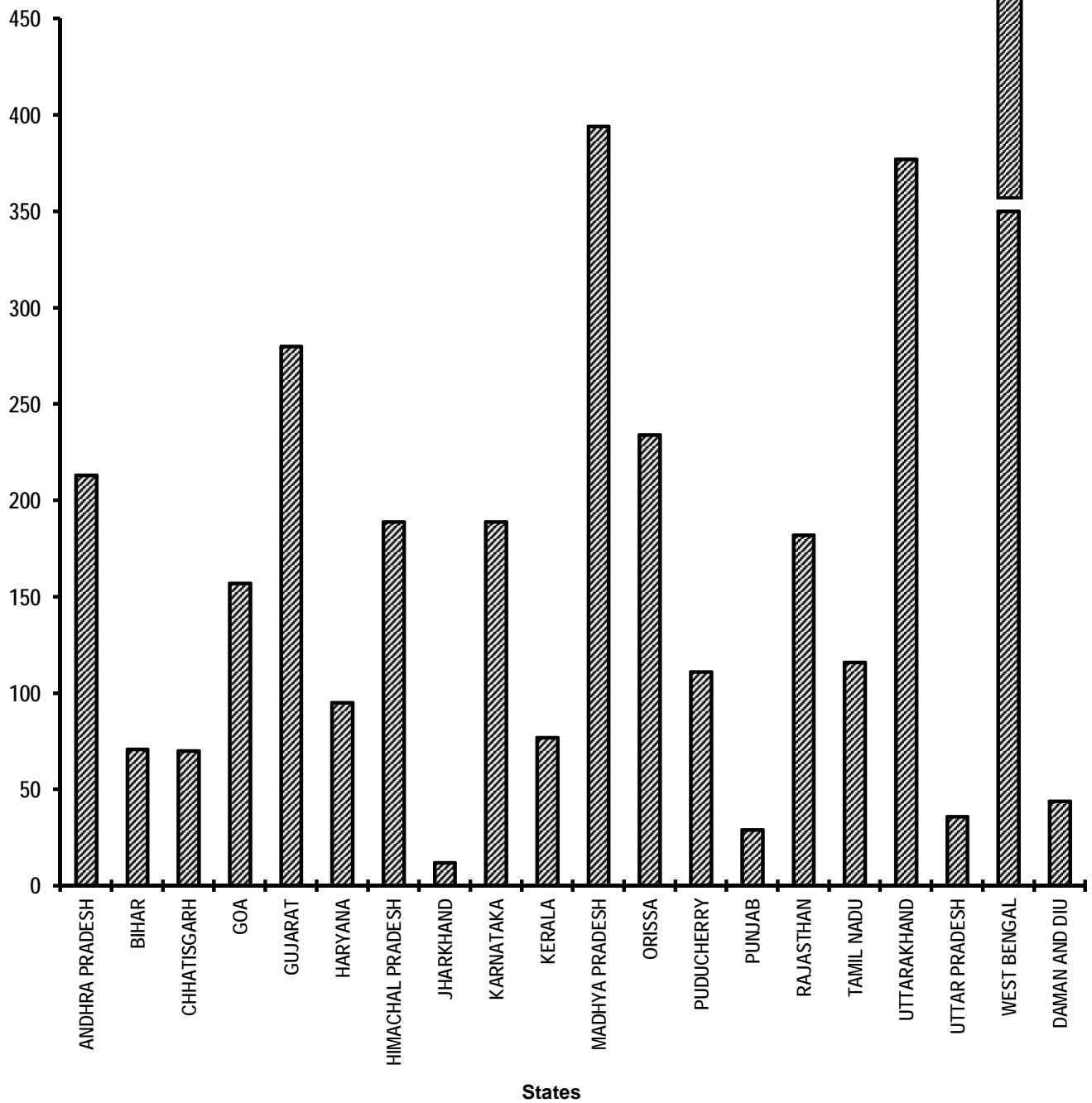


Table - 20

## Supply of Electricity

Sl. No.	State/UT Name	Electricity demanded (Million Units)	Electricity supplied (Million Units)	Shortage observed (Million Units)	Percentage of Electricity Supplied
		April,2012- December,2012	April,2012- December,2012	April,2012- December,2012	
(1)	(2)	(3)	(4)	(5)	(6)
1	ANDHRA PRADESH	73,089	60,726	12,363	83
2	ARUNACHAL PRADESH	456	428	28	94
3	ASSAM	5,021	4,694	327	93
4	BIHAR	11,637	9,807	1,830	84
5	CHHATISGARH	12,761	12,550	211	98
6	DELHI	20,902	20,790	112	99
7	GOA	2,296	2,231	65	97
8	GUJARAT	67,045	66,899	146	100
9	HARYANA	32,655	29,777	2,878	91
10	HIMACHAL PRADESH	6,819	6,614	205	97
11	JAMMU AND KASHMIR	11,290	8,467	2,823	75
12	JHARKHAND	5,172	4,964	208	96
13	KARNATAKA	48,330	41,939	6,391	87
14	KERALA	15,863	15,274	589	96
15	MADHYA PRADESH	38,245	34,707	3,538	91
16	MAHARASHTRA	94,418	91,198	3,220	97
17	MANIPUR	432	409	23	95
18	MEGHALAYA	1,333	1,159	174	87
19	MIZORAM	303	281	22	93
20	NAGALAND	429	405	24	94
21	ORISSA	19,348	18,548	800	96
22	PUDUCHERRY	1,756	1,718	38	98
23	PUNJAB	38,880	36,489	2,391	94
24	RAJASTHAN	40,534	38,942	1,592	96
25	SIKKIM	303	303	0	100
26	TAMIL NADU	68,913	56,852	12,061	82
27	TRIPURA	834	791	43	95
28	UTTARAKHAND	8,638	8,120	518	94
29	UTTAR PRADESH	69,410	58,305	11,105	84
30	WEST BENGAL	32,278	32,010	268	99
31	ANDAMAN AND NICOBAR ISLANDS	181	141	40	78
32	CHANDIGARH	1,311	1,311	0	100
33	DADRA AND NAGAR HAVELI	3,361	3,192	169	95
34	DAMAN AND DIU	1,451	1,320	131	91
35	LAKSHADWEEP	27	27	0	100
Grand Total		7,35,721	6,71,388	64,333	91

**Very Good:(90% or above of targets)**

ARUNACHAL PRADESH, ASSAM, CHHATISGARH, DELHI, GOA, GUJARAT, HARYANA, HIMACHAL PRADESH, JHARKHAND, KERALA, MADHYA PRADESH, MAHARASHTRA, MANIPUR, MIZORAM, NAGALAND, ORISSA, PUDUCHERRY, PUNJAB, RAJASTHAN, SIKKIM, TRIPURA, UTTARAKHAND, WEST BENGAL, CHANDIGARH, DADRA AND NAGAR HAVELI, DAMAN AND DIU, LAKSHADWEEP

**Good:(Between 80% to 90% targets)**

ANDHRA PRADESH, BIHAR, KARNATAKA, MEGHALAYA, TAMIL NADU, UTTAR PRADESH

**Poor:(Below 80% of targets)**

JAMMU AND KASHMIR, ANDAMAN AND NICOBAR ISLANDS

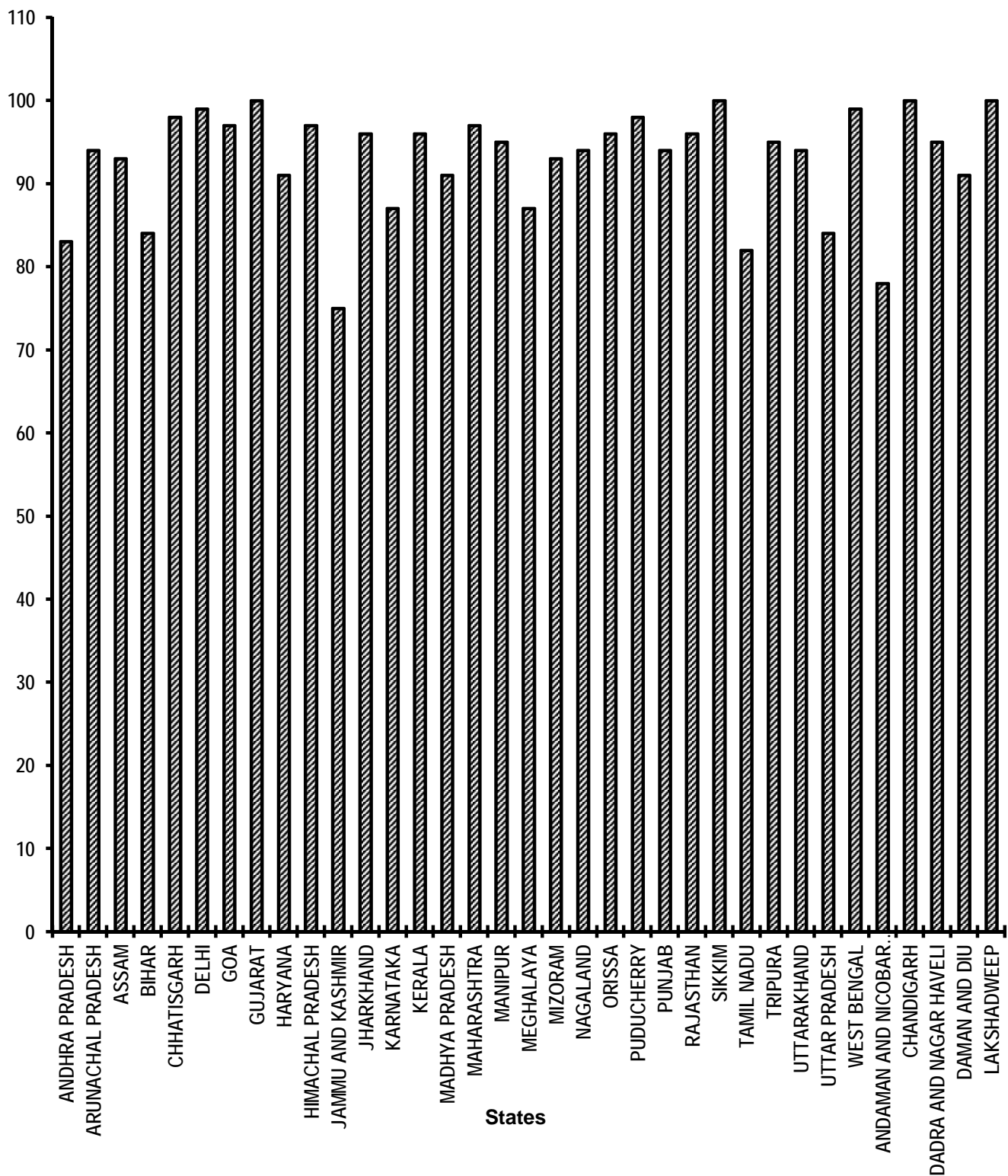


# Supply of Electricity

## Electricity supplied

### % Achievement of Target

#### During April- December 2012



**Annexure -I****LIST OF ITEMS COVERED UNDER (TPP) - 2006**

Point No.	Item No.	Name of the Points/Items
<b>I.</b>		<b>Garibi Hatao [Poverty Eradication]</b>
		<b>Rural Areas</b>
	<b>1.</b>	Employment generation under the <i>Mahatma Gandhi National Rural Employment Guarantee Act (MGNREGA)</i>
	<b>2.</b>	Swaranjayanti Gram Swarajgar Yojana (SGSY)
	<b>3.</b>	Rural Business Hubs in Partnership with Panchayats
	<b>4.</b>	Self help Groups
		<b>Urban Areas</b>
	<b>5.</b>	Swaranjayanti Shehari Rojgar Yojana
<b>II.</b>		<b>Jan Shakti (Power to People)</b>
	<b>6.</b>	Local Self Government (Panchayati Raj and Urban Local Bodies) <ul style="list-style-type: none"> <li>- Activity Mapping for devolution of functions</li> <li>- Budget Flow of Funds</li> <li>- Assignment of Functionaries</li> </ul>
	<b>7.</b>	Quick and Inexpensive Justice – Gram Nyayalayas and Nyaya Panchayats.
	<b>8.</b>	District Planning Committees.
<b>III.</b>		<b>Kisan Mitra [Support to Farmers]</b>
	<b>9.</b>	Water shed development
	<b>10.</b>	Marketing and infrastructural support to farmers
	<b>11.</b>	Irrigation facilities (including minor and micro irrigation) for agriculture
	<b>12.</b>	Credit to farmers
	<b>13.</b>	Distribution of waste land to the landless
<b>IV.</b>		<b>Shramik Kalyan [Labour Welfare]</b>
	<b>14.</b>	Social Security for Agricultural and Unorganised Labour
	<b>15.</b>	Minimum Wages Enforcement (including Farm Labour)
	<b>16.</b>	Prevention of Child Labour
	<b>17.</b>	Welfare of Women Labour
<b>V.</b>		<b>Khadya Suraksha [Food Security ]</b>
	<b>18.</b>	<b>Food Security:</b> <ul style="list-style-type: none"> <li>(i) Targeted Public Distribution system,</li> <li>(ii) Antyodaya Anna Yojana,</li> <li>(iii) Establishing Grain banks in chronically food scarcity areas</li> </ul>
<b>VI.</b>		<b>Subke Liye Aawas [Housing for All]</b>
	<b>19</b>	Rural Housing - Indira Awaas Yojana
	<b>20.</b>	EWS/LIG Houses in Urban Areas

Contd.....

Point No.	Item No.	Name of the Points/Items
<b>VII.</b>		<b>Shudh Peya Jal [Clean Drinking Water]</b>
	<b>21.</b>	Rural Areas. - National Rural Drinking Water Programme-( <i>NRDWP</i> )
	<b>22.</b>	Urban Areas: - Accelerated Urban Water Supply Programme
<b>VIII.</b>		<b>Jan Jan Ka Swasthya [Health for All]</b>
	<b>23.</b>	Control and prevention of major diseases: (a) HIV/AIDS (b) TB (c) Malaria (d) Leprosy (e) Blindness
	<b>24.</b>	National Rural Health Mission
	<b>25.</b>	Immunisation of Children
	<b>26.</b>	Sanitation Programme in - Rural Areas - Urban areas
	<b>27.</b>	Institutional Delivery
	<b>28.</b>	Prevention of Female Foeticide
	<b>29.</b>	Supplementary nutrition for Mothers and Children
	<b>30.</b>	Two Child norms
<b>IX.</b>		<b>Sabke Liye Shiksha [Education for All]</b>
	<b>31.</b>	Sarv Shiksha Abhiyan - Compulsory Elementary Education
	<b>32.</b>	Mid Day Meal Scheme
<b>X.</b>		<b>Anusuchit Jaati, Jan Jaati, Alp-sankhyak evam Anya Pichhra Varg Kalyan [Welfare of Scheduled Castes, Scheduled Tribes, Minorities and OBCs]</b>
	<b>33.</b>	SC Families Assisted
	<b>34.</b>	Rehabilitation of Scavengers
	<b>35.</b>	ST Families Assisted
	<b>36.</b>	Rights of Forest dwellers – Owners of minor forest produce
	<b>37.</b>	Particularly Vulnerable Tribal Groups (PTGs)
	<b>38.</b>	No alienation of Tribal lands
	<b>39.</b>	Implementation of Panchayats (Extension to Scheduled Areas) Act [PESA]
	<b>40.</b>	Welfare of Minorities
	<b>41.</b>	Professional education among all minority communities
	<b>42.</b>	Reservation of OBCs in - Education - Employment
<b>XI.</b>		<b>Mahila Kalyan [Women Welfare]</b>
	<b>43.</b>	Financial Assistance for Women Welfare
	<b>44.</b>	Improved participation of women in (a) Panchayats (b) Municipalities (c) State Legislatures (d) Parliament

Contd.....

Point No.	Item No.	Name of the Points/Items
<b>XII.</b>		<b>Bal Kalyan (Child Welfare)</b>
	<b>45.</b>	Universalisation of ICDS Scheme
	<b>46.</b>	Functional Anganwadis
<b>XIII.</b>		<b>Yuva Vikas [Youth Development]</b>
	<b>47.</b>	Sports for all in Rural and Urban areas
	<b>48.</b>	Rashtriya Sadbhavana Yojana
	<b>49.</b>	National Service Scheme (NSS)
<b>XIV.</b>		<b>Basti Sudhar [Improvement of Slums]</b>
	<b>50.</b>	Number of Urban poor families assisted under seven point charter viz. land tenure, housing at affordable cost, water, sanitation, health, education, and social security.
<b>XV.</b>		<b>Paryavaran Sanrakshan evam Van Vridhi [Environment Protection and Afforestation]</b>
	<b>51.</b>	Afforestation (a) Area Covered under Plantation on - Public and Forest Lands (b) Number of Seedlings planted on -Public and Forest Lands
	<b>52.</b>	Prevention of pollution of Rivers and water bodies
	<b>53.</b>	Solid and liquid waste management in - Rural Areas - Urban Areas
<b>XVI.</b>		<b>Samajik Suraksha [Social Security]</b>
	<b>54.</b>	Rehabilitation of handicapped and orphans.
	<b>55.</b>	Welfare of the aged
<b>XVII.</b>		<b>Grameen Sadak [Rural Roads]</b>
	<b>56.</b>	Rural Roads - PMGSY
<b>XVIII.</b>		<b>Grameen Oorja [Energization of Rural Area]</b>
	<b>57.</b>	Bio-diesel Production
	<b>58.</b>	Rajiv Gandhi Grameen Vidyutikaran Yojana
	<b>59.</b>	Renewable Energy
	<b>60.</b>	Energising Pump sets
	<b>61.</b>	Supply of Electricity
	<b>62.</b>	Supply of Kerosene and LPG
<b>XIX.</b>		<b>Pichhara Kshetra Vikas [Development of Backward Areas]</b>
	<b>63.</b>	Backward Regions Grants Fund (BRGF)
<b>XX.</b>		<b>e- Shasan [IT enabled e-Governance]</b>
	<b>64.</b>	Central and State Governments
	<b>65.</b>	Panchayats and Municipalities

**ABBREVIATIONS USED**

AAY	Antyodaya Anna Yojana
ARWSP	Accelerated Rural Water Supply Programme
DDRS	Deen Dayal Rehabilitation Scheme
EWS	Economically Weaker Section
IAY	Indira Awaas Yojana
ICDS	Integrated Child Development Scheme
LIG	Low Income Group
MWE	Minimum Wages Enforcement
NC	Not Covered
NREGS	National Rural Employment Guarantee Scheme
PC	Partially Covered
PMGSY	Prime Minister Grameen Sadak Yojana
SC	Scheduled Caste
RGGVY	Rajiv Gandhi Grameen Vidyutikaran Yojana
SGRY	Sampoorna Grameen Rojgar yojana
SGSY	Swaranjayanati Gram Swarojgar Yojana
SHG	Self Help Groups
ST	Scheduled Tribe
TPDS	Targeted Public Distribution system