

TWENTY POINT PROGRAMME-2006
PROGRESS REPORT
FOR
APRIL - SEPTEMBER 2013



GOVERNMENT OF INDIA
MINISTRY OF STATISTICS AND PROGRAMME IMPLEMENTATION
SARDAR PATEL BHAWAN, SANSAD MARG,
NEW DELHI-110 001

Website: www.mospi.gov.in

CONTENTS

	Page No.
I. Introduction	i
II. List of Twenty Points	ii
III. List of Monthly Monitored Items	iii
IV. Status of receipt of targets for Monthly Monitored items	iv
V. List of items /parameters identified for appraisal	vii
VI. List of items under TPP-2006 yet to be operationalised	viii

PART-I

Overall Performance Analysis

VII. Progress Report	1
VIII. Highlights of Performance	2
Table - A: All India Performance	6
Table - B : State-wise Performance	7
Table - C : State -wise and Item-wise Performance	12

PART- II

Performance Tables

Table No.	Description of Item	
1	Employment Generation - <i>MGNREG</i> Scheme	22
2(A)	Swaranjayanti Gram Swarojgar Yojana (SGSY)	23
2(B)	SC, ST, Women and Disabled Swarozgaries assisted under SGSY	25
3(A)	SHG formed under SGSY	26
3(B)	SHG to whom income generating activities provided	27
4(A)	Distribution of Waste Land to the Landless	29
4(B)	Waste Land distributed to SC, ST and others	30
5(A)	Minimum Wages Enforcement (including Farm Labour)	31
	(i) Inspections made (ii) Irregularities detected	
	(iii) Irregularities rectified	
5(B)	Minimum Wages Enforcement (including Farm Labour)	32
	(i) Claims Filed (ii) Claims Settled	
5(C)	Minimum Wages Enforcement (including Farm Labour)	33
	(i) Prosecution cases pending (ii) Prosecution cases filed	
	(iii) Prosecution cases decided	
6(A)	<i>Food Security</i> : Targeted Public Distribution System (TPDS) for AAY, APL & BPL,	34
6(B)	<i>Food Security</i> : TPDS for Antyodaya Anna Yojana (AAY) only	36
6(C)	<i>Food Security</i> : TPDS for Below Poverty Line (BPL) only	38
7	Rural Housing : Indira Awaas Yojana (IAY)	40

Contd...

Table No.	Description of Item	Page No.
8	EWS/LIG Houses in Urban Areas	42
9	<i>National Rural Drinking Water Programme (NRDWP)</i>	
9(A)	Coverage of Habitations (Partially Covered & Slipped back)	44
9(B)	Coverage of Water Quality Affected Habitations	46
10	Sanitation Programme in Rural Areas	48
11	Institutional Delivery	49
12(A)	SC Families assisted under SCA to SCSP & NSFDC	50
12(B)	SC Students assisted under Post-Matric Scholarship	52
13	Universalization of ICDS Scheme	53
14	Functional Anganwadis	55
15	Number of Urban Poor Families assisted under Seven Point Charter	57
16(A)	Afforestation- Area Covered under Plantation (Public and Forest Lands)	59
16(B)	<i>Afforestation:</i> Seedlings Planted (Public and Forest Lands)	61
17	Rural Roads Constructed under (PMGSY)	63
18	Village electrified under Rajiv Gandhi Grameen Vidyutikaran Yojana (RGGVY)	65
19	Energising Pump sets	67
20	Supply of Electricity	69
 Annexures		
	Annexure – I : List of 65 items to be monitored under TPP-2006	71-73
	Annexure – II : Abbreviations used	74

Twenty Point Programme – 2006

An Introduction

The Twenty Point Programme (TPP) was launched by the Government of India in the year 1975 and was restructured in 1982, 1986 and again in 2006. The restructured programme, known as Twenty Point Programme (TPP) – 2006, became operational with effect from 1st April 2007. The programme is meant to give a thrust to schemes relating to poverty alleviation, employment generation in rural areas, housing, education, family welfare & health, protection of environment and many other schemes having a bearing on the quality of life, especially in the rural areas.

2. The programmes and schemes under the TPP-2006 are in line with the priorities contained in the Millennium Development Goals (MDGs) of the United Nations and SAARC Social Charter. The original nomenclature, namely the Twenty Point Programme, which has been in existence for more than three decades and carries the stamp of familiarity among the people and administrative agencies, has been retained.

3. Twenty Point Programme (TPP) – 2006 originally consisted of 20 Points (**Appendix-1**) and 66 items being monitored individually by Central Nodal Ministries concerned. Up to 2007-08, out of 66 items, 22 items were monitored on monthly basis. From 1st April 2008 *Sampoorna Grameen Rojgar Yojana* (SGRY) has been merged with another item namely *National Rural Employment Guarantee Act* which has now been renamed as *Mahatma Gandhi National Rural Employment Guarantee Act* from 31st December 2009. Therefore, SGRY has been dropped from the list of 66 items and only 65 items are now monitored under TPP-2006 (since 2008-09). The list of 65 items is enclosed at **Annexure-I**.

4. Out of 65 items, 20 items are being monitored on monthly basis during the period 2013-14 against the targets fixed at the beginning of financial year by the Central Nodal Ministries and State Governments (information in respect of 16 items is being collected from various States/ UTs and for remaining 4 items from the concerned Central Nodal Ministries) (**Appendix-2&3**). The remaining items under TPP-2006 are being monitored on annual basis as the information in respect of these items is made available by the concerned Central Nodal Ministries only on annual basis. These 65 items consist of 162 identified parameters. However, for the purpose of monthly performance, 20 identified parameters have been taken (**Appendix-4**).

5. Some of the schemes/programmes are yet to be operationalised by the Central Nodal Ministries concerned. These items will be monitored only after the schemes come into existence and their frequency of monitoring will also be decided later. The details of such items are available at **Appendix-5**.

6. The monitoring mechanism for TPP-2006 has been widened by including Block level monitoring in addition to District, State and Central level monitoring. Most of the States/Union Territories have constituted Block, District and State level monitoring committees. At the Centre, the progress of individual items is monitored and reviewed by the Departments/Ministries concerned. The Ministry of Statistics & Programme Implementation (MOSPI) monitors the programme/ schemes covered under TPP-2006 on the basis of performance reports received from State Governments and Central Nodal Ministries.

Twenty Point Programme – 2006

List of Twenty Points

1. Garibi Hatao [Poverty Eradication]
2. Jan Shakti [Power to People]
3. Kisan Mitra [Support to Farmers]
4. Shramik Kalyan [Labour Welfare]
5. Khadya Suraksha [Food Security]
6. Subke Liye Aawas [Housing for All]
7. Shudh Peya Jal [Clean Drinking Water]
8. Jan Jan Ka Swasthya [Health for All]
9. Sabke Liye Shiksha [Education for All]
10. Anusuchit Jaati, Jan Jaati, Alp-sankhyak evam Anya Pichhra Varg Kalyan [Welfare of Scheduled Castes, Scheduled Tribes, Minorities and OBCs]
11. Mahila Kalyan [Women Welfare]
12. Bal Kalyan [Child Welfare]
13. Yuva Vikas [Youth Development]
14. Basti Sudhar [Improvement of Slums]
15. Paryavaran Sanrakshan evam Van Vridhi [Environment Protection and Afforestation]
16. Samajik Suraksha [Social Security]
17. Grameen Sadak [Rural Roads]
18. Grameen Oorja [Energization of Rural Area]
19. Pichhara Kshetra Vikas [Development of Backward Areas]
20. e- Shasan [IT enabled e-Governance]

Twenty Point Programme – 2006

Monthly Monitored Items

1. Employment Generation under *Mahatma Gandhi National Rural Employment Guarantee Scheme (MGNREGA)*
2. Swaranjayanti Gram Swarojgar Yojana (SGSY)
3. ***Self help Groups:***
 - (i) Self help Groups formed under SGSY
 - (ii) SHGs to whom income generating activities provided under SGSY
4. Distribution of Waste land to landless
5. Minimum Wages Enforcement (including Farm Labour)
6. ***Food Security:***
 - (i) Targeted Public Distribution System (TPDS) for AAY, APL& BPL,
 - (ii) TPDS for Antyodaya Anna Yojana (AAY) only
 - (iii) TPDS for Below Poverty Line (BPL) only
7. Rural Housing for Indira Awaas Yojana (IAY)
8. EWS/LIG Houses in Urban Areas
9. ***Rural Areas-*** National Rural Drinking Water Programme- (NRDWP)
 - (i) Coverage of Habitations (Partially Covered & Slipped back)- (*NRDWP*)
 - (ii) Coverage of water quality affected habitations – (*NRDWP*)
10. Sanitation Programme in Rural Areas
11. Institutional Delivery
12. SC Families assisted
13. Universalisation of ICDS Scheme
14. Functional Anganwadis
15. Number of Urban Poor Families assisted under Seven Point Charter viz. land tenure, housing at affordable cost, water, sanitation, health, education, and social security.
16. ***Afforestation:***
 - (a) Area covered under Plantation on - Public and Forest Lands
 - (b) Number of Seedlings planted on -Public and Forest Lands
17. Rural Roads constructed under Prime Minister Grameen Sadak Yojana (PMGSY)
18. Village electrified under Rajiv Gandhi Grameen Vidyutikaran Yojana (RGGVY)
19. Energising Pump sets
20. Supply of Electricity

STATUS OF RECEIPT OF TARGETS FOR MONTHLY MONITORED ITEMS UNDER TPP-2006

Item No.	Name of the item	Paramete	Parameters/ indicators	Whether State-wise targets fixed by the concerned Administrative Ministries	Whether targets have been received	Nodal Ministry
1	Employment Generation under Mahatma Gandhi National Rural Employment Guarantee Scheme	-	(i) No. of job card issued (ii) Employment generated (iii) Wages given	Targets not fixed * by Administrative Ministry	-	Ministry of Rural Development
2	Swaranjayanti Gram Swarojgar Yojana (SGSY)/NRLM	1	Individual Swarozgaries Assisted (i) Total (ii) SC (iii) ST (iv) Women (v) Disabled person	Targets not received from Administrative Ministry. Previous year targets have been adopted	No	-do-
3	Self Help Groups	2	SHGs under SGSY - SHG formed - SHG to whom income generating activities provided	Targets not fixed * by Administrative Ministry Targets not received from Administrative Ministry. Previous year targets have been adopted	- No	-do- -do-
4	Distribution of Waste land to the landless	-	Waste Land distributed (i) Total (ii) SC (iii)ST (iv) Others	Targets not fixed * by Administrative Ministry	-	-do-
5	Minimum Wages Enforcement (including Farm Labour)	-	(a)Agriculture and Farm workers (i) Inspections made (ii) Irregularities detected (iii) Irregularities rectified (iv) Claims filed (v) claims settled (vi) Prosecution cases pending (vii) Prosecution cases filed (viii) Prosecution cases decided (b) others	Targets not fixed * by Administrative Ministry	-	Ministry of Labour & Employment

Item No.	Name of the item	Parameter	Parameters/ indicators	Whether State-wise targets fixed by the concerned Administrative Ministries	Whether targets have been received	Nodal Ministry
6	Food Security: (i) Targeted Public Distribution System (AAY+APL+BPL) (ii) Antyodaya Anna Yojana (AAY) (iii) Below Poverty Line (BPL)	3	Allocation of Food Grains to States/UTs	Targets fixed & received from Administrative Ministry	Yes	Ministry of Consumer Affairs, Food & Public Distribution
		4	Allocation of Food Grains to States/UTs	-do-	Yes	-do-
		5	Allocation of Food Grains to States/UTs	-do-	Yes	-do-
7	Rural Housing - Indira Awaas Yojana (IAY)	6	Houses constructed	Targets fixed & received from Administrative Ministry	Yes	Ministry of Rural Development
8	EWS/LIG Houses in Urban Areas	7	Houses constructed	Targets not received from Administrative Ministry. Previous year targets have been adopted	No	M/o Housing and Urban Poverty Alleviation
9	Rural Areas - National Rural Drinking Water Programme -(NRDWP)	8	(i) Coverage of Habitations (Partially Covered & Slipped back)- (NRDWP)	Targets fixed & received from Administrative Ministry	Yes	Ministry of Drinking Water and Sanitation
		9	(ii) Coverage of water quality affected habitations – (NRDWP)	-do-	Yes	-do-
10.	Sanitation Programme in Rural Areas	-	Individual Household latrines constructed	Targets not fixed * by Administrative Ministry	-	Ministry of Drinking Water and Sanitation
11.	Institutional Delivery	-	Delivery in Institutions	Targets not fixed * by Administrative Ministry	-	Ministry of Health & Family Welfare
12.	SC Families Assisted	10	(i) SC Families assisted under SCA to SCSP & NSFDC	Targets fixed & received from Administrative Ministry	Yes	M/o Social Justice and Empowerment
			(ii) SC Students assisted under Post Matric Scholarship	-do-		
13.	Universalisation of ICDS Scheme	11	ICDS Blocks Operational (Cumulative)	Targets fixed & received from Administrative Ministry	Yes	Ministry of Women and Child Development

Item No.	Name of the item	Parameter	Parameters/ indicators	Whether State-wise targets fixed by the concerned Administrative Ministries	Whether targets have been received	Nodal Ministry
14.	Functional Anganwadis	12	Anganwadis Functional (cumulative)	Targets fixed & received from Administrative Ministry	Yes	Ministry of Women and Child Development
15.	Number of Urban poor families assisted under seven point charter viz. land tenure, housing at affordable cost, water, sanitation, health, education, and social security.	13	Poor Families assisted	Targets not received from Administrative Ministry. Previous year targets have been adopted	No	M/o Housing and Urban Poverty Alleviation
16	Afforestation: (a) Area Covered under Plantation on - Public and Forest Lands (b) Number of Seedlings planted on -Public and Forest Lands	14	(a) Area Covered under Plantation on - Public and Forest Lands	Targets fixed & received from Administrative Ministry	Yes	Ministry of Environment and Forest
		15	(b)Number of Seedlings	Targets fixed & received from Administrative Ministry	Yes	do
17.	Rural Roads – PMGSY	16	Length of Road constructed	Targets fixed & received from Administrative Ministry	Yes	Ministry of Rural Development
18.	Rajiv Gandhi Grameen Vidyutikaran Yojana (RGGVY)	17	Villages electrified	Targets fixed & received from Administrative Ministry	Yes	Ministry of Power
19.	Energising Pump sets	18	Pumpsets Energised	Targets not received from Administrative Ministry/States. Previous year targets have been adopted	Targets of 04 States have been received so far	-do-
20	Supply of Electricity	19	Electricity demanded	Targets fixed & received from Administrative Ministry	Yes	-do-

** The items where Administrative Ministries have not fixed State-wise targets are not monitored for performance analysis. These items are normally demand driven and are accordingly monitored for actual achievements only.*

Reminders were sent to the Administrative Ministry to provide targets for 2013-14.

Twenty Point Programme – 2006

Items/Parameters identified for appraisal

For the purpose of monthly appraisal, the performance of States under TPP-2006 is evaluated on the following 20 Parameters, contained in 15 Items and as per State/UT wise targets fixed by the Central Administrative Ministries.

Items	Para- meters	Description of Item
1	1	Total no. of Individual Swarozgaries assisted under SGSY
2	2	SHGs to whom income generating activities provided under SGSY
3	-	Food Security:
	3	(i) Targeted Public Distribution System (TPDS) for AAY, APL & BPL,
	4	(ii) TPDS for Antyodaya Anna Yojana (AAY) only
	5	(iii) TPDS for Below Poverty Line (BPL) only
4	6	Rural Housing under Indira Awaas Yojana (IAY)
5	7	EWS/LIG Houses in Urban Areas
6	-	Rural Areas: National Rural Drinking Water Programme -(NRDWP)
	8	(i) Coverage of Habitations (Partially Covered & Slipped back)- (NRDWP)
	9	(ii) Coverage of Water Quality Affected Habitations – (NRDWP)
7	-	SC Families assisted
	10	(i) SC families assisted under SCA to SCSP & NSFDC
	11	(ii) SC students assisted under post matric scholarship
8	12	Universalisation of ICDS Scheme
9	13	Functional Anganwadis
10.	14	Number of urban poor families assisted under Seven Point Charter viz. land tenure, housing at affordable cost, water, sanitation, health, education, and social security.
11	-	Afforestation:
	15	(i) Area covered under Plantation on- Public and Forest Lands
	16	(ii) Number of Seedlings planted on- Public and Forest Lands
12	17	Rural Roads constructed under Prime Minister Grameen Sadak Yojana (PMGSY)
13	18	Village electrified under Rajiv Gandhi Grameen Vidyutikaran Yojana (RGGVY)
14	19	Energising Pump sets and
15	20	Supply of Electricity

List of items where the concerned schemes are yet to be operationalised

(i) ***Quick and inexpensive justice–Gram Nyayalayas and Nyaya Panchayats¹***: Ministry of Panchayati Raj is consulting Central Ministries and States/UT Governments regarding draft bill on Nyaya Panchayats.

(ii) ***Sports for all in Rural and Urban Areas²***: The scheme titled “Nagar Palika Yuva Krida Aur Khel Abhiyan” for the development of sports infrastructure in urban areas is yet to be approved.

1. when operationalise it will be monitored under Point No. 2 *Jan Shakti (Power to People)* (Item 6)
2. when operationalise it will be monitored under Point No 13 *Yuva Vikas (Youth Development)* (Item 47)

PART - I

TWENTY POINT PROGRAMME - 2006

OVERALL PERFORMANCE ANALYSIS

Twenty Point Programme-2006

Progress Report* – (April - September 2013)

This monthly progress report of Twenty Point Programme-2006 consists of two parts: **Part-I** contains an analysis of the overall performance, whereas **Part-II** deals with item-wise performance.

2. The report is compiled on the basis of data received from the Central Nodal Ministries and State Governments/UT Administrations. The data is received either through web enabled software developed by National Informatics Centre (NIC) Cell in this Ministry or through fax/e-mail/post. The processing of data has been done in association with NIC Cell.
3. The analysis for the period **April-September 2013** shows that the performance under **twelve items** has been **‘Very Good’** (90% or above the targets). These items are:
 - (i) Individual Swarozgaries assisted under SGSY
 - (ii) Seedlings planted (Public and Forest Lands)
 - (iii) Area covered under Plantation (Public & Forest Lands)
 - (iv) SC Families assisted under SCA to SCSP & NSFDC
 - (v) SHGs provided Income Generating Activities under SGSY
 - (vi) Pumpsets energized
 - (vii) Urban Poor Families assisted under Seven Point Charter
 - (viii) Road constructed under Prime minister Grameen Sadak Yojana (PMGSY)
 - (ix) ICDS Blocks operational (Cum.)
 - (x) Anganwadis Functional (Cum.)
 - (xi) Houses constructed under Indira Aawas Yojana (IAY) and
 - (xii) Supply of Electricity
4. There are **two** items in the category of **‘Good’** (80% to 90% of target).
 - (i) Food Security: Targeted Public Distribution System only for BPL
 - (ii) Food Security: Targeted Public Distribution System only for AAY
5. The performance of **six items** has been **‘Poor’** (below 80% of target). These items are:
 - (i) Villages electrified under Rajiv Gandhi Grameen Vidyutikaran Yojana
 - (ii) Food Security: Targeted Public Distribution System for (APL+ BPL+AAY)
 - (iii) Habitations Covered (partially & Slipped Back) – NRDWP
 - (iv) Houses constructed under EWS/LIG
 - (v) Coverage of water quality affected habitations – NRDWP
 - (vi) SC students assisted under post matric scholarship
6. Some of items under TPP-2006 namely *Mahatma Gandhi National Rural Employment Guarantee Scheme (MGNREGS)*, *Self help Groups formed under SGSY*, *Sanitation Programme in Rural Area* and *Institutional Delivery* are demand driven and no targets are assigned by concerned nodal Ministries whereas for items like *Distribution of Wasteland to the landless* and *Minimum Wages Enforcement (including Farm Labour)*, concerned administrative Ministries are not in position to provide State/UT-wise targets; as such all these items are being monitored on monthly basis without any targets. The item ‘SC families assisted’ has been bifurcated and w.e.f. September 2013 is monitored on two parameters. In items where quarterly/ annual targets have been provided by the Ministries concerned, monthly targets have been worked out on prorata basis.

* Based on monthly monitored 20 Parameters.

HIGHLIGHTS OF PERFORMANCE

Sl. No.	Item	Achievement for April-September 2013
1- Employment Generated under MGNREGS.		
	(i) No. of Job cards issued	13.36 lakh *
	(ii) Employment generated	108.19 crore mandays
	(iii) Wages given	Rs.13161.42 crore
2- Swaranjayanti Gram Swarozgar Yojana (SGSY)		
	No. of Individual Swarozgaries assisted	1,94,654
3- Self help Groups		
	(i) No. of SHG formed	88,702
	(ii) No. of SHG to whom income generating activities provided under SGSY	1,19,962
4- Distribution of waste land to the landless		
	Land distributed	44,108 hectare
5- Minimum Wages Enforcement (Including Farm Labour)		
	(i) No. of Inspections made	NR
	(ii) No. of Irregularities detected	NR
	(iii) No. of Irregularities rectified	NR
	(iv) No. of Claims filed	NR
	(v) No. of Claims settled	NR
	(vi) No. of Prosecution cases pending	NR
	(vii) No. of Prosecution cases filed	NR
	(viii) No. of Prosecution cases decided	NR
6- Food Security: (i) TPDS (ii) AAY (iii) BPL		
	(i) Food Security: Targeted Public Distribution System (TPDS)	190.92 lakh tonnes
	(ii) Food Security: Antyodaya Anna Yojana (AAY)	43.35 lakh tonnes
	(iii) Food Security: Below Poverty Line (BPL)	74.71 lakh tonnes
7- Rural Housing-Indira Awaas Yojana		
	No. of Houses constructed	7.33 lakh
8- EWS/LIG Houses in Urban Areas		
	No. of Houses constructed	41,990

Contd.....

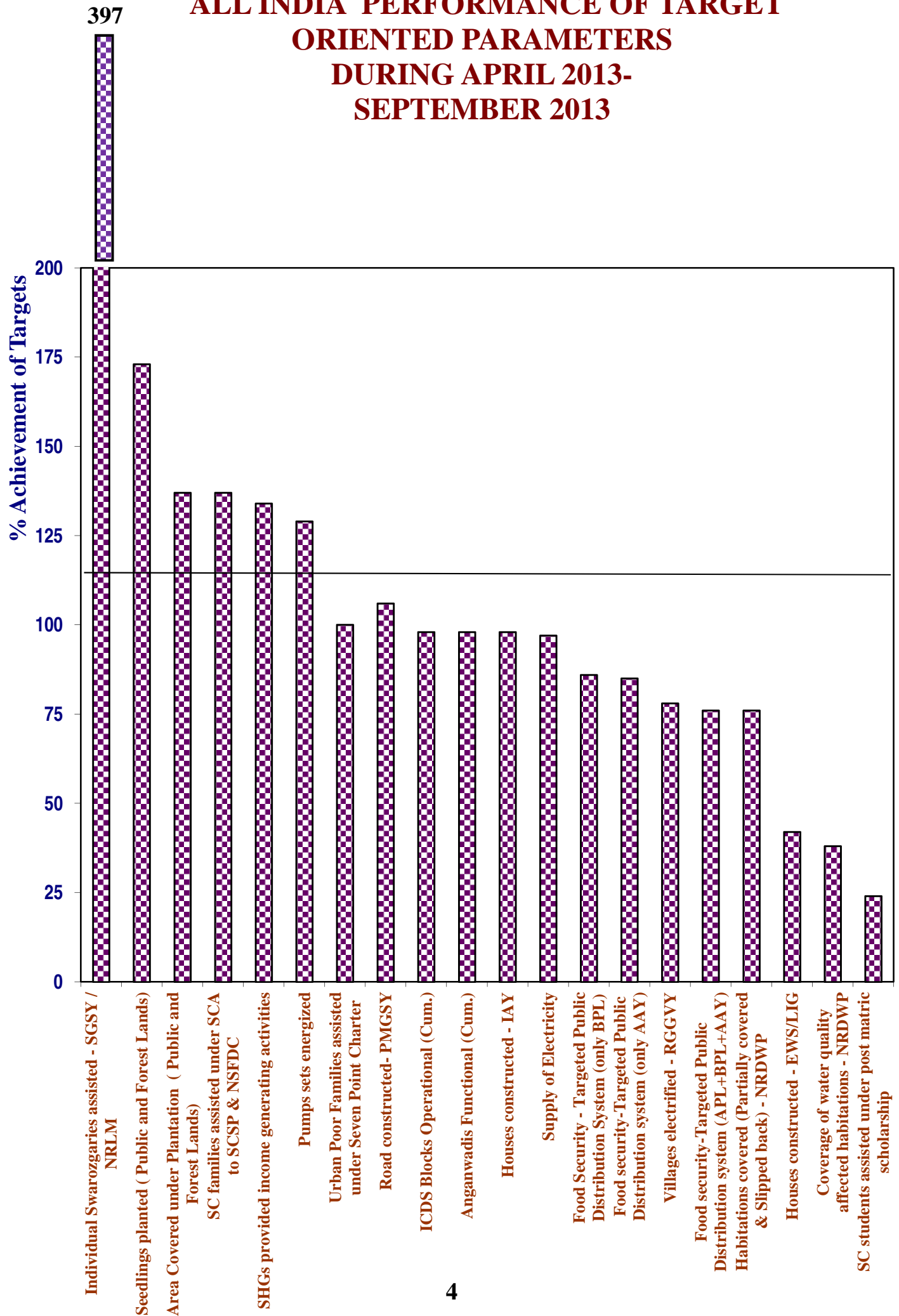
Sl. No.	Item	Achievement for April-September 2013
9- Rural Areas. - National Rural Drinking Water Programme-(NRDWP)		
	(i) Coverage of Habitations (Partially covered & Slipped back)- (NRDWP)	26,577
	(ii) Coverage of Water Quality Affected Habitations – (NRDWP)	2,900
10- Sanitation Programme in Rural Areas		
	No. of Individual household latrines constructed	16.28 lakh
11- Institutional Delivery		
	No. of Deliveries in Institutions	70.37 lakh
12- SC Families Assisted		
	(i) No. of SC Families assisted under SCA to SCSP & NSFDC	5.92 lakh
	(ii) No. of SC Students assisted under post matric scholarship	5.99 lakh
13- Universalisation of ICDS Schemes		
	No. of ICDS Blocks Operational (Cum.)	6,893
14- Functional Anganwadis		
	No. of Anganwadis Functional (Cum.)	13.21 lakh
15- Number of Urban poor families assisted under Seven Point Charter viz. land tenure, housing at affordable cost, water, sanitation, health, education, and social security.		
	No. of Poor Families assisted	1.49 lakh
16- Afforestation:		
	(i) Area covered under Plantation (Public and Forest Lands)	10,13,301 hectares
	(ii) No. of Seedlings planted (Public and Forest Lands)	83.11 crore
17- Rural Road- Prime Minister Grameen Sadak Yojana (PMGSY)		
	Length of Road constructed	9,393 Kms
18- Rajiv Gandhi Grameen Vidyutikaran Yojana (RGGVY)		
	No. of Villages electrified	934
19- Energized Pumps sets		
	No. of Pumps sets energized	2,25,805
20- Supply of Electricity		
	Electricity supplied	4.79 lakh Million Units(MU)

Note:- * Some of States are reporting cumulative performance since inception. These are now reconciled with the performance figures supplied by M/o Rural Development to set performance targets during April 2013- September 2013.

Progress report of three States and two Ministries i.e. Jharkhand, Madhya Pradesh & Mizoram and M/o Consumer Affairs, Food & P.D. and M/o Labour & Empowerment respectively, was not received till due date for the period being reported.

NR: Not Reported

ALL INDIA PERFORMANCE OF TARGET ORIENTED PARAMETERS DURING APRIL 2013- SEPTEMBER 2013



ACHIEVEMENT HIGHLIGHTS

PERFORMANCE DURING April to September 2013

The cumulative performance during April to September 2013 has been "Very Good" for 12 item(s), "Good" for 2 item(s), and "Poor" for 6 item(s).

A. "Very Good" Performance (90% or above of targets)

<u>S.No.</u>	<u>Items</u>	<u>% Achievement</u>
1	Individual Swarozgaries assisted - SGSY / NRLM	397
2	Seedlings planted (Public and Forest Lands)	173
3	Area Covered under Plantation (Public and Forest Lands)	137
4	SC families assisted under SCA to SCSP & NSFDC	137
5	SHGs provided income generating activities	134
6	Pumps sets energized	129
7	Urban Poor Families assisted under Seven Point Charter	100
8	Road constructed- PMGSY	106
9	ICDS Blocks Operational (Cum.)	98
10	Anganwadis Functional (Cum.)	98
11	Houses constructed - IAY	98
12	Supply of Electricity	97

B. "Good" Performance (80% to 90%)

13	Food Security - Targeted Public Distribution System (only BPL)	86
14	Food security-Targeted Public Distribution system (only AAY)	85

C. Areas of concern-where the performance is below 80%

15	Villages electrified - RGGVY	78
16	Food security-Targeted Public Distribution system (APL+BPL+AAY)	76
17	Habitations covered (Partially covered & Slipped back) - NRDWP	76
18	Houses constructed - EWS/LIG	42
19	Coverage of water quality affected habitations - NRDWP	38
20	SC students assisted under post matric scholarship	24

Table - A**Targets for 2013-2014 & April to September 2013 and achievements during the period April to September 2013****ALL INDIA PERFORMANCE**

Sl. No.	Item Description	Units	Targets		Achievements	% Achievements of Targets during April - September 2013
			2013-2014	April - September 2013	April - September 2013	
1	Individual Swarozgaries assisted - SGSY / NRLM	Number	98,101	48,995	1,94,654	397
2	SHGs provided income generating activities	Number	1,78,937	89,421	1,19,962	134
3	Food Security: Targeted Public Distribution System (TPDS)	Tonnes	-	2,49,71,092	1,90,92,240	76
4	Food Security: Antodaya Anna Yojana (AAY)	Tonnes	-	51,08,421	43,35,572	85
5	Food Security: Targeted Public Distribution System (Only BPL)	Tonnes	-	87,30,640	74,71,190	86
6	Houses constructed - IAY	Number	24,80,715	7,47,396	7,33,145	98
7	Houses constructed - EWS/LIG	Number	2,00,000	99,992	41,990	42
8	Habitations covered (Partially covered & Slipped back) - NRDWP	Number	1,16,493	34,940	26,080	76
9	Coverage of water quality affected habitations - NRDWP	Number	25,316	7,598	2,791	38
10	SC families assisted - under SCA to SCSP & NSFDC	Number	9,63,006	4,33,362	5,52,717	137
11	SC families assisted - SC students assisted under post matric scholarship	Number	55,00,531	24,75,240	5,99,670	24
12	ICDS Blocks Operational (Cum.)	Number	7,045	7,045	6,893	98
13	Anganwadis Functional (Cum.)	Number	13,52,078	13,52,078	13,21,174	98
14	Urban Poor Families assisted under Seven Point Charter	Number	3,00,000	1,49,986	1,39,959	100
15	Area Covered under Plantation (Public and Forest Lands)	Hectares	14,82,375	7,41,136	10,13,301	137
16	Seedlings planted (Public and Forest Lands)	Number	96,34,98,000	48,17,48,948	84,29,18,652	173
17	Road constructed - PMGSY	Kilometer	26,950	8,854	9,393	106
18	Villages electrified - RGGVY	Number	3,300	1,200	934	78
19	Pumps sets energized	Number	3,56,238	1,75,608	2,25,764	129
20	Electricity supplied	Million Units	-	4,97,119	4,79,725	97

Table - B

STATE-WISE PERFORMANCE DURING April to September 2013 (PERCENT ACHIEVEMENT)

S.No.	Description	ALL INDIA	AP	ARP	AS	BI	CHHA.	DELHI	GOA
1	Individual Swarozgaries assisted - SGSY / NRLM	397	983	0	0	2,357	0	NA	85
2	SHGs provided income generating activities	134	2,222	0	0	0	95	NA	97
3	Food security-Targeted Public Distribution system (APL+BPL+AAY)	76	59	84	83	91	80	79	96
4	Food security-Targeted Public Distribution system (only AAY)	85	68	89	83	96	83	55	100
5	Food Security - Targeted Public Distribution System (Only BPL)	86	66	88	83	97	83	76	99
6	Houses constructed - IAY	98	50	0	56	187	64	NA	190
7	Houses constructed - EWS/LIG	42	143	89	0	8	126	62	71
8	Habitations covered (Partially covered & Slipped back) - NRDWP	76	76	21	40	35	57	NA	NA
9	Coverage of water quality affected habitations - NRDWP	38	110	NA	39	34	18	NA	NA
10	SC families assisted - under SCA to SCSP & NSFDC	137	0	NA	60	3,580	1	875	0
11	SC families assisted - SC students assisted under post matric scholarship	24	NR	NA	NR	NR	341	NR	NR
12	ICDS Blocks Operational (Cum.)	98	103	98	100	100	100	100	100
13	Anganwadis Functional (Cum.)	98	100	99	100	100	90	99	100
14	Urban Poor Families assisted under Seven Point Charter	100	408	0	14	NA	0	0	NR
15	Area Covered under Plantation (Public and Forest Lands)	137	77	2	0	330	168	96	132
16	Seedlings planted (Public and Forest Lands)	173	122	2	0	2	231	95	279
17	Road constructed- PMGSY	106	32	53	176	100	68	NA	NA
18	Villages electrified - RGGVY	78	NA	90	47	54	45	NA	NA
19	Pumps sets energized	129	231	NA	NA	142	72	NA	162
20	Supply of Electricity	97	91	93	93	95	99	100	99

NA - Not Applicable NR - Not Reported

Table - B(Contd.)

STATE-WISE PERFORMANCE DURING April to September 2013 (PERCENT ACHIEVEMENT)

S.No.	Description	ALL INDIA	GUJ	HRY	HP	J&K	JHAR.	KAR	KER
1	Individual Swarozgaries assisted - SGSY / NRLM	397	NR	0	NR	122	62	27	NR
2	SHGs provided income generating activities	134	NR	0	NR	3	32	15	NR
3	Food security-Targeted Public Distribution system (APL+BPL+AAY)	76	59	56	79	85	70	91	88
4	Food security-Targeted Public Distribution system (only AAY)	85	97	76	83	82	93	91	88
5	Food Security - Targeted Public Distribution System (Only BPL)	86	91	77	69	81	93	86	90
6	Houses constructed - IAY	98	136	52	3	89	91	137	190
7	Houses constructed - EWS/LIG	42	25	5	NR	NR	50	310	9
8	Habitations covered (Partially covered & Slipped back) - NRDWP	76	293	74	152	44	121	71	36
9	Coverage of water quality affected habitations - NRDWP	38	92	100	NA	NA	13	33	19
10	SC families assisted - under SCA to SCSP & NSFDC	137	436	471	262	14	1,097	187	179
11	SC families assisted - SC students assisted under post matric scholarship	24	0	6	NR	NR	NR	34	84
12	ICDS Blocks Operational (Cum.)	98	100	100	100	100	96	100	100
13	Anganwadis Functional (Cum.)	98	101	100	100	100	100	100	100
14	Urban Poor Families assisted under Seven Point Charter	100	97	70	NR	NR	47	50	73
15	Area Covered under Plantation (Public and Forest Lands)	137	159	127	125	16	31	202	103
16	Seedlings planted (Public and Forest Lands)	173	160	163	125	27	76	286	117
17	Road constructed- PMGSY	106	542	44	128	119	81	433	147
18	Villages electrified - RGGVY	78	NA	NA	0	27	57	NA	NA
19	Pumps sets energized	129	148	92	176	NA	12	94	73
20	Supply of Electricity	97	100	99	98	75	97	88	96

NA - Not Applicable NR - Not Reported

Table - B(Contd.)

STATE-WISE PERFORMANCE DURING April to September 2013 (PERCENT ACHIEVEMENT)

S.No.	Description	ALL INDIA	MP	MAH	MANI	MEGH	MIZ	NAGA	ODIS.
1	Individual Swarozgaries assisted - SGSY / NRLM	397	50	2	NR	0	0	NR	0
2	SHGs provided income generating activities	134	18	58	NR	0	0	NR	0
3	Food security-Targeted Public Distribution system (APL+BPL+AAY)	76	82	74	85	84	80	99	78
4	Food security-Targeted Public Distribution system (only AAY)	85	82	79	86	83	78	90	85
5	Food Security - Targeted Public Distribution System (Only BPL)	86	104	83	84	83	79	93	84
6	Houses constructed - IAY	98	10	52	100	75	84	NR	83
7	Houses constructed - EWS/LIG	42	10	45	NR	0	0	NR	0
8	Habitations covered (Partially covered & Slipped back) - NRDWP	76	155	60	75	8	192	711	172
9	Coverage of water quality affected habitations - NRDWP	38	30	44	NA	0	NA	94	70
10	SC families assisted - under SCA to SCSP & NSFDC	137	113	37	NR	NA	NA	NA	50
11	SC families assisted - SC students assisted under post matric scholarship	24	NR	NR	0	NA	NA	NA	NR
12	ICDS Blocks Operational (Cum.)	98	100	100	100	100	100	100	100
13	Anganwadis Functional (Cum.)	98	100	90	93	100	100	100	99
14	Urban Poor Families assisted under Seven Point Charter	100	28	30	NR	0	0	NR	47
15	Area Covered under Plantation (Public and Forest Lands)	137	66	232	249	307	194	545	123
16	Seedlings planted (Public and Forest Lands)	173	66	307	252	3	186	689	232
17	Road constructed- PMGSY	106	56	171	231	275	467	254	81
18	Villages electrified - RGGVY	78	2,000	NA	0	35	0	33	77
19	Pumps sets energized	129	101	NA	NA	NA	NA	NA	259
20	Supply of Electricity	97	100	98	95	91	97	98	98

NA - Not Applicable NR - Not Reported

Table - B(Contd.)

STATE-WISE PERFORMANCE DURING April to September 2013 (PERCENT ACHIEVEMENT)

S.No.	Description	ALL INDIA	PUDU	PUN	RAJ	SIK	TN	TRI	UTTA.
1	Individual Swarozgaries assisted - SGSY / NRLM	397	NR	0	NR	0	0	NR	9
2	SHGs provided income generating activities	134	0	13	NR	0	0	0	14
3	Food security-Targeted Public Distribution system (APL+BPL+AAY)	76	73	60	82	87	72	94	84
4	Food security-Targeted Public Distribution system (only AAY)	85	87	61	81	99	96	92	81
5	Food Security - Targeted Public Distribution System (Only BPL)	86	79	80	83	72	90	99	87
6	Houses constructed - IAY	98	1	41	73	0	11	0	40
7	Houses constructed - EWS/LIG	42	3	0	53	33	15	93	0
8	Habitations covered (Partially covered & Slipped back) - NRDWP	76	0	64	48	38	13	1,956	111
9	Coverage of water quality affected habitations - NRDWP	38	NA	9	42	NA	7	79	NA
10	SC families assisted - under SCA to SCSP & NSFDC	137	168	0	25	949	30	5	95
11	SC families assisted - SC students assisted under post matric scholarship	24	NR	0	89	NR	62	NR	NR
12	ICDS Blocks Operational (Cum.)	98	100	100	100	100	100	100	100
13	Anganwadis Functional (Cum.)	98	100	100	98	100	99	100	92
14	Urban Poor Families assisted under Seven Point Charter	100	NR	5	172	2,473	45	956	20
15	Area Covered under Plantation (Public and Forest Lands)	137	126	273	225	27	73	154	189
16	Seedlings planted (Public and Forest Lands)	173	179	336	230	30	73	154	302
17	Road constructed- PMGSY	106	NA	562	174	72	145	161	73
18	Villages electrified - RGGVY	78	NA	NA	60	NA	NA	0	NA
19	Pumps sets energized	129	217	55	368	NA	95	NA	320
20	Supply of Electricity	97	99	98	100	100	93	94	96

NA - Not Applicable NR - Not Reported

Table - B(Contd.)

STATE-WISE PERFORMANCE DURING April to September 2013 (PERCENT ACHIEVEMENT)

S.No.	Description	ALL INDIA	UP	WB	A&N	CHND.	D&N	D&D	LAKSH
1	Individual Swarozgaries assisted - SGSY / NRLM	397	0	495	333	NA	100	0	0
2	SHGs provided income generating activities	134	0	52	120	NA	0	0	0
3	Food security-Targeted Public Distribution system (APL+BPL+AAY)	76	75	77	0	57	103	8	1
4	Food security-Targeted Public Distribution system (only AAY)	85	84	80	0	13	119	8	0
5	Food Security - Targeted Public Distribution System (Only BPL)	86	83	78	0	79	89	21	4
6	Houses constructed - IAY	98	86	52	25	NA	2	0	11
7	Houses constructed - EWS/LIG	42	1	21	0	0	0	NA	NA
8	Habitations covered (Partially covered & Slipped back) - NRDWP	76	0	135	NA	NA	NA	NA	NA
9	Coverage of water quality affected habitations - NRDWP	38	0	40	NA	NA	NA	NA	NA
10	SC families assisted - under SCA to SCSP & NSFDC	137	39	167	NA	153	NA	NA	NA
11	SC families assisted - SC students assisted under post matric scholarship	24	NR	NR	NA	NA	NA	NA	NA
12	ICDS Blocks Operational (Cum.)	98	97	78	100	100	100	100	100
13	Anganwadis Functional (Cum.)	98	98	95	100	100	100	98	100
14	Urban Poor Families assisted under Seven Point Charter	100	8	488	NR	12	0	NA	NA
15	Area Covered under Plantation (Public and Forest Lands)	137	190	86	92	310	0	175	156
16	Seedlings planted (Public and Forest Lands)	173	230	145	91	191	0	327	174
17	Road constructed- PMGSY	106	95	64	NA	NA	NA	NA	NA
18	Villages electrified - RGGVY	78	NA	0	NA	NA	NA	NA	NA
19	Pumps sets energized	129	39	440	NA	NA	NA	83	NA
20	Supply of Electricity	97	100	100	75	100	100	100	100

NA - Not Applicable NR - Not Reported

Table - C

Items in which the States/UTs performance is Very Good (90% and above),
Good (80% to 90%) and Poor (below 80%) during the period
April to September 2013

1. ANDHRA PRADESH

Very Good

Individual Swarozgaries assisted - SGSY / NRLM, SHGs provided income generating activities, Houses constructed - EWS/LIG, Coverage of water quality affected habitations - NRDWP, ICDS Blocks Operational (Cum.), Anganwadis Functional (Cum.), Urban Poor Families assisted under Seven Point Charter, Seedlings planted (Public and Forest Lands), Pumps sets energized, Electricity supplied

Poor

Food Security:Targeted Public Distribution System(TPDS), Food Security:Antodaya Anna Yojana(AAY), Food Security:Targeted Public Distribution System (Only BPL), Houses constructed - IAY, Habitations covered (Partially covered & Slipped back) - NRDWP, SC families assisted - under SCA to SCSP & NSFDC, SC families assisted - SC students assisted under post matric scholarship, Area Covered under Plantation (Public and Forest Lands), Road constructed- PMGSY

2. ARUNACHAL PRADESH

Very Good

ICDS Blocks Operational (Cum.), Anganwadis Functional (Cum.), Villages electrified - RGGVY, Electricity supplied

Good

Food Security:Targeted Public Distribution System(TPDS), Food Security:Antodaya Anna Yojana(AAY), Food Security:Targeted Public Distribution System (Only BPL), Houses constructed - EWS/LIG

Poor

Individual Swarozgaries assisted - SGSY / NRLM, SHGs provided income generating activities, Houses constructed - IAY, Habitations covered (Partially covered & Slipped back) - NRDWP, Urban Poor Families assisted under Seven Point Charter, Area Covered under Plantation (Public and Forest Lands), Seedlings planted (Public and Forest Lands), Road constructed- PMGSY

3. ASSAM

Very Good

ICDS Blocks Operational (Cum.), Anganwadis Functional (Cum.), Road constructed- PMGSY, Electricity supplied

Good

Food Security:Targeted Public Distribution System(TPDS), Food Security:Antodaya Anna Yojana(AAY), Food Security:Targeted Public Distribution System (Only BPL)

Poor

Individual Swarozgaries assisted - SGSY / NRLM, SHGs provided income generating activities, Houses constructed - IAY, Houses constructed - EWS/LIG, Habitations covered (Partially covered & Slipped back) - NRDWP, Coverage of water quality affected habitations - NRDWP, SC families assisted - under SCA to SCSP & NSFDC, SC families assisted - SC students assisted under post matric scholarship, Urban Poor Families assisted under Seven Point Charter, Area Covered under Plantation (Public and Forest Lands), Seedlings planted (Public and Forest Lands), Villages electrified - RGGVY

4. BIHAR

Very Good

Individual Swarozgaries assisted - SGSY / NRLM, Food Security:Targeted Public Distribution System(TPDS), Food Security:Antodaya Anna Yojana(AAY), Food Security:Targeted Public Distribution System (Only BPL), Houses constructed - IAY, SC families assisted - under SCA to SCSP & NSFDC, ICDS Blocks Operational (Cum.), Anganwadis Functional (Cum.), Area Covered under Plantation (Public and Forest Lands), Road constructed- PMGSY, Pumps sets energized, Electricity supplied

Poor

SHGs provided income generating activities, Houses constructed - EWS/LIG, Habitations covered (Partially covered & Slipped back) - NRDWP, Coverage of water quality affected habitations - NRDWP, SC families assisted - SC students assisted under post matric scholarship, Urban Poor Families assisted under Seven Point Charter, Seedlings planted (Public and Forest Lands), Villages electrified - RGGVY

5. CHHATISGARH

Very Good

SHGs provided income generating activities, Houses constructed - EWS/LIG, SC families assisted - SC students assisted under post matric scholarship, ICDS Blocks Operational (Cum.), Anganwadis Functional (Cum.), Area Covered under Plantation (Public and Forest Lands), Seedlings planted (Public and Forest Lands), Electricity supplied

Good

Food Security:Targeted Public Distribution System(TPDS), Food Security:Antodaya Anna Yojana(AAY), Food Security:Targeted Public Distribution System (Only BPL)

Poor

Individual Swarozgaries assisted - SGSY / NRLM, Houses constructed - IAY, Habitations covered (Partially covered & Slipped back) - NRDWP, Coverage of water quality affected habitations - NRDWP, SC families assisted - under SCA to SCSP & NSFDC, Urban Poor Families assisted under Seven Point Charter, Road constructed- PMGSY, Villages electrified - RGGVY, Pumps sets energized

6. DELHI

Very Good

SC families assisted - under SCA to SCSP & NSFDC, ICDS Blocks Operational (Cum.), Anganwadis Functional (Cum.), Area Covered under Plantation (Public and Forest Lands), Seedlings planted (Public and Forest Lands), Electricity supplied

Poor

Food Security:Targeted Public Distribution System(TPDS), Food Security:Antodaya Anna Yojana(AAY), Food Security:Targeted Public Distribution System (Only BPL), Houses constructed - EWS/LIG, SC families assisted - SC students assisted under post matric scholarship, Urban Poor Families assisted under Seven Point Charter

7. GOA

Very Good

SHGs provided income generating activities, Food Security:Targeted Public Distribution System(TPDS), Food Security:Antodaya Anna Yojana(AAY), Food Security:Targeted Public Distribution System (Only BPL), Houses constructed - IAY, ICDS Blocks Operational (Cum.), Anganwadis Functional (Cum.), Area Covered under Plantation (Public and Forest Lands), Seedlings planted (Public and Forest Lands), Pumps sets energized, Electricity supplied

Good

Individual Swarozgaries assisted - SGSY / NRLM

Poor

Houses constructed - EWS/LIG, SC families assisted - under SCA to SCSP & NSFDC, SC families assisted - SC students assisted under post matric scholarship, Urban Poor Families assisted under Seven Point Charter

8. GUJARAT

Very Good

Food Security:Antodaya Anna Yojana(AAY), Food Security:Targeted Public Distribution System (Only BPL), Houses constructed - IAY, Habitations covered (Partially covered & Slipped back) - NRDWP, Coverage of water quality affected habitations - NRDWP, SC families assisted - under SCA to SCSP & NSFDC, ICDS Blocks Operational (Cum.), Anganwadis Functional (Cum.), Urban Poor Families assisted under Seven Point Charter, Area Covered under Plantation (Public and Forest Lands), Seedlings planted (Public and Forest Lands), Road constructed- PMGSY, Pumps sets energized, Electricity supplied

Poor

Individual Swarozgaries assisted - SGSY / NRLM, SHGs provided income generating activities, Food Security:Targeted Public Distribution System(TPDS), Houses constructed - EWS/LIG, SC families assisted - SC students assisted under post matric scholarship

9. HARYANA

Very Good

Coverage of water quality affected habitations - NRDWP, SC families assisted - under SCA to SCSP & NSFDC, ICDS Blocks Operational (Cum.), Anganwadis Functional (Cum.), Area Covered under Plantation (Public and Forest Lands), Seedlings planted (Public and Forest Lands), Pumps sets energized, Electricity supplied

Poor

Individual Swarozgaries assisted - SGSY / NRLM, SHGs provided income generating activities, Food Security:Targeted Public Distribution System(TPDS), Food Security:Antodaya Anna Yojana(AAY), Food Security:Targeted Public Distribution System (Only BPL), Houses constructed - IAY, Houses constructed - EWS/LIG, Habitations covered (Partially covered & Slipped back) - NRDWP, SC families assisted - SC students assisted under post matric scholarship, Urban Poor Families assisted under Seven Point Charter, Road constructed- PMGSY

10. HIMACHAL PRADESH

Very Good

Habitations covered (Partially covered & Slipped back) - NRDWP, SC families assisted - under SCA to SCSP & NSFDC, ICDS Blocks Operational (Cum.), Anganwadis Functional (Cum.), Area Covered under Plantation (Public and Forest Lands), Seedlings planted (Public and Forest Lands), Road constructed- PMGSY, Pumps sets energized, Electricity supplied

Good

Food Security:Antodaya Anna Yojana(AAY)

Poor

Individual Swarozgaries assisted - SGSY / NRLM, SHGs provided income generating activities, Food Security:Targeted Public Distribution System(TPDS), Food Security:Targeted Public Distribution System (Only BPL), Houses constructed - IAY, Houses constructed - EWS/LIG, SC families assisted - SC students assisted under post matric scholarship, Urban Poor Families assisted under Seven Point Charter, Villages electrified - RGGVY

11. JAMMU AND KASHMIR

Very Good

Individual Swarozgaries assisted - SGSY / NRLM, ICDS Blocks Operational (Cum.), Anganwadis Functional (Cum.), Road constructed- PMGSY

Good

Food Security:Targeted Public Distribution System(TPDS), Food Security:Antodaya Anna Yojana(AAY), Food Security:Targeted Public Distribution System (Only BPL), Houses constructed - IAY

Poor

SHGs provided income generating activities, Houses constructed - EWS/LIG, Habitations covered (Partially covered & Slipped back) - NRDWP, Coverage of water quality affected habitations - NRDWP, SC families assisted - under SCA to SCSP & NSFDC, SC families assisted - SC students assisted under post matric scholarship, Urban Poor Families assisted under Seven Point Charter, Area Covered under Plantation (Public and Forest Lands), Seedlings planted (Public and Forest Lands), Villages electrified - RGGVY, Electricity supplied

12. JHARKHAND

Very Good

Food Security:Antodaya Anna Yojana(AAY), Food Security:Targeted Public Distribution System (Only BPL), Houses constructed - IAY, Habitations covered (Partially covered & Slipped back) - NRDWP, SC families assisted - under SCA to SCSP & NSFDC, ICDS Blocks Operational (Cum.), Anganwadis Functional (Cum.), Electricity supplied

Good

Road constructed- PMGSY

Poor

Individual Swarozgaries assisted - SGSY / NRLM, SHGs provided income generating activities, Food Security:Targeted Public Distribution System(TPDS), Houses constructed - EWS/LIG, Coverage of water quality affected habitations - NRDWP, SC families assisted - SC students assisted under post matric scholarship, Urban Poor Families assisted under Seven Point Charter, Area Covered under Plantation (Public and Forest Lands), Seedlings planted (Public and Forest Lands), Villages electrified - RGGVY, Pumps sets energized

13. KARNATAKA

Very Good

Food Security:Targeted Public Distribution System(TPDS), Food Security:Antodaya Anna Yojana(AAY), Houses constructed - IAY, Houses constructed - EWS/LIG, SC families assisted - under SCA to SCSP & NSFDC, ICDS Blocks Operational (Cum.), Anganwadis Functional (Cum.), Area Covered under Plantation (Public and Forest Lands), Seedlings planted (Public and Forest Lands), Road constructed- PMGSY, Pumps sets energized

Good

Food Security:Targeted Public Distribution System (Only BPL), Electricity supplied

Poor

Individual Swarozgaries assisted - SGSY / NRLM, SHGs provided income generating activities, Habitations covered (Partially covered & Slipped back) - NRDWP, Coverage of water quality affected habitations - NRDWP, SC families assisted - SC students assisted under post matric scholarship, Urban Poor Families assisted under Seven Point Charter

14. KERALA

Very Good

Food Security:Targeted Public Distribution System (Only BPL), Houses constructed - IAY, SC families assisted - under SCA to SCSP & NSFDC, ICDS Blocks Operational (Cum.), Anganwadis Functional (Cum.), Area Covered under Plantation (Public and Forest Lands), Seedlings planted (Public and Forest Lands), Road constructed- PMGSY, Electricity supplied

Good

Food Security:Targeted Public Distribution System(TPDS), Food Security:Antodaya Anna Yojana(AAY), SC families assisted - SC students assisted under post matric scholarship

Poor

Individual Swarozgaries assisted - SGSY / NRLM, SHGs provided income generating activities, Houses constructed - EWS/LIG, Habitations covered (Partially covered & Slipped back) - NRDWP, Coverage of water quality affected habitations - NRDWP, Urban Poor Families assisted under Seven Point Charter, Pumps sets energized

15. MADHYA PRADESH

Very Good

Food Security:Targeted Public Distribution System (Only BPL), Habitations covered (Partially covered & Slipped back) - NRDWP, SC families assisted - under SCA to SCSP & NSFDC, ICDS Blocks Operational (Cum.), Anganwadis Functional (Cum.), Villages electrified - RGGVY, Pumps sets energized, Electricity supplied

Good

Food Security:Targeted Public Distribution System(TPDS), Food Security:Antodaya Anna Yojana(AAY)

Poor

Individual Swarozgaries assisted - SGSY / NRLM, SHGs provided income generating activities, Houses constructed - IAY, Houses constructed - EWS/LIG, Coverage of water quality affected habitations - NRDWP, SC families assisted - SC students assisted under post matric scholarship, Urban Poor Families assisted under Seven Point Charter, Area Covered under Plantation (Public and Forest Lands), Seedlings planted (Public and Forest Lands), Road constructed- PMGSY

16. MAHARASHTRA

Very Good

ICDS Blocks Operational (Cum.), Anganwadis Functional (Cum.), Area Covered under Plantation (Public and Forest Lands), Seedlings planted (Public and Forest Lands), Road constructed- PMGSY, Electricity supplied

Good

Food Security:Targeted Public Distribution System (Only BPL)

Poor

Individual Swarozgaries assisted - SGSY / NRLM, SHGs provided income generating activities, Food Security:Targeted Public Distribution System(TPDS), Food Security:Antodaya Anna Yojana(AAY), Houses constructed - IAY, Houses constructed - EWS/LIG, Habitations covered (Partially covered & Slipped back) - NRDWP, Coverage of water quality affected habitations - NRDWP, SC families assisted - under SCA to SCSP & NSFDC, SC families assisted - SC students assisted under post matric scholarship, Urban Poor Families assisted under Seven Point Charter

17. MANIPUR

Very Good

Houses constructed - IAY, ICDS Blocks Operational (Cum.), Anganwadis Functional (Cum.), Area Covered under Plantation (Public and Forest Lands), Seedlings planted (Public and Forest Lands), Road constructed- PMGSY, Electricity supplied

Good

Food Security:Targeted Public Distribution System(TPDS), Food Security:Antodaya Anna Yojana(AAY), Food Security:Targeted Public Distribution System (Only BPL)

Poor

Individual Swarozgaries assisted - SGSY / NRLM, SHGs provided income generating activities, Houses constructed - EWS/LIG, Habitations covered (Partially covered & Slipped back) - NRDWP, SC families assisted - under SCA to SCSP & NSFDC, SC families assisted - SC students assisted under post matric scholarship, Urban Poor Families assisted under Seven Point Charter, Villages electrified - RGGVY

18. MEGHALAYA

Very Good

ICDS Blocks Operational (Cum.), Anganwadis Functional (Cum.), Area Covered under Plantation (Public and Forest Lands), Road constructed- PMGSY, Electricity supplied

Good

Food Security:Targeted Public Distribution System(TPDS), Food Security:Antodaya Anna Yojana(AAY), Food Security:Targeted Public Distribution System (Only BPL)

Poor

Individual Swarozgaries assisted - SGSY / NRLM, SHGs provided income generating activities, Houses constructed - IAY, Houses constructed - EWS/LIG, Habitations covered (Partially covered & Slipped back) - NRDWP, Coverage of water quality affected habitations - NRDWP, Urban Poor Families assisted under Seven Point Charter, Seedlings planted (Public and Forest Lands), Villages electrified - RGGVY

19. MIZORAM

Very Good

Habitations covered (Partially covered & Slipped back) - NRDWP, ICDS Blocks Operational (Cum.), Anganwadis Functional (Cum.), Area Covered under Plantation (Public and Forest Lands), Seedlings planted (Public and Forest Lands), Road constructed- PMGSY, Electricity supplied

Good

Food Security:Targeted Public Distribution System(TPDS), Houses constructed - IAY

Poor

Individual Swarozgaries assisted - SGSY / NRLM, SHGs provided income generating activities, Food Security:Antodaya Anna Yojana(AAY), Food Security:Targeted Public Distribution System (Only BPL), Houses constructed - EWS/LIG, Urban Poor Families assisted under Seven Point Charter, Villages electrified - RGGVY

20. NAGALAND

Very Good

Food Security:Targeted Public Distribution System(TPDS), Food Security:Antodaya Anna Yojana(AAY), Food Security:Targeted Public Distribution System (Only BPL), Habitations covered (Partially covered & Slipped back) - NRDWP, Coverage of water quality affected habitations - NRDWP, ICDS Blocks Operational (Cum.), Anganwadis Functional (Cum.), Area Covered under Plantation (Public and Forest Lands), Seedlings planted (Public and Forest Lands), Road constructed- PMGSY, Electricity supplied

Poor

Individual Swarozgaries assisted - SGSY / NRLM, SHGs provided income generating activities, Houses constructed - IAY, Houses constructed - EWS/LIG, Urban Poor Families assisted under Seven Point Charter, Villages electrified - RGGVY

21. ODISHA

Very Good

Habitations covered (Partially covered & Slipped back) - NRDWP, ICDS Blocks Operational (Cum.), Anganwadis Functional (Cum.), Area Covered under Plantation (Public and Forest Lands), Seedlings planted (Public and Forest Lands), Pumps sets energized, Electricity supplied

Good

Food Security:Antodaya Anna Yojana(AAY), Food Security:Targeted Public Distribution System (Only BPL), Houses constructed - IAY, Road constructed- PMGSY

Poor

Individual Swarozgaries assisted - SGSY / NRLM, SHGs provided income generating activities, Food Security:Targeted Public Distribution System(TPDS), Houses constructed - EWS/LIG, Coverage of water quality affected habitations - NRDWP, SC families assisted - under SCA to SCSP & NSFDC, SC families assisted - SC students assisted under post matric scholarship, Urban Poor Families assisted under Seven Point Charter, Villages electrified - RGGVY

22. PUDUCHERRY

Very Good

SC families assisted - under SCA to SCSP & NSFDC, ICDS Blocks Operational (Cum.), Anganwadis Functional (Cum.), Area Covered under Plantation (Public and Forest Lands), Seedlings planted (Public and Forest Lands), Pumps sets energized, Electricity supplied

Good

Food Security:Antodaya Anna Yojana(AAY)

Poor

Individual Swarozgaries assisted - SGSY / NRLM, SHGs provided income generating activities, Food Security:Targeted Public Distribution System(TPDS), Food Security:Targeted Public Distribution System (Only BPL), Houses constructed - IAY, Houses constructed - EWS/LIG, Habitations covered (Partially covered & Slipped back) - NRDWP, SC families assisted - SC students assisted under post matric scholarship, Urban Poor Families assisted under Seven Point Charter

23. PUNJAB

Very Good

ICDS Blocks Operational (Cum.), Anganwadis Functional (Cum.), Area Covered under Plantation (Public and Forest Lands), Seedlings planted (Public and Forest Lands), Road constructed- PMGSY, Electricity supplied

Good

Food Security:Targeted Public Distribution System (Only BPL)

Poor

Individual Swarozgaries assisted - SGSY / NRLM, SHGs provided income generating activities, Food Security:Targeted Public Distribution System(TPDS), Food Security:Antodaya Anna Yojana(AAY), Houses constructed - IAY, Houses constructed - EWS/LIG, Habitations covered (Partially covered & Slipped back) - NRDWP, Coverage of water quality affected habitations - NRDWP, SC families assisted - under SCA to SCSP & NSFDC, SC families assisted - SC students assisted under post matric scholarship, Urban Poor Families assisted under Seven Point Charter, Pumps sets energized

24. RAJASTHAN

Very Good

ICDS Blocks Operational (Cum.), Anganwadis Functional (Cum.), Urban Poor Families assisted under Seven Point Charter, Area Covered under Plantation (Public and Forest Lands), Seedlings planted (Public and Forest Lands), Road constructed- PMGSY, Pumps sets energized, Electricity supplied

Good

Food Security:Targeted Public Distribution System(TPDS), Food Security:Antodaya Anna Yojana(AAY), Food Security:Targeted Public Distribution System (Only BPL), SC families assisted - SC students assisted under post matric scholarship

Poor

Individual Swarozgaries assisted - SGSY / NRLM, SHGs provided income generating activities, Houses constructed - IAY, Houses constructed - EWS/LIG, Habitations covered (Partially covered & Slipped back) - NRDWP, Coverage of water quality affected habitations - NRDWP, SC families assisted - under SCA to SCSP & NSFDC, Villages electrified - RGGVY

25. SIKKIM

Very Good

Food Security:Antodaya Anna Yojana(AAY), SC families assisted - under SCA to SCSP & NSFDC, ICDS Blocks Operational (Cum.), Anganwadis Functional (Cum.), Urban Poor Families assisted under Seven Point Charter, Electricity supplied

Good

Food Security:Targeted Public Distribution System(TPDS)

Poor

Individual Swarozgaries assisted - SGSY / NRLM, SHGs provided income generating activities, Food Security:Targeted Public Distribution System (Only BPL), Houses constructed - IAY, Houses constructed - EWS/LIG, Habitations covered (Partially covered & Slipped back) - NRDWP, SC families assisted - SC students assisted under post matric scholarship, Area Covered under Plantation (Public and Forest Lands), Seedlings planted (Public and Forest Lands), Road constructed- PMGSY

26. TAMIL NADU

Very Good

Food Security:Antodaya Anna Yojana(AAY), Food Security:Targeted Public Distribution System (Only BPL), ICDS Blocks Operational (Cum.), Anganwadis Functional (Cum.), Road constructed- PMGSY, Pumps sets energized, Electricity supplied

Poor

Individual Swarozgaries assisted - SGSY / NRLM, SHGs provided income generating activities, Food Security:Targeted Public Distribution System(TPDS), Houses constructed - IAY, Houses constructed - EWS/LIG, Habitations covered (Partially covered & Slipped back) - NRDWP, Coverage of water quality affected habitations - NRDWP, SC families assisted - under SCA to SCSP & NSFDC, SC families assisted - SC students assisted under post matric scholarship, Urban Poor Families assisted under Seven Point Charter, Area Covered under Plantation (Public and Forest Lands), Seedlings planted (Public and Forest Lands)

27. TRIPURA

Very Good

Food Security:Targeted Public Distribution System(TPDS), Food Security:Antodaya Anna Yojana(AAY), Food Security:Targeted Public Distribution System (Only BPL), Houses constructed - EWS/LIG, Habitations covered (Partially covered & Slipped back) - NRDWP, ICDS Blocks Operational (Cum.), Anganwadis Functional (Cum.), Urban Poor Families assisted under Seven Point Charter, Area Covered under Plantation (Public and Forest Lands), Seedlings planted (Public and Forest Lands), Road constructed- PMGSY, Electricity supplied

Poor

Individual Swarozgaries assisted - SGSY / NRLM, SHGs provided income generating activities, Houses constructed - IAY, Coverage of water quality affected habitations - NRDWP, SC families assisted - under SCA to SCSP & NSFDC, SC families assisted - SC students assisted under post matric scholarship, Villages electrified - RGGVY

28. UTTARAKHAND

Very Good

Habitations covered (Partially covered & Slipped back) - NRDWP, SC families assisted - under SCA to SCSP & NSFDC, ICDS Blocks Operational (Cum.), Anganwadis Functional (Cum.), Area Covered under Plantation (Public and Forest Lands), Seedlings planted (Public and Forest Lands), Pumps sets energized, Electricity supplied

Good

Food Security:Targeted Public Distribution System(TPDS), Food Security:Antodaya Anna Yojana(AAY), Food Security:Targeted Public Distribution System (Only BPL)

Poor

Individual Swarozgaries assisted - SGSY / NRLM, SHGs provided income generating activities, Houses constructed - IAY, Houses constructed - EWS/LIG, SC families assisted - SC students assisted under post matric scholarship, Urban Poor Families assisted under Seven Point Charter, Road constructed- PMGSY

29. UTTAR PRADESH

Very Good

ICDS Blocks Operational (Cum.), Anganwadis Functional (Cum.), Area Covered under Plantation (Public and Forest Lands), Seedlings planted (Public and Forest Lands), Road constructed- PMGSY, Electricity supplied

Good

Food Security:Antodaya Anna Yojana(AAY), Food Security:Targeted Public Distribution System (Only BPL), Houses constructed - IAY

Poor

Individual Swarozgaries assisted - SGSY / NRLM, SHGs provided income generating activities, Food Security:Targeted Public Distribution System(TPDS), Houses constructed - EWS/LIG, Habitations covered (Partially covered & Slipped back) - NRDWP, Coverage of water quality affected habitations - NRDWP, SC families assisted - under SCA to SCSP & NSFDC, SC families assisted - SC students assisted under post matric scholarship, Urban Poor Families assisted under Seven Point Charter, Pumps sets energized

30. WEST BENGAL

Very Good

Individual Swarozgaries assisted - SGSY / NRLM, Anganwadis Functional (Cum.), Urban Poor Families assisted under Seven Point Charter, Seedlings planted (Public and Forest Lands), Pumps sets energized, Electricity supplied, Habitations covered (Partially covered & Slipped back) - NRDWP, SC families assisted - under SCA to SCSP & NSFDC

Good

Food Security:Antodaya Anna Yojana(AAY), Area Covered under Plantation (Public and Forest Lands)

Poor

SHGs provided income generating activities, Food Security:Targeted Public Distribution System(TPDS), Food Security:Targeted Public Distribution System (Only BPL), Houses constructed - IAY, Houses constructed - EWS/LIG, Coverage of water quality affected habitations - NRDWP, SC families assisted - SC students assisted under post matric scholarship, ICDS Blocks Operational (Cum.), Road constructed- PMGSY, Villages electrified - RGGVY

31. ANDAMAN AND NICOBAR ISLANDS

Very Good

Individual Swarozgaries assisted - SGSY / NRLM, SHGs provided income generating activities, ICDS Blocks Operational (Cum.), Anganwadis Functional (Cum.), Area Covered under Plantation (Public and Forest Lands), Seedlings planted (Public and Forest Lands)

Poor

Food Security:Targeted Public Distribution System(TPDS), Food Security:Antodaya Anna Yojana(AAY), Food Security:Targeted Public Distribution System (Only BPL), Houses constructed - IAY, Houses constructed - EWS/LIG, Urban Poor Families assisted under Seven Point Charter, Electricity supplied

32. CHANDIGARH

Very Good

SC families assisted - under SCA to SCSP & NSFDC, ICDS Blocks Operational (Cum.), Anganwadis Functional (Cum.), Area Covered under Plantation (Public and Forest Lands), Seedlings planted (Public and Forest Lands), Electricity supplied

Poor

Food Security:Targeted Public Distribution System(TPDS), Food Security:Antodaya Anna Yojana(AAY), Food Security:Targeted Public Distribution System (Only BPL), Houses constructed - EWS/LIG, Urban Poor Families assisted under Seven Point Charter

33. DADRA AND NAGAR HAVELI

Very Good

Individual Swarozgaries assisted - SGSY / NRLM, Food Security:Targeted Public Distribution System(TPDS), Food Security:Antodaya Anna Yojana(AAY), ICDS Blocks Operational (Cum.), Anganwadis Functional (Cum.), Electricity supplied

Good

Food Security:Targeted Public Distribution System (Only BPL)

Poor

SHGs provided income generating activities, Houses constructed - IAY, Houses constructed - EWS/LIG, Urban Poor Families assisted under Seven Point Charter, Area Covered under Plantation (Public and Forest Lands), Seedlings planted (Public and Forest Lands)

34. DAMAN AND DIU

Very Good

ICDS Blocks Operational (Cum.), Anganwadis Functional (Cum.), Area Covered under Plantation (Public and Forest Lands), Seedlings planted (Public and Forest Lands), Electricity supplied

Good

Pumps sets energized

Poor

Individual Swarozgaries assisted - SGSY / NRLM, SHGs provided income generating activities, Food Security:Targeted Public Distribution System(TPDS), Food Security:Antodaya Anna Yojana(AAY), Food Security:Targeted Public Distribution System (Only BPL), Houses constructed - IAY

35. LAKSHADWEEP

Very Good

ICDS Blocks Operational (Cum.), Anganwadis Functional (Cum.), Area Covered under Plantation (Public and Forest Lands), Seedlings planted (Public and Forest Lands), Electricity supplied

Poor

Individual Swarozgaries assisted - SGSY / NRLM, SHGs provided income generating activities, Food Security:Targeted Public Distribution System(TPDS), Food Security:Antodaya Anna Yojana(AAY), Food Security:Targeted Public Distribution System (Only BPL), Houses constructed - IAY

PART - II

TWENTY POINT PROGRAMME - 2006

ITEM-WISE PERFORMANCE TABLES

Table - 1

Employment generation under the NREG Scheme

Sl. No.	State/UT Name	No. of job cards issued (Number) April 2013- September 2013	Employment generated (Number) April 2013- September 2013	Wages given (Rupees) April 2013- September 2013
(1)	(2)	(3)	(4)	(5)
1	ANDHRA PRADESH	2,41,157	22,70,87,000	25488006000
2	ARUNACHAL PRADESH	10,435 *	0	0
3	ASSAM	43,887	94,57,000	1,66,97,60,000
4	BIHAR	0 @	3,63,08,000	5,03,88,82,400
5	CHHATISGARH	0	5,47,79,000	7,95,79,05,000
6	DELHI	0	0	0
7	GOA	373	23,411	38,43,000
8	GUJARAT	29,001 #	94,85,000	1,10,97,90,000
9	HARYANA	24,957	61,49,000	1,06,02,82,000
10	HIMACHAL PRADESH	14,169	98,00,000	1,54,55,49,000
11	JAMMU AND KASHMIR	67,770 #	1,07,46,356	2,23,14,03,000
12	JHARKHAND	11592 #	1,96,34,040 #	2,70,33,19,662 #
13	KARNATAKA	84,687	99,94,000	7,89,98,15,000
14	KERALA	1,29,306	2,02,87,485	3,89,28,73,000
15	MADHYA PRADESH	0 #	12,88,53,000 #	16,62,01,000 #
16	MAHARASHTRA	68,280	2,82,82,652	4,66,43,73,000
17	MANIPUR	25,749	38,13,000	41,23,96,000
18	MEGHALAYA	24,832	41,51,000	75,20,07,000
19	MIZORAM	11535 *	17,82,881 #	26,38,66,700 #
20	NAGALAND	13544 *	0	0
21	ODISHA	51,874	2,86,92,000	4,01,65,95,000
22	PUDUCHERRY	1,699	5,17,200	7,30,31,000
23	PUNJAB	44,740	31,70,000	50,65,59,000
24	RAJASTHAN	0 @	9,79,95,000	11,04,65,36,000
25	SIKKIM	1976 *	13,04,087	17,78,58,000
26	TAMIL NADU	3,55,807	21,97,25,000	21,46,59,07,000
27	TRIPURA	13,553	1,30,97,460	1,72,38,59,000
28	UTTARAKHAND	8,768	1,02,87,460	1,43,04,36,000
29	UTTAR PRADESH	0	9,33,69,000	13,98,67,00,000
30	WEST BENGAL	55981 #	32735000 #	10246133000 #
31	ANDAMAN AND NICOBAR ISLANDS	812	3,54,681	7,45,44,000
32	CHANDIGARH	0	0	0
33	DADRA AND NAGAR HAVELI	33	7,577	32,09,000
34	DAMAN AND DIU	0	0	0
35	LAKSHADWEEP	139	17,500	26,13,000
Grand Total		1336656	1081904790	131614251762

Note: * The figures have been reconciled with that of Ministry of Rural Development

Previous month figures have been repeated due to wide variation.

@ Both State and M/o Rural Development have provided negative figure therefore zero figure has been considered

Table - 2(A)

**Swaranjayanti Gram Swarojgar Yojana / NRLM
Individual Swarozgaries assisted
(Unit: Number)**

		<u>Target Δ</u>		Achievement	Percent Achievement
Sl. No.	State/UT Name	2013-2014	April 2013- September 2013	April 2013- September 2013	April 2013- September 2013
(1)	(2)	(3)	(4)	(5)	(5)/(4)
1	ANDHRA PRADESH	5,283	2,640	25,963	983
2	ARUNACHAL PRADESH	236	117	0	0
3	ASSAM	6,134	3,066	0	0
4	BIHAR	12,568	6,282	1,48,052 #	2,357
5	CHHATISGARH	2,791	1,395	0	0
6	GOA	72	27	23	85
7	GUJARAT	1,989	993	NR	0
8	HARYANA	1,170	582	0	0
9	HIMACHAL PRADESH	493	246	NR	0
10	JAMMU AND KASHMIR	610	304	372	122
11	JHARKHAND	4,739	2,369	1470 #	62
12	KARNATAKA	3,990	1,994	538	27
13	KERALA	1,790	894	NR	0
14	MADHYA PRADESH	5,980	2,988	1488 #	50
15	MAHARASHTRA	7,886	3,942	87	2
16	MANIPUR	411	204	NR	0
17	MEGHALAYA	461	228	0	0
18	MIZORAM	106	52	0 #	0
19	NAGALAND	316	157	NR	0
20	ODISHA	6,043	3,019	0	0
21	PUDUCHERRY	94	46	NR	0
22	PUNJAB	569	282	0	0
23	RAJASTHAN	3,029	1,512	NR	0
24	SIKKIM	119	59	0	0
25	TAMIL NADU	4,672	2,334	0	0
26	TRIPURA	742	371	NR	0
27	UTTARAKHAND	953	474	41	9
28	UTTAR PRADESH	18,104	9,050	0	0
29	WEST BENGAL	6,715	3,355	16607 #	495
30	ANDAMAN AND NICOBAR ISLANDS	9	3	10	333
31	DADRA AND NAGAR HAVELI	9	3	3	100
32	DAMAN AND DIU	9	4	0	0
33	LAKSHADWEEP	9	3	0	0
Grand Total		98,101	48,995	1,94,654	397

Very Good:(90% or above of targets)

ANDHRA PRADESH, BIHAR, JAMMU AND KASHMIR, WEST BENGAL, ANDAMAN AND NICOBAR ISLANDS,
DADRA AND NAGAR HAVELI

Good:(Between 80% to 90% targets)

GOA

Poor:(Below 80% of targets)

ARUNACHAL PRADESH, ASSAM, CHHATISGARH, GUJARAT, HARYANA, HIMACHAL PRADESH,
JHARKHAND, KARNATAKA, KERALA, MADHYA PRADESH, MAHARASHTRA, MANIPUR, MEGHALAYA,
MIZORAM, NAGALAND, ODISHA, PUDUCHERRY, PUNJAB, RAJASTHAN, SIKKIM, TAMIL NADU, TRIPURA,
UTTARAKHAND, UTTAR PRADESH, DAMAN AND DIU, LAKSHADWEEP

Note: Δ Previous year targets have been repeated provisionally

Previous month figures have been repeated

Swaranjyanti Gram Swarojgar Yojana (SGSY)

Individual Swarozgaries Assisted

% Achievement of Target

During April 2013 - September 2013

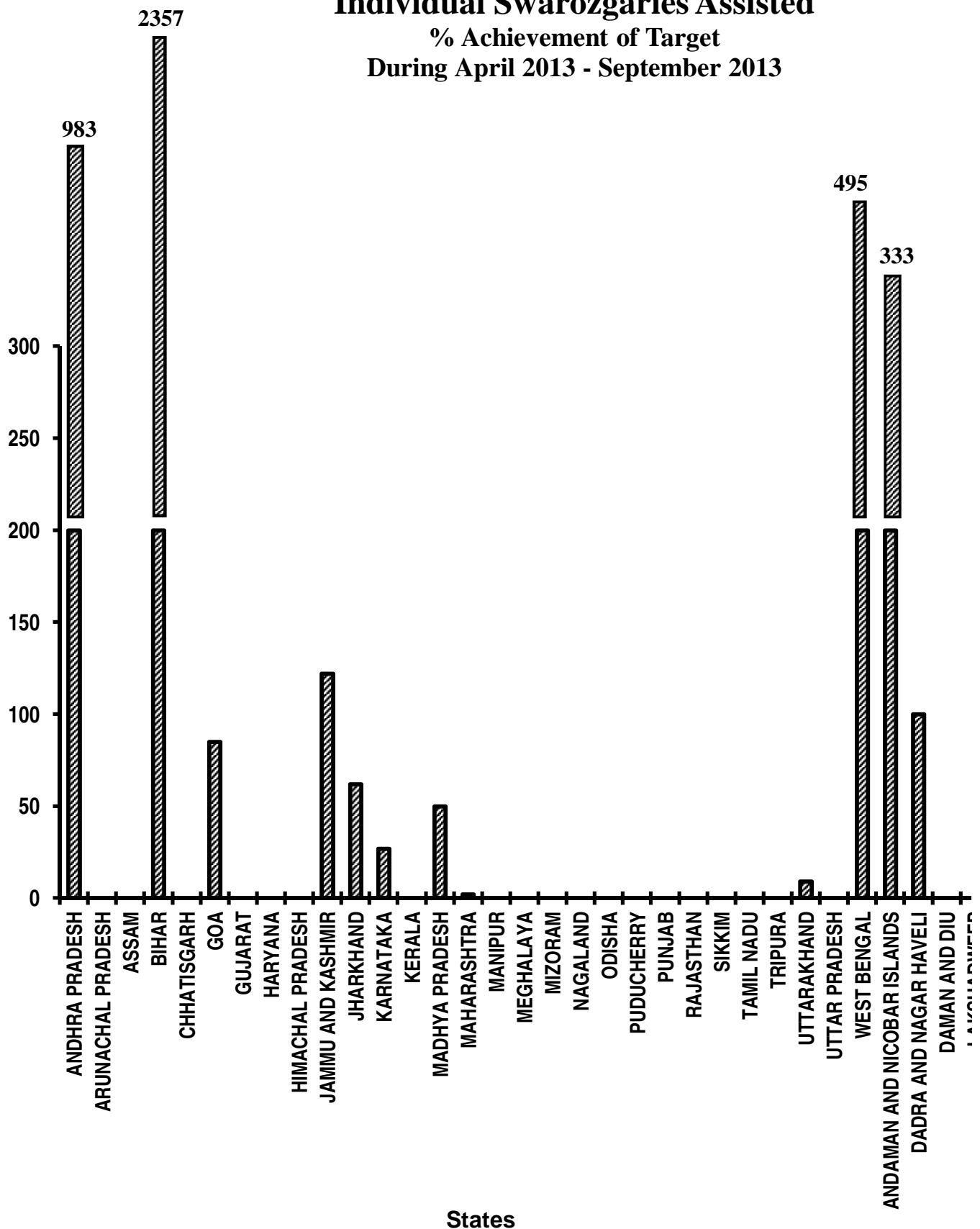


Table - 2(B)

Swaranjayanti Gram Swarozgar Yojana / NRLM

Sl. No.	State/UT Name	Individual SC Swarozgaries assisted (Number) April 2013-September 2013	Individual ST Swarozgaries assisted (Number) April 2013-September 2013	Individual Women Swarozgaries assisted (Number) April 2013-September 2013	Individual Disabled Swarozgaries assisted (Number) April 2013-September 2013
(1)	(2)	(3)	(4)	(5)	(6)
1	ANDHRA PRADESH	18,956	4,265	2,665	77
2	ARUNACHAL PRADESH	0	0	0	0
3	ASSAM	0	0	0	0
4	BIHAR	1,56,935	11,501	5,06,971	0
5	CHHATISGARH	0	0	0	0
6	GOA	0	5	14	0
7	GUJARAT	NR	NR	NR	NR
8	HARYANA	0	0	0	0
9	HIMACHAL PRADESH	NR	NR	NR	NR
10	JAMMU AND KASHMIR	1	88	56	6
11	JHARKHAND	472 #	829 #	358 #	8 #
12	KARNATAKA	123	58	192	497
13	KERALA	NR	NR	NR	NR
14	MADHYA PRADESH	169 #	358 #	1108 #	11 #
15	MAHARASHTRA	24	12	11	0
16	MANIPUR	NR	NR	NR	NR
17	MEGHALAYA	0	0	0	0
18	MIZORAM	0	0	0	0
19	NAGALAND	NR	NR	NR	NR
20	ODISHA	0	0	0	0
21	PUDUCHERRY	NR	NR	NR	NR
22	PUNJAB	0	0	0	0
23	RAJASTHAN	NR	NR	NR	NR
24	SIKKIM	0	0	0	0
25	TAMIL NADU	0	0	0	0
26	TRIPURA	NR	NR	NR	NR
27	UTTARAKHAND	39	2	16	0
28	UTTAR PRADESH	0	0	0	0
29	WEST BENGAL	5572 #	1243 #	15733 #	0 #
30	ANDAMAN AND NICOBAR ISLANDS	0	7	3	0
31	DADRA AND NAGAR HAVELI	0	3	0	0
32	DAMAN AND DIU	0	5	2	0
33	LAKSHADWEEP	0	0	0	0
Grand Total		1,82,291	18,376	5,27,129	599

Note: # Previous month figures have been repeated

Table - 3(A)

Self Help Groups (SHG)
(Unit: Number)

		Formed under SGSY (Number) April 2013- September 2013
Sl. No.	State/UT Name	
(1)	(2)	(3)
1	ANDHRA PRADESH	7,226
2	ARUNACHAL PRADESH	0
3	ASSAM	0
4	BIHAR	37,810
5	CHHATISGARH	4,023
6	DELHI	0
7	GOA	24
8	GUJARAT	0
9	HARYANA	450
10	HIMACHAL PRADESH	0
11	JAMMU AND KASHMIR	205
12	JHARKHAND	1502 #
13	KARNATAKA	1,288
14	KERALA	0
15	MADHYA PRADESH	2231 #
16	MAHARASHTRA	294
17	MANIPUR	32
18	MEGHALAYA	0
19	MIZORAM	0 #
20	NAGALAND	0
21	ODISHA	28,405
22	PUDUCHERRY	6
23	PUNJAB	73
24	RAJASTHAN	0
25	SIKKIM	56
26	TAMIL NADU	0
27	TRIPURA	0
28	UTTARAKHAND	247
29	UTTAR PRADESH	0
30	WEST BENGAL	4826 #
31	ANDAMAN AND NICOBAR ISLANDS	3
32	CHANDIGARH	0
33	DADRA AND NAGAR HAVELI	1
34	DAMAN AND DIU	0
35	LAKSHADWEEP	0
Grand Total		88,702

Note: # Previous month figures have been repeated

Table - 3(B)

Self Help Groups (SHG)
To whom income generating activities provided
(Unit: Number)

Sl. No.	State/UT Name	Target Δ		Achievement	Percent Achievement
		2013-2014	April 2013-September 2013	April 2013-September 2013	April 2013-September 2013
(1)	(2)	(3)	(4)	(5)	(5)/(4)
1	ANDHRA PRADESH	9,637	4,818	1,07,054	2,222
2	ARUNACHAL PRADESH	430	214	0	0
3	ASSAM	11,189	5,592	0	0
4	BIHAR	22,924	11,460	0	0
5	CHHATISGARH	5,092	2,542	2,419	95
6	GOA	136	66	64	97
7	GUJARAT	3,627	1,812	NR	0
8	HARYANA	2,134	1,066	0	0
9	HIMACHAL PRADESH	899	450	NR	0
10	JAMMU AND KASHMIR	1,113	555	17	3
11	JHARKHAND	8,644	4,320	1375 #	32
12	KARNATAKA	7,277	3,638	538	15
13	KERALA	3,265	1,632	NR	0
14	MADHYA PRADESH	10,908	5,454	962 #	18
15	MAHARASHTRA	14,384	7,191	4,181	58
16	MANIPUR	750	375	NR	0
17	MEGHALAYA	840	420	0	0
18	MIZORAM	194	96	0 #	0
19	NAGALAND	576	288	NR	0
20	ODISHA	11,022	5,508	0	0
21	PUDUCHERRY	171	84	NR	0
22	PUNJAB	1,037	516	66	13
23	RAJASTHAN	5,525	2,760	NR	0
24	SIKKIM	216	108	0	0
25	TAMIL NADU	8,521	4,260	0	0
26	TRIPURA	1,354	676	0	0
27	UTTARAKHAND	1,738	868	124	14
28	UTTAR PRADESH	33,021	16,509	0	0
29	WEST BENGAL	12,249	6,123	3156 #	52
30	ANDAMAN AND NICOBAR ISLANDS	16	5	6	120
31	DADRA AND NAGAR HAVELI	16	5	0	0
32	DAMAN AND DIU	16	5	0	0
33	LAKSHADWEEP	16	5	0	0
Grand Total		1,78,937	89,421	1,19,962	134

Very Good: (90% or above of targets)

ANDHRA PRADESH, CHHATISGARH, GOA, ANDAMAN AND NICOBAR ISLANDS

Poor: (Below 80% of targets)

ARUNACHAL PRADESH, ASSAM, BIHAR, GUJARAT, HARYANA, HIMACHAL PRADESH, JAMMU AND KASHMIR, JHARKHAND, KARNATAKA, KERALA, MADHYA PRADESH, MAHARASHTRA, MANIPUR, MEGHALAYA, MIZORAM, NAGALAND, ODISHA, PUDUCHERRY, PUNJAB, RAJASTHAN, SIKKIM, TAMIL NADU, TRIPURA, UTTARAKHAND, UTTAR PRADESH, WEST BENGAL, DADRA AND NAGAR HAVELI, DAMAN AND DIU, LAKSHADWEEP

Note: Δ Previous year targets have been repeated provisionally

Previous month figures have been repeated

Self Help Groups (SHG)

To whom income generating activities provided

% Achievement of Target

During April 2013 - September 2013

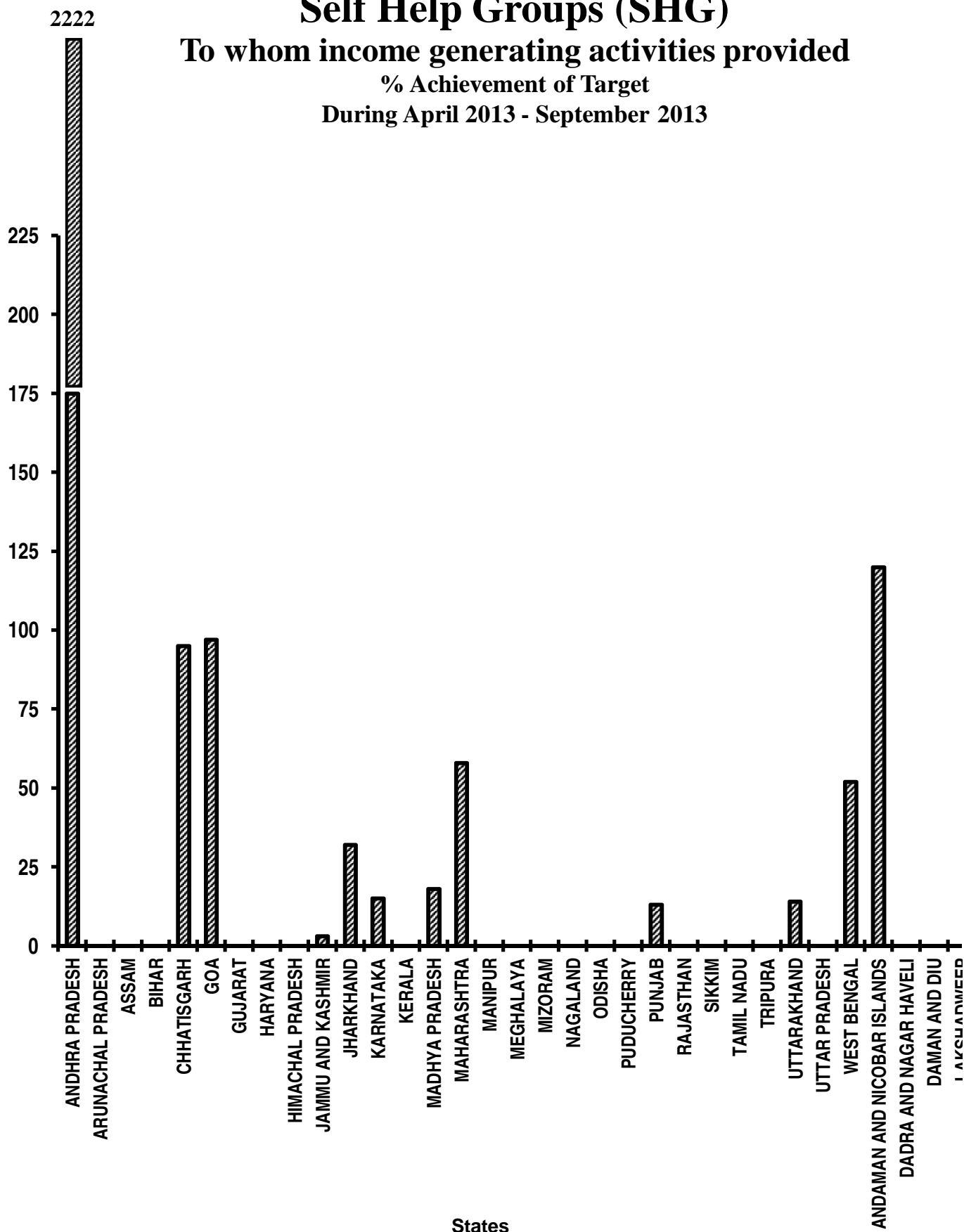


Table - 4(A)

**Distribution of waste land to the landless
(Unit: Hectare)**

		Total Land Distributed (Hectare) April 2013- September 2013
Sl. No.	State/UT Name	
(1)	(2)	(3)
1	ANDHRA PRADESH	6,374
2	ARUNACHAL PRADESH	0
3	ASSAM	0
4	BIHAR	36
5	CHHATISGARH	27,452
6	DELHI	0
7	GOA	0
8	GUJARAT	0
9	HARYANA	0
10	JAMMU AND KASHMIR	0
11	JHARKHAND	20 #
12	KARNATAKA	0
13	KERALA	0
14	MADHYA PRADESH	0 #
15	MAHARASHTRA	0
16	MANIPUR	0
17	MEGHALAYA	0
18	MIZORAM	0 #
19	NAGALAND	0
20	ODISHA	6,397
21	PUDUCHERRY	0
22	PUNJAB	0
23	RAJASTHAN	0
24	SIKKIM	0
25	TAMIL NADU	0
26	TRIPURA	0
27	UTTARAKHAND	0
28	UTTAR PRADESH	887
29	WEST BENGAL	2942 #
30	ANDAMAN AND NICOBAR ISLANDS	0
31	CHANDIGARH	0
32	DADRA AND NAGAR HAVELI	0
33	DAMAN AND DIU	0
34	LAKSHADWEEP	0
Grand Total		44,108

Note: # Previous month figures have been repeated

Table - 4(B)

Distribution of waste land to the landless

Sl. No.	State/UT Name	Land Distributed to SC	Land Distributed to ST	Land Distributed to Others
		(Hectare) April 2013- September 2013	(Hectare) April 2013- September 2013	(Hectare) April 2013- September 2013
(1)	(2)	(3)	(4)	(5)
1	ANDHRA PRADESH	0	0	0
2	ARUNACHAL PRADESH	0	0	0
3	ASSAM	0	0	0
4	BIHAR	39	0	0
5	CHHATISGARH	6,057	9,578	11,817
6	DELHI	0	0	0
7	GOA	0	0	0
8	GUJARAT	0	0	0
9	HARYANA	0	0	0
10	JAMMU AND KASHMIR	0	0	0
11	JHARKHAND	6 #	5 #	9 #
12	KARNATAKA	0	0	0
13	KERALA	0	0	0
14	MADHYA PRADESH	0 #	0 #	0 #
15	MAHARASHTRA	0	0	0
16	MANIPUR	0	0	0
17	MEGHALAYA	0	0	0
18	MIZORAM	0 #	0 #	0 #
19	NAGALAND	0	0	0
20	ODISHA	695	5,074	628
21	PUDUCHERRY	0	0	0
22	PUNJAB	0	0	0
23	RAJASTHAN	0	0	0
24	SIKKIM	0	0	0
25	TAMIL NADU	0	0	0
26	TRIPURA	0	0	0
27	UTTARAKHAND	0	0	0
28	UTTAR PRADESH	385	0	502
29	WEST BENGAL	54 #	60 #	2828 #
30	ANDAMAN AND NICOBAR ISLANDS	0	0	0
31	CHANDIGARH	0	0	0
32	DADRA AND NAGAR HAVELI	0	0	0
33	DAMAN AND DIU	0	0	0
34	LAKSHADWEEP	0	0	0
Grand Total		7,236	14,717	15,784

Note: # Previous month figures have been repeated

Table - 5(A)

Minimum Wages Enforcement (including Farm Labour)

Sl. No.	State/UT Name	Agriculture and Farm Workers: Inspections made (Number) April 2013-September 2013	Agriculture and Farm Workers: Irregularities detected (Number) April 2013-September 2013	Agriculture and Farm Workers: Irregularities rectified (Number) April 2013-September 2013
		(3)	(4)	(5)
1	ANDHRA PRADESH	NR	NR	NR
2	ARUNACHAL PRADESH	NR	NR	NR
3	ASSAM	NR	NR	NR
4	BIHAR	NR	NR	NR
5	CHHATISGARH	NR	NR	NR
6	DELHI	NR	NR	NR
7	GOA	NR	NR	NR
8	GUJARAT	NR	NR	NR
9	HARYANA	NR	NR	NR
10	HIMACHAL PRADESH	NR	NR	NR
11	JAMMU AND KASHMIR	NR	NR	NR
12	JHARKHAND	NR	NR	NR
13	KARNATAKA	NR	NR	NR
14	KERALA	NR	NR	NR
15	MADHYA PRADESH	NR	NR	NR
16	MAHARASHTRA	NR	NR	NR
17	MANIPUR	NR	NR	NR
18	MEGHALAYA	NR	NR	NR
19	MIZORAM	NR	NR	NR
20	NAGALAND	NR	NR	NR
21	ODISHA	NR	NR	NR
22	PUDUCHERRY	NR	NR	NR
23	PUNJAB	NR	NR	NR
24	RAJASTHAN	NR	NR	NR
25	SIKKIM	NR	NR	NR
26	TAMIL NADU	NR	NR	NR
27	TRIPURA	NR	NR	NR
28	UTTARAKHAND	NR	NR	NR
29	UTTAR PRADESH	NR	NR	NR
30	WEST BENGAL	NR	NR	NR
31	ANDAMAN AND NICOBAR ISLANDS	NR	NR	NR
32	CHANDIGARH	NR	NR	NR
33	DADRA AND NAGAR HAVELI	NR	NR	NR
34	DAMAN AND DIU	NR	NR	NR
35	LAKSHADWEEP	NR	NR	NR
Grand Total		0	0	0

Note: Ministry of Labour & Empowerment has not so far provided information in the current year, consequently the State values have been adopted as zero.

Table - 5(B)

Minimum Wages Enforcement (including Farm Labour)
(Unit: Number)

Sl. No.	State/UT Name	Agriculture and Farm Workers: Claims filed (Number) April 2013-September 2013	Agriculture and Farm Workers: Claims settled (Number) April 2013-September 2013
(1)	(2)	(3)	(4)
1	ANDHRA PRADESH	NR	NR
2	ARUNACHAL PRADESH	NR	NR
3	ASSAM	NR	NR
4	BIHAR	NR	NR
5	CHHATISGARH	NR	NR
6	DELHI	NR	NR
7	GOA	NR	NR
8	GUJARAT	NR	NR
9	HARYANA	NR	NR
10	HIMACHAL PRADESH	NR	NR
11	JAMMU AND KASHMIR	NR	NR
12	JHARKHAND	NR	NR
13	KARNATAKA	NR	NR
14	KERALA	NR	NR
15	MADHYA PRADESH	NR	NR
16	MAHARASHTRA	NR	NR
17	MANIPUR	NR	NR
18	MEGHALAYA	NR	NR
19	MIZORAM	NR	NR
20	NAGALAND	NR	NR
21	ODISHA	NR	NR
22	PUDUCHERRY	NR	NR
23	PUNJAB	NR	NR
24	RAJASTHAN	NR	NR
25	SIKKIM	NR	NR
26	TAMIL NADU	NR	NR
27	TRIPURA	NR	NR
28	UTTARAKHAND	NR	NR
29	UTTAR PRADESH	NR	NR
30	WEST BENGAL	NR	NR
31	ANDAMAN AND NICOBAR ISLANDS	NR	NR
32	CHANDIGARH	NR	NR
33	DADRA AND NAGAR HAVELI	NR	NR
34	DAMAN AND DIU	NR	NR
35	LAKSHADWEEP	NR	NR
Grand Total		0	0

Note: Ministry of Labour & Empowerment has not so far provided information in the current year, consequently the State values have been adopted as zero.

Table - 5(C)

Minimum Wages Enforcement (including Farm Labour)

Sl. No.	State/UT Name	Agriculture and Farm Workers: Prosecution cases Pending (Number) April 2013-September 2013	Agriculture and Farm Workers: Prosecution cases filed (Number) April 2013-September 2013	Agriculture and Farm Workers: Prosecution cases decided (Number) April 2013-September 2013
		(3)	(4)	(5)
1	ANDHRA PRADESH	NR	NR	NR
2	ARUNACHAL PRADESH	NR	NR	NR
3	ASSAM	NR	NR	NR
4	BIHAR	NR	NR	NR
5	CHHATISGARH	NR	NR	NR
6	DELHI	NR	NR	NR
7	GOA	NR	NR	NR
8	GUJARAT	NR	NR	NR
9	HARYANA	NR	NR	NR
10	HIMACHAL PRADESH	NR	NR	NR
11	JAMMU AND KASHMIR	NR	NR	NR
12	JHARKHAND	NR	NR	NR
13	KARNATAKA	NR	NR	NR
14	KERALA	NR	NR	NR
15	MADHYA PRADESH	NR	NR	NR
16	MAHARASHTRA	NR	NR	NR
17	MANIPUR	NR	NR	NR
18	MEGHALAYA	NR	NR	NR
19	MIZORAM	NR	NR	NR
20	NAGALAND	NR	NR	NR
21	ODISHA	NR	NR	NR
22	PUDUCHERRY	NR	NR	NR
23	PUNJAB	NR	NR	NR
24	RAJASTHAN	NR	NR	NR
25	SIKKIM	NR	NR	NR
26	TAMIL NADU	NR	NR	NR
27	TRIPURA	NR	NR	NR
28	UTTARAKHAND	NR	NR	NR
29	UTTAR PRADESH	NR	NR	NR
30	WEST BENGAL	NR	NR	NR
31	ANDAMAN AND NICOBAR ISLANDS	NR	NR	NR
32	CHANDIGARH	NR	NR	NR
33	DADRA AND NAGAR HAVELI	NR	NR	NR
34	DAMAN AND DIU	NR	NR	NR
35	LAKSHADWEEP	NR	NR	NR
Grand Total		0	0	0

Note: Ministry of Labour & Empowerment has not so far provided information in the current year, consequently the State values have been adopted as zero.

Table - 6(A)

Food security-Targeted Public Distribution system (APL+BPL+AAY)

Sl. No.	State/UT Name	Allocation of Food		Percentage of offtake w.r.t. Allocation of Food Grains
		Grains (Tonnes) April 2013-September 2013	Off take (Tonnes) April 2013-September 2013 #	
(1)	(2)	(3)	(4)	(5)
1	ANDHRA PRADESH	19,11,408	11,33,174	59
2	ARUNACHAL PRADESH	50,778	42,875	84
3	ASSAM	9,43,428	7,79,828	83
4	BIHAR	18,51,936	16,78,274	91
5	CHHATISGARH	6,22,056	4,98,710	80
6	DELHI	2,99,460	2,35,370	79
7	GOA	31,518	30,115	96
8	GUJARAT	10,42,554	6,13,458	59
9	HARYANA	3,78,006	2,12,672	56
10	HIMACHAL PRADESH	2,63,970	2,09,447	79
11	JAMMU AND KASHMIR	3,78,402	3,21,011	85
12	JHARKHAND	6,79,326	4,75,417	70
13	KARNATAKA	12,24,864	11,18,044	91
14	KERALA	7,36,344	6,45,343	88
15	MADHYA PRADESH	13,68,258	11,17,752	82
16	MAHARASHTRA	23,79,522	17,72,438	74
17	MANIPUR	85,476	72,379	85
18	MEGHALAYA	94,290	78,894	84
19	MIZORAM	35,070	28,052	80
20	NAGALAND	63,438	62,630	99
21	ODISHA	10,96,278	8,57,281	78
22	PUDUCHERRY	30,156	22,128	73
23	PUNJAB	4,13,988	2,46,905	60
24	RAJASTHAN	10,89,750	8,97,829	82
25	SIKKIM	22,140	19,304	87
26	TAMIL NADU	18,61,416	13,45,602	72
27	TRIPURA	1,51,640	1,42,586	94
28	UTTARAKHAND	2,56,996	2,15,739	84
29	UTTAR PRADESH	36,34,258	27,13,912	75
30	WEST BENGAL	19,28,598	14,88,922	77
31	ANDAMAN AND NICOBAR ISLANDS	17,010	0	0
32	CHANDIGARH	18,390	10,517	57
33	DADRA AND NAGAR HAVELI	5,232	5,392	103
34	DAMAN AND DIU	2,826	226	8
35	LAKSHADWEEP	2,310	14	1
Grand Total		2,49,71,092	1,90,92,240	76

Very Good:(90% or above of targets)

BIHAR, GOA, KARNATAKA, NAGALAND, TRIPURA, DADRA AND NAGAR HAVELI

Good:(Between 80% to 90% targets)

ARUNACHAL PRADESH, ASSAM, CHHATISGARH, JAMMU AND KASHMIR, KERALA, MADHYA PRADESH, MANIPUR, MEGHALAYA, MIZORAM, RAJASTHAN, SIKKIM, UTTARAKHAND

Poor:(Below 80% of targets)

ANDHRA PRADESH, DELHI, GUJARAT, HARYANA, HIMACHAL PRADESH, JHARKHAND, MAHARASHTRA, ODISHA, PUDUCHERRY, PUNJAB, TAMIL NADU, UTTAR PRADESH, WEST BENGAL, ANDAMAN AND NICOBAR ISLANDS, CHANDIGARH, DAMAN AND DIU, LAKSHADWEEP

Note: # Previous month figures have been repeated

Food Security: Targeted Public Distribution System (APL+BPL+AAY)

Off take

% Achievement of Target
During April 2013 - September 2013

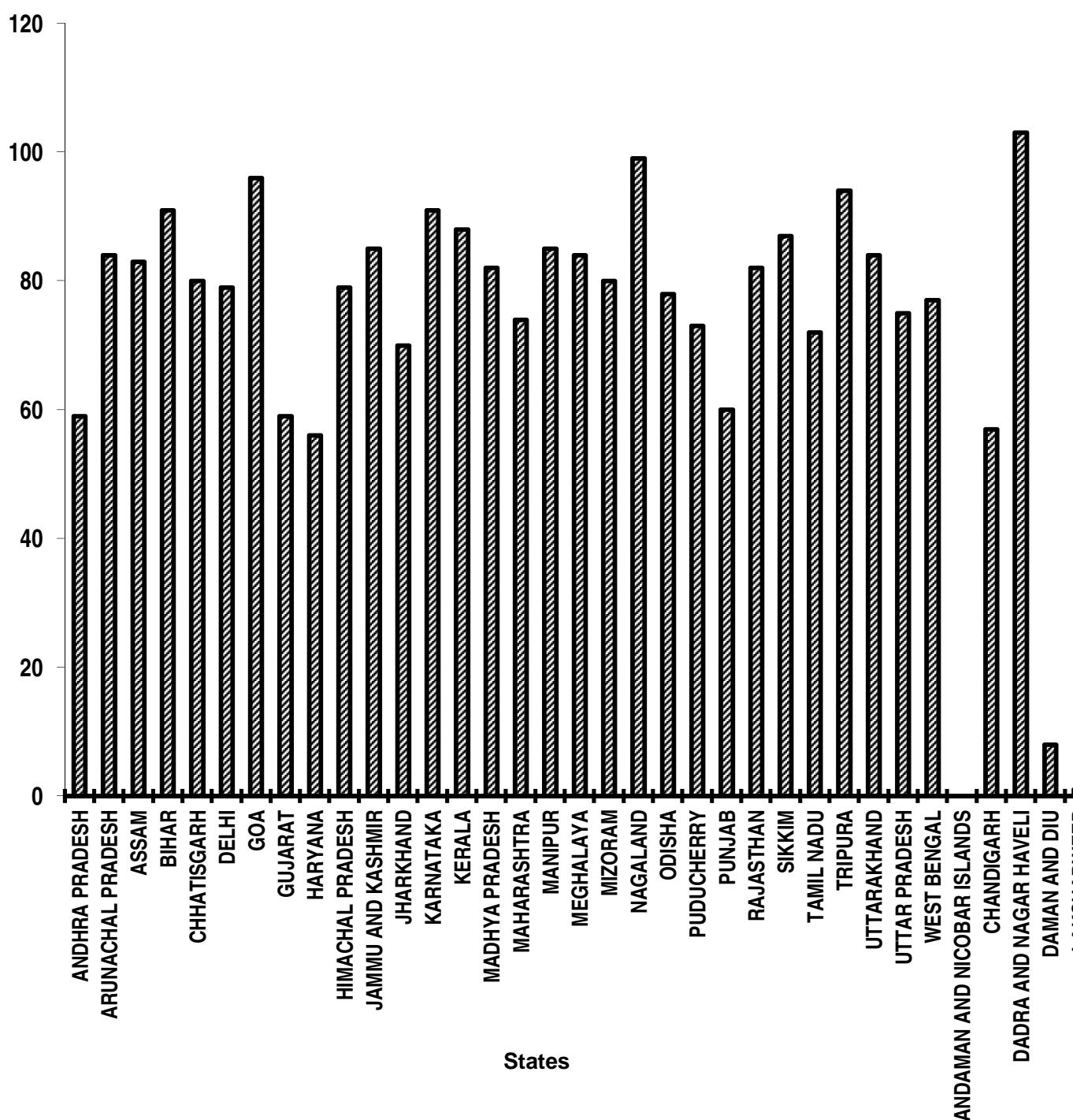


Table - 6(B)

Food security-Targeted Public Distribution system (only AAY)

Sl. No.	State/UT Name	Allocation of Food		Percentage of offtake w.r.t. Allocation of Food Grains
		Grains (Tonnes) April 2013- September 2013	Off take (Tonnes) April 2013- September 2013 #	
(1)	(2)	(3)	(4)	(5)
1	ANDHRA PRADESH	3,27,144	2,22,535	68
2	ARUNACHAL PRADESH	7,986	7,147	89
3	ASSAM	1,47,846	1,22,602	83
4	BIHAR	5,25,210	5,03,220	96
5	CHHATISGARH	1,50,972	1,25,810	83
6	DELHI	31,542	17,424	55
7	GOA	3,054	3,054	100
8	GUJARAT	1,70,040	1,64,728	97
9	HARYANA	61,410	46,676	76
10	HIMACHAL PRADESH	41,370	34,239	83
11	JAMMU AND KASHMIR	53,694	43,955	82
12	JHARKHAND	1,92,762	1,79,480	93
13	KARNATAKA	2,38,908	2,17,639	91
14	KERALA	1,25,130	1,09,671	88
15	MADHYA PRADESH	3,32,130	2,72,980	82
16	MAHARASHTRA	5,17,440	4,08,272	79
17	MANIPUR	13,362	11,450	86
18	MEGHALAYA	14,742	12,285	83
19	MIZORAM	5,460	4,280	78
20	NAGALAND	9,984	8,967	90
21	ODISHA	2,65,560	2,25,455	85
22	PUDUCHERRY	6,774	5,874	87
23	PUNJAB	37,680	23,011	61
24	RAJASTHAN	1,95,744	1,59,363	81
25	SIKKIM	3,468	3,416	99
26	TAMIL NADU	3,91,572	3,76,821	96
27	TRIPURA	23,760	21,935	92
28	UTTARAKHAND	40,092	32,454	81
29	UTTAR PRADESH	8,59,800	7,21,200	84
30	WEST BENGAL	3,10,842	2,48,257	80
31	ANDAMAN AND NICOBAR ISLANDS	963	0	0
32	CHANDIGARH	312	40	13
33	DADRA AND NAGAR HAVELI	1,098	1,306	119
34	DAMAN AND DIU	318	26	8
35	LAKSHADWEEP	252	0	0
Grand Total		51,08,421	43,35,572	85

Very Good:(90% or above of targets)

BIHAR, GOA, GUJARAT, JHARKHAND, KARNATAKA, NAGALAND, SIKKIM, TAMIL NADU, TRIPURA, DADRA AND NAGAR HAVELI

Good:(Between 80% to 90% targets)

ARUNACHAL PRADESH, ASSAM, CHHATISGARH, HIMACHAL PRADESH, JAMMU AND KASHMIR, KERALA, MADHYA PRADESH, MANIPUR, MEGHALAYA, ODISHA, PUDUCHERRY, RAJASTHAN, UTTARAKHAND, UTTAR PRADESH, WEST BENGAL

Poor:(Below 80% of targets)

ANDHRA PRADESH, DELHI, HARYANA, MAHARASHTRA, MIZORAM, PUNJAB, ANDAMAN AND NICOBAR ISLANDS, CHANDIGARH, DAMAN AND DIU, LAKSHADWEEP

Note: # Previous month figures have been repeated

Food Security: Targeted Public Distribution System (Only Antyodaya Anna Yojana)

Off take

% Achievement of Target
During April 2013 - September 2013

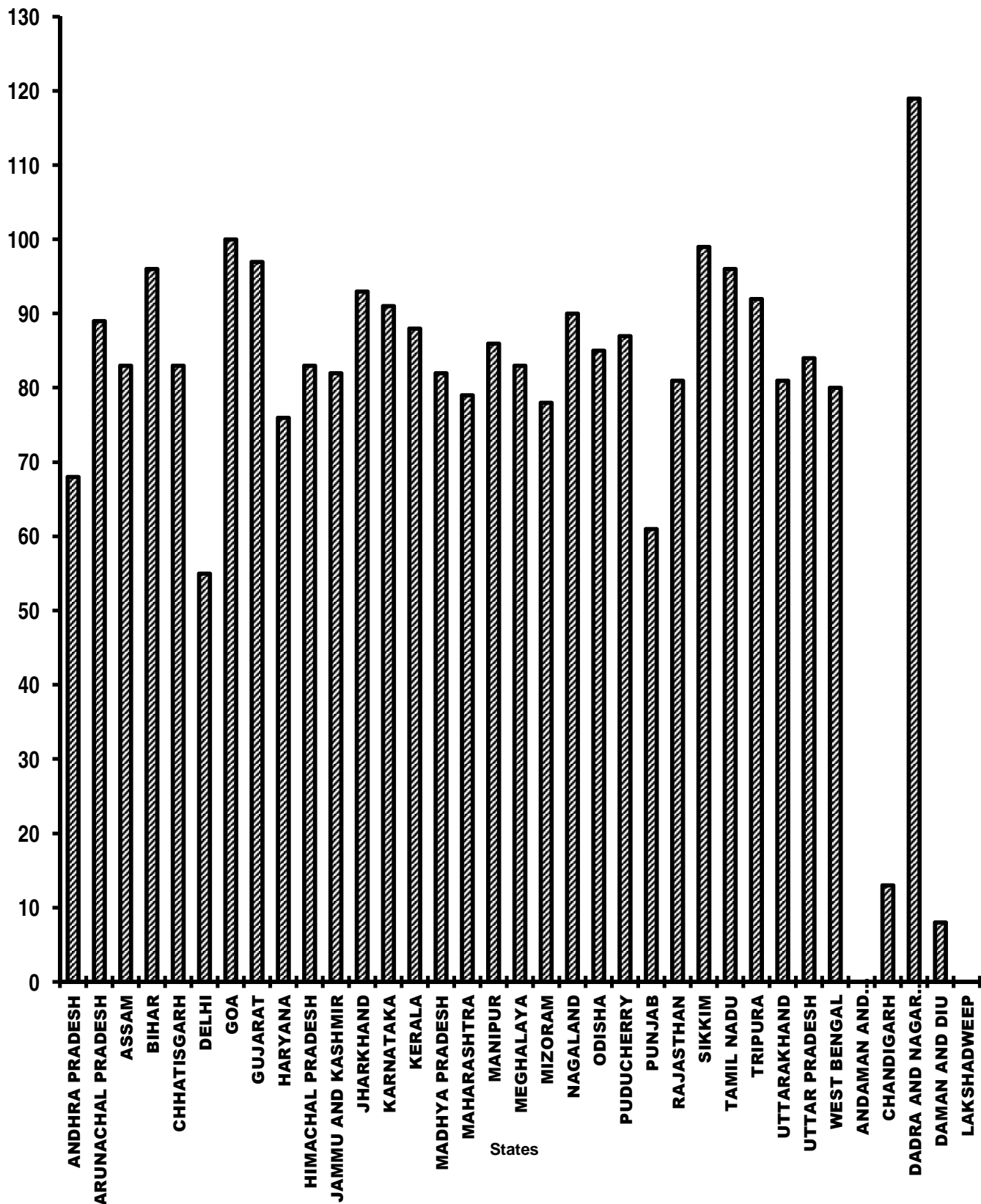


Table - 6(C)

Food Security - Targeted Public Distribution System (Only BPL)

Sl. No.	State/UT Name	Allocation of Food Grains (Tonnes)	Off take (Tonnes)	Percentage of offtake w.r.t. Allocation of Food Grains
		April 2013-September 2013	April 2013-September 2013 #	
(1)	(2)	(3)	(4)	(5)
1	ANDHRA PRADESH	5,26,044	3,48,617	66
2	ARUNACHAL PRADESH	12,762	11,202	88
3	ASSAM	2,37,612	1,97,344	83
4	BIHAR	8,44,686	8,21,301	97
5	CHHATISGARH	2,42,844	2,02,457	83
6	DELHI	54,348	41,271	76
7	GOA	2,766	2,730	99
8	GUJARAT	2,75,184	2,49,908	91
9	HARYANA	1,04,286	80,383	77
10	HIMACHAL PRADESH	66,570	45,906	69
11	JAMMU AND KASHMIR	1,00,848	81,437	81
12	JHARKHAND	3,09,984	2,87,764	93
13	KARNATAKA	4,18,230	3,61,687	86
14	KERALA	2,01,174	1,82,020	90
15	MADHYA PRADESH	5,34,108	5,57,353	104
16	MAHARASHTRA	8,54,712	7,07,894	83
17	MANIPUR	21,504	18,139	84
18	MEGHALAYA	23,688	19,740	83
19	MIZORAM	8,820	6,970	79
20	NAGALAND	16,056	14,907	93
21	ODISHA	5,82,786	4,87,055	84
22	PUDUCHERRY	10,782	8,484	79
23	PUNJAB	60,588	48,420	80
24	RAJASTHAN	3,14,766	2,61,256	83
25	SIKKIM	5,652	4,048	72
26	TAMIL NADU	6,29,616	5,68,235	90
27	TRIPURA	38,190	37,736	99
28	UTTARAKHAND	64,494	56,016	87
29	UTTAR PRADESH	13,82,788	11,53,168	83
30	WEST BENGAL	7,76,790	6,03,899	78
31	ANDAMAN AND NICOBAR ISLANDS	2,670	0	0
32	CHANDIGARH	1,878	1,477	79
33	DADRA AND NAGAR HAVELI	2,514	2,244	89
34	DAMAN AND DIU	522	108	21
35	LAKSHADWEEP	378	14	4
Grand Total		87,30,640	74,71,190	86

Very Good: (90% or above of targets)

BIHAR, GOA, GUJARAT, JHARKHAND, KERALA, MADHYA PRADESH, NAGALAND, TAMIL NADU, TRIPURA

Good: (Between 80% to 90% targets)

ARUNACHAL PRADESH, ASSAM, CHHATISGARH, JAMMU AND KASHMIR, KARNATAKA, MAHARASHTRA, MANIPUR, MEGHALAYA, ODISHA, PUNJAB, RAJASTHAN, UTTARAKHAND, UTTAR PRADESH, DADRA AND NAGAR HAVELI

Poor: (Below 80% of targets)

ANDHRA PRADESH, DELHI, HARYANA, HIMACHAL PRADESH, MIZORAM, PUDUCHERRY, SIKKIM, WEST BENGAL, ANDAMAN AND NICOBAR ISLANDS, CHANDIGARH, DAMAN AND DIU, LAKSHADWEEP

Note: # Previous month figures have been repeated

Food Security: Targeted Public Distribution System (Only BPL)

Off take

% Achievement of Target
During April 2013 - September 2013

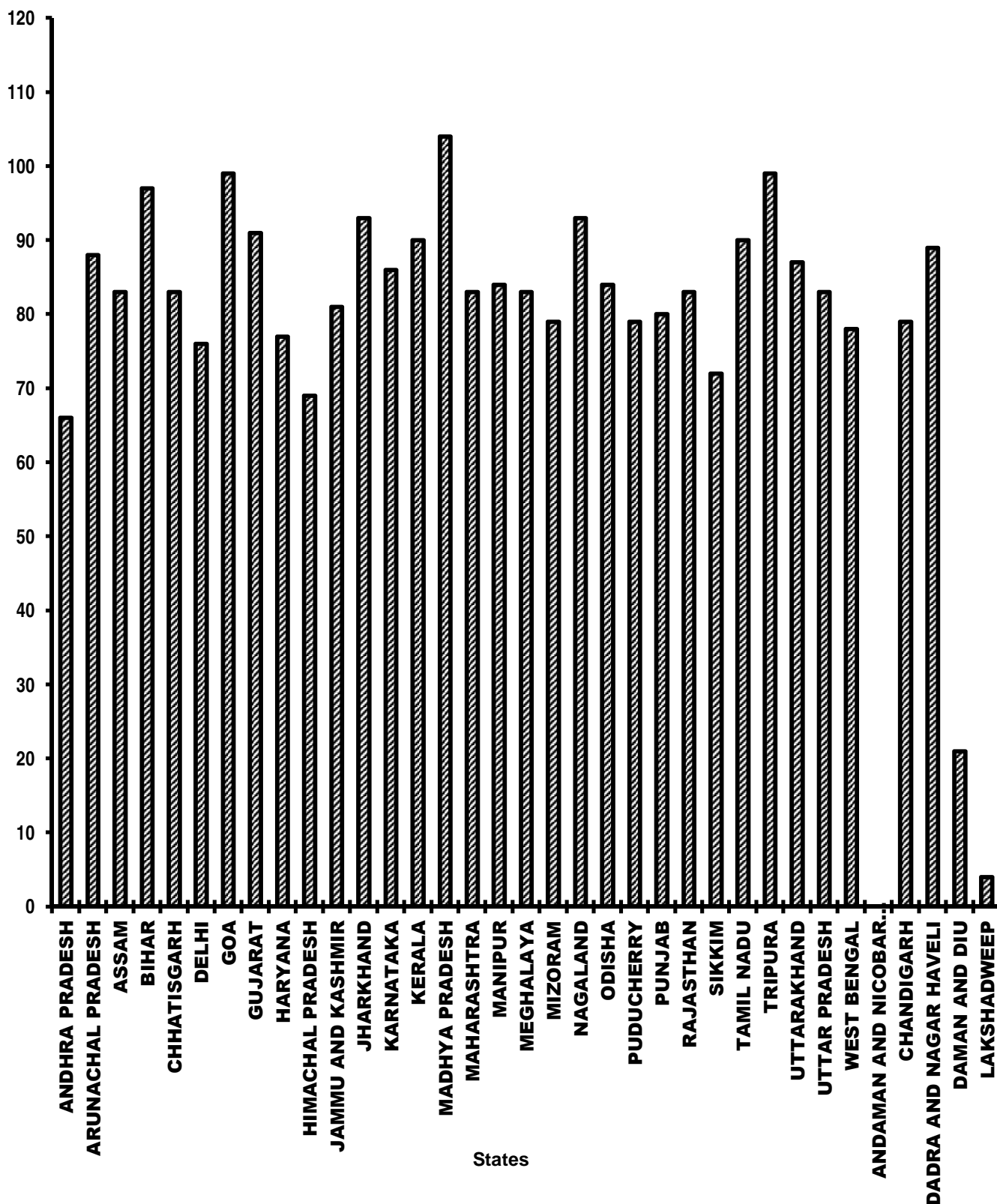


Table - 7

Rural Housing - Indira Awaas Yojana
Houses constructed
(Unit: Number)

		Target		Achievement	Percent Achievement
			April 2013-September 2013	April 2013-September 2013	April 2013-September 2013
Sl. No.	State/UT Name	2013-2014	September 2013	September 2013	September 2013
(1)	(2)	(3)	(4)	(5)	(5)/(4)
1	ANDHRA PRADESH	2,07,313	62,193	30,870	50
2	ARUNACHAL PRADESH	6,870	2,061	0	0
3	ASSAM	1,38,695	41,607	23,407	56
4	BIHAR	6,05,550	1,81,665	3,40,002	187
5	CHHATISGARH	48,004	14,400	9,245	64
6	GOA	1,393	417	792	190
7	GUJARAT	1,07,880	32,364	44,083	136
8	HARYANA	18,029	5,409	2,807	52
9	HIMACHAL PRADESH	7,064	2,118	59	3
10	JAMMU AND KASHMIR	15,952	7,974	7,094	89
11	JHARKHAND	67,153	20,145	18374 #	91
12	KARNATAKA	87,816	26,343	36,186	137
13	KERALA	45,738	13,722	26,041	190
14	MADHYA PRADESH	1,12,936	33,882	3524 #	10
15	MAHARASHTRA	1,37,314	41,193	21,245	52
16	MANIPUR	8,011	2,403	2403 #	100
17	MEGHALAYA	13,865	4,158	3,122	75
18	MIZORAM	3,661	1,098	926 #	84
19	NAGALAND	10,439	3,132	0 #	0
20	ODISHA	1,28,057	38,418	31,714	83
21	PUDUCHERRY	1,065	321	4 #	1
22	PUNJAB	19,531	5,859	2,384	41
23	RAJASTHAN	85,460	25,638	18,618	73
24	SIKKIM	1,436	432	0	0
25	TAMIL NADU	88,436	26,532	3,031	11
26	TRIPURA	13,368	4,011	0	0
27	UTTARAKHAND	14,012	4,203	1,695	40
28	UTTAR PRADESH	2,97,223	89,166	76,330	86
29	WEST BENGAL	1,85,594	55,677	29025 #	52
30	ANDAMAN AND NICOBAR ISLANDS	2,081	624	155	25
31	DADRA AND NAGAR HAVELI	419	126	3	2
32	DAMAN AND DIU	162	48	0	0
33	LAKSHADWEEP	188	57	6	11
Grand Total		24,80,715	7,47,396	7,33,145	98

Very Good:(90% or above of targets)

BIHAR, GOA, GUJARAT, JHARKHAND, KARNATAKA, KERALA, MANIPUR

Good:(Between 80% to 90% targets)

JAMMU AND KASHMIR, MIZORAM, ODISHA, UTTAR PRADESH

Poor:(Below 80% of targets)

ANDHRA PRADESH, ARUNACHAL PRADESH, ASSAM, CHHATISGARH, HARYANA, HIMACHAL PRADESH, MADHYA PRADESH, MAHARASHTRA, MEGHALAYA, NAGALAND, PUDUCHERRY, PUNJAB, RAJASTHAN, SIKKIM, TAMIL NADU, TRIPURA, UTTARAKHAND, WEST BENGAL, ANDAMAN AND NICOBAR ISLANDS, DADRA AND NAGAR HAVELI, DAMAN AND DIU, LAKSHADWEEP

Note: # Previous month figures have been repeated

Rural Housing - Indira Awaas Yojana

Houses constructed

% Achievement of Target

During April 2013 - September 2013

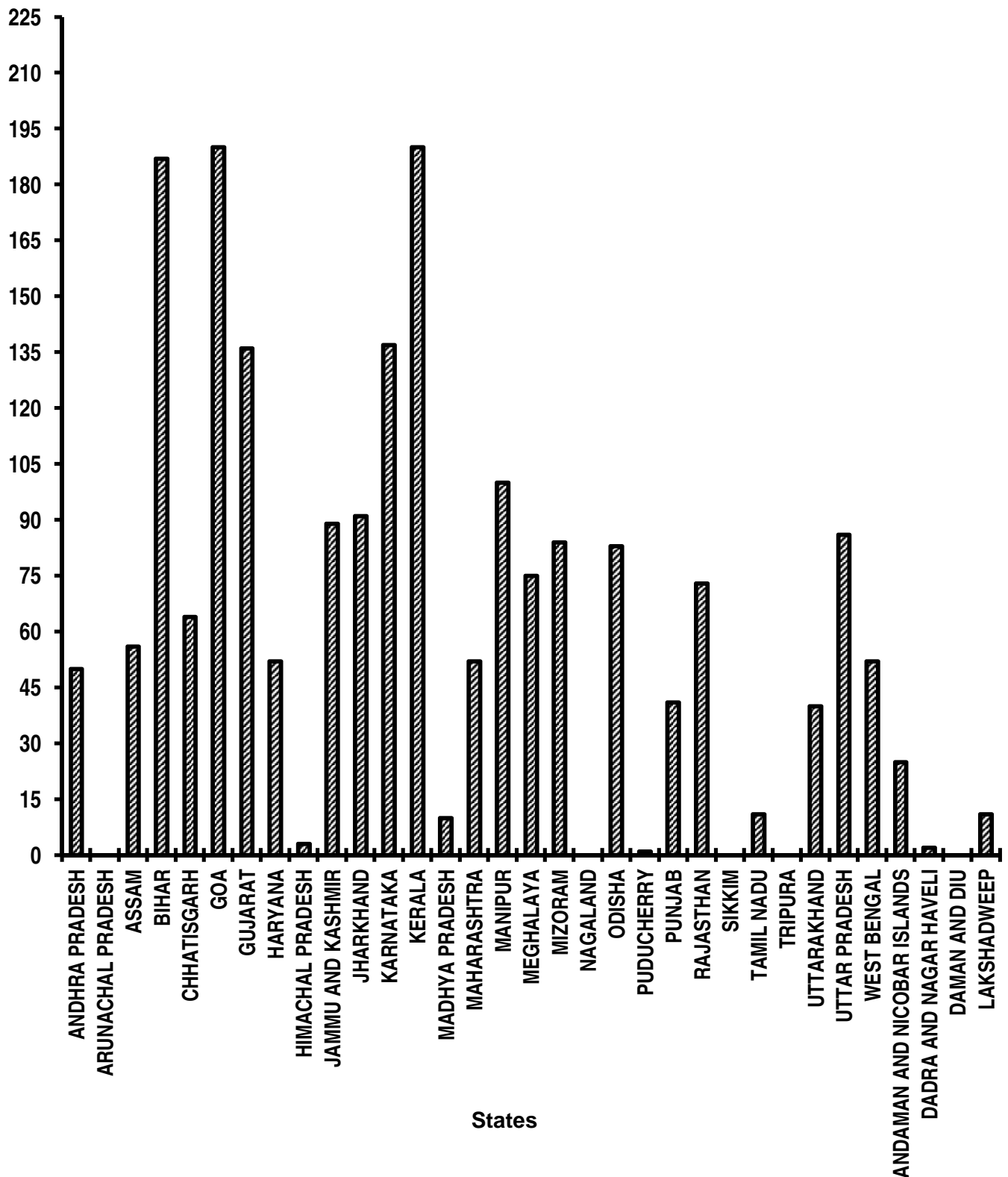


Table - 8

EWS/LIG Houses in Urban Areas
Houses constructed
(Unit: Number)

Sl. No.	State/UT Name	Target Δ		Achievement	Percent Achievement
		2013-2014	April 2013-September 2013	April 2013-September 2013	April 2013-September 2013
(1)	(2)	(3)	(4)	(5)	(5)/(4)
1	ANDHRA PRADESH	12,500	6,249	8,931	143
2	ARUNACHAL PRADESH	225	112	100	89
3	ASSAM	1,900	950	0	0
4	BIHAR	11,000	5,500	432	8
5	CHHATISGARH	11,000	5,500	6,928	126
6	DELHI	12,500	6,250	3,865	62
7	GOA	35	17	12	71
8	GUJARAT	12,500	6,250	1,550	25
9	HARYANA	2,075	1,037	56	5
10	HIMACHAL PRADESH	375	187	0	0
11	JAMMU AND KASHMIR	2,500	1,250	0	0
12	JHARKHAND	5,000	2,500	1259 #	50
13	KARNATAKA	2,500	1,250	3,876	310
14	KERALA	5,000	2,500	231	9
15	MADHYA PRADESH	12,500	6,250	615 #	10
16	MAHARASHTRA	40,000	20,000	9,012	45
17	MANIPUR	1,000	500	0	0
18	MEGHALAYA	250	124	0	0
19	MIZORAM	500	250	0 #	0
20	NAGALAND	750	376	0	0
21	ODISHA	2,250	1,124	0	0
22	PUDUCHERRY	550	274	7	3
23	PUNJAB	4,000	2,000	0	0
24	RAJASTHAN	7,500	3,750	2,004	53
25	SIKKIM	60	30	10	33
26	TAMIL NADU	15,000	7,500	1,105	15
27	TRIPURA	250	124	115	93
28	UTTARAKHAND	1,250	624	0	0
29	UTTAR PRADESH	15,000	7,500	58	1
30	WEST BENGAL	17,500	8,750	1824 #	21
31	ANDAMAN AND NICOBAR ISLANDS	10	4	0	0
32	CHANDIGARH	2,500	1,250	0	0
33	DADRA AND NAGAR HAVELI	20	10	0	0
Grand Total		2,00,000	99,992	41,990	42

Very Good:(90% or above of targets)

ANDHRA PRADESH, CHHATISGARH, KARNATAKA, TRIPURA

Good:(Between 80% to 90% targets)

ARUNACHAL PRADESH

Poor:(Below 80% of targets)

ASSAM, BIHAR, DELHI, GOA, GUJARAT, HARYANA, HIMACHAL PRADESH, JAMMU AND KASHMIR, JHARKHAND, KERALA, MADHYA PRADESH, MAHARASHTRA, MANIPUR, MEGHALAYA, MIZORAM, NAGALAND, ODISHA, PUDUCHERRY, PUNJAB, RAJASTHAN, SIKKIM, TAMIL NADU, UTTARAKHAND, UTTAR PRADESH, WEST BENGAL, ANDAMAN AND NICOBAR ISLANDS, CHANDIGARH, DADRA AND NAGAR HAVELI

Note: Δ Previous year targets have been repeated provisionally

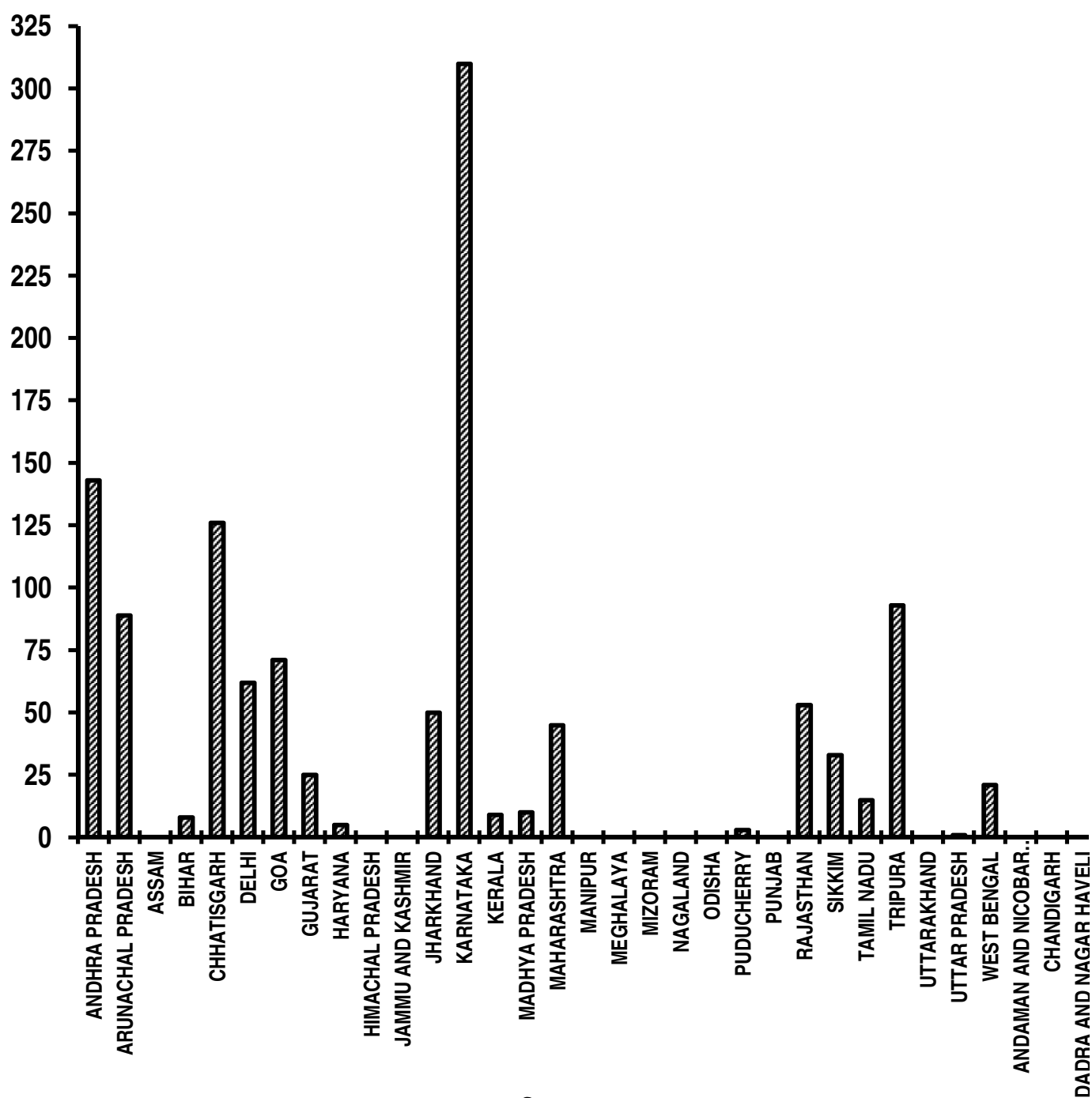
Previous month figures have been repeated

EWS/LIG Houses in Urban Areas

Houses constructed

% Achievement of Target

During April 2013 - September 2013



States

Table - 9(A)

Rural Areas: National Rural Drinking Water Programme (NRDWP)
Habitations covered (Partially covered & Slipped back)
(Unit: Number)

Sl. No.	State/UT Name	Target		Achievement	Percent Achievement
		2013-2014	April 2013-September 2013	April 2013-September 2013	April 2013-September 2013
(1)	(2)	(3)	(4)	(5)	(5)/(4)
1	ANDHRA PRADESH	5,581	1,674	1,279	76
2	ARUNACHAL PRADESH	285	84	18 *	21
3	ASSAM	4,050	1,215	490	40
4	BIHAR	9,000	2,700	952	35
5	CHHATISGARH	8,100	2,430	1,381	57
6	GUJARAT	875	261	764	293
7	HARYANA	807	243	180	74
8	HIMACHAL PRADESH	2,500	750	1,143	152
9	JAMMU AND KASHMIR	948	285	124	44
10	JHARKHAND	12,024	3,609	4373 *	121
11	KARNATAKA	7,700	2,310	1,638	71
12	KERALA	774	231	83	36
13	MADHYA PRADESH	11,300	3,390	5247 *	155
14	MAHARASHTRA	4,136	1,240	741	60
15	MANIPUR	250	75	56	75
16	MEGHALAYA	559	168	13	8
17	MIZORAM	45	12	23 *	192
18	NAGALAND	34	9	64 *	711
19	ODISHA	10,873	3,261	5,598	172
20	PUDUCHERRY	17	4	0	0
21	PUNJAB	1,529	459	293	64
22	RAJASTHAN	1,590	477	231	48
23	SIKKIM	200	60	23	38
24	TAMIL NADU	5,460	1,635	216	13
25	TRIPURA	28	9	176	1,956
26	UTTARAKHAND	1,073	321	355	111
27	UTTAR PRADESH	24,000	7,200	0	0
28	WEST BENGAL	2,755	828	1116 #	135
Grand Total		1,16,493	34,940	26,577	76

Very Good: (90% or above of targets)

GUJARAT, HIMACHAL PRADESH, JHARKHAND, MADHYA PRADESH, MIZORAM, NAGALAND, ODISHA, TRIPURA, UTTARAKHAND

Poor: (Below 80% of targets)

ANDHRA PRADESH, ARUNACHAL PRADESH, ASSAM, BIHAR, CHHATISGARH, HARYANA, JAMMU AND KASHMIR, KARNATAKA, KERALA, MAHARASHTRA, MANIPUR, MEGHALAYA, PUDUCHERRY, PUNJAB, RAJASTHAN, SIKKIM, TAMIL NADU, UTTAR PRADESH, WEST BENGAL

Note: * The figures have been reconciled with that of M/o Drinking Water & Sanitation

Previous month figure have been repeated

Rural Areas- National Rural Drinking Water Programme (NRDWP)

Habitations covered (Partially Covered & Slipped back)

% Achievement of Target
During April 2013 - September 2013

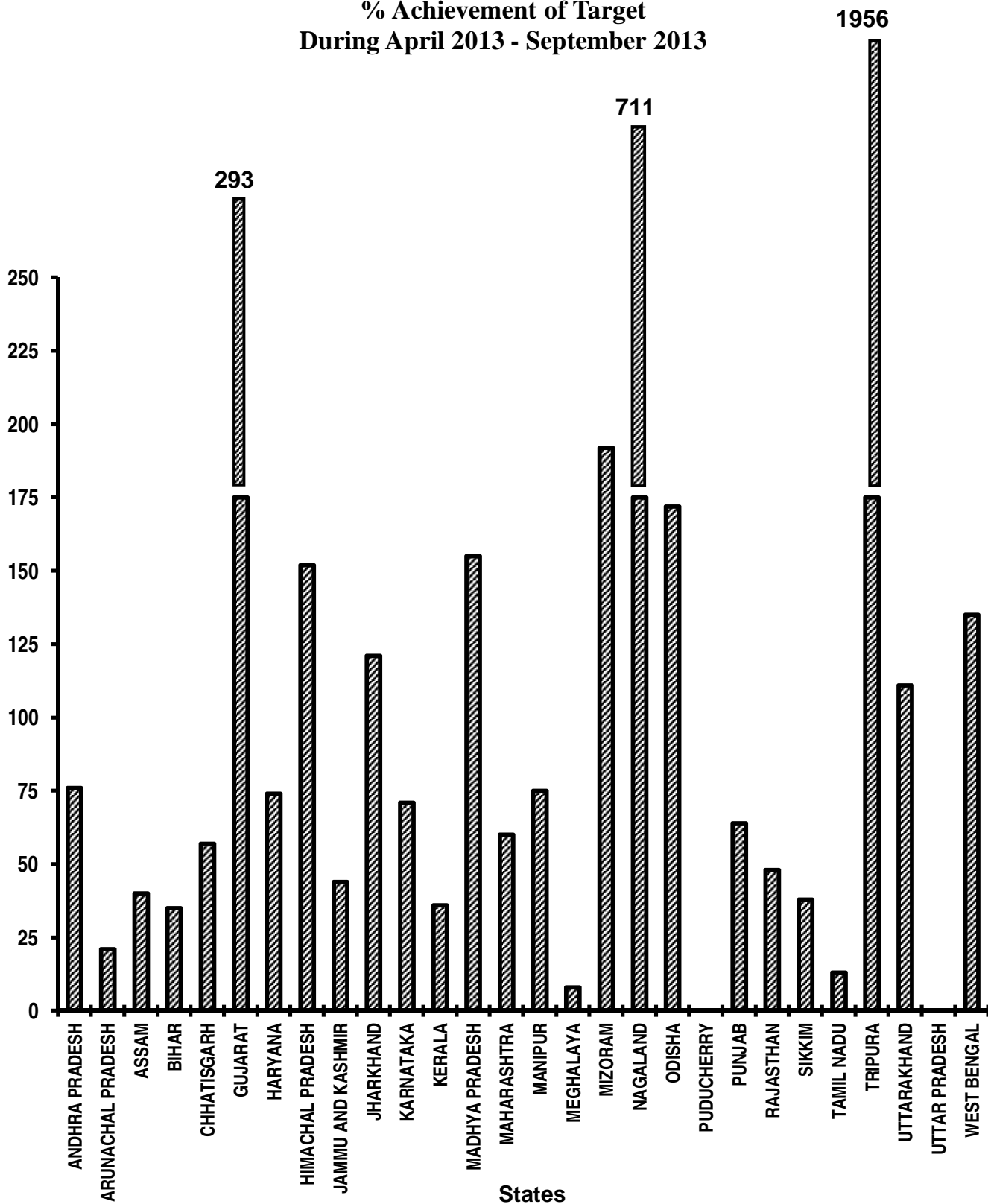


Table - 9(B)

Rural Areas: National Rural Drinking Water Programme (NRDWP)
Coverage of water quality affected habitations
(Unit: Number)

Sl. No.	State/UT Name	Target		Achievement	Percent Achievement
		2013-2014	April 2013-September 2013	April 2013-September 2013	April 2013-September 2013
(1)	(2)	(3)	(4)	(5)	(5)/(4)
1	ANDHRA PRADESH	217	69	76	110
2	ASSAM	3,125	939	362	39
3	BIHAR	4,832	1,449	499	34
4	CHHATISGARH	2,600	780	140	18
5	GUJARAT	175	51	47	92
6	HARYANA	11	4	4	100
7	JAMMU AND KASHMIR	7	1	0	0
8	JHARKHAND	108	30	4 *	13
9	KARNATAKA	2,678	801	263	33
10	KERALA	150	48	9 *	19
11	MADHYA PRADESH	1,750	528	158 *	30
12	MAHARASHTRA	577	171	75	44
13	MEGHALAYA	57	18	0	0
14	NAGALAND	51	18	17 *	94
15	ODISHA	2,627	789	552	70
16	PUDUCHERRY	6	-	0 #	-
17	PUNJAB	410	120	11	9
18	RAJASTHAN	1,400	420	176	42
19	TAMIL NADU	540	162	11	7
20	TRIPURA	1,150	348	275	79
21	UTTAR PRADESH	1,000	300	0	0
22	WEST BENGAL	1,845	552	221 #	40
Grand Total		25,316	7,598	2,900	38

Very Good: (90% or above of targets)

ANDHRA PRADESH, GUJARAT, HARYANA, NAGALAND

Poor: (Below 80% of targets)

ASSAM, BIHAR, CHHATISGARH, JAMMU AND KASHMIR, JHARKHAND, KARNATAKA, KERALA, MADHYA PRADESH, MAHARASHTRA, MEGHALAYA, ODISHA, PUNJAB, RAJASTHAN, TAMIL NADU, TRIPURA, UTTAR PRADESH, WEST BENGAL

Note: * The figures have been reconciled with that of M/o Drinking Water & Sanitation

Previous month figure have been repeated

Rural Areas- National Rural Drinking Water Programme (NRDWP)

Coverage of Water Quality Affected Habitations

% Achievement of Target

During April 2013 - September 2013

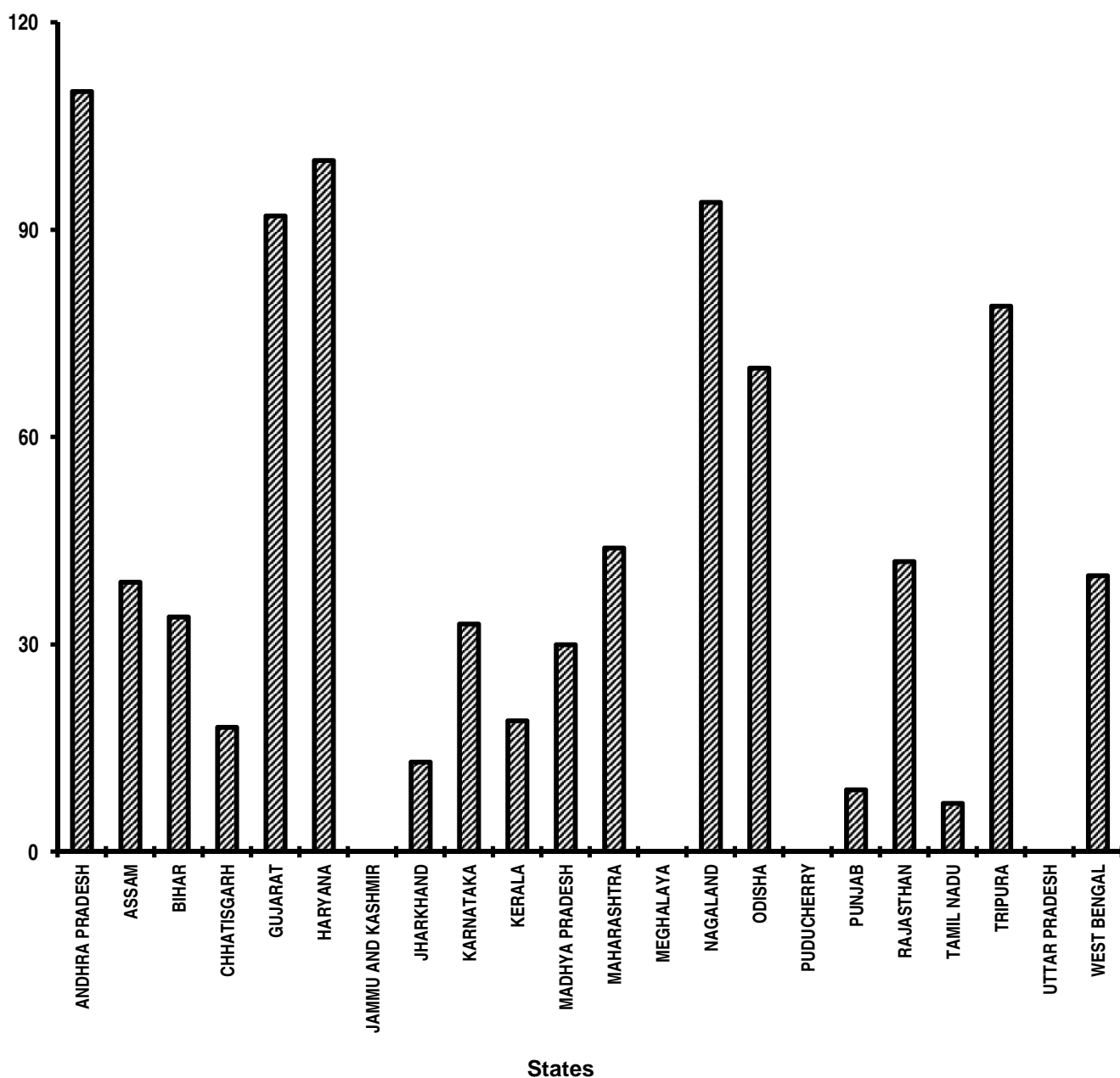


Table - 10

**Sanitation Programme in Rural Areas
(Unit: Number)**

		Individual Household latrines constructed (Number) April 2013- September 2013
Sl. No.	State/UT Name	
(1)	(2)	(3)
1	ANDHRA PRADESH	1,34,706
2	ARUNACHAL PRADESH	6,936
3	ASSAM	49,121
4	BIHAR	1,11,223
5	CHHATISGARH	23,626
6	DELHI	0
7	GOA	0
8	GUJARAT	59,667
9	HARYANA	28,381
10	HIMACHAL PRADESH	7,128
11	JAMMU AND KASHMIR	13,995
12	JHARKHAND	24,715
13	KARNATAKA	1,37,884
14	KERALA	5,487
15	MADHYA PRADESH	1,51,312
16	MAHARASHTRA	1,32,718
17	MANIPUR	22,186
18	MEGHALAYA	4,029
19	MIZORAM	3,970
20	NAGALAND	19,868
21	ODISHA	12,611
22	PUDUCHERRY	0
23	PUNJAB	591
24	RAJASTHAN	1,00,230
25	SIKKIM	855
26	TAMIL NADU	1,11,021
27	TRIPURA	3,440
28	UTTARAKHAND	35,340
29	UTTAR PRADESH	2,04,885
30	WEST BENGAL	2,22,153
31	ANDAMAN AND NICOBAR ISLANDS	0
32	CHANDIGARH	0
33	DADRA AND NAGAR HAVELI	0
34	DAMAN AND DIU	0
35	LAKSHADWEEP	0
Grand Total		16,28,078

Table - 11

**Institutional Delivery
(Unit: Number)**

Sl. No.	State/UT Name	Delivery in institutions (Number) April 2013- September 2013
(1)	(2)	(3)
1	ANDHRA PRADESH	5,34,399
2	ARUNACHAL PRADESH	0
3	ASSAM	0
4	BIHAR	5,82,864
5	CHHATISGARH	1,11,518
6	DELHI	1,13,443
7	GOA	7,925
8	GUJARAT	4,82,190
9	HARYANA	1,67,144
10	HIMACHAL PRADESH	40,230
11	JAMMU AND KASHMIR	70,681
12	JHARKHAND	1,26,791 #
13	KARNATAKA	4,14,829
14	KERALA	2,48,767
15	MADHYA PRADESH	0 #
16	MAHARASHTRA	7,14,427
17	MANIPUR	10,674
18	MEGHALAYA	20,554
19	MIZORAM	5688 #
20	NAGALAND	1,151
21	ODISHA	3,09,024
22	PUDUCHERRY	20,607
23	PUNJAB	1,48,600
24	RAJASTHAN	6,61,969
25	SIKKIM	3,277
26	TAMIL NADU	5,13,440
27	TRIPURA	16,912
28	UTTARAKHAND	57,108
29	UTTAR PRADESH	12,65,914
30	WEST BENGAL	366,918 #
31	ANDAMAN AND NICOBAR ISLANDS	2,497
32	CHANDIGARH	12,194
33	DADRA AND NAGAR HAVELI	3,614
34	DAMAN AND DIU	1,592
35	LAKSHADWEEP	344
Grand Total		7037285

Note: # Previous month figures have been repeated

Table - 12(A)

**SC families assisted under SCA to SCSP & NSFDC
(Unit: Number)**

Sl. No.	State/UT Name	Target		Achievement	Percent Achievement
		2013-2014	April 2013-September 2013	April 2013-September 2013	April 2013-September 2013
(1)	(2)	(3)	(4)	(5)	(5)/(4)
1	ANDHRA PRADESH	1,21,813	54,816	0	0
2	ASSAM	11,637	5,238	3,165	60
3	BIHAR	11,982	5,394	1,93,106 #	3,580
4	CHHATISGARH	98,071	44,133	290	1
5	DELHI	680	306	2,678	875
6	GOA	16,804	7,560	14	0
7	GUJARAT	14,130	6,360	27,710	436
8	HARYANA	19,394	8,727	41,136	471
9	HIMACHAL PRADESH	11,515	5,184	13,600	262
10	JAMMU AND KASHMIR	5,713	2,571	362	14
11	JHARKHAND	16,574	7,458	81841 #	1,097
12	KARNATAKA	66,871	30,093	56,300	187
13	KERALA	14,457	6,507	11,624	179
14	MADHYA PRADESH	66,098	29,745	33677 #	113
15	MAHARASHTRA	41,759	18,792	6,898	37
16	MANIPUR	650	291	0	0
17	ODISHA	41,473	18,663	9,278	50
18	PUDUCHERRY	608	276	465	168
19	PUNJAB	30,838	13,878	42	0
20	RAJASTHAN	46,649	20,991	5,256	25
21	SIKKIM	352	156	1,480	949
22	TAMIL NADU	57,573	25,908	7,762	30
23	TRIPURA	6,370	2,868	130	5
24	UTTARAKHAND	8,347	3,756	3,551	95
25	UTTAR PRADESH	1,69,519	76,284	29,882	39
26	WEST BENGAL	82,224	37,002	61942 #	167
27	CHANDIGARH	905	405	618	153
Grand Total		9,63,006	4,33,362	592807	137

Very Good: (90% or above of targets)

BIHAR, DELHI, GUJARAT, HARYANA, HIMACHAL PRADESH, JHARKHAND, KARNATAKA, KERALA, MADHYA PRADESH, PUDUCHERRY, SIKKIM, UTTARAKHAND, CHANDIGARH

Poor: (Below 80% of targets)

ANDHRA PRADESH, ASSAM, CHHATISGARH, GOA, JAMMU AND KASHMIR, MAHARASHTRA, MANIPUR, ODISHA, PUNJAB, RAJASTHAN, TAMIL NADU, TRIPURA, UTTAR PRADESH, WEST BENGAL

Note: # Previous month figures have been repeated

SC Families Assisted under SCA to SCSP & NSFDC

% Achievement of Target
During April 2013 - September 2013

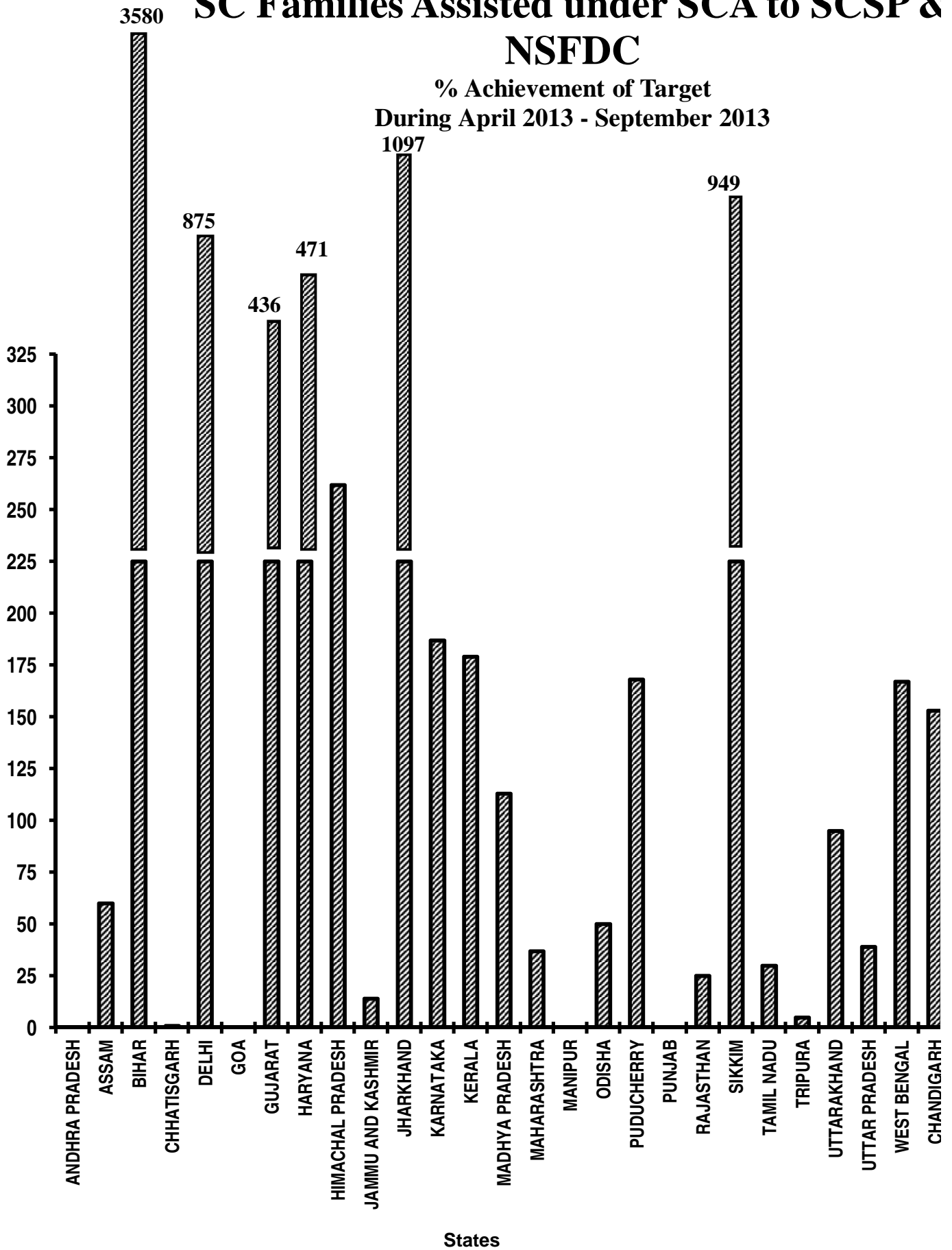


Table - 12(B)

**SC students assisted under post matric scholarship
(Unit: Number)**

Sl. No.	State/UT Name	Target		Achievement	Percent Achievement
		2013-2014	April 2013-September 2013	April 2013-September 2013	April 2013-September 2013
(1)	(2)	(3)	(4)	(5)	(5)/(4)
1	ANDHRA PRADESH	7,11,017	3,19,956	NR	0
2	ASSAM	25,962	11,685	NR	0
3	BIHAR	1,42,877	64,293	NR	0
4	CHHATISGARH	94,548	42,546	1,45,214	341
5	DELHI	18,725	8,424	NR	0
6	GOA	212	96	NR	0
7	GUJARAT	1,09,199	49,140	0	0
8	HARYANA	78,120	35,154	2,285	6
9	HIMACHAL PRADESH	16,050	7,224	NR	0
10	JAMMU AND KASHMIR	8,429	3,792	NR	0
11	JHARKHAND	14,142	6,366	NR	0
12	KARNATAKA	3,30,530	1,48,737	50,970	34
13	KERALA	1,26,048	56,721	47,394	84
14	MADHYA PRADESH	2,59,774	1,16,898	NR	0
15	MAHARASHTRA	6,16,660	2,77,497	NR	0
16	MANIPUR	4,757	2,139	NR	0
17	ODISHA	1,11,642	50,241	NR	0
18	PUDUCHERRY	9,568	4,305	0	0
19	PUNJAB	96,936	43,620	0	0
20	RAJASTHAN	2,97,488	1,33,872	1,19,291	89
21	SIKKIM	439	198	NR	0
22	TAMIL NADU	8,40,325	3,78,147	2,34,516	62
23	TRIPURA	33,454	15,054	NR	0
24	UTTARAKHAND	71,312	32,091	NR	0
25	UTTAR PRADESH	8,82,070	3,96,933	NR	0
26	WEST BENGAL	6,00,247	2,70,111	NR	0
27	CHANDIGARH	-	-	NR	-
Grand Total		55,00,531	24,75,240	5,99,670	24

Very Good:(90% or above of targets)

CHHATISGARH

Good:(Between 80% to 90% targets)

KERALA, RAJASTHAN

Poor:(Below 80% of targets)

ANDHRA PRADESH, ASSAM, BIHAR, DELHI, GOA, GUJARAT, HARYANA, HIMACHAL PRADESH, JAMMU AND KASHMIR, JHARKHAND, KARNATAKA, MADHYA PRADESH, MAHARASHTRA, MANIPUR, ODISHA, PUDUCHERRY, PUNJAB, SIKKIM, TAMIL NADU, TRIPURA, UTTARAKHAND, UTTAR PRADESH, WEST BENGAL

Note: * So far Chhatisgarh, Haryana, Karnataka, Kerala, Rajasthan and Tamil Nadu have furnished information on this parameter. States of Gujarat, Puducherry and Punjab have reported zero information. All other States have not furnished information, consequently their performance has also been taken as zero.

NR: Not Reported

Table - 13

Universalization of ICDS Scheme
ICDS Blocks Operational (Cumulative)
(Unit: Number)

Sl. No.	State/UT Name	Target		Achievement	Percent Achievement
		2013-2014	April 2013-September 2013	April 2013-September 2013	April 2013-September 2013
(1)	(2)	(3)	(4)	(5)	(5)/(4)
1	ANDHRA PRADESH	395	395	406	103
2	ARUNACHAL PRADESH	95	95	93	98
3	ASSAM	231	231	231	100
4	BIHAR	544	544	544	100
5	CHHATISGARH	220	220	220	100
6	DELHI	95	95	95	100
7	GOA	11	11	11	100
8	GUJARAT	336	336	336	100
9	HARYANA	148	148	148	100
10	HIMACHAL PRADESH	78	78	78	100
11	JAMMU AND KASHMIR	141	141	141	100
12	JHARKHAND	212	212	204 #	96
13	KARNATAKA	204	204	204	100
14	KERALA	258	258	258	100
15	MADHYA PRADESH	453	453	453 #	100
16	MAHARASHTRA	553	553	553	100
17	MANIPUR	42	42	42	100
18	MEGHALAYA	41	41	41	100
19	MIZORAM	27	27	27 #	100
20	NAGALAND	59	59	59	100
21	ODISHA	338	338	338	100
22	PUDUCHERRY	5	5	5	100
23	PUNJAB	154	154	154	100
24	RAJASTHAN	304	304	304	100
25	SIKKIM	13	13	13	100
26	TAMIL NADU	434	434	434	100
27	TRIPURA	56	56	56	100
28	UTTARAKHAND	105	105	105	100
29	UTTAR PRADESH	897	897	873	97
30	WEST BENGAL	575	575	446 #	78
31	ANDAMAN AND NICOBAR ISLANDS	5	5	5	100
32	CHANDIGARH	3	3	3	100
33	DADRA AND NAGAR HAVELI	2	2	2	100
34	DAMAN AND DIU	2	2	2	100
35	LAKSHADWEEP	9	9	9	100
Grand Total		7,045	7,045	6,893	98

Very Good: (90% or above of targets)

ANDHRA PRADESH, ARUNACHAL PRADESH, ASSAM, BIHAR, CHHATISGARH, DELHI, GOA, GUJARAT, HARYANA, HIMACHAL PRADESH, JAMMU AND KASHMIR, JHARKHAND, KARNATAKA, KERALA, MADHYA PRADESH, MAHARASHTRA, MANIPUR, MEGHALAYA, MIZORAM, NAGALAND, ODISHA, PUDUCHERRY, PUNJAB, RAJASTHAN, SIKKIM, TAMIL NADU, TRIPURA, UTTARAKHAND, UTTAR PRADESH, ANDAMAN AND NICOBAR ISLANDS, CHANDIGARH, DADRA AND NAGAR HAVELI, DAMAN AND DIU, LAKSHADWEEP

Poor: (Below 80% of targets)

WEST BENGAL

Note: # Previous month figures have been repeated

Universalization of ICDS Scheme

ICDS Blocks Operational (Cumulative)

% Achievement of Target
During Apr 2013 - September 2013

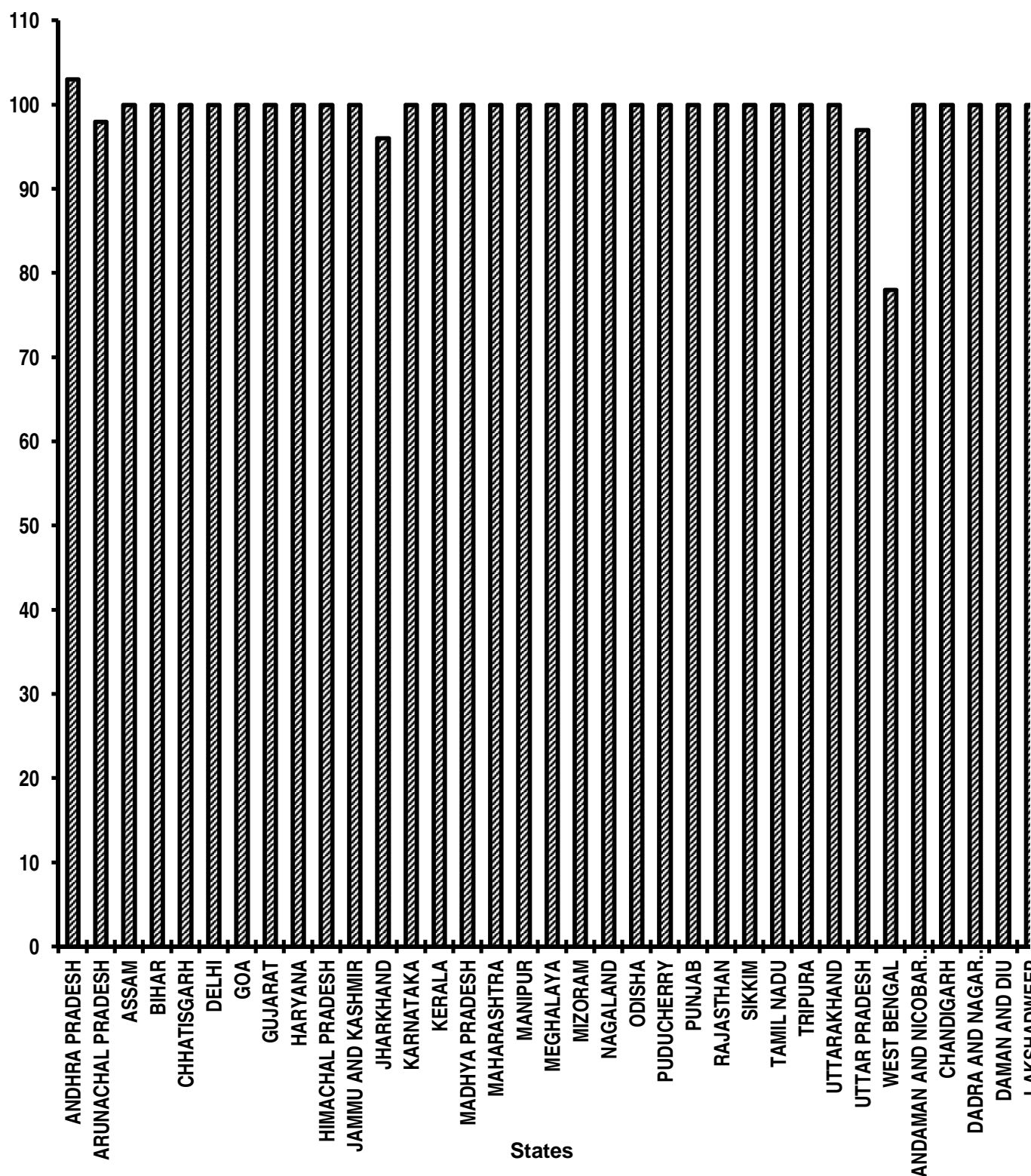


Table - 14

Functional Anganwadis
Anganwadis Functional (Cumulative)
(Unit: Number)

		Target		Achievement	Percent Achievement
Sl. No.	State/UT Name	2013-2014	April 2013-September 2013	April 2013-September 2013	April 2013-September 2013
(1)	(2)	(3)	(4)	(5)	(5)/(4)
1	ANDHRA PRADESH	90,349	90,349	90,618	100
2	ARUNACHAL PRADESH	6,107	6,107	6,028	99
3	ASSAM	62,153	62,153	62,153	100
4	BIHAR	91,793	91,793	91,677	100
5	CHHATISGARH	55,372	55,372	49,663	90
6	DELHI	10,984	10,984	10,897	99
7	GOA	1,262	1,262	1,262	100
8	GUJARAT	50,990	50,990	51,335	101
9	HARYANA	25,727	25,727	25,838	100
10	HIMACHAL PRADESH	18,890	18,890	18,885	100
11	JAMMU AND KASHMIR	28,577	28,577	28,591	100
12	JHARKHAND	38,432	38,432	38365 #	100
13	KARNATAKA	64,518	64,518	64,516	100
14	KERALA	33,112	33,112	33,108	100
15	MADHYA PRADESH	91,575	91,575	91138 #	100
16	MAHARASHTRA	1,07,933	1,07,933	96,902	90
17	MANIPUR	10,534	10,534	9,805	93
18	MEGHALAYA	5,156	5,156	5,155	100
19	MIZORAM	1,980	1,980	1980 #	100
20	NAGALAND	3,455	3,455	3,455	100
21	ODISHA	71,830	71,830	71,140	99
22	PUDUCHERRY	788	788	788	100
23	PUNJAB	26,656	26,656	26,656	100
24	RAJASTHAN	61,108	61,108	59,635	98
25	SIKKIM	1,233	1,233	1,233	100
26	TAMIL NADU	54,880	54,880	54,439	99
27	TRIPURA	9,908	9,908	9,911	100
28	UTTARAKHAND	20,487	20,487	18,907	92
29	UTTAR PRADESH	1,87,899	1,87,899	1,85,020	98
30	WEST BENGAL	1,16,702	1,16,702	1,10,389 #	95
31	ANDAMAN AND NICOBAR ISLANDS	710	710	708	100
32	CHANDIGARH	500	500	500	100
33	DADRA AND NAGAR HAVELI	267	267	268	100
34	DAMAN AND DIU	104	104	102	98
35	LAKSHADWEEP	107	107	107	100
Grand Total		13,52,078	13,52,078	13,21,174	98

Very Good:(90% or above of targets)

ANDHRA PRADESH, ARUNACHAL PRADESH, ASSAM, BIHAR, CHHATISGARH, DELHI, GOA, GUJARAT, HARYANA, HIMACHAL PRADESH, JAMMU AND KASHMIR, JHARKHAND, KARNATAKA, KERALA, MADHYA PRADESH, MAHARASHTRA, MANIPUR, MEGHALAYA, MIZORAM, NAGALAND, ODISHA, PUDUCHERRY, PUNJAB, RAJASTHAN, SIKKIM, TAMIL NADU, TRIPURA, UTTARAKHAND, UTTAR PRADESH, WEST BENGAL, ANDAMAN AND NICOBAR ISLANDS, CHANDIGARH, DADRA AND NAGAR HAVELI, DAMAN AND DIU, LAKSHADWEEP

Note: # Previous month figures have been repeated

Functional Anganwadis (Cumulative) % Achievement of Target During April 2013 - September 2013

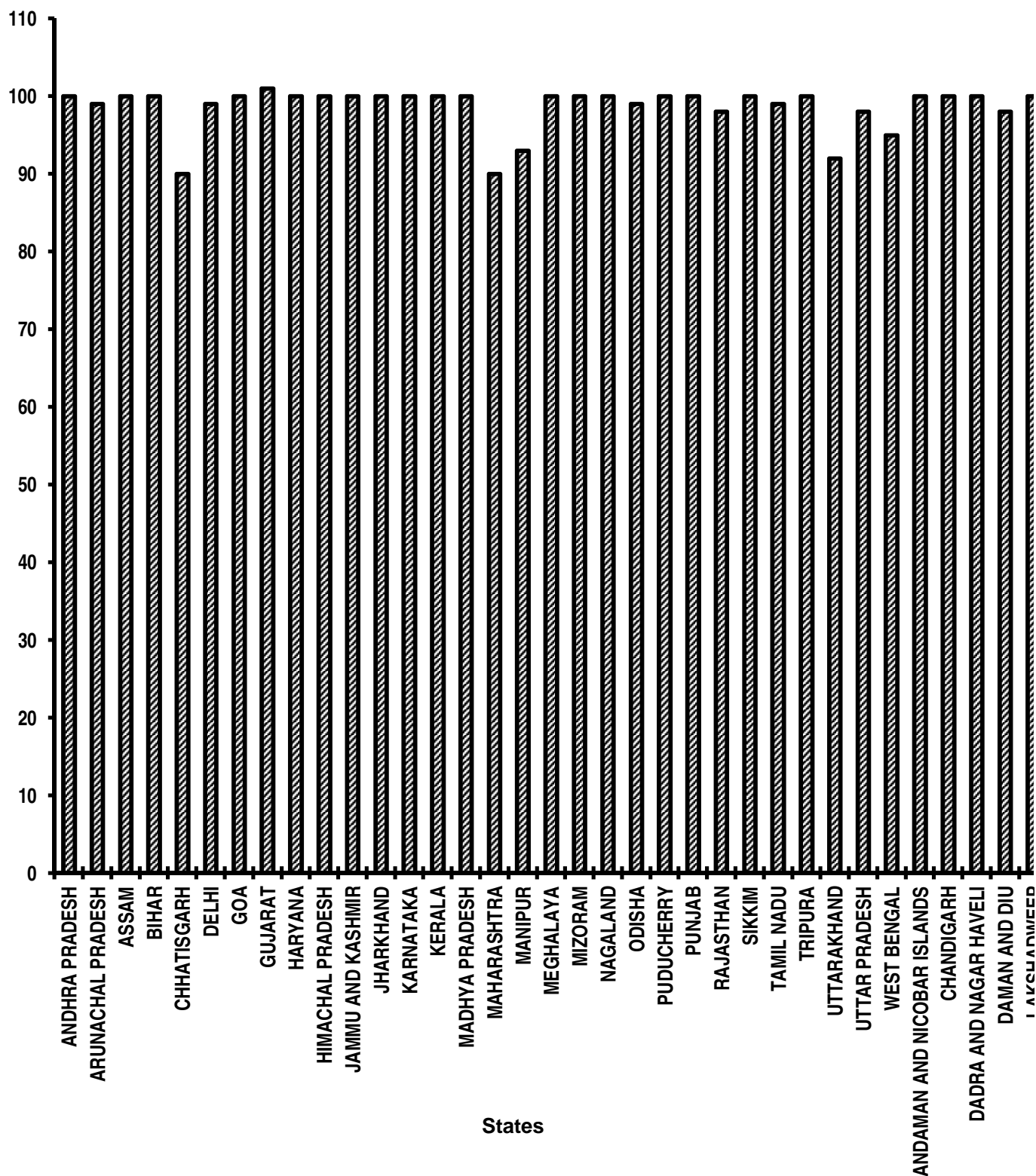


Table - 15

No. of Urban poor families assisted under Seven Point Charter
Poor Families assisted
(Unit: Number)

Sl. No.	State/UT Name	Target Δ		Achievement	Percent Achievement
		2013-2014	April 2013-September 2013	April 2013-September 2013	April 2013-September 2013
(1)	(2)	(3)	(4)	(5)	(5)/(4)
1	ANDHRA PRADESH	18,750	9,375	38,289	408
2	ARUNACHAL PRADESH	338	168	0	0
3	ASSAM	2,850	1,424	204	14
4	BIHAR	16,500	8,250	0	0
5	CHHATISGARH	16,500	8,250	0	0
6	DELHI	18,750	9,374	0	0
7	GOA	52	26	0	0
8	GUJARAT	18,750	9,374	9,128	97
9	HARYANA	3,112	1,556	1,085	70
10	HIMACHAL PRADESH	563	281	0	0
11	JAMMU AND KASHMIR	3,750	1,874	0	0
12	JHARKHAND	7,500	3,750	1752 #	47
13	KARNATAKA	3,750	1,874	940	50
14	KERALA	7,500	3,750	2,737	73
15	MADHYA PRADESH	18,750	9,374	2614 #	28
16	MAHARASHTRA	60,000	30,000	8,918	30
17	MANIPUR	1,500	750	0	0
18	MEGHALAYA	375	188	0	0
19	MIZORAM	750	374	0 #	0
20	NAGALAND	1,125	562	0	0
21	ODISHA	3,375	1,687	800	47
22	PUDUCHERRY	825	412	0	0
23	PUNJAB	6,000	3,000	153	5
24	RAJASTHAN	11,250	5,624	9,691	172
25	SIKKIM	90	44	1,088	2,473
26	TAMIL NADU	22,500	11,250	5,110	45
27	TRIPURA	375	188	1,798	956
28	UTTARAKHAND	1,875	938	185	20
29	UTTAR PRADESH	22,500	11,250	935	8
30	WEST BENGAL	26,250	13,124	64035 #	488
31	ANDAMAN AND NICOBAR ISLANDS	15	7	0	0
32	CHANDIGARH	3,750	1,874	218	12
33	DADRA AND NAGAR HAVELI	30	14	0	0
Grand Total		3,00,000	1,49,986	149680	100

Very Good:(90% or above of targets)

ANDHRA PRADESH, GUJARAT, RAJASTHAN, SIKKIM, TRIPURA, WEST BENGAL

Poor:(Below 80% of targets)

ARUNACHAL PRADESH, ASSAM, BIHAR, CHHATISGARH, DELHI, GOA, HARYANA, HIMACHAL PRADESH, JAMMU AND KASHMIR, JHARKHAND, KARNATAKA, KERALA, MADHYA PRADESH, MAHARASHTRA, MANIPUR, MEGHALAYA, MIZORAM, NAGALAND, ODISHA, PUDUCHERRY, PUNJAB, TAMIL NADU, UTTARAKHAND, UTTAR PRADESH, ANDAMAN AND NICOBAR ISLANDS, CHANDIGARH, DADRA AND NAGAR HAVELI

Note: Δ Previous year targets have been repeated provisionally

Previous month figures have been repeated

No. of Urban poor families assisted under Seven Point Charter

Poor Families Assisted

% Achievement of Target

During April 2013 - September 2013

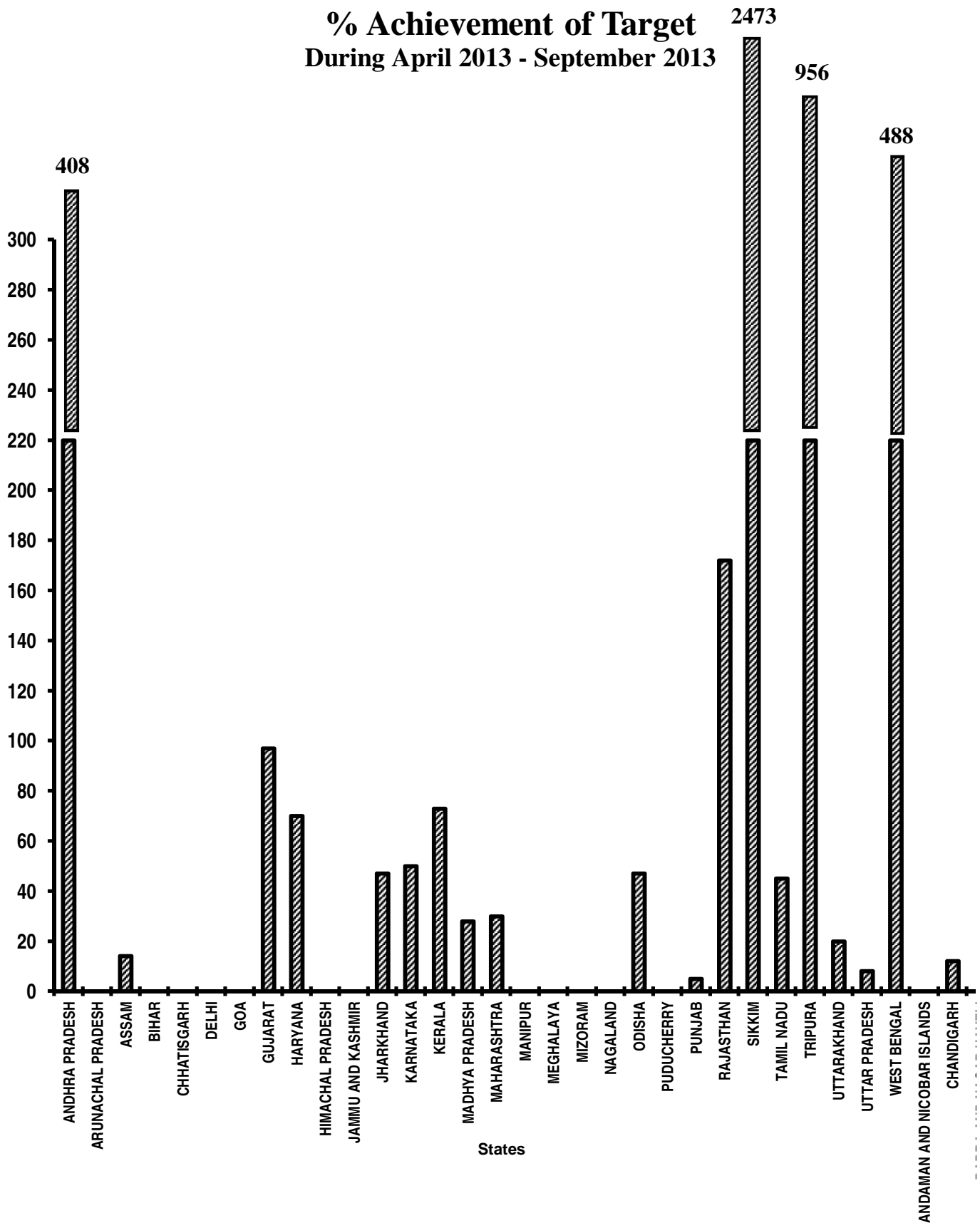


Table - 16(A)

**Afforestation (Public and Forest Lands)
Area Covered under Plantation
(Unit: Hectares)**

Sl. No.	State/UT Name	Target		Achievement	Percent Achievement
		2013-2014	April 2013-September 2013	April 2013-September 2013	April 2013-September 2013
(1)	(2)	(3)	(4)	(5)	(5)/(4)
1	ANDHRA PRADESH	3,87,760	1,93,878	1,48,890	77
2	ARUNACHAL PRADESH	5,760	2,880	62	2
3	ASSAM	1,180	588	0	0
4	BIHAR	21,860	10,932	36,104	330
5	CHHATISGARH	64,220	32,112	53,831	168
6	DELHI	1,220	608	582	96
7	GOA	225	111	146	132
8	GUJARAT	1,24,520	62,258	98,729	159
9	HARYANA	64,890	32,443	41,129	127
10	HIMACHAL PRADESH	25,460	12,728	15,929	125
11	JAMMU AND KASHMIR	9,050	4,524	739	16
12	JHARKHAND	22,200	11,100	3450 #	31
13	KARNATAKA	79,760	39,878	80,617	202
14	KERALA	7,530	3,762	3,890	103
15	MADHYA PRADESH	1,28,370	64,182	42680 #	66
16	MAHARASHTRA	1,57,780	78,888	1,83,076	232
17	MANIPUR	11,500	5,748	14,322	249
18	MEGHALAYA	3,940	1,968	6,033	307
19	MIZORAM	5,420	2,708	5253 #	194
20	NAGALAND	1,950	972	5,300	545
21	ODISHA	1,00,000	49,998	61,706	123
22	PUDUCHERRY	40	19	24	126
23	PUNJAB	9,700	4,848	13,239	273
24	RAJASTHAN	57,000	28,500	64,050	225
25	SIKKIM	6,160	3,078	822	27
26	TAMIL NADU	58,770	29,382	21,408	73
27	TRIPURA	20,450	10,224	15,769	154
28	UTTARAKHAND	19,920	9,960	18,840	189
29	UTTAR PRADESH	76,230	38,112	72,548	190
30	WEST BENGAL	7,940	3,968	3396 #	86
31	ANDAMAN AND NICOBAR ISLANDS	1,220	608	561	92
32	CHANDIGARH	100	50	155	310
33	DADRA AND NAGAR HAVELI	220	108	0	0
34	DAMAN AND DIU	10	4	7	175
35	LAKSHADWEEP	20	9	14	156
Grand Total		14,82,375	7,41,136	10,13,301	137

Very Good:(90% or above of targets)

BIHAR, CHHATISGARH, DELHI, GOA, GUJARAT, HARYANA, HIMACHAL PRADESH, KARNATAKA, KERALA, MAHARASHTRA, MANIPUR, MEGHALAYA, MIZORAM, NAGALAND, ODISHA, PUDUCHERRY, PUNJAB, RAJASTHAN, TRIPURA, UTTARAKHAND, UTTAR PRADESH, ANDAMAN AND NICOBAR ISLANDS, CHANDIGARH, DAMAN AND DIU, LAKSHADWEEP

Good:(Between 80% to 90% targets)

WEST BENGAL

Poor:(Below 80% of targets)

ANDHRA PRADESH, ARUNACHAL PRADESH, ASSAM, JAMMU AND KASHMIR, JHARKHAND, MADHYA PRADESH, SIKKIM, TAMIL NADU, DADRA AND NAGAR HAVELI

Note: # Previous month figures have been repeated

Afforestation (Public and Forest Lands)

Area Covered under Plantation

% Achievement of Target

During April 2013 - September 2013

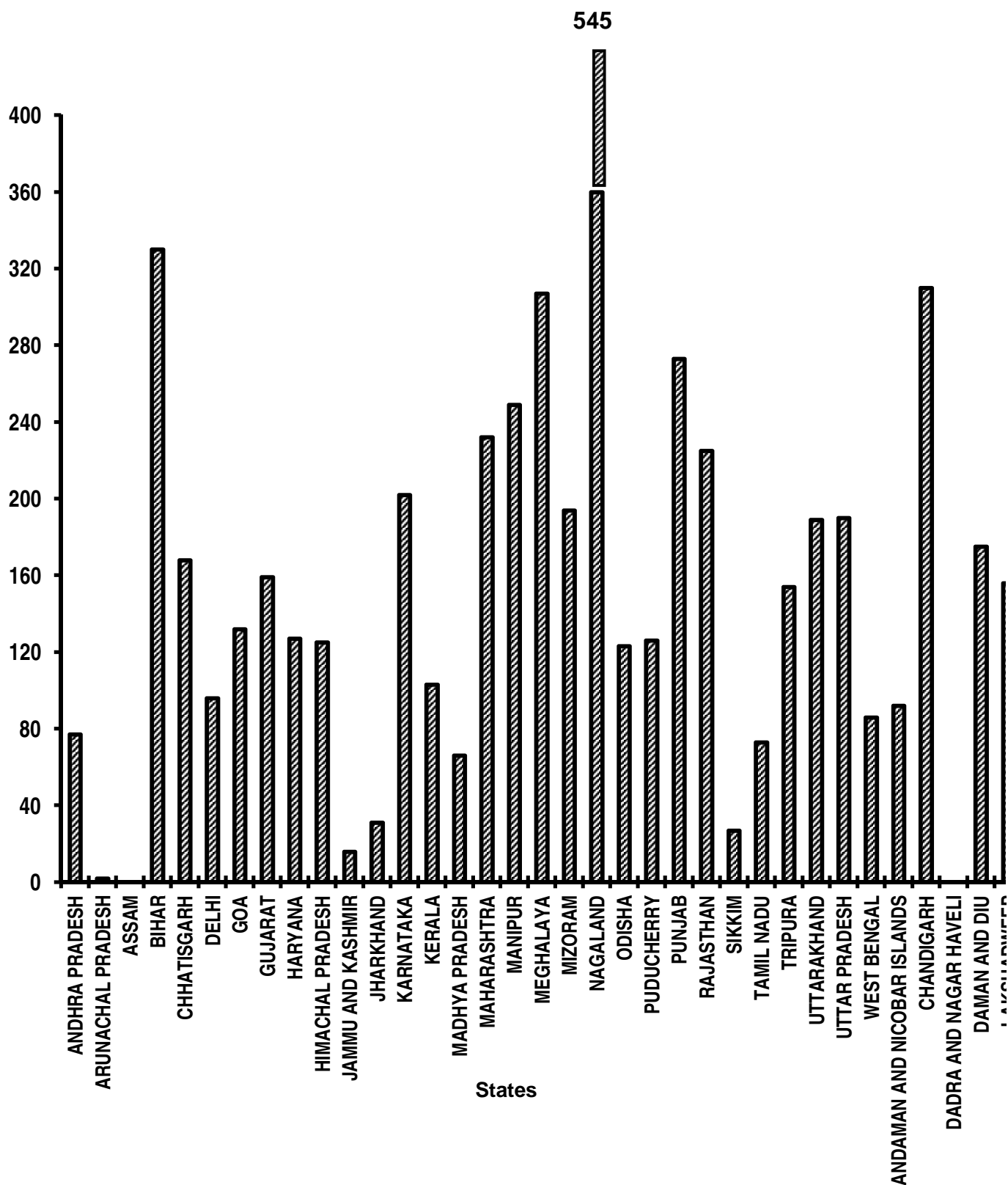


Table - 16(B)

**Afforestation (Public and Forest Lands)
Seedlings planted
(Unit: Number)**

		Target		Achievement	Percent Achievement
Sl. No.	State/UT Name	2013-2014	April 2013-September 2013	April 2013-September 2013	April 2013-September 2013
(1)	(2)	(3)	(4)	(5)	(5)/(4)
1	ANDHRA PRADESH	25,20,44,000	12,60,22,001	15,37,20,000	122
2	ARUNACHAL PRADESH	37,44,000	18,72,000	38,256	2
3	ASSAM	7,67,000	3,83,498	0	0
4	BIHAR	1,42,09,000	71,04,498	1,43,360 #	2
5	CHHATISGARH	4,17,43,000	2,08,71,498	4,81,10,000	231
6	DELHI	7,93,000	3,96,498	3,78,171	95
7	GOA	1,46,000	72,998	2,04,000	279
8	GUJARAT	8,09,38,000	4,04,68,998	6,45,98,000	160
9	HARYANA	4,21,79,000	2,10,89,499	3,43,00,000	163
10	HIMACHAL PRADESH	1,65,49,000	82,74,498	1,03,54,000	125
11	JAMMU AND KASHMIR	58,83,000	29,41,500	7,99,000	27
12	JHARKHAND	1,44,30,000	72,15,000	54,71,635 #	76
13	KARNATAKA	5,18,44,000	2,59,21,998	7,41,26,000	286
14	KERALA	48,95,000	24,47,498	28,60,854	117
15	MADHYA PRADESH	8,34,41,000	4,17,20,498	2,77,42,000 #	66
16	MAHARASHTRA	10,25,57,000	5,12,78,498	15,71,98,000	307
17	MANIPUR	74,75,000	37,37,498	94,14,729	252
18	MEGHALAYA	25,61,000	12,80,498	38,000	3
19	MIZORAM	35,23,000	17,61,498	32,83,724 #	186
20	NAGALAND	12,68,000	6,33,998	43,67,000	689
21	ODISHA	6,50,00,000	3,24,99,999	7,54,16,000	232
22	PUDUCHERRY	26,000	12,998	23,318	179
23	PUNJAB	63,05,000	31,52,498	1,05,91,000	336
24	RAJASTHAN	3,70,00,000	1,84,99,998	4,26,03,800	230
25	SIKKIM	40,04,000	20,01,998	5,95,680	30
26	TAMIL NADU	3,82,01,000	1,91,00,498	1,39,22,883	73
27	TRIPURA	1,32,93,000	66,46,500	1,02,50,000	154
28	UTTARAKHAND	1,29,48,000	64,74,000	1,95,29,000	302
29	UTTAR PRADESH	4,95,50,000	2,47,74,998	5,69,00,848	230
30	WEST BENGAL	51,61,000	25,80,498	3757950 #	146
31	ANDAMAN AND NICOBAR ISLANDS	7,93,000	3,96,498	3,60,597	91
32	CHANDIGARH	65,000	32,499	62,106	191
33	DADRA AND NAGAR HAVELI	1,43,000	71,498	0	0
34	DAMAN AND DIU	7,000	3,498	11,429	327
35	LAKSHADWEEP	13,000	6,500	11,312	174
Grand Total		96,34,98,000	48,17,48,948	831182652	173

Very Good: (90% or above of targets)

ANDHRA PRADESH, CHHATISGARH, DELHI, GOA, GUJARAT, HARYANA, HIMACHAL PRADESH, KARNATAKA, KERALA, MAHARASHTRA, MANIPUR, MIZORAM, NAGALAND, ODISHA, PUDUCHERRY, PUNJAB, RAJASTHAN, TRIPURA, UTTARAKHAND, UTTAR PRADESH, WEST BENGAL, ANDAMAN AND NICOBAR ISLANDS, CHANDIGARH, DAMAN AND DIU, LAKSHADWEEP

Poor: (Below 80% of targets)

ARUNACHAL PRADESH, ASSAM, BIHAR, JAMMU AND KASHMIR, JHARKHAND, MADHYA PRADESH, MEGHALAYA, SIKKIM, TAMIL NADU, DADRA AND NAGAR HAVELI

Note: # Previous month figures have been repeated

Afforestation (Public and Forest Lands)

Seedlings planted

% Achievement of Target
During April 2013 - September 2013

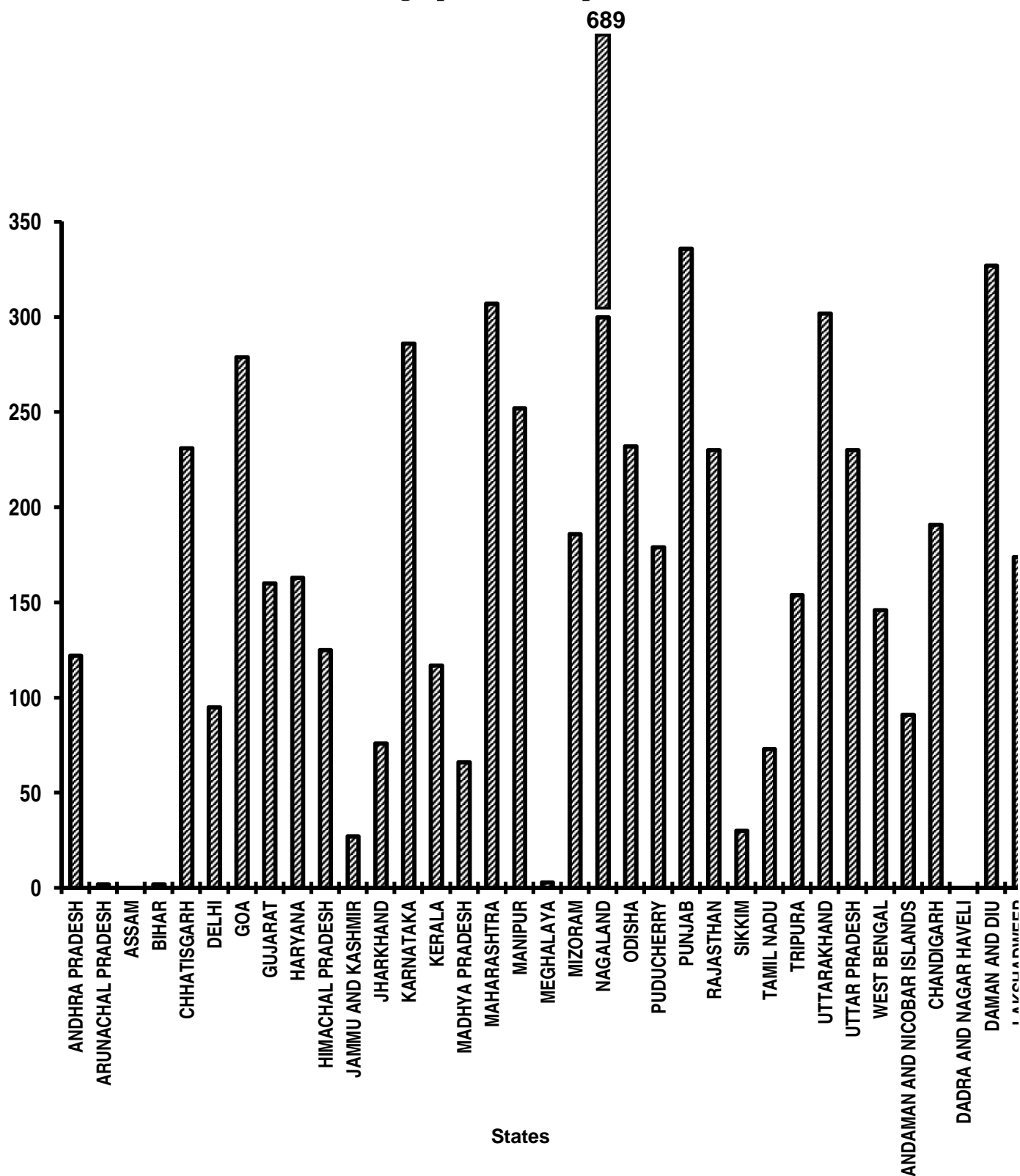


Table - 17

Rural roads - PMGSY
Length of road constructed
(Unit: Kilometer)

Sl. State/UT No. Name		Target		Achievement	Percent Achievement
		2013-2014	April 2013- September 2013	April 2013- September 2013	April 2013- September 2013
(1)	(2)	(3)	(4)	(5)	(5)/(4)
1	ANDHRA PRADESH	475	143	46	32
2	ARUNACHAL PRADESH	340	102	54	53
3	ASSAM	650	196	344	176
4	BIHAR	3,840	1,920	1,918	100
5	CHHATISGARH	1,900	570	387	68
6	GUJARAT	200	60	325	542
7	HARYANA	30	9	4	44
8	HIMACHAL PRADESH	550	165	212	128
9	JAMMU AND KASHMIR	1,285	385	460	119
10	JHARKHAND	1,880	564	459 *	81
11	KARNATAKA	90	27	117	433
12	KERALA	240	72	106	147
13	MADHYA PRADESH	3,350	1,005	567 *	56
14	MAHARASHTRA	440	132	226	171
15	MANIPUR	160	48	111	231
16	MEGHALAYA	40	12	33	275
17	MIZORAM	50	15	70 *	467
18	NAGALAND	190	57	145 *	254
19	ODISHA	3,460	1,038	839	81
20	PUNJAB	340	102	573	562
21	RAJASTHAN	1,580	474	825	174
22	SIKKIM	175	53	38	72
23	TAMIL NADU	685	205	297	145
24	TRIPURA	170	51	82 *	161
25	UTTARAKHAND	500	150	109	73
26	UTTAR PRADESH	2,320	696	661 *	95
27	WEST BENGAL	2,010	603	385 #	64
Grand Total		26,950	8,854	9,393	106

Very Good:(90% or above of targets)

ASSAM, BIHAR, GUJARAT, HIMACHAL PRADESH, JAMMU AND KASHMIR, KARNATAKA, KERALA, MAHARASHTRA, MANIPUR, MEGHALAYA, MIZORAM, NAGALAND, PUNJAB, RAJASTHAN, TAMIL NADU, TRIPURA, UTTAR PRADESH

Good:(Between 80% to 90% targets)

JHARKHAND, ODISHA

Poor:(Below 80% of targets)

ANDHRA PRADESH, ARUNACHAL PRADESH, CHHATISGARH, HARYANA, MADHYA PRADESH, SIKKIM, UTTARAKHAND, WEST BENGAL

Note: * The figures have been reconciled with that of Ministry of Rural Development

Previous month figures have been repeated

Rural Roads - PMGSY

Length of Road Constructed

% Achievement of Target
During April 2013 - September 2013

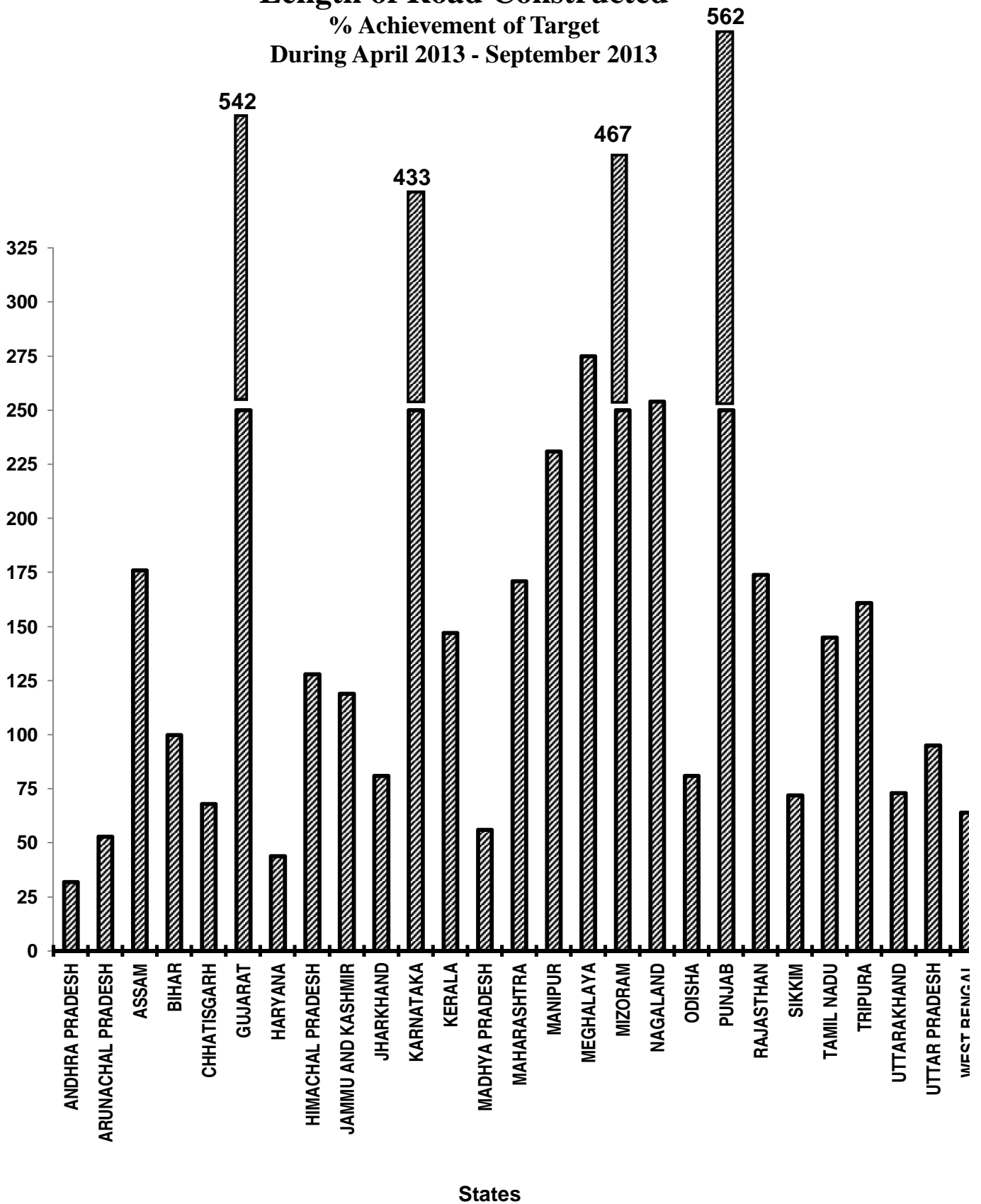


Table - 18

Rajiv Gandhi Grameen Vidyutikaran Yojana
Villages electrified
(Unit: Number)

Sl. No.	State/UT Name	Target		Achievement	Percent Achievement
		2013-2014	April 2013-September 2013	April 2013-September 2013	April 2013-September 2013
(1)	(2)	(3)	(4)	(5)	(5)/(4)
1	ARUNACHAL PRADESH	406	150	135 *	90
2	ASSAM	219	87	41	47
3	BIHAR	826	303	163 *	54
4	CHHATISGARH	525	166	74	45
5	HIMACHAL PRADESH	12	11	0	0
6	JAMMU AND KASHMIR	61	52	14 *	27
7	JHARKHAND	362	117	67 #	57
8	MADHYA PRADESH	45	17	340 #	2,000
9	MANIPUR	264	90	0 #	0
10	MEGHALAYA	212	80	28	35
11	MIZORAM	43	16	0 #	0
12	NAGALAND	17	9	3	33
13	ODISHA	204	62	48 *	77
14	RAJASTHAN	99	35	21	60
15	TRIPURA	1	1	0	0
16	WEST BENGAL	4	4	0 #	0
Grand Total		3,300	1,200	934	78

Very Good: (90% or above of targets)

ARUNACHAL PRADESH, MADHYA PRADESH

Poor: (Below 80% of targets)

ASSAM, BIHAR, CHHATISGARH, HIMACHAL PRADESH, JAMMU AND KASHMIR, JHARKHAND, MANIPUR, MEGHALAYA, MIZORAM, NAGALAND, ODISHA, RAJASTHAN, TRIPURA, WEST BENGAL

Note: * The figures have been reconciled with that of Ministry of Power

Previous month figures have been repeated

Rajiv Gandhi Grameen Vidyutikaran Yojana-RGGVY

Villages electrified
% Achievement of Target
During April 2013 - September 2013

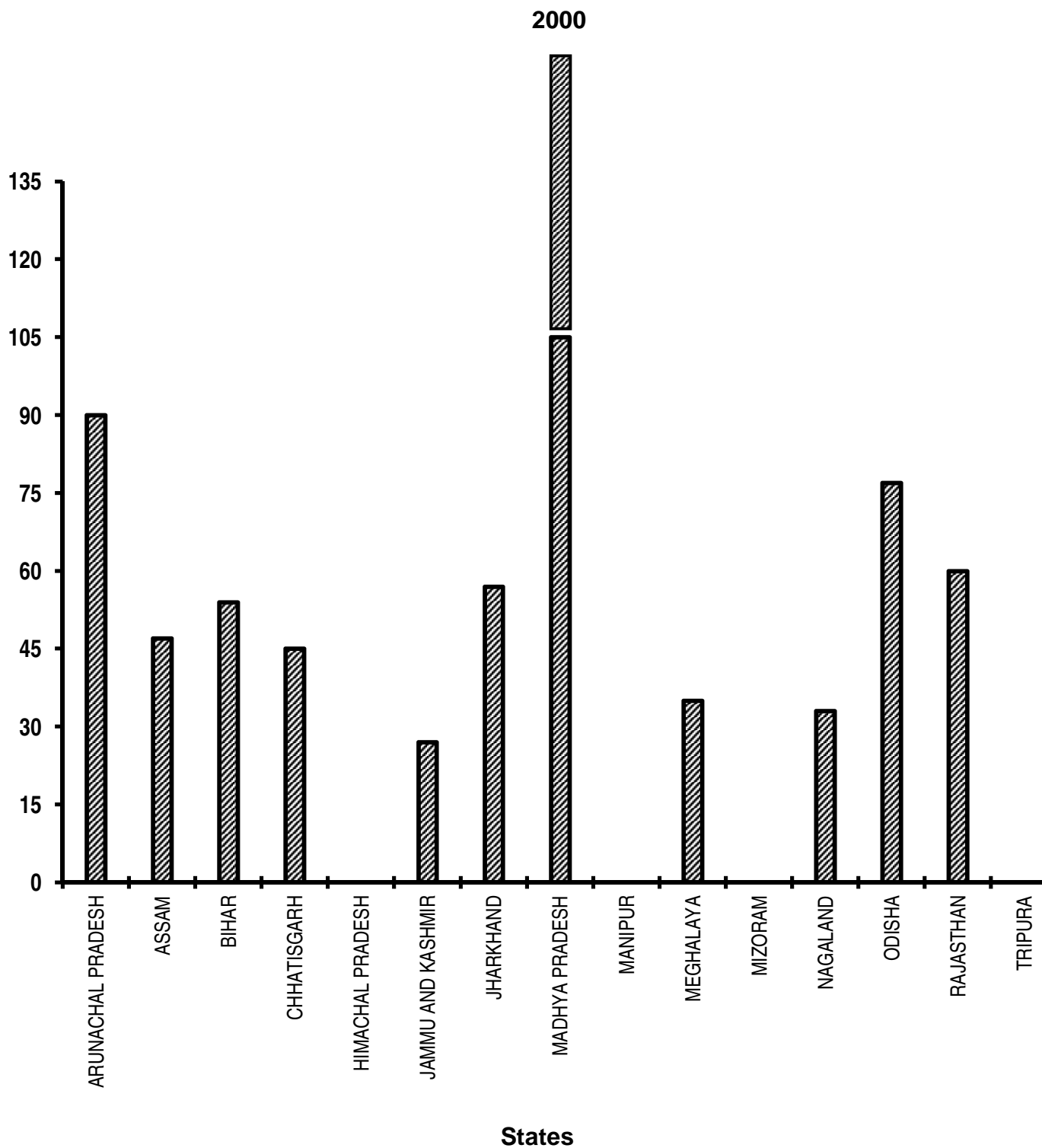


Table - 19

Energising pump sets
Pumps sets energized
(Unit: Number)

Sl. No.	State/UT Name	Target Δ		Achievement	Percent Achievement
		2013-2014	April 2013-September 2013	April 2013-September 2013	April 2013-September 2013
(1)	(2)	(3)	(4)	(5)	(5)/(4)
1	ANDHRA PRADESH	50,000	25,000	57,758	231
2	BIHAR	2,764	1,382	1,965	142
3	CHHATISGARH	20,000	10,000	7,168	72
4	GOA	100	50	81	162
5	GUJARAT Δ	44,250	22,122	32,660	148
6	HARYANA	19,000	9,500	8,750	92
7	HIMACHAL PRADESH Δ	1,215	606	1,065	176
8	JHARKHAND	22,000	11,000	1,373	12
9	KARNATAKA	38,602	19,300	18,073	94
10	KERALA	12,000	6,000	4,391	73
11	MADHYA PRADESH	17,237	8,618	8741 #	101
12	ORISSA	1,190	594	1,538	259
13	PUDUCHERRY	25	12	26	217
14	PUNJAB	60,000	30,000	16,462	55
15	RAJASTHAN Δ	30,000	15,000	55,155	368
16	TAMIL NADU Δ	15,000	5,000	4,768	95
17	UTTARAKHAND	350	174	557	320
18	UTTAR PRADESH	22,058	11,028	4,340	39
19	WEST BENGAL	422	210	924 #	440
20	DAMAN AND DIU	25	12	10	83
Grand Total		3,56,238	1,75,608	225805	129

Very Good:(90% or above of targets)

ANDHRA PRADESH, BIHAR, GOA, GUJARAT, HARYANA, HIMACHAL PRADESH, KARNATAKA, MADHYA PRADESH, ODISHA, PUDUCHERRY, RAJASTHAN, TAMIL NADU, UTTARAKHAND, WEST BENGAL

Good:(Between 80% to 90% targets)

DAMAN AND DIU

Poor:(Below 80% of targets)

CHHATISGARH, JHARKHAND, KERALA, PUNJAB, UTTAR PRADESH

Note: Δ Only 04 States have furnished the targets for the year 2013-14 and for rest of the States the targets have been repeated provisionally.

Previous month figures have been repeated

Energising Pump sets

Pumps sets energized

% Achievement of Target

During April 2013 - September 2013

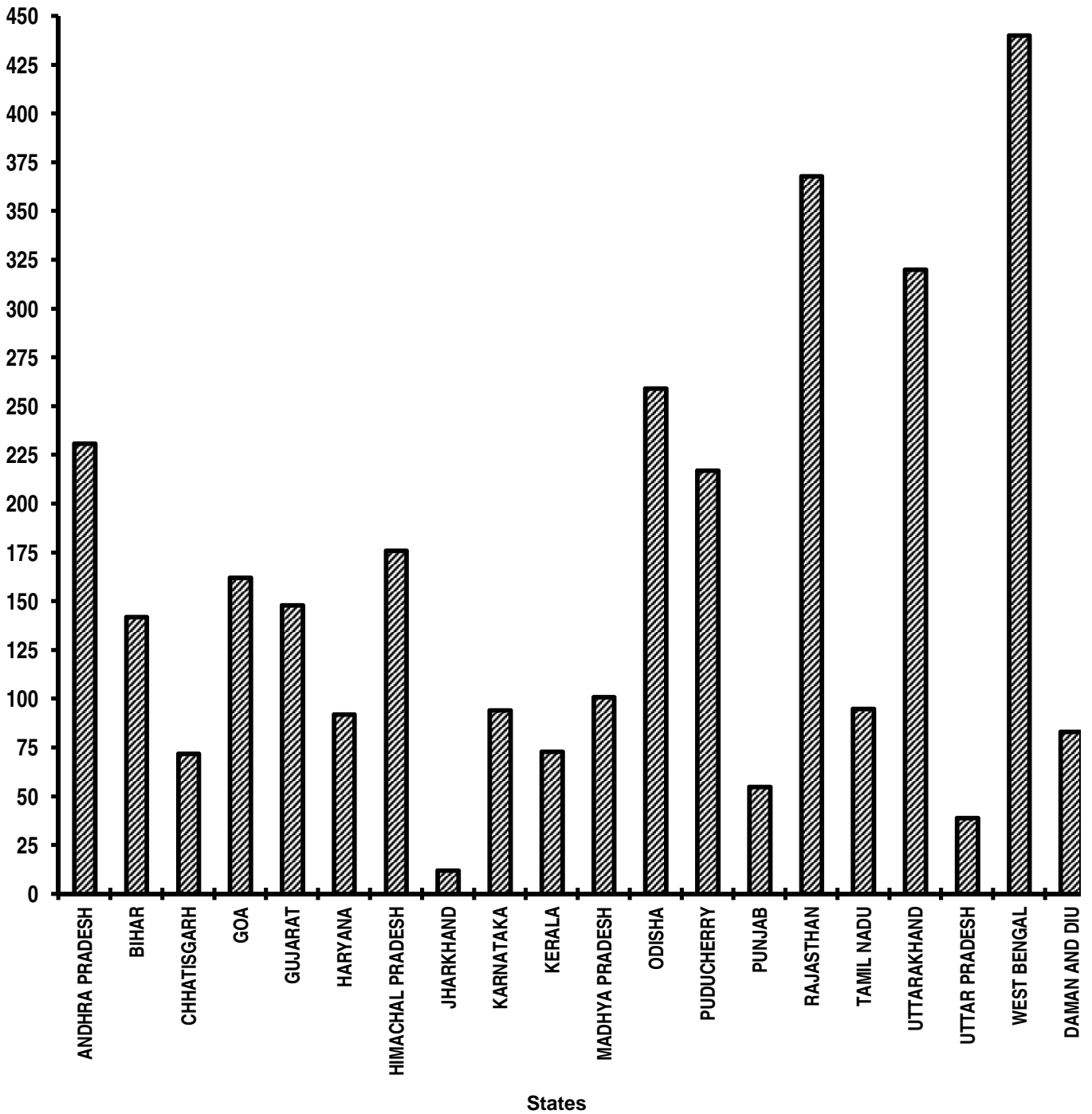


Table - 20

Supply of Electricity

Sl. No.	State/UT Name	Electricity demanded (Million Units) April 2013- September 2013	Electricity supplied (Million Units) April 2013- September 2013	Shortage observed (Million Units) April 2013- September 2013	Percentage of Electricity Supplied
(1)	(2)	(3)	(4)	(5)	(6)
1	ANDHRA PRADESH	48,115	43,558	4,557	91
2	ARUNACHAL PRADESH	269	251	18	93
3	ASSAM	3,936	3,656	280	93
4	BIHAR	7,605	7,201	404	95
5	CHHATISGARH	9,673	9,575	98	99
6	DELHI	15,741	15,692	49	100
7	GOA	1,776	1,761	15	99
8	GUJARAT	46,091	46,085	6	100
9	HARYANA	24,936	24,756	180	99
10	HIMACHAL PRADESH	4,660	4,590	70	98
11	JAMMU AND KASHMIR	7,385	5,568	1,817	75
12	JHARKHAND	3,491	3,395	96	97
13	KARNATAKA	30,511	26,815	3,696	88
14	KERALA	10,443	10,057	386	96
15	MADHYA PRADESH	22,343	22,334	9	100
16	MAHARASHTRA	61,511	60,514	997	98
17	MANIPUR	290	276	14	95
18	MEGHALAYA	842	764	78	91
19	MIZORAM	212	206	6	97
20	NAGALAND	295	290	5	98
21	ODISHA	12,997	12,802	195	98
22	PUDUCHERRY	1,223	1,210	13	99
23	PUNJAB	30,174	29,497	677	98
24	RAJASTHAN	27,129	27,014	115	100
25	SIKKIM	191	191	0	100
26	TAMIL NADU	47,835	44,680	3,155	93
27	TRIPURA	610	576	34	94
28	UTTARAKHAND	6,084	5,843	241	96
29	UTTAR PRADESH	42,532	42,451	81	100
30	WEST BENGAL	23,268	23,196	72	100
31	ANDAMAN AND NICOBAR ISLANDS	120	90	30	75
32	CHANDIGARH	935	935	0	100
33	DADRA AND NAGAR HAVELI	2,723	2,723	0	100
34	DAMAN AND DIU	1,149	1,149	0	100
35	LAKSHADWEEP	24	24	0	100
Grand Total		4,97,119	4,79,725	17,394	97

Very Good: (90% or above of targets)

ANDHRA PRADESH, ARUNACHAL PRADESH, ASSAM, BIHAR, CHHATISGARH, DELHI, GOA, GUJARAT, HARYANA, HIMACHAL PRADESH, JHARKHAND, KERALA, MADHYA PRADESH, MAHARASHTRA, MANIPUR, MEGHALAYA, MIZORAM, NAGALAND, ODISHA, PUDUCHERRY, PUNJAB, RAJASTHAN, SIKKIM, TAMIL NADU, TRIPURA, UTTARAKHAND, UTTAR PRADESH, WEST BENGAL, CHANDIGARH, DADRA AND NAGAR HAVELI, DAMAN AND DIU, LAKSHADWEEP

Good: (Between 80% to 90% targets)

KARNATAKA

Poor: (Below 80% of targets)

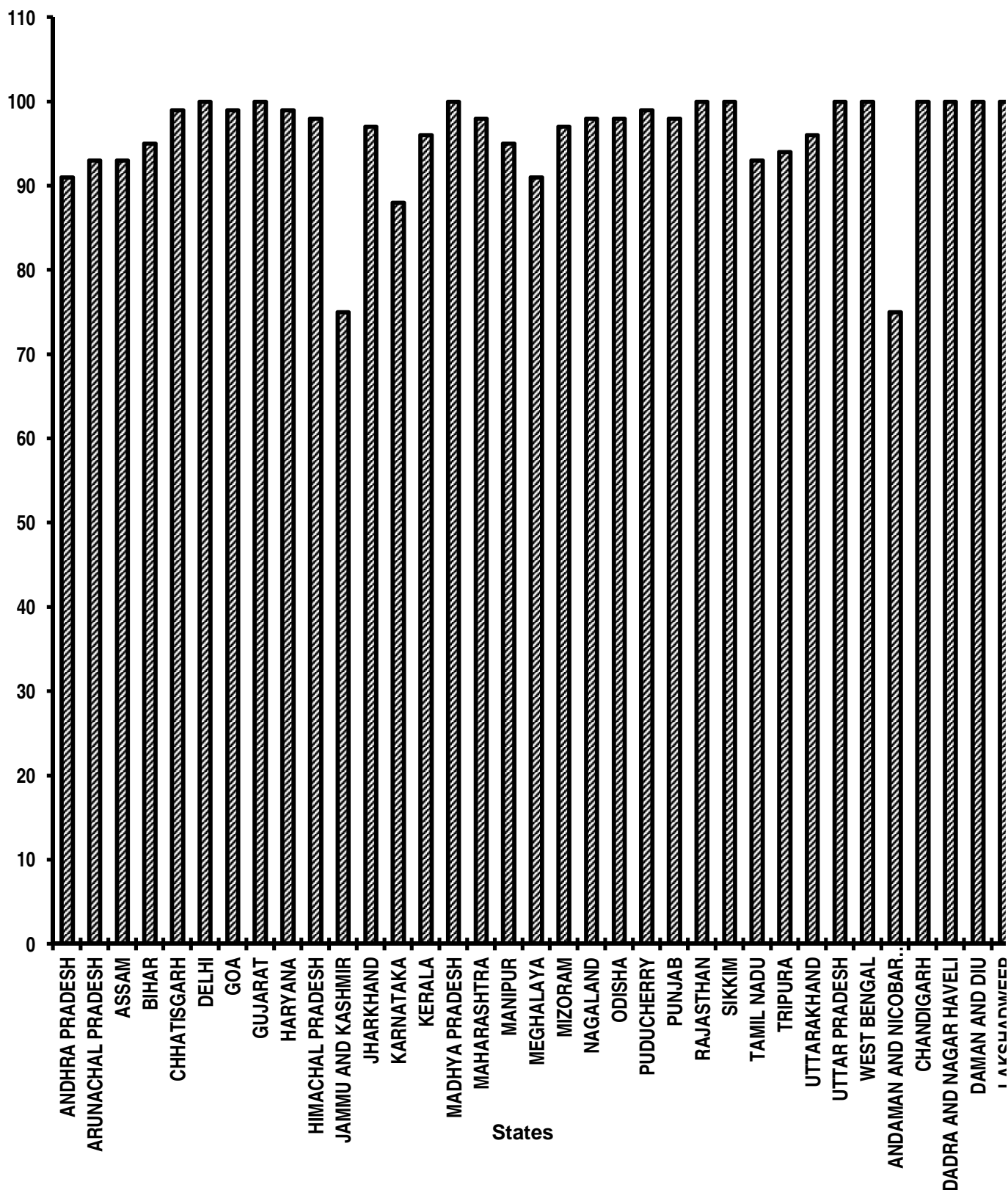
JAMMU AND KASHMIR, ANDAMAN AND NICOBAR ISLANDS

Supply of Electricity

Electricity supplied

% Achievement of Target

During April 2013 - September 2013



LIST OF ITEMS COVERED UNDER (TPP) - 2006

Point No.	Item No.	Name of the Points/Items
I.		Garibi Hatao [Poverty Eradication]
		Rural Areas
	1.	Employment generation under the <i>Mahatma Gandhi National Rural Employment Guarantee Act (MGNREGA)</i>
	2.	Swaranjayanti Gram Swarajgar Yojana (SGSY)
	3.	Rural Business Hubs in Partnership with Panchayats
	4.	Self help Groups
		Urban Areas
	5.	Swaranjayanti Shehari Rojgar Yojana
II.		Jan Shakti (Power to People)
	6.	Local Self Government (Panchayati Raj and Urban Local Bodies) - Activity Mapping for devolution of functions - Budget Flow of Funds - Assignment of Functionaries
	7.	Quick and Inexpensive Justice – Gram Nyayalayas and Nyaya Panchayats.
	8.	District Planning Committees.
III.		Kisan Mitra [Support to Farmers]
	9.	Water shed development
	10.	Marketing and infrastructural support to farmers
	11.	Irrigation facilities (including minor and micro irrigation) for agriculture
	12.	Credit to farmers
	13.	Distribution of waste land to the landless
IV.		Shramik Kalyan [Labour Welfare]
	14.	Social Security for Agricultural and Unorganised Labour
	15.	Minimum Wages Enforcement (including Farm Labour)
	16.	Prevention of Child Labour
	17.	Welfare of Women Labour
V.		Khadya Suraksha [Food Security]
	18.	Food Security: (i) Targeted Public Distribution system, (ii) Antyodaya Anna Yojana, (iii) Establishing Grain banks in chronically food scarcity areas
VI.		Subke Liye Aawas [Housing for All]
	19	Rural Housing - Indira Awaas Yojana
	20.	EWS/LIG Houses in Urban Areas

Contd.....

Point No.	Item No.	Name of the Points/Items
VII.		Shudh Peya Jal [Clean Drinking Water]
	21.	Rural Areas. - National Rural Drinking Water Programme-(<i>NRDWP</i>)
	22.	Urban Areas: - Accelerated Urban Water Supply Programme
VIII.		Jan Jan Ka Swasthya [Health for All]
	23.	Control and prevention of major diseases: (a) HIV/AIDS (b) TB (c) Malaria (d) Leprosy (e) Blindness
	24.	National Rural Health Mission
	25.	Immunisation of Children
	26.	Sanitation Programme in - Rural Areas - Urban areas
	27.	Institutional Delivery
	28.	Prevention of Female Foeticide
	29.	Supplementary nutrition for Mothers and Children
	30.	Two Child norms
IX.		Sabke Liye Shiksha [Education for All]
	31.	Sarv Shiksha Abhiyan - Compulsory Elementary Education
	32.	Mid Day Meal Scheme
X.		Anusuchit Jaati, Jan Jaati, Alp-sankhyak evam Anya Pichhra Varg Kalyan [Welfare of Scheduled Castes, Scheduled Tribes, Minorities and OBCs]
	33.	SC Families Assisted (a) SC families assisted under SCA to SCSP & NSFDC (b) SC students assisted under post matric scholarship
	34.	Rehabilitation of Scavengers
	35.	ST Families Assisted
	36.	Rights of Forest dwellers – Owners of minor forest produce
	37.	Particularly Vulnerable Tribal Groups (PTGs)
	38.	No alienation of Tribal lands
	39.	Implementation of Panchayats (Extension to Scheduled Areas) Act [PESA]
	40.	Welfare of Minorities
	41.	Professional education among all minority communities
	42.	Reservation of OBCs in - Education - Employment
XI.		Mahila Kalyan [Women Welfare]
	43.	Financial Assistance for Women Welfare
	44.	Improved participation of women in (a) Panchayats (b) Municipalities (c) State Legislatures (d) Parliament

Contd.....

Point No.	Item No.	Name of the Points/Items
XII.		Bal Kalyan (Child Welfare)
	45.	Universalisation of ICDS Scheme
	46.	Functional Anganwadis
XIII.		Yuva Vikas [Youth Development]
	47.	Sports for all in Rural and Urban areas
	48.	Rashtriya Sadbhavana Yojana
	49.	National Service Scheme (NSS)
XIV.		Basti Sudhar [Improvement of Slums]
	50.	Number of Urban poor families assisted under seven point charter viz. land tenure, housing at affordable cost, water, sanitation, health, education, and social security.
XV.		Paryavaran Sanrakshan evam Van Vridhi [Environment Protection and Afforestation]
	51.	Afforestation (a) Area Covered under Plantation on - Public and Forest Lands (b) Number of Seedlings planted on -Public and Forest Lands
	52.	Prevention of pollution of Rivers and water bodies
	53.	Solid and liquid waste management in - Rural Areas - Urban Areas
XVI.		Samajik Suraksha [Social Security]
	54.	Rehabilitation of handicapped and orphans.
	55.	Welfare of the aged
XVII.		Grameen Sadak [Rural Roads]
	56.	Rural Roads - PMGSY
XVIII.		Grameen Oorja [Energization of Rural Area]
	57.	Bio-diesel Production
	58.	Rajiv Gandhi Grameen Vidyutikaran Yojana
	59.	Renewable Energy
	60.	Energising Pump sets
	61.	Supply of Electricity
	62.	Supply of Kerosene and LPG
XIX.		Pichhara Kshetra Vikas [Development of Backward Areas]
	63.	Backward Regions Grants Fund (BRGF)
XX.		e- Shasan [IT enabled e-Governance]
	64.	Central and State Governments
	65.	Panchayats and Municipalities

ABBREVIATIONS USED

AAY	Antyodaya Anna Yojana
NRDWP	National Rural Drinking Water Programme
DDRS	Deen Dayal Rehabilitation Scheme
EWS	Economically Weaker Section
IAY	Indira Awaas Yojana
ICDS	Integrated Child Development Scheme
LIG	Low Income Group
MWE	Minimum Wages Enforcement
NC	Not Covered
NREGS	National Rural Employment Guarantee Scheme
PC	Partially Covered
PMGSY	Prime Minister Grameen Sadak Yojana
SC	Scheduled Caste
RGGVY	Rajiv Gandhi Grameen Vidyutikaran Yojana
SGRY	Sampoorna Grameen Rojgar yojana
SGSY	Swaranjayanati Gram Swarojgar Yojana
SHG	Self Help Groups
ST	Scheduled Tribe
TPDS	Targeted Public Distribution system