

TWENTY POINT PROGRAMME - 2006

PROGRESS REPORT

FOR THE PERIOD

APRIL 2017 – MARCH 2018



GOVERNMENT OF INDIA

MINISTRY OF STATISTICS AND PROGRAMME IMPLEMENTATION

SARDAR PATEL BHAWAN, SANSAD MARG,

NEW DELHI-110 001

Website: www.mospi.gov.in

CONTENT

		Page No.
I.	Introduction	1
PART-I		
Overall Performance Analysis		
II.	Progress Report	2
III.	Highlights of Performance	3
Table - A	All India Performance	7
Table - B	State-wise Performance	8
Table - C	State -wise and Item-wise Performance	14
PART- II		
Performance Tables		
Table No.	Description of Item	
1	Employment Generation - MGNREG A	23
2(A)	Number of SHGs promoted (new and revived) during the financial year (NRLM)	24
2(B)	Number of SHGs provided Revolving Fund (RF) during the financial year (NRLM)	26
2(C)	Number of SHGs provided Community Investment Fund (CIF) during the financial year (NRLM)	28
3(A)	Distribution of Waste Land to the Landless	30
3(B)	Waste Land distributed to SC, ST and others	31
4(A)	Minimum Wages Enforcement (including Farm Labour)	32
	(i) Inspections made (ii) Irregularities detected	
	(iii) Irregularities rectified	
4(B)	Minimum Wages Enforcement (including Farm Labour)	33
	(i) Claims Filed (ii) Claims Settled	
4(C)	Minimum Wages Enforcement (including Farm Labour)	34
	(i) Prosecution cases pending (ii) Prosecution cases filed	
	(iii) Prosecution cases decided	
5(A)	Food Security: Targeted Public Distribution System (TPDS) for AAY, APL & BPL	35
5(D)	Food Security: NFSA for Normal	37
5(E)	Food Security: NFSA for Tide Over	39
6	Rural Housing : Pradhan Mantri Awaas Yojana (PMAY-G)	41
7	EWS/LIG Houses in Urban Areas	43
8	National Rural Drinking Water Programme (NRDWP)	
8(A)	Partially Covered Habitations	45
8(B)	Coverage of Quality Affected Habitations	47
9	Sanitation Programme in Rural Areas	49
10	Institutional Delivery	50
11(A)	SC Families assisted under SCA to SCSP & NSFDC	51
11(B)	SC Students assisted under Post-Matric Scholarship	53
12	Universalization of ICDS Scheme	54
13	Functional Anganwadis	56
14	Number of Urban Poor Families assisted under Seven Point Charter	58
15(A)	Afforestation- Area Covered under Plantation (Public and Forest Lands)	59
15(B)	Afforestation: Seedlings Planted (Public and Forest Lands)	61
16	Rural Roads Constructed under (PMGSY)	63
17	Deendayal Upadhyaya Gram Jyoti Yojana (DDUGJY)	65
18	Energising Pump sets	67
19	Supply of Electricity	69
PART- III		
	State -wise and Item-wise Performance	71
Annexures		
Annexure - 1	List of Twenty Points	143
Annexure - 2	List of 65 items to be monitored under TPP-2006	144
Annexure - 3	List of Quarterly Monitored Items	147
Annexure - 4	Status of receipt of targets for Quarterly Monitored Items	148
Annexure - 5	List of items/parameters identified for appraisal	152
Annexure - 6	Abbreviations used	153

Twenty Point Programme – 2006

An Introduction

The Twenty Point Programme (TPP) was launched by the Government of India in the year 1975 and was restructured in 1982, 1986 and again in 2006. The restructured programme, known as Twenty Point Programme (TPP) – 2006, became operational with effect from 1st April 2007. The programme is meant to give a thrust to schemes relating to poverty alleviation, employment generation in rural areas, housing, education, health & family welfare, protection of environment and many other schemes having a bearing on the quality of life, especially in the rural areas.

2. Twenty Point Programme (TPP) – 2006 originally consisted of 20 Points (**Annexure-1**) and 66 items being monitored individually by Central Nodal Ministries concerned. Up to 2007-08, out of 66 items, 22 items were monitored on monthly basis. In April 2008 *Sampoorna Grameen Rozgar Yojana (SGRY)* merged with another item namely *National Rural Employment Guarantee Act* which has been renamed as *Mahatma Gandhi National Rural Employment Guarantee Act* since 31st December 2009. Further, in the 12th Plan *Swarnajayanti Gram Swarozgar Yojana (SGSY)* has been modified and renamed as *National Rural Livelihoods Mission (NRLM)*. Targeted Public Distribution System (TPDS) is being gradually replaced with *National Food Security Act (NFSA)*. Presently, 65 items are monitored under TPP-2006. These 65 items consist of 162 identified parameters. The list of 65 items is enclosed at **Annexure-2**.

3. Out of 65 items, 19 items (earlier 20) measured on 37 parameters are being monitored on quarterly basis, of which 21 parameters are monitored against the targets fixed at the beginning of financial year by the Central Nodal Ministries and State Governments. However, targets for the 6 parameters, viz., (i) Food Security-TPDS - only AAY, (ii) Food Security - TPDS - only BPL, (iii) Houses constructed - EWS/LIG, (iv) Partially Covered Habitations – NRDWP, (v) Coverage of Quality Affected Habitations – NRDWP, and (vi) SC Families assisted under SCA to SCSP & NSFDC, have not been received from the respective Central Nodal Ministries. For 2 parameters, namely ‘Food Security-TPDS - only AAY’ and ‘Food Security - TPDS - only BPL’, achievements have also been not received for the all four quarters of 2017-18. For the parameter ‘Pumps sets energized’, targets for only 4 States viz., Andhra Pradesh, Gujarat, Himachal Pradesh and Tamil Nadu have been received (**Annexure-3&4**). The remaining items under TPP-2006 are being monitored on annual basis as the information in respect of these items is made available by the concerned Central Nodal Ministries only on annual basis.

4. Some of the schemes/programmes are yet to be operationalised by the Central Nodal Ministries concerned. These items will be monitored only after the schemes come into existence and their frequency of monitoring will also be decided later. The details of such items are available at **Annexure-5**.

5. The monitoring mechanism for TPP-2006 is operational at the Centre, State, District and block level. Most of the States/Union Territories have constituted Block, District and State level monitoring committees. At the Centre, the progress of individual items is monitored and reviewed by the Departments/Ministries concerned. The Ministry of Statistics & Programme Implementation (MOSPI) monitors the programme/ schemes covered under TPP-2006 on the basis of performance reports received from State Governments and Central Nodal Ministries.

TWENTY POINT PROGRAMME - 2006

PART - I

OVERALL PERFORMANCE ANALYSIS

Twenty Point Programme-2006

Progress Report – (April 2017 - March 2018)

1. This progress report of Twenty Point Programme-2006 consists of two parts: **Part-I** contains an analysis of the overall performance, whereas **Part-II** deals with item-wise performance.
2. The report is compiled on the basis of data received from the Central Nodal Ministries and State Governments/UT Administrations. Presently, 21 parameters are taken for quarterly performance analysis (out of which, 2 parameters, namely 'Food Security-TPDS - only AAY' and 'Food Security - TPDS - only BPL', targets and achievements have also been not received for the all four quarters of 2017-18). The data are received either through web enabled software developed by National Informatics Centre (NIC) Cell in this Ministry or through fax/e-mail/post. The processing of data has been done in association with NIC Cell.
3. The analysis for the period **April 2017 - March 2018** shows that the performance under **fifteen items/parameters** has been '**Very Good**' (90% or above the targets). These items/parameters are:
 - (i) SC families assisted - under SCA to SCSP & NSFDC
 - (ii) Pumps sets energized
 - (iii) Rural Housing - PMAY(G)
 - (iv) Area Covered under Plantation (Public and Forest Lands)
 - (v) Number of SHGs promoted (new and revived) during the financial year - NRLM
 - (vi) Seedlings planted (Public and Forest Lands)
 - (vii) Houses constructed - EWS/LIG
 - (viii) Number of SHGs provided Revolving Fund (RF) during the financial year - NRLM
 - (ix) Food Security: National Food Security Act (Tide Over)-NFSA
 - (x) ICDS Blocks Operational (Cum.)
 - (xi) Electricity supplied
 - (xii) Food Security: Targeted Public Distribution System (TPDS)
 - (xiii) Food Security: National Food Security Act (Normal)-NFSA
 - (xiv) Anganwadis Functional (Cum.)
 - (xv) Road constructed- PMGSY
5. There is **two** item/parameter in the category of '**Good**' (80% or above but less than 90%). These items/parameters are:
 - (i) Villages electrified - DDUGJY
 - (ii) Number of SHGs provided Community Investment Fund (CIF) during the financial year - NRLM
6. The performance of **two items/parameters** has been '**Poor**' (below 80% of target). These items/parameters are:
 - (i) Coverage of quality affected habitations - NRDWP
 - (ii) Partially Covered Habitations – NRDWP
5. Some of items under TPP-2006 namely *Mahatma Gandhi National Rural Employment Guarantee Act (MGNREGA)*, *Sanitation Programme in Rural Area* and *Institutional Delivery* are demand driven, whereas for items like *Distribution of Wasteland to the landless* and *Minimum Wages Enforcement (including Farm Labour)*, concerned administrative ministries are not in position to provide State/UT-wise targets, as such all these items are being monitored without any targets.

HIGHLIGHTS OF PERFORMANCE

Sl. No.	Item	Achievement for April 2017 - March 2018
1- Employment Generated under MGNREGA		
	(i) No. of Job cards issued	3,01,14,994
	(ii) Employment generated (crore persondays)	216.54
	(iii) Wages given (Rs. Crore)	39,189.64
2- National Rural Livelihood Mission (NRLM)		
	(i) Number of SHGs promoted (new and revived) during the financial year	7,91,850
	(ii) Number of SHGs provided Revolving Fund (RF) during the financial year	4,84,499
	(iii) Number of SHGs provided Community Investment Fund (CIF) during the financial year	2,50,185
3- Distribution of waste land to the landless		
	Land distributed (hectare)	3,793
4- Minimum Wages Enforcement (Including Farm Labour)		
	(i) No. of Inspections made	1,84,660
	(ii) No. of Irregularities detected	8,051
	(iii) No. of Irregularities rectified	8,815
	(iv) No. of Claims filed	553
	(v) No. of Claims settled	540
	(vi) No. of Prosecution cases pending	4,661
	(vii) No. of Prosecution cases filed	877
	(viii) No. of Prosecution cases decided	721
5- Food Security: (i) TPDS/ NFSA		
	(i) Food Security: Targeted Public Distribution System (TPDS) (lakh tonnes)	540.49
	(ii) NFSA (Normal) (lakh tonnes)	512.20
	(iii) NFSA (Tide Over) (lakh tonnes)	28.29
6- Rural Housing - Pradhan Mantri Awaas Yojana - Grameen		
	No. of Houses constructed	38,67,343
7- EWS/LIG Houses in Urban Areas		
	No. of Houses constructed	2,49,155

Contd.....

Sl. No.	Item	Achievement for April 2017 - March 2018
8-	Rural Areas. - National Rural Drinking Water Programme-(NRDWP)	
	(i) Partially Covered Habitations - (NRDWP)	17,928
	(ii) Coverage of Quality Affected Habitations – (NRDWP)	5,466
9-	Sanitation Programme in Rural Areas	
	No. of Individual household latrines constructed (lakh)	303.27
10-	Institutional Delivery	
	No. of Deliveries in Institutions (lakh)	166.26
11-	SC Families Assisted	
	(i) No. of SC Families assisted under SCA to SCSP & NSFDC	10,28,663
	(ii) No. of SC Students assisted under post matric scholarship	42,01,287
12-	Universalisation of ICDS Schemes	
	No. of ICDS Blocks Operational (Cum.)	7,074
13-	Functional Anganwadis	
	No. of Anganwadis Functional (Cum.) (lakh)	13.43
14-	Number of Urban poor families assisted under Seven Point Charter viz. land tenure, housing at affordable cost, water, sanitation, health, education, and social security.	
	No. of Poor Families assisted (lakh)	15.11
15-	Afforestation:	
	(i) Area covered under Plantation (Public and Forest Lands) (hectares)	16,88,507
	(ii) No. of Seedlings planted (Public and Forest Lands) (crore)	107.31
16-	Rural Road- Pradhan Mantri Gram Sadak Yojana (PMGSY)	
	Length of Road constructed (Kms.)	48,749
17-	Deendayal Upadhyaya Gram Jyoti Yojana (DDUGJY)	
	No. of Villages electrified	3,736
18-	Energized Pumps sets	
	No. of Pumps sets energized (lakh)	5.96
19-	Supply of Electricity	
	Electricity supplied (Million Units (MU))	11,83,666

Note:-

(i) Progress reports of 6 States and 2 Ministries i.e. Arunachal Pradesh, Delhi, Madhya Pradesh, Nagaland, Tripura and Andaman & N. Islands, and M/o Labour & Employment and M/o Rural Development (for MGNREGA) were not received till scheduled date. The information from concerned Central Nodal Ministries, wherever available, has been taken in the report for these States.

(ii) Achievement figures in respect of No. of SHGs promoted (new & revived), No. of SHGs provided RF, No. of SHGs provided CIF, PMAY - G and PMGSY have been taken as made available by M/o Rural Development.

(iii) Achievement figures in respect of No. of Villages electrified under DDUGJY has been taken as made available by M/o Power.

(iv) Achievement figures in respect of NRDWP has been taken as made available by M/o Drinking Water and Sanitation.

ACHIEVEMENT HIGHLIGHTS

PERFORMANCE DURING APRIL 2017 – MARCH 2018

The cumulative performance during April 2017 to March 2018 has been "Very Good" for 15 item(s), "Good" for 5 item(s), and "Poor" for 5 item(s).

A. "Very Good" Performance (90% or above of targets)

<u>Sl. No.</u>	<u>Items</u>	<u>% Achievement</u>
1	SC families assisted - under SCA to SCSP & NSFDC	568
2	Pumps sets energized	138
3	Rural Housing - PMAY(G)	120
4	Area Covered under Plantation (Public and Forest Lands)	115
5	Number of SHGs promoted (new and revived) during the financial year - NRLM	114
6	Seedlings planted (Public and Forest Lands)	112
7	Houses constructed - EWS/LIG	105
8	Number of SHGs provided Revolving Fund (RF) during the financial year - NRLM	102
9	Food Security:National Food Security Act(Tide Over)-NFSA	101
10	ICDS Blocks Operational (Cum.)	100
11	Electricity supplied	99
12	Food Security:Targeted Public Distribution System(TPDS)	98
13	Food Security:National Food Security Act(Normal)-NFSA	98
14	Anganwadis Functional (Cum.)	96
15	Road constructed- PMGSY	96

B. "Good" Performance (80% to below 90%)

1	Villages electrified - DDUGJY	83
2	Number of SHGs provided Community Investment Fund (CIF) during the financial year - NRLM	82

C. Areas of concern-where the performance is below 80%

1	Coverage of quality affected habitations - NRDWP	61
2	Partially Covered Habitations – NRDWP	30

ALL INDIA PERFORMANCE OF TARGET ORIENTED PARAMETERS DURING APRIL 2017 – MARCH 2018

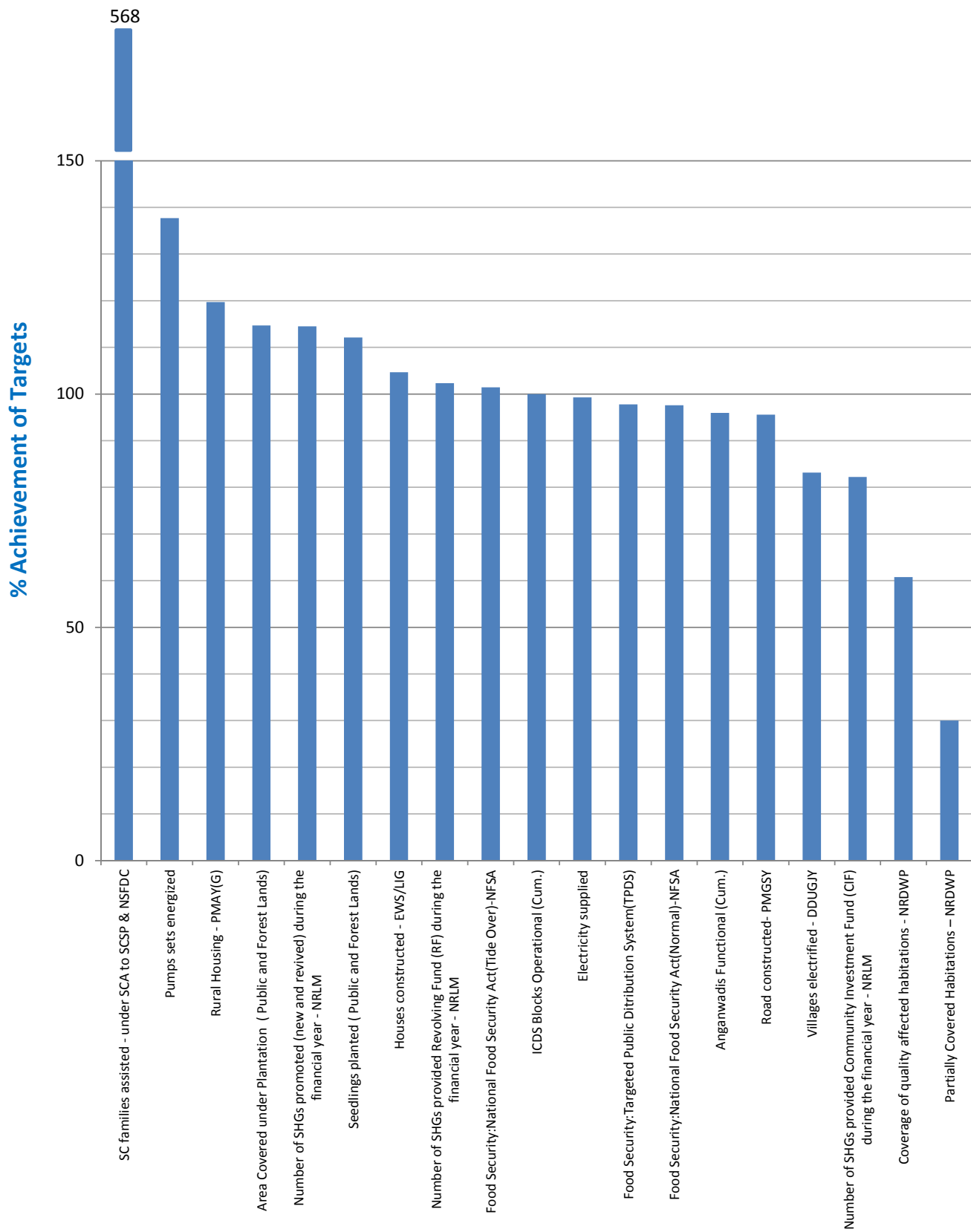


Table - A**Targets for 2017-2018 & April 2017 to March 2018 and achievements during the period April 2017 to March 2018****ALL INDIA PERFORMANCE**

Sl. No.	Item Description	Units	Targets	Achievements	% Achievements of Targets during April 2017- March 2018
			April 2017- March 2018	April 2017- March 2018	April 2017- March 2018
1	Number of SHGs promoted (new and revived) during the financial year - NRLM	Number	6,91,650	7,91,850	114
2	Number of SHGs provided Revolving Fund (RF) during the financial year - NRLM	Number	4,73,422	4,84,499	102
3	Number of SHGs provided Community Investment Fund (CIF) during the financial year - NRLM	Number	3,04,347	2,50,185	82
4	Food Security: Targeted Public Distribution System (TPDS)	Tonnes	5,52,86,066	5,40,49,081	98
5	Food Security: National Food Security Act (Normal)- NFSA	Tonnes	5,24,97,223	5,12,20,458	98
6	Food Security: National Food Security Act (Tide Over)- NFSA	Tonnes	27,88,843	28,28,624	101
7	Rural Housing - PMAY (G)	Number	32,30,293	38,67,343	120
8	Houses constructed - EWS/LIG	Number	2,38,024	2,49,155	105
9	Partially Covered Habitations - NRDWP	Number	59,770	17,928	30
10	Coverage of quality affected habitations - NRDWP	Number	9,000	5,466	61
11	SC families assisted - under SCA to SCSP & NSFDC	Number	1,81,000	10,28,663	568
12	ICDS Blocks Operational (Cum.)	Number	7,075	7,074	100
13	Anganwadis Functional (Cum.)	Number	14,00,000	13,43,339	96
14	Area Covered under Plantation (Public and Forest Lands)	Hectares	14,72,510	16,88,507	115
15	Seedlings planted (Public and Forest Lands)	Number	95,71,38,000	1,07,31,00,504	112
16	Road constructed- PMGSY	Kilometer	51,000	48,749	96
17	Villages electrified - DDUGJY	Number	4,492	3,736	83
18	Pumps sets energized	Number	4,32,859	5,96,134	138
19	Electricity supplied	Million Units	11,92,151	11,83,666	99

Table - B

STATE-WISE PERFORMANCE DURING APRIL TO DECEMBER 2017 (PERCENT ACHIEVEMENT)

Sl. No.	Description	ALL INDIA	AP	ARP	AS	BI	CHHA.	DELHI	GOA
1	Number of SHGs promoted (new and revived) during the financial year - NRLM	114	0	58	166	165	114	NA	9
2	Number of SHGs provided Revolving Fund (RF) during the financial year - NRLM	102	0	33	133	131	132	NA	0
3	Number of SHGs provided Community Investment Fund (CIF) during the financial year - NRLM	82	0	8	113	109	118	NA	0
4	Food security-Targeted Public Distribution system (APL+BPL+AAY)	98	101	100	100	101	99	99	99
5	Food Security:National Food Security Act(Normal)-NFSA	98	102	101	100	101	99	99	100
6	Food Security:National Food Security Act(Tide Over)-NFSA	101	96	98	92	-	-	-	97
7	Rural Housing - PMAY(G)	120	29	0	112	53	162	NA	-
8	Houses constructed - EWS/LIG	105	192	-	0	118	93	0	NA
9	Partially Covered Habitations – NRDWP	30	83	38	6	1	1	NA	0
10	Coverage of quality affected habitations - NRDWP	61	6	25	28	2	3	NA	NA
11	SC families assisted - under SCA to SCSP & NSFDC	568	1064	NA	75	31	130	-	-
12	ICDS Blocks Operational (Cum.)	100	100	100	100	100	100	100	109
13	Anganwadis Functional (Cum.)	96	100	100	100	80	96	98	100
14	Area Covered under Plantation (Public and Forest Lands)	115	96	-	0	52	28	-	9
15	Seedlings planted (Public and Forest Lands)	112	137	-	0	52	99	-	11
16	Road constructed- PMGSY	96	31	113	81	93	119	NA	-
17	Villages electrified - DDUGJY	83	NA	69	91	76	91	NA	NA
18	Pumps sets energized	138	255	NA	NA	-	86	NA	98
19	Supply of Electricity	99	100	99	97	98	100	100	100

NA - Not Applicable

Table - B(Contd.)

STATE-WISE PERFORMANCE DURING APRIL TO DECEMBER 2017 (PERCENT ACHIEVEMENT)

Sl. No.	Description	ALL INDIA	GUJ	HRY	HP	J&K	JHAR.	KAR	KER
1	Number of SHGs promoted (new and revived) during the financial year - NRLM	114	648	104	59	96	123	4	53
2	Number of SHGs provided Revolving Fund (RF) during the financial year - NRLM	102	709	78	37	86	55	0	5
3	Number of SHGs provided Community Investment Fund (CIF) during the financial year - NRLM	82	105	67	11	85	39	81	5
4	Food security-Targeted Public Distribution system (APL+BPL+AAY)	98	96	81	97	97	94	108	101
5	Food Security:National Food Security Act(Normal)-NFSA	98	96	81	100	98	94	108	101
6	Food Security:National Food Security Act(Tide Over)-NFSA	101	-	-	95	96	-	-	101
7	Rural Housing - PMAY(G)	120	85	70	126	2	101	78	177
8	Houses constructed - EWS/LIG	105	101	625	14	-	106	1027	3
9	Partially Covered Habitations – NRDWP	30	30	4	32	57	1	59	31
10	Coverage of quality affected habitations - NRDWP	61	0	33	NA	25	42	29	54
11	SC families assisted - under SCA to SCSP & NSFDC	568	118	113	735	12	360	534	26
12	ICDS Blocks Operational (Cum.)	100	100	100	100	100	100	100	100
13	Anganwadis Functional (Cum.)	96	100	100	100	92	100	100	99
14	Area Covered under Plantation (Public and Forest Lands)	115	110	41	61	122	423	91	66
15	Seedlings planted (Public and Forest Lands)	112	113	62	94	98	458	105	183
16	Road constructed- PMGSY	96	100	76	105	100	101	89	86
17	Villages electrified - DDUGJY	83	NA	NA	NA	34	99	100	NA
18	Pumps sets energized	138	242	102	187	NA	37	213	108
19	Supply of Electricity	99	100	100	99	80	98	100	100

NA - Not Applicable

Table - B(Contd.)

STATE-WISE PERFORMANCE DURING APRIL TO DECEMBER 2017 (PERCENT ACHIEVEMENT)

Sl. No.	Description	ALL INDIA	MP	MAH	MANI	MEGH	MIZ	NAGA	ODIS.
1	Number of SHGs promoted (new and revived) during the financial year - NRLM	114	127	154	50	81	11	33	140
2	Number of SHGs provided Revolving Fund (RF) during the financial year - NRLM	102	41	88	30	24	120	24	81
3	Number of SHGs provided Community Investment Fund (CIF) during the financial year - NRLM	82	35	96	1	11	99	19	39
4	Food security-Targeted Public Distribution system (APL+BPL+AAY)	98	95	92	103	99	99	108	100
5	Food Security:National Food Security Act(Normal)-NFSA	98	95	92	103	99	103	112	100
6	Food Security:National Food Security Act(Tide Over)-NFSA	101	-	-	-	100	90	101	-
7	Rural Housing - PMAY(G)	120	163	98	-	62	52	-	115
8	Houses constructed - EWS/LIG	105	-	17	2025	19	99	-	1
9	Partially Covered Habitations – NRDWP	30	44	22	25	41	29	131	10
10	Coverage of quality affected habitations - NRDWP	61	5	74	NA	0	NA	118	18
11	SC families assisted - under SCA to SCSP & NSFDC	568	-	53	699	-	-	NA	10908
12	ICDS Blocks Operational (Cum.)	100	100	100	100	100	100	98	100
13	Anganwadis Functional (Cum.)	96	95	88	100	100	100	87	98
14	Area Covered under Plantation (Public and Forest Lands)	115	-	31	60	38	99	-	235
15	Seedlings planted (Public and Forest Lands)	112	-	0	92	28	94	-	30
16	Road constructed- PMGSY	96	100	63	73	33	47	170	103
17	Villages electrified - DDUGJY	83	85	NA	96	94	78	50	88
18	Pumps sets energized	138	-	-	NA	-	NA	NA	1101
19	Supply of Electricity	99	100	100	95	100	98	97	100

NA - Not Applicable

Table - B(Contd.)

STATE-WISE PERFORMANCE DURING APRIL TO DECEMBER 2017 (PERCENT ACHIEVEMENT)

Sl. No.	Description	ALL INDIA	PUDU	PUN	RAJ	SIK	TN	TG	TRI
1	Number of SHGs promoted (new and revived) during the financial year - NRLM	114	-	49	192	34	68	-	105
2	Number of SHGs provided Revolving Fund (RF) during the financial year - NRLM	102	-	25	118	17	136	0	87
3	Number of SHGs provided Community Investment Fund (CIF) during the financial year - NRLM	82	-	9	111	76	235	0	113
4	Food security-Targeted Public Distribution system (APL+BPL+AAY)	98	-	84	80	99	111	99	103
5	Food Security:National Food Security Act(Normal)-NFSA	98	-	84	80	100	111	101	103
6	Food Security:National Food Security Act(Tide Over)-NFSA	101	-	-	-	97	109	28	101
7	Rural Housing - PMAY(G)	120	-	12	109	-	88	0	253
8	Houses constructed - EWS/LIG	105	-	0	96	0	100	56	NA
9	Partially Covered Habitations – NRDWP	30	0	12	162	33	56	21	30
10	Coverage of quality affected habitations - NRDWP	61	NA	75	128	NA	12	816	14
11	SC families assisted - under SCA to SCSP & NSFDC	568	81	88	173	0	177	702	0
12	ICDS Blocks Operational (Cum.)	100	100	100	100	100	100	100	100
13	Anganwadis Functional (Cum.)	96	92	99	98	99	100	100	100
14	Area Covered under Plantation (Public and Forest Lands)	115	97	105	104	11	54	309	42
15	Seedlings planted (Public and Forest Lands)	112	97	105	110	11	54	331	42
16	Road constructed- PMGSY	96	NA	90	102	105	107	76	48
17	Villages electrified - DDUGJY	83	NA	NA	100	NA	NA	NA	NA
18	Pumps sets energized	138	100	8	192	NA	308	330	NA
19	Supply of Electricity	99	100	100	99	100	100	100	98

NA - Not Applicable

Table - B(Contd.)

STATE-WISE PERFORMANCE DURING APRIL TO DECEMBER 2017 (PERCENT ACHIEVEMENT)

Sl. No.	Description	ALL INDIA	UTTA.	UP	WB	A&N	CHND.	D&N	D&D
1	Number of SHGs promoted (new and revived) during the financial year - NRLM	114	97	77	974	NA	NA	NA	NA
2	Number of SHGs provided Revolving Fund (RF) during the financial year - NRLM	102	95	52	216	NA	NA	NA	NA
3	Number of SHGs provided Community Investment Fund (CIF) during the financial year - NRLM	82	105	64	166	NA	NA	NA	NA
4	Food security-Targeted Public Distribution system (APL+BPL+AAY)	98	102	99	96	55	-	95	94
5	Food Security:National Food Security Act(Normal)-NFSA	98	104	99	96	45	-	95	94
6	Food Security:National Food Security Act(Tide Over)-NFSA	101	97	-	-	57	-	-	-
7	Rural Housing - PMAY(G)	120	141	195	149	0	NA	0	0
8	Houses constructed - EWS/LIG	105	0	74	806	NA	0	0	NA
9	Partially Covered Habitations – NRDWP	30	71	0	24	0	NA	NA	NA
10	Coverage of quality affected habitations - NRDWP	61	25	0	200	NA	NA	NA	NA
11	SC families assisted - under SCA to SCSP & NSFDC	568	102	66	118	NA	351	0	0
12	ICDS Blocks Operational (Cum.)	100	100	100	100	100	100	100	100
13	Anganwadis Functional (Cum.)	96	99	99	97	100	90	100	95
14	Area Covered under Plantation (Public and Forest Lands)	115	114	51	142	59	114	93	300
15	Seedlings planted (Public and Forest Lands)	112	155	90	882	21	122	325	2070
16	Road constructed- PMGSY	96	123	91	92	NA	NA	NA	NA
17	Villages electrified - DDUGJY	83	74	100	100	NA	NA	NA	NA
18	Pumps sets energized	138	255	113	478	NA	NA	NA	108
19	Supply of Electricity	99	100	99	100	91	99	100	100

NA - Not Applicable

Table - B(Contd.)**STATE-WISE PERFORMANCE DURING APRIL TO DECEMBER 2017 (PERCENT ACHIEVEMENT)**

Sl. No.	Description	ALL INDIA	LAKS H
1	Number of SHGs promoted (new and revived) during the financial year - NRLM	114	NA
2	Number of SHGs provided Revolving Fund (RF) during the financial year - NRLM	102	NA
3	Number of SHGs provided Community Investment Fund (CIF) during the financial year - NRLM	82	NA
4	Food security-Targeted Public Distribution system (APL+BPL+AAY)	98	113
5	Food Security:National Food Security Act(Normal)-NFSA	98	116
6	Food Security:National Food Security Act(Tide Over)-NFSA	101	111
7	Rural Housing - PMAY(G)	120	-
8	Houses constructed - EWS/LIG	105	NA
9	Partially Covered Habitations – NRDWP	30	NA
10	Coverage of quality affected habitations - NRDWP	61	NA
11	SC families assisted - under SCA to SCSP & NSFDC	568	NA
12	ICDS Blocks Operational (Cum.)	100	100
13	Anganwadis Functional (Cum.)	96	100
14	Area Covered under Plantation (Public and Forest Lands)	115	0
15	Seedlings planted (Public and Forest Lands)	112	0
16	Road constructed- PMGSY	96	NA
17	Villages electrified - DDUGJY	83	NA
18	Pumps sets energized	138	NA
19	Supply of Electricity	99	100

NA - Not Applicable

Table - C

Items in which the States/UTs performance is Very Good (90% and above),
Good (80% to 90%) and Poor (below 80%) during the period
April 2017 to March 2018

1. ANDHRA PRADESH

Very Good

Food security: Targeted Public Distribution system (APL+BPL+AAY), Food Security: National Food Security Act(Normal)-NFSA, Food Security: National Food Security Act(Tide Over)-NFSA, Houses constructed - EWS/LIG, SC families assisted - under SCA to SCSP & NSFDC, ICDS Blocks Operational (Cum.), Anganwadis Functional (Cum.), Area Covered under Plantation (Public and Forest Lands), Seedlings planted (Public and Forest Lands), Pumps sets energized, Supply of Electricity

Good

Partially Covered Habitations – NRDWP

Poor

Number of SHGs promoted (new and revived) during the financial year - NRLM, Number of SHGs provided Revolving Fund (RF) during the financial year - NRLM, Number of SHGs provided Community Investment Fund (CIF) during the financial year - NRLM, Rural Housing - PMAY(G), Coverage of quality affected habitations - NRDWP, Road constructed- PMGSY

2. ARUNACHAL PRADESH

Very Good

Food security: Targeted Public Distribution system (APL+BPL+AAY), Food Security: National Food Security Act(Normal)-NFSA, Food Security: National Food Security Act(Tide Over)-NFSA, ICDS Blocks Operational (Cum.), Anganwadis Functional (Cum.), Road constructed- PMGSY, Supply of Electricity

Poor

Number of SHGs promoted (new and revived) during the financial year - NRLM, Number of SHGs provided Revolving Fund (RF) during the financial year - NRLM, Number of SHGs provided Community Investment Fund (CIF) during the financial year - NRLM, Rural Housing - PMAY(G), Partially Covered Habitations – NRDWP, Coverage of quality affected habitations - NRDWP, Villages electrified - DDUGJY

3. ASSAM

Very Good

Number of SHGs promoted (new and revived) during the financial year - NRLM, Number of SHGs provided Revolving Fund (RF) during the financial year - NRLM, Number of SHGs provided Community Investment Fund (CIF) during the financial year - NRLM, Food security: Targeted Public Distribution system (APL+BPL+AAY), Food Security: National Food Security Act(Normal)-NFSA, Food Security: National Food Security Act(Tide Over)-NFSA, Rural Housing - PMAY(G), ICDS Blocks Operational (Cum.), Anganwadis Functional (Cum.), Villages electrified - DDUGJY, Supply of Electricity

Good

Road constructed- PMGSY

Poor

Houses constructed - EWS/LIG, Partially Covered Habitations – NRDWP, Coverage of quality affected habitations - NRDWP, SC families assisted - under SCA to SCSP & NSFDC, Area Covered under Plantation (Public and Forest Lands), Seedlings planted (Public and Forest Lands)

4. BIHAR

Very Good

Number of SHGs promoted (new and revived) during the financial year - NRLM, Number of SHGs provided Revolving Fund (RF) during the financial year - NRLM, Number of SHGs provided Community Investment Fund (CIF) during the financial year - NRLM, Food security: Targeted Public Distribution system (APL+BPL+AAY), Food Security: National Food Security Act(Normal)-NFSA, Houses constructed - EWS/LIG, ICDS Blocks Operational (Cum.), Road constructed- PMGSY, Supply of Electricity

Poor

Rural Housing - PMAY(G), Partially Covered Habitations – NRDWP, Coverage of quality affected habitations - NRDWP, SC families assisted - under SCA to SCSP & NSFDC, Anganwadis Functional (Cum.), Area Covered under Plantation (Public and Forest Lands), Seedlings planted (Public and Forest Lands), Villages electrified - DDUGJY

5. CHHATTISGARH**Very Good**

Number of SHGs promoted (new and revived) during the financial year - NRLM, Number of SHGs provided Revolving Fund (RF) during the financial year - NRLM, Number of SHGs provided Community Investment Fund (CIF) during the financial year - NRLM, Food security: Targeted Public Distribution system (APL+BPL+AAY), Food Security: National Food Security Act(Normal)-NFSA, Rural Housing - PMAY(G), Houses constructed - EWS/LIG, SC families assisted - under SCA to SCSP & NSFDC, ICDS Blocks Operational (Cum.), Anganwadis Functional (Cum.), Seedlings planted (Public and Forest Lands), Road constructed- PMGSY, Villages electrified - DDUGJY, Supply of Electricity

Good

Pumps sets energized

Poor

Partially Covered Habitations – NRDWP, Coverage of quality affected habitations - NRDWP, Area Covered under Plantation (Public and Forest Lands)

6. DELHI**Very Good**

Food security: Targeted Public Distribution system (APL+BPL+AAY), Food Security: National Food Security Act(Normal)-NFSA, ICDS Blocks Operational (Cum.), Anganwadis Functional (Cum.), Supply of Electricity

Poor

Houses constructed - EWS/LIG

7. GOA**Very Good**

Food security: Targeted Public Distribution system (APL+BPL+AAY), Food Security: National Food Security Act(Normal)-NFSA, Food Security: National Food Security Act(Tide Over)-NFSA, ICDS Blocks Operational (Cum.), Anganwadis Functional (Cum.), Pumps sets energized, Supply of Electricity

Poor

Number of SHGs promoted (new and revived) during the financial year - NRLM, Number of SHGs provided Revolving Fund (RF) during the financial year - NRLM, Number of SHGs provided Community Investment Fund (CIF) during the financial year - NRLM, Partially Covered Habitations – NRDWP, Area Covered under Plantation (Public and Forest Lands), Seedlings planted (Public and Forest Lands)

8. GUJARAT**Very Good**

Number of SHGs promoted (new and revived) during the financial year - NRLM, Number of SHGs provided Revolving Fund (RF) during the financial year - NRLM, Number of SHGs provided Community Investment Fund (CIF) during the financial year - NRLM, Food security: Targeted Public Distribution system (APL+BPL+AAY), Food Security: National Food Security Act(Normal)-NFSA, Houses constructed - EWS/LIG, SC families assisted - under SCA to SCSP & NSFDC, ICDS Blocks Operational (Cum.), Anganwadis Functional (Cum.), Area Covered under Plantation (Public and Forest Lands), Seedlings planted (Public and Forest Lands), Road constructed- PMGSY, Pumps sets energized, Supply of Electricity

Good

Rural Housing - PMAY(G)

Poor

Partially Covered Habitations – NRDWP, Coverage of quality affected habitations - NRDWP

9. HARYANA

Very Good

Number of SHGs promoted (new and revived) during the financial year - NRLM, Houses constructed - EWS/LIG, SC families assisted - under SCA to SCSP & NSFDC, ICDS Blocks Operational (Cum.), Anganwadis Functional (Cum.), Pumps sets energized, Supply of Electricity

Good

Food security: Targeted Public Distribution system (APL+BPL+AAY), Food Security: National Food Security Act(Normal)-NFSA

Poor

Number of SHGs provided Revolving Fund (RF) during the financial year - NRLM, Number of SHGs provided Community Investment Fund (CIF) during the financial year - NRLM, Rural Housing - PMAY(G), Partially Covered Habitations – NRDWP, Coverage of quality affected habitations - NRDWP, Area Covered under Plantation (Public and Forest Lands), Seedlings planted (Public and Forest Lands), Road constructed- PMGSY

10. HIMACHAL PRADESH

Very Good

Food security: Targeted Public Distribution system (APL+BPL+AAY), Food Security: National Food Security Act(Normal)-NFSA, Food Security: National Food Security Act(Tide Over)-NFSA, Rural Housing - PMAY(G), SC families assisted - under SCA to SCSP & NSFDC, ICDS Blocks Operational (Cum.), Anganwadis Functional (Cum.), Seedlings planted (Public and Forest Lands), Road constructed- PMGSY, Pumps sets energized, Supply of Electricity

Poor

Number of SHGs promoted (new and revived) during the financial year - NRLM, Number of SHGs provided Revolving Fund (RF) during the financial year - NRLM, Number of SHGs provided Community Investment Fund (CIF) during the financial year - NRLM, Houses constructed - EWS/LIG, Partially Covered Habitations – NRDWP, Area Covered under Plantation (Public and Forest Lands)

11. JAMMU AND KASHMIR

Very Good

Number of SHGs promoted (new and revived) during the financial year - NRLM, Food security: Targeted Public Distribution system (APL+BPL+AAY), Food Security: National Food Security Act(Normal)-NFSA, Food Security: National Food Security Act(Tide Over)-NFSA, ICDS Blocks Operational (Cum.), Anganwadis Functional (Cum.), Area Covered under Plantation (Public and Forest Lands), Seedlings planted (Public and Forest Lands), Road constructed- PMGSY

Good

Number of SHGs provided Revolving Fund (RF) during the financial year - NRLM, Number of SHGs provided Community Investment Fund (CIF) during the financial year - NRLM, Supply of Electricity

Poor

Rural Housing - PMAY(G), Partially Covered Habitations – NRDWP, Coverage of quality affected habitations - NRDWP, SC families assisted - under SCA to SCSP & NSFDC, Villages electrified - DDUGJY

12. JHARKHAND

Very Good

Number of SHGs promoted (new and revived) during the financial year - NRLM, Food security: Targeted Public Distribution system (APL+BPL+AAY), Food Security: National Food Security Act(Normal)-NFSA, Rural Housing - PMAY(G), Houses constructed - EWS/LIG, SC families assisted - under SCA to SCSP & NSFDC, ICDS Blocks Operational (Cum.), Anganwadis Functional (Cum.), Area Covered under Plantation (Public and Forest Lands), Seedlings planted (Public and Forest Lands), Road constructed- PMGSY, Villages electrified - DDUGJY, Supply of Electricity

Poor

Number of SHGs provided Revolving Fund (RF) during the financial year - NRLM, Number of SHGs provided Community Investment Fund (CIF) during the financial year - NRLM, Partially Covered Habitations – NRDWP, Coverage of quality affected habitations - NRDWP, Pumps sets energized

13. KARNATAKA

Very Good

Food security: Targeted Public Distribution system (APL+BPL+AAY), Food Security: National Food Security Act(Normal)-NFSA, Houses constructed - EWS/LIG, SC families assisted - under SCA to SCSP & NSFDC, ICDS Blocks Operational (Cum.), Anganwadis Functional (Cum.), Area Covered under Plantation (Public and Forest Lands), Seedlings planted (Public and Forest Lands), Villages electrified - DDUGJY, Pumps sets energized, Supply of Electricity

Good

Number of SHGs provided Community Investment Fund (CIF) during the financial year - NRLM, Road constructed- PMGSY

Poor

Number of SHGs promoted (new and revived) during the financial year - NRLM, Number of SHGs provided Revolving Fund (RF) during the financial year - NRLM, Rural Housing - PMAY(G), Partially Covered Habitations – NRDWP, Coverage of quality affected habitations - NRDWP

14. KERALA

Very Good

Food security: Targeted Public Distribution system (APL+BPL+AAY), Food Security: National Food Security Act(Normal)-NFSA, Food Security: National Food Security Act(Tide Over)-NFSA, Rural Housing - PMAY(G), ICDS Blocks Operational (Cum.), Anganwadis Functional (Cum.), Seedlings planted (Public and Forest Lands), Pumps sets energized, Supply of Electricity

Good

Road constructed- PMGSY

Poor

Number of SHGs promoted (new and revived) during the financial year - NRLM, Number of SHGs provided Revolving Fund (RF) during the financial year - NRLM, Number of SHGs provided Community Investment Fund (CIF) during the financial year - NRLM, Houses constructed - EWS/LIG, Partially Covered Habitations – NRDWP, Coverage of quality affected habitations - NRDWP, SC families assisted - under SCA to SCSP & NSFDC, Area Covered under Plantation (Public and Forest Lands)

15. MADHYA PRADESH

Very Good

Number of SHGs promoted (new and revived) during the financial year - NRLM, Food security: Targeted Public Distribution system (APL+BPL+AAY), Food Security: National Food Security Act(Normal)-NFSA, Rural Housing - PMAY(G), ICDS Blocks Operational (Cum.), Anganwadis Functional (Cum.), Road constructed- PMGSY, Supply of Electricity

Good

Villages electrified - DDUGJY

Poor

Number of SHGs provided Revolving Fund (RF) during the financial year - NRLM, Number of SHGs provided Community Investment Fund (CIF) during the financial year - NRLM, Partially Covered Habitations – NRDWP, Coverage of quality affected habitations - NRDWP

16. MAHARASHTRA

Very Good

Number of SHGs promoted (new and revived) during the financial year - NRLM, Number of SHGs provided Community Investment Fund (CIF) during the financial year - NRLM, Food security: Targeted Public Distribution system (APL+BPL+AAY), Food Security: National Food Security Act(Normal)-NFSA, Rural Housing - PMAY(G), ICDS Blocks Operational (Cum.), Supply of Electricity

Good

Number of SHGs provided Revolving Fund (RF) during the financial year - NRLM, Anganwadis Functional (Cum.)

Poor

Houses constructed - EWS/LIG, Partially Covered Habitations – NRDWP, Coverage of quality affected habitations - NRDWP, SC families assisted - under SCA to SCSP & NSFDC, Area Covered under Plantation (Public and Forest Lands), Seedlings planted (Public and Forest Lands), Road constructed- PMGSY

17. MANIPUR

Very Good

Food security: Targeted Public Distribution system (APL+BPL+AAY), Food Security: National Food Security Act(Normal)-NFSA, Houses constructed - EWS/LIG, SC families assisted - under SCA to SCSP & NSFDC, ICDS Blocks Operational (Cum.), Anganwadis Functional (Cum.), Seedlings planted (Public and Forest Lands), Villages electrified - DDUGJY, Supply of Electricity

Poor

Number of SHGs promoted (new and revived) during the financial year - NRLM, Number of SHGs provided Revolving Fund (RF) during the financial year - NRLM, Number of SHGs provided Community Investment Fund (CIF) during the financial year - NRLM, Partially Covered Habitations – NRDWP, Area Covered under Plantation (Public and Forest Lands), Road constructed- PMGSY

18. MEGHALAYA

Very Good

Food security: Targeted Public Distribution system (APL+BPL+AAY), Food Security: National Food Security Act(Normal)-NFSA, Food Security: National Food Security Act(Tide Over)-NFSA, ICDS Blocks Operational (Cum.), Anganwadis Functional (Cum.), Villages electrified - DDUGJY, Supply of Electricity

Good

Number of SHGs promoted (new and revived) during the financial year - NRLM

Poor

Number of SHGs provided Revolving Fund (RF) during the financial year - NRLM, Number of SHGs provided Community Investment Fund (CIF) during the financial year - NRLM, Rural Housing - PMAY(G), Houses constructed - EWS/LIG, Partially Covered Habitations – NRDWP, Coverage of quality affected habitations - NRDWP, Area Covered under Plantation (Public and Forest Lands), Seedlings planted (Public and Forest Lands), Road constructed- PMGSY

19. MIZORAM

Very Good

Number of SHGs provided Revolving Fund (RF) during the financial year - NRLM, Number of SHGs provided Community Investment Fund (CIF) during the financial year - NRLM, Food security: Targeted Public Distribution system (APL+BPL+AAY), Food Security: National Food Security Act(Normal)-NFSA, Houses constructed - EWS/LIG, ICDS Blocks Operational (Cum.), Anganwadis Functional (Cum.), Area Covered under Plantation (Public and Forest Lands), Seedlings planted (Public and Forest Lands), Supply of Electricity

Good

Food Security: National Food Security Act(Tide Over)-NFSA

Poor

Number of SHGs promoted (new and revived) during the financial year - NRLM, Rural Housing - PMAY(G), Partially Covered Habitations – NRDWP, Road constructed- PMGSY, Villages electrified - DDUGJY

20. NAGALAND

Very Good

Food security: Targeted Public Distribution system (APL+BPL+AAY), Food Security: National Food Security Act(Normal)-NFSA, Food Security: National Food Security Act(Tide Over)-NFSA, Partially Covered Habitations – NRDWP, Coverage of quality affected habitations - NRDWP, ICDS Blocks Operational (Cum.), Road constructed- PMGSY, Supply of Electricity

Good

Anganwadis Functional (Cum.)

Poor

Number of SHGs promoted (new and revived) during the financial year - NRLM, Number of SHGs provided Revolving Fund (RF) during the financial year - NRLM, Number of SHGs provided Community Investment Fund (CIF) during the financial year - NRLM, Villages electrified - DDUGJY

21. ODISHA

Very Good

Number of SHGs promoted (new and revived) during the financial year - NRLM, Food security: Targeted Public Distribution system (APL+BPL+AAY), Food Security: National Food Security Act(Normal)-NFSA, Rural Housing - PMAY(G), SC families assisted - under SCA to SCSP & NSFDC, ICDS Blocks Operational (Cum.), Anganwadis Functional (Cum.), Area Covered under Plantation (Public and Forest Lands), Road constructed- PMGSY, Pumps sets energized, Supply of Electricity

Good

Number of SHGs provided Revolving Fund (RF) during the financial year - NRLM, Villages electrified - DDUGJY

Poor

Number of SHGs provided Community Investment Fund (CIF) during the financial year - NRLM, Houses constructed - EWS/LIG, Partially Covered Habitations – NRDWP, Coverage of quality affected habitations - NRDWP, Seedlings planted (Public and Forest Lands)

22. PUDUCHERRY

Very Good

ICDS Blocks Operational (Cum.), Anganwadis Functional (Cum.), Area Covered under Plantation (Public and Forest Lands), Seedlings planted (Public and Forest Lands), Pumps sets energized, Supply of Electricity

Good

SC families assisted - under SCA to SCSP & NSFDC

Poor

Partially Covered Habitations – NRDWP

23. PUNJAB

Very Good

ICDS Blocks Operational (Cum.), Anganwadis Functional (Cum.), Area Covered under Plantation (Public and Forest Lands), Seedlings planted (Public and Forest Lands), Supply of Electricity

Good

Food security: Targeted Public Distribution system (APL+BPL+AAY), Food Security: National Food Security Act(Normal)-NFSA, SC families assisted - under SCA to SCSP & NSFDC, Road constructed- PMGSY

Poor

Number of SHGs promoted (new and revived) during the financial year - NRLM, Number of SHGs provided Revolving Fund (RF) during the financial year - NRLM, Number of SHGs provided Community Investment Fund (CIF) during the financial year - NRLM, Rural Housing - PMAY(G), Houses constructed - EWS/LIG, Partially Covered Habitations – NRDWP, Coverage of quality affected habitations - NRDWP, Pumps sets energized

24. RAJASTHAN

Very Good

Number of SHGs promoted (new and revived) during the financial year - NRLM, Number of SHGs provided Revolving Fund (RF) during the financial year - NRLM, Number of SHGs provided Community Investment Fund (CIF) during the financial year - NRLM, Rural Housing - PMAY(G), Houses constructed - EWS/LIG, Partially Covered Habitations – NRDWP, Coverage of quality affected habitations - NRDWP, SC families assisted - under SCA to SCSP & NSFDC, ICDS Blocks Operational (Cum.), Anganwadis Functional (Cum.), Area Covered under Plantation (Public and Forest Lands), Seedlings planted (Public and Forest Lands), Road constructed- PMGSY, Villages electrified - DDUGJY, Pumps sets energized, Supply of Electricity

Poor

Food security: Targeted Public Distribution system (APL+BPL+AAY), Food Security: National Food Security Act(Normal)-NFSA

25. SIKKIM

Very Good

Food security: Targeted Public Distribution system (APL+BPL+AAY), Food Security: National Food Security Act(Normal)-NFSA, Food Security: National Food Security Act(Tide Over)-NFSA, ICDS Blocks Operational (Cum.), Anganwadis Functional (Cum.), Road constructed- PMGSY, Supply of Electricity

Poor

Number of SHGs promoted (new and revived) during the financial year - NRLM, Number of SHGs provided Revolving Fund (RF) during the financial year - NRLM, Number of SHGs provided Community Investment Fund (CIF) during the financial year - NRLM, Houses constructed - EWS/LIG, Partially Covered Habitations – NRDWP, SC families assisted - under SCA to SCSP & NSFDC, Area Covered under Plantation (Public and Forest Lands), Seedlings planted (Public and Forest Lands)

26. TAMIL NADU

Very Good

Number of SHGs provided Revolving Fund (RF) during the financial year - NRLM, Number of SHGs provided Community Investment Fund (CIF) during the financial year - NRLM, Food security: Targeted Public Distribution system (APL+BPL+AAY), Food Security: National Food Security Act(Normal)-NFSA, Food Security: National Food Security Act(Tide Over)-NFSA, Houses constructed - EWS/LIG, SC families assisted - under SCA to SCSP & NSFDC, ICDS Blocks Operational (Cum.), Anganwadis Functional (Cum.), Road constructed- PMGSY, Pumps sets energized, Supply of Electricity

Good

Rural Housing - PMAY(G)

Poor

Number of SHGs promoted (new and revived) during the financial year - NRLM, Partially Covered Habitations – NRDWP, Coverage of quality affected habitations - NRDWP, Area Covered under Plantation (Public and Forest Lands), Seedlings planted (Public and Forest Lands)

27. TELANGANA

Very Good

Food security: Targeted Public Distribution system (APL+BPL+AAY), Food Security: National Food Security Act(Normal)-NFSA, Coverage of quality affected habitations - NRDWP, SC families assisted - under SCA to SCSP & NSFDC, ICDS Blocks Operational (Cum.), Anganwadis Functional (Cum.), Area Covered under Plantation (Public and Forest Lands), Seedlings planted (Public and Forest Lands), Pumps sets energized, Supply of Electricity

Poor

Number of SHGs provided Revolving Fund (RF) during the financial year - NRLM, Number of SHGs provided Community Investment Fund (CIF) during the financial year - NRLM, Food Security: National Food Security Act(Tide Over)-NFSA, Rural Housing - PMAY(G), Houses constructed - EWS/LIG, Partially Covered Habitations – NRDWP, Road constructed- PMGSY

28. TRIPURA

Very Good

Number of SHGs promoted (new and revived) during the financial year - NRLM, Number of SHGs provided Community Investment Fund (CIF) during the financial year - NRLM, Food security: Targeted Public Distribution system (APL+BPL+AAY), Food Security: National Food Security Act(Normal)-NFSA, Food Security: National Food Security Act(Tide Over)-NFSA, Rural Housing - PMAY(G), ICDS Blocks Operational (Cum.), Anganwadis Functional (Cum.), Supply of Electricity

Good

Number of SHGs provided Revolving Fund (RF) during the financial year - NRLM

Poor

Partially Covered Habitations – NRDWP, Coverage of quality affected habitations - NRDWP, SC families assisted - under SCA to SCSP & NSFDC, Area Covered under Plantation (Public and Forest Lands), Seedlings planted (Public and Forest Lands), Road constructed- PMGSY

29. UTTARAKHAND

Very Good

Number of SHGs promoted (new and revived) during the financial year - NRLM, Number of SHGs provided Revolving Fund (RF) during the financial year - NRLM, Number of SHGs provided Community Investment Fund (CIF) during the financial year - NRLM, Food security: Targeted Public Distribution system (APL+BPL+AAY), Food Security: National Food Security Act(Normal)-NFSA, Food Security: National Food Security Act(Tide Over)-NFSA, Rural Housing - PMAY(G), SC families assisted - under SCA to SCSP & NSFDC, ICDS Blocks Operational (Cum.), Anganwadis Functional (Cum.), Area Covered under Plantation (Public and Forest Lands), Seedlings planted (Public and Forest Lands), Road constructed- PMGSY, Pumps sets energized, Supply of Electricity

Poor

Houses constructed - EWS/LIG, Partially Covered Habitations – NRDWP, Coverage of quality affected habitations - NRDWP, Villages electrified - DDUGJY

30. UTTAR PRADESH

Very Good

Food security: Targeted Public Distribution system (APL+BPL+AAY), Food Security: National Food Security Act(Normal)-NFSA, Rural Housing - PMAY(G), ICDS Blocks Operational (Cum.), Anganwadis Functional (Cum.), Seedlings planted (Public and Forest Lands), Road constructed- PMGSY, Villages electrified - DDUGJY, Pumps sets energized, Supply of Electricity

Poor

Number of SHGs promoted (new and revived) during the financial year - NRLM, Number of SHGs provided Revolving Fund (RF) during the financial year - NRLM, Number of SHGs provided Community Investment Fund (CIF) during the financial year - NRLM, Houses constructed - EWS/LIG, Partially Covered Habitations – NRDWP, Coverage of quality affected habitations - NRDWP, SC families assisted - under SCA to SCSP & NSFDC, Area Covered under Plantation (Public and Forest Lands)

31. WEST BENGAL

Very Good

Number of SHGs promoted (new and revived) during the financial year - NRLM, Number of SHGs provided Revolving Fund (RF) during the financial year - NRLM, Number of SHGs provided Community Investment Fund (CIF) during the financial year - NRLM, Food security: Targeted Public Distribution system (APL+BPL+AAY), Food Security: National Food Security Act(Normal)-NFSA, Rural Housing - PMAY(G), Houses constructed - EWS/LIG, Coverage of quality affected habitations - NRDWP, SC families assisted - under SCA to SCSP & NSFDC, ICDS Blocks Operational (Cum.), Anganwadis Functional (Cum.), Area Covered under Plantation (Public and Forest Lands), Seedlings planted (Public and Forest Lands), Road constructed- PMGSY, Villages electrified - DDUGJY, Pumps sets energized, Supply of Electricity

Poor

Partially Covered Habitations – NRDWP

32. ANDAMAN AND NICOBAR ISLANDS

Very Good

ICDS Blocks Operational (Cum.), Anganwadis Functional (Cum.), Supply of Electricity

Poor

Food security: Targeted Public Distribution system (APL+BPL+AAY), Food Security: National Food Security Act(Normal)-NFSA, Food Security: National Food Security Act(Tide Over)-NFSA, Rural Housing - PMAY(G), Partially Covered Habitations – NRDWP, Area Covered under Plantation (Public and Forest Lands), Seedlings planted (Public and Forest Lands)

33. CHANDIGARH

Very Good

SC families assisted - under SCA to SCSP & NSFDC, ICDS Blocks Operational (Cum.), Anganwadis Functional (Cum.), Area Covered under Plantation (Public and Forest Lands), Seedlings planted (Public and Forest Lands), Supply of Electricity

Poor

Houses constructed - EWS/LIG

34. DADRA AND NAGAR HAVELI

Very Good

Food security: Targeted Public Distribution system (APL+BPL+AAY), Food Security: National Food Security Act(Normal)-NFSA, ICDS Blocks Operational (Cum.), Anganwadis Functional (Cum.), Area Covered under Plantation (Public and Forest Lands), Seedlings planted (Public and Forest Lands), Supply of Electricity

Poor

Rural Housing - PMAY(G), Houses constructed - EWS/LIG, SC families assisted - under SCA to SCSP & NSFDC

35. DAMAN AND DIU

Very Good

Food security: Targeted Public Distribution system (APL+BPL+AAY), Food Security: National Food Security Act(Normal)-NFSA, ICDS Blocks Operational (Cum.), Anganwadis Functional (Cum.), Area Covered under Plantation (Public and Forest Lands), Seedlings planted (Public and Forest Lands), Pumps sets energized, Supply of Electricity

Poor

Rural Housing - PMAY(G), SC families assisted - under SCA to SCSP & NSFDC

36. LAKSHADWEEP

Very Good

Food security: Targeted Public Distribution system (APL+BPL+AAY), Food Security: National Food Security Act(Normal)-NFSA, Food Security: National Food Security Act(Tide Over)-NFSA, ICDS Blocks Operational (Cum.), Anganwadis Functional (Cum.), Supply of Electricity

Poor

Area Covered under Plantation (Public and Forest Lands), Seedlings planted (Public and Forest Lands)

TWENTY POINT PROGRAMME - 2006

PART - II

ITEM-WISE PERFORMANCE

Table - 1
Employment generation under the NREG Scheme

Sl. No.		No. of job cards issued (Number) April 2017- March 2018	Employment generated (Number) April 2017- March 2018	Wages given (Rupees) April 2017- March 2018
(1)	(2)	(3)	(4)	(5)
1	ANDHRA PRADESH	2,99,589	21,53,12,000	31,59,87,00,000
2	ARUNACHAL PRADESH	NR	NR	NR
3	ASSAM	1,11,860	4,82,52,000	9,27,65,24,000
4	BIHAR	2,76,653	8,18,98,000	17,69,55,33,000
5	CHHATTISGARH	1,38,153	11,75,25,000	19,72,05,55,000
6	GOA	520	1,18,240	2,82,18,000
7	GUJARAT	69,20,000	3,50,28,000	6,42,70,18,000
8	HARYANA	8,69,585	90,37,000	2,49,27,00,000
9	HIMACHAL PRADESH	21,026	2,20,07,000	3,98,36,03,000
10	JAMMU AND KASHMIR	11,62,702	3,80,58,000	6,80,17,00,000
11	JHARKHAND	4,01,735	5,92,78,153	10,02,25,00,000
12	KARNATAKA	2,10,443	8,60,04,000	30,07,60,58,000
13	KERALA	1,19,828	6,10,60,298	16,37,40,61,000
14	MADHYA PRADESH	NR	NR	NR
15	MAHARASHTRA	3,11,261	8,06,24,195	15,41,61,45,000
16	MANIPUR	5,41,591	61,24,000	1,14,56,81,000
17	MEGHALAYA	5,25,581	2,92,03,000	7,26,43,16,000
18	MIZORAM	1,88,002	4,98,00,000	4,58,93,09,983
19	NAGALAND	NR	NR	NR
20	ODISHA	94,422	9,22,40,000	17,71,48,79,000
21	PUDUCHERRY	5,750	7,26,000	14,59,27,000
22	PUNJAB	1,57,996	2,23,13,857	4,78,16,17,890
23	RAJASTHAN	95,97,712	23,97,75,500	33,22,73,72,000
24	SIKKIM	80,220	33,22,134	1,10,62,70,622
25	TAMIL NADU	78,59,621	23,88,79,000	35,77,36,11,000
26	TELANGANA	1,54,368	11,17,28,000	15,89,44,59,000
27	TRIPURA	NR	NR	NR
28	UTTARAKHAND	40,221	2,23,29,000	4,14,70,25,000
29	UTTAR PRADESH	0	18,21,49,000	32,18,89,87,000
30	WEST BENGAL	0	31,25,56,000	63,97,99,46,000
31	ANDAMAN AND NICOBAR ISLANDS	55	57,233	2,22,30,000
32	DADRA AND NAGAR HAVELI	17783	0	0
33	LAKSHADWEEP	8,317	6,507	14,99,000
Grand Total		3,01,14,994	2,16,54,11,117	3,91,89,64,45,495

Note: Negative figures has been taken as zero

NR Not Reported

Table - 2(A)

National Rural Livelihood Mission (NRLM)
Number of SHGs promoted (new and revived) during the financial year
(Unit: Number)

Sl. No. State/UT Name		Target 2017-2018	Achievement @ April 2017- March 2018	Percent Achievement April 2017- March 2018
(1)	(2)	(3)	(4)	(4)/(3)
1	ANDHRA PRADESH	1,08,400	0	0
2	ARUNACHAL PRADESH	1,771	1020	58
3	ASSAM	26,520	43,955	166
4	BIHAR	85,422	1,40,871	165
5	CHHATTISGARH	31,200	35,536	114
6	GOA	990	89	9
7	GUJARAT	11,816	76,593	648
8	HARYANA	5,500	5,696	104
9	HIMACHAL PRADESH	2,523	1497	59
10	JAMMU AND KASHMIR	7,880	7,590	96
11	JHARKHAND	41,839	51,390	123
12	KARNATAKA	1,22,640	4585	4
13	KERALA	13,099	6,883	53
14	MADHYA PRADESH	38,458	48,820	127
15	MAHARASHTRA	38,778	59,771	154
16	MANIPUR	1,410	701	50
17	MEGHALAYA	2,676	2175	81
18	MIZORAM	13,052	1433	11
19	NAGALAND	4,150	1362	33
20	ODISHA	18,335	25,665	140
21	PUDUCHERRY	-	0	-
22	PUNJAB	5,215	2,532	49
23	RAJASTHAN	11,760	22,590	192
24	SIKKIM	1,341	453	34
25	TAMIL NADU	20,000	13,550	68
26	TELANGANA	-	0	-
27	TRIPURA	1,505	1587	105
28	UTTARAKHAND	7,050	6,846	97
29	UTTAR PRADESH	48,680	37,417	77
30	WEST BENGAL	19,640	1,91,243	974
Grand Total		6,91,650	7,91,850	114

Very Good:(90% or above of targets)

ASSAM, BIHAR, CHHATTISGARH, GUJARAT, HARYANA, JAMMU AND KASHMIR, JHARKHAND, MADHYA PRADESH, MAHARASHTRA, ODISHA, RAJASTHAN, TRIPURA, UTTAR PRADESH, WEST BENGAL

Good:(Between 80% to 90% targets)

MEGHALAYA

Poor:(Below 80% of targets)

ANDHRA PRADESH, ARUNACHAL PRADESH, GOA, HIMACHAL PRADESH, KARNATAKA, KERALA, MANIPUR, MIZORAM, NAGALAND, PUNJAB, SIKKIM, TAMIL NADU, UTTARAKHAND

Note: @ Figures received from M/o Rural Development have been considered

NRLM: No. of SHGs Promoted (New & Revived)

% Achievement of Target
During April 2017 - March 2018

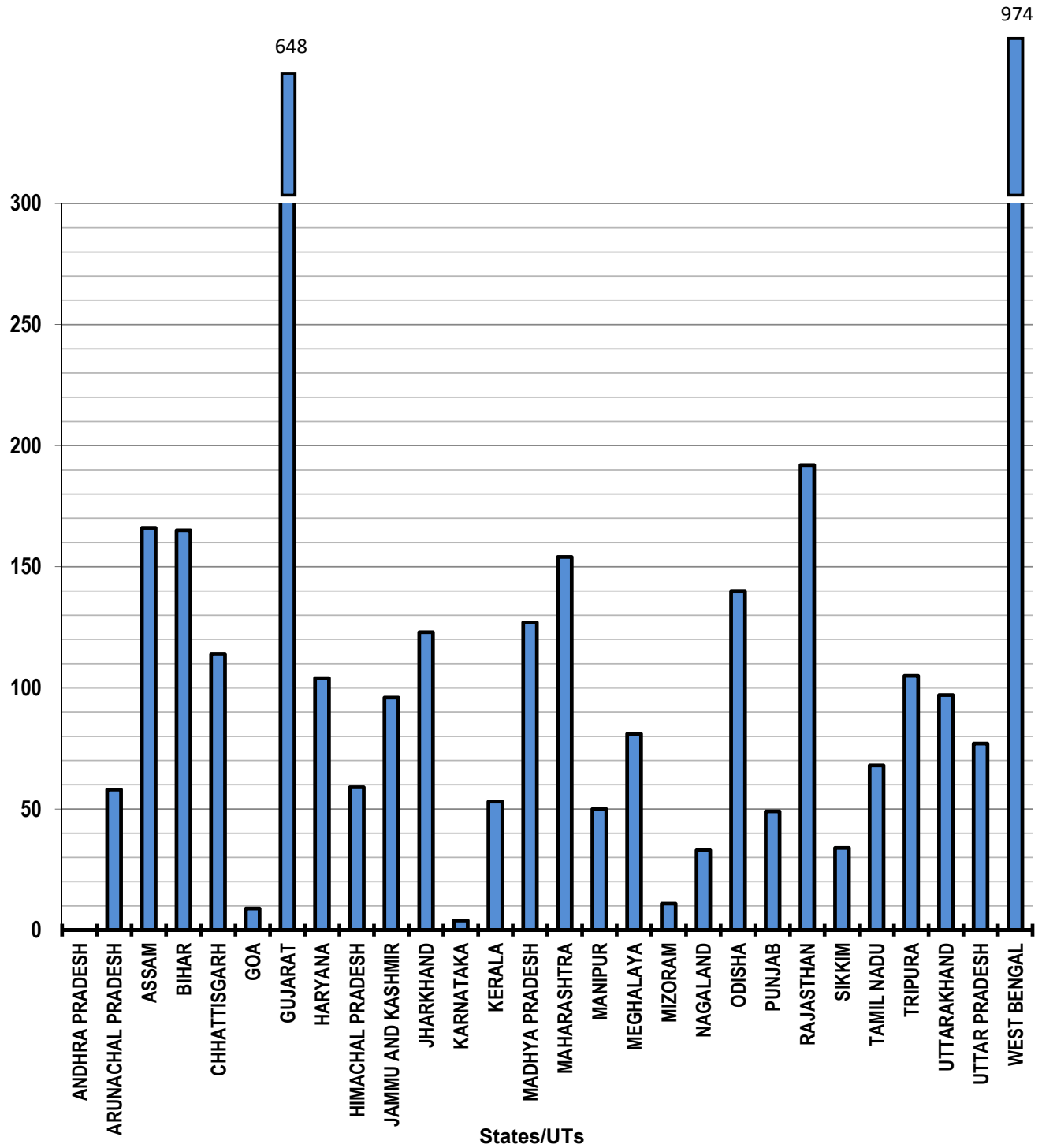


Table - 2(B)

National Rural Livelihood Mission (NRLM)
Number of SHGs provided Revolving Fund (RF) during the financial year
(Unit: Number)

Sl. No. State/UT Name		Target 2017-2018	Achievement @ April 2017-March 2018	Percent Achievement April 2017-March 2018
(1)	(2)	(3)	(4)	(4)/(3)
1	ANDHRA PRADESH	25,000	0	0
2	ARUNACHAL PRADESH	1,231	402	33
3	ASSAM	23,100	30,714	133
4	BIHAR	1,10,039	1,44,315	131
5	CHHATTISGARH	15,802	20,795	132
6	GOA	700	0	0
7	GUJARAT	9,467	67,112	709
8	HARYANA	5,000	3,905	78
9	HIMACHAL PRADESH	2,500	916	37
10	JAMMU AND KASHMIR	7,086	6,117	86
11	JHARKHAND	34,683	19,135	55
12	KARNATAKA	9,175	42	0
13	KERALA	11,299	528	5
14	MADHYA PRADESH	52,698	21,350	41
15	MAHARASHTRA	34,296	30,106	88
16	MANIPUR	1,168	352	30
17	MEGHALAYA	2,692	635	24
18	MIZORAM	1,259	1,514	120
19	NAGALAND	3,862	912	24
20	ODISHA	20,000	16,182	81
21	PUDUCHERRY	-	0	-
22	PUNJAB	4,761	1,212	25
23	RAJASTHAN	9,650	11,421	118
24	SIKKIM	1,341	229	17
25	TAMIL NADU	4,000	5,449	136
26	TELANGANA	800	0	0
27	TRIPURA	1,828	1,599	87
28	UTTARAKHAND	5,500	5,233	95
29	UTTAR PRADESH	40,460	20,991	52
30	WEST BENGAL	34,025	73,333	216
Grand Total		4,73,422	4,84,499	102

Very Good:(90% or above of targets)

ASSAM, BIHAR, CHHATTISGARH, GUJARAT, MIZORAM, RAJASTHAN, TAMIL NADU, UTTARAKHAND, WEST BENGAL

Good:(Between 80% to 90% targets)

JAMMU AND KASHMIR, MAHARASHTRA, ODISHA, TRIPURA

Poor:(Below 80% of targets)

ANDHRA PRADESH, ARUNACHAL PRADESH, GOA, HARYANA, HIMACHAL PRADESH, JHARKHAND, KARNATAKA, KERALA, MADHYA PRADESH, MANIPUR, MEGHALAYA, NAGALAND, PUNJAB, SIKKIM, TELANGANA, UTTAR PRADESH

Note: @ Figures received from M/o Rural Development have been considered

NRLM: No. of SHGs Provided Revolving Fund

% Achievement of Target
During April 2017 - March 2018

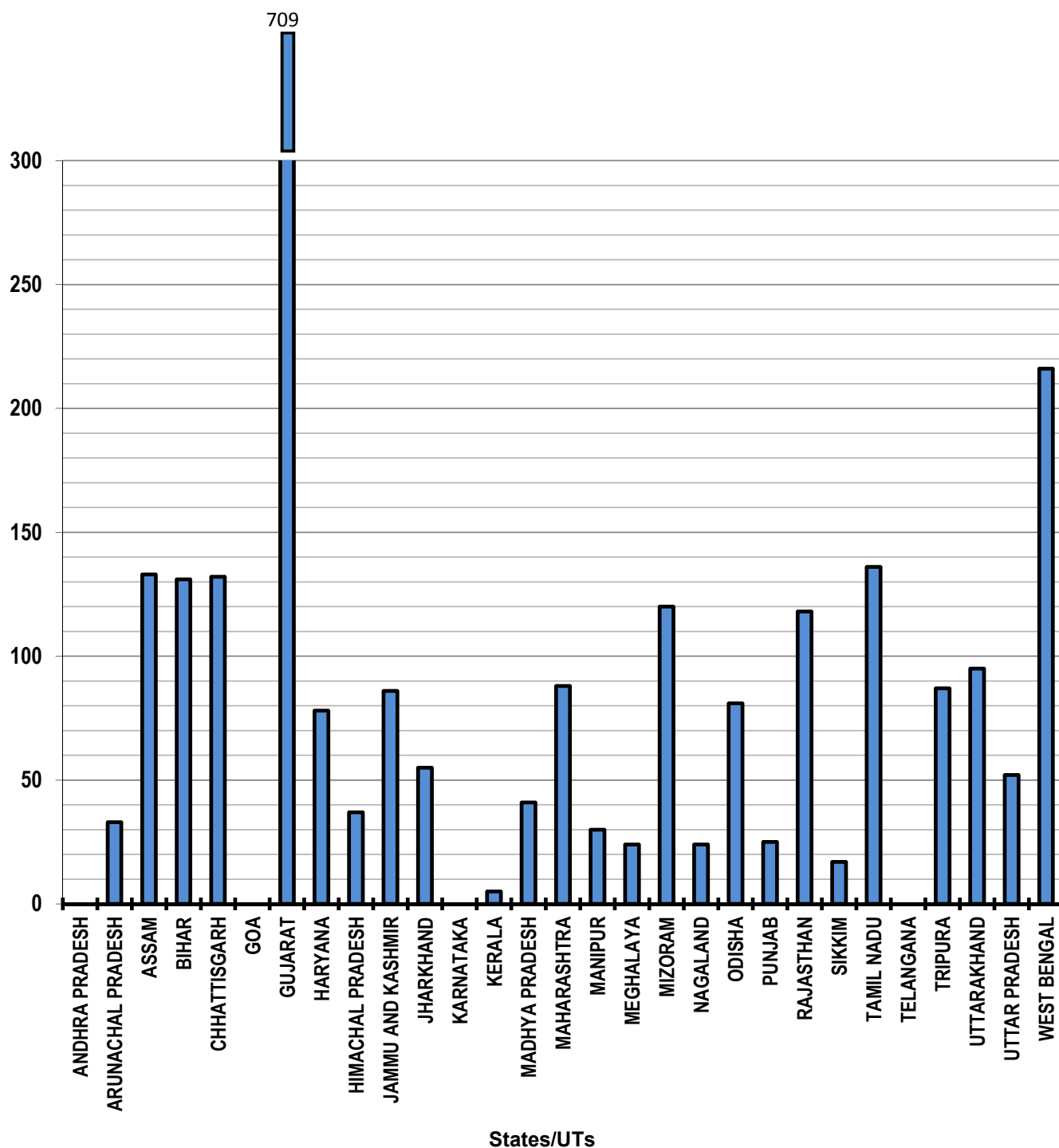


Table - 2(C)

National Rural Livelihood Mission (NRLM)
Number of SHGs provided Community Investment Fund (CIF) during the financial year
(Unit: Number)

Sl. No.	State/UT Name	Target 2017-2018	Achievement @ April 2017-March 2018	Percent Achievement April 2017-March 2018
(1)	(2)	(3)	(4)	(4)/(3)
1	ANDHRA PRADESH	4,500	0	0
2	ARUNACHAL PRADESH	465	36	8
3	ASSAM	12,000	13,581	113
4	BIHAR	71,160	77,221	109
5	CHHATTISGARH	8,700	10,259	118
6	GOA	300	0	0
7	GUJARAT	7,070	7,436	105
8	HARYANA	1,350	898	67
9	HIMACHAL PRADESH	1,300	139	11
10	JAMMU AND KASHMIR	6,676	5,664	85
11	JHARKHAND	18,843	7,374	39
12	KARNATAKA	5,410	4,396	81
13	KERALA	4,358	227	5
14	MADHYA PRADESH	23,368	8,215	35
15	MAHARASHTRA	8,875	8,514	96
16	MANIPUR	970	8	1
17	MEGHALAYA	1,784	203	11
18	MIZORAM	882	877	99
19	NAGALAND	1,250	242	19
20	ODISHA	52,500	20,720	39
21	PUDUCHERRY	0	0	-
22	PUNJAB	1,751	164	9
23	RAJASTHAN	7,270	8,069	111
24	SIKKIM	1,200	915	76
25	TAMIL NADU	5,899	13,837	235
26	TELANGANA	800	0	0
27	TRIPURA	1,046	1,182	113
28	UTTARAKHAND	1500	1,572	105
29	UTTAR PRADESH	29,120	18,510	64
30	WEST BENGAL	24,000	39,926	166
Grand Total		3,04,347	2,50,185	82

Very Good: (90% or above of targets)

ASSAM, BIHAR, CHHATTISGARH, GUJARAT, MAHARASHTRA, MIZORAM, RAJASTHAN, TAMIL NADU, TRIPURA, UTTARAKHAND, WEST BENGAL

Good: (80% to below 90% of targets)

JAMMU AND KASHMIR, KARNATAKA

Poor: (Below 80% of targets)

ANDHRA PRADESH, ARUNACHAL PRADESH, GOA, HARYANA, HIMACHAL PRADESH, JHARKHAND, KERALA, MADHYA PRADESH, MANIPUR, MEGHALAYA, NAGALAND, ODISHA, PUNJAB, SIKKIM, TELANGANA, UTTAR PRADESH

Note: @ Figures received from M/o Rural Development have been considered

NRLM: No. of SHGs Provided Community Investment Fund (CIF)

% Achievement of Target
During April 2017 - March 2018

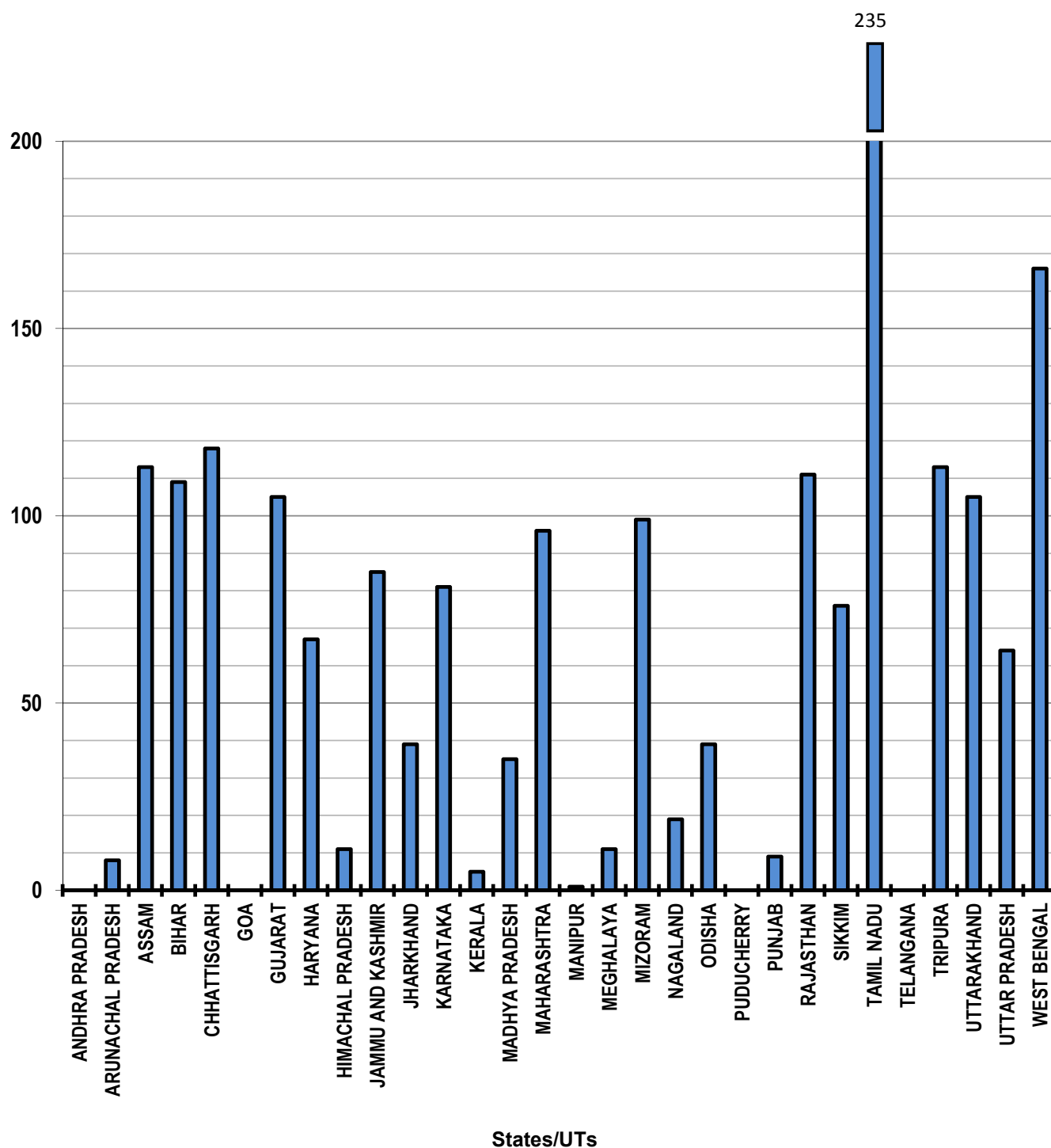


Table - 3(A)

Distribution of waste land to the landless
(Unit: Hectare)

		Total Land Distributed (Hectare)
Sl. No.	State/UT Name	April 2017- March 2018
(1)	(2)	(3)
1	ANDHRA PRADESH	0
2	ARUNACHAL PRADESH	NR
3	ASSAM	NR
4	BIHAR	1
5	CHHATTISGARH	0
6	DELHI	NR
7	GOA	NR
8	GUJARAT	0
9	HARYANA	NR
10	JAMMU AND KASHMIR	NR
11	JHARKHAND	0
12	KARNATAKA	0
13	KERALA	NR
14	MADHYA PRADESH	NR
15	MAHARASHTRA	NA
16	MANIPUR	NA
17	MEGHALAYA	0
18	MIZORAM	NR
19	NAGALAND	NR
20	ODISHA	210
21	PUNJAB	0
22	RAJASTHAN	NR
23	SIKKIM	NR
24	TAMIL NADU	0
25	TELANGANA	1,478
26	TRIPURA	NR
27	UTTARAKHAND	0
28	UTTAR PRADESH	1771
29	WEST BENGAL	333
30	ANDAMAN AND NICOBAR ISLANDS	NR
31	CHANDIGARH	NA
32	DADRA AND NAGAR HAVELI	NR
33	DAMAN AND DIU	0
34	LAKSHADWEEP	0
Grand Total		3,793

Note: NR Not Reported

NA Not applicable

Table - 3(B)

Distribution of waste land to the landless

		Land Distributed to SC (Hectare) April 2017- March 2018	Land Distributed to ST (Hectare) April 2017- March 2018	Land Distributed to Others (Hectare) April 2017- March 2018
Sl. No.	State/UT Name	(3)	(4)	(5)
1	ANDHRA PRADESH	0	0	0
2	ARUNACHAL PRADESH	NR	NR	NR
3	ASSAM	NR	NR	NR
4	BIHAR	0	0	0
5	CHHATTISGARH	0	0	0
6	DELHI	NR	NR	NR
7	GOA	NR	NR	NR
8	GUJARAT	0	0	0
9	HARYANA	NR	NR	NR
10	JAMMU AND KASHMIR	NR	NR	NR
11	JHARKHAND	0	0	0
12	KARNATAKA	0	0	0
13	KERALA	NR	NR	NR
14	MADHYA PRADESH	NR	NR	NR
15	MAHARASHTRA	NA	NA	NA
16	MANIPUR	NA	NA	NA
17	MEGHALAYA	NR	NR	NR
18	MIZORAM	NR	NR	NR
19	NAGALAND	NR	NR	NR
20	ODISHA	42	129	39
21	PUNJAB	0	0	0
22	RAJASTHAN	NR	NR	NR
23	SIKKIM	0	0	0
24	TAMIL NADU	0	0	0
25	TELANGANA	1,478	0	0
26	TRIPURA	NR	NR	NR
27	UTTARAKHAND	0	0	0
28	UTTAR PRADESH	596	2	1,173
29	WEST BENGAL	177	27	128
30	ANDAMAN AND NICOBAR ISLANDS	NR	NR	NR
31	CHANDIGARH	NA	NA	NA
32	DADRA AND NAGAR HAVELI	NR	NR	NR
33	DAMAN AND DIU	0	0	0
34	LAKSHADWEEP	0	0	0
Grand Total		2293	158	1341

Note: NR Not Reported

NA Not applicable

Table - 4(A)

Minimum Wages Enforcement (including Farm Labour)

Sl. No.	State/UT Name	Agriculture and Farm Workers: Inspections made (Number) April 2017-March 2018	Agriculture and Farm Workers: Irregularities detected (Number) April 2017-March 2018	Agriculture and Farm Workers: Irregularities rectified (Number) April 2017-March 2018
		(3)	(4)	(5)
1	ANDHRA PRADESH	NR	NR	NR
2	ARUNACHAL PRADESH	NR	NR	NR
3	ASSAM	NR	NR	NR
4	BIHAR	0	0	0
5	CHHATTISGARH	NR	NR	NR
6	DELHI	NR	NR	NR
7	GOA	NR	NR	NR
8	GUJARAT	NR	NR	NR
9	HARYANA	NR	NR	NR
10	HIMACHAL PRADESH	NR	NR	NR
11	JAMMU AND KASHMIR	NR	NR	NR
12	JHARKHAND	16,872	2,263	7,330
13	KARNATAKA	NR	NR	NR
14	KERALA	NR	NR	NR
15	MADHYA PRADESH	NR	NR	NR
16	MAHARASHTRA	NR	NR	NR
17	MANIPUR	NR	NR	NR
18	MEGHALAYA	NR	NR	NR
19	MIZORAM	NR	NR	NR
20	NAGALAND	NR	NR	NR
21	ODISHA	NR	NR	NR
22	PUDUCHERRY	NR	NR	NR
23	PUNJAB	NR	NR	NR
24	RAJASTHAN	NR	NR	NR
25	SIKKIM	NR	NR	NR
26	TAMIL NADU	1,66,064	208	55
27	TELANGANA	NR	NR	NR
28	TRIPURA	NR	NR	NR
29	UTTARAKHAND	NR	NR	NR
30	UTTAR PRADESH	NR	NR	NR
31	WEST BENGAL	1614	5527	1428
32	ANDAMAN AND NICOBAR ISLANDS	NR	NR	NR
33	CHANDIGARH	106	53	2
34	DADRA AND NAGAR HAVELI	4	0	0
35	DAMAN AND DIU	NR	NR	NR
36	LAKSHADWEEP	0	0	0
Grand Total		1,84,660	8,051	8,815

Note: NR Not Reported

Table - 4(B)

Minimum Wages Enforcement (including Farm Labour)
(Unit: Number)

Sl. No.		State/UT Name	Agriculture and Farm Workers: Claims filed (Number) April 2017-March 2018	Agriculture and Farm Workers: Claims settled (Number) April 2017-March 2018
(1)	(2)		(3)	(4)
1		ANDHRA PRADESH	NR	NR
2		ARUNACHAL PRADESH	NR	NR
3		ASSAM	NR	NR
4		BIHAR	318	624
5		CHHATTISGARH	NR	NR
6		DELHI	NR	NR
7		GOA	NR	NR
8		GUJARAT	NR	NR
9		HARYANA	NR	NR
10		HIMACHAL PRADESH	NR	NR
11		JAMMU AND KASHMIR	NR	NR
12		JHARKHAND	122	140
13		KARNATAKA	NR	NR
14		KERALA	NR	NR
15		MADHYA PRADESH	NR	NR
16		MAHARASHTRA	NR	NR
17		MANIPUR	NR	NR
18		MEGHALAYA	NR	NR
19		MIZORAM	NR	NR
20		NAGALAND	NR	NR
21		ODISHA	NR	NR
22		PUDUCHERRY	NR	NR
23		PUNJAB	NR	NR
24		RAJASTHAN	NR	NR
25		SIKKIM	NR	NR
26		TAMIL NADU	839	696
27		TELANGANA	NR	NR
28		TRIPURA	0	0
29		UTTARAKHAND	NR	NR
30		UTTAR PRADESH	NR	NR
31		WEST BENGAL	27	0
32		ANDAMAN AND NICOBAR ISLANDS	NR	NR
33		CHANDIGARH	7	1
34		DADRA AND NAGAR HAVELI	0	0
35		DAMAN AND DIU	NR	NR
36		LAKSHADWEEP	0	0
Grand Total			553	540

Note: NR Not Reported

Table - 4(C)

Minimum Wages Enforcement (including Farm Labour)

Sl. No.	State/UT Name	Agriculture and Farm Workers: Prosecution cases Pending (Number) April 2017-March 2018	Agriculture and Farm Workers: Prosecution cases filed (Number) April 2017-March 2018	Agriculture and Farm Workers: Prosecution cases decided (Number) April 2017-March 2018
		(3)	(4)	(5)
1	ANDHRA PRADESH	NR	NR	NR
2	ARUNACHAL PRADESH	NR	NR	NR
3	ASSAM	NR	NR	NR
4	BIHAR	169	0	0
5	CHHATTISGARH	NR	NR	NR
6	DELHI	NR	NR	NR
7	GOA	NR	NR	NR
8	GUJARAT	NR	NR	NR
9	HARYANA	NR	NR	NR
10	HIMACHAL PRADESH	NR	NR	NR
11	JAMMU AND KASHMIR	NR	NR	NR
12	JHARKHAND	623	0	2
13	KARNATAKA	NR	NR	NR
14	KERALA	NR	NR	NR
15	MADHYA PRADESH	NR	NR	NR
16	MAHARASHTRA	NR	NR	NR
17	MANIPUR	NR	NR	NR
18	MEGHALAYA	NR	NR	NR
19	MIZORAM	NR	NR	NR
20	NAGALAND	NR	NR	NR
21	ODISHA	NR	NR	NR
22	PUDUCHERRY	NR	NR	NR
23	PUNJAB	NR	NR	NR
24	RAJASTHAN	NR	NR	NR
25	SIKKIM	NR	NR	NR
26	TAMIL NADU	1,647	38	49
27	TELANGANA	NR	NR	NR
28	TRIPURA	NR	NR	NR
29	UTTARAKHAND	NR	NR	NR
30	UTTAR PRADESH	NR	NR	NR
31	WEST BENGAL	2,197	819	665
32	ANDAMAN AND NICOBAR ISLANDS	NR	NR	NR
33	CHANDIGARH	25	20	3
34	DADRA AND NAGAR HAVELI	0	0	2
35	DAMAN AND DIU	NR	NR	NR
36	LAKSHADWEEP	0	0	0
Grand Total		4,661	877	721

Note: NR Not Reported

Table - 5(A)

Food security-Targeted Public Distribution system (APL+BPL+AAY)

Sl. No.	State/UT Name	Allocation of Food		Percentage of offtake w.r.t. Allocation of Food Grains
		Grains (Tonnes) April 2017-March 2018	Off take (Tonnes) April 2017-March 2018	
(1)	(2)	(3)	(4)	(5)
1	ANDHRA PRADESH	18,71,844	18,99,650	101
2	ARUNACHAL PRADESH	88,992	88,693	100
3	ASSAM	16,95,132	16,90,593	100
4	BIHAR	54,93,860	55,37,840	101
5	CHHATTISGARH	13,84,056	13,76,724	99
6	DELHI	4,50,873	4,47,342	99
7	GOA	59,003	58,221	99
8	GUJARAT	23,66,974	22,65,754	96
9	HARYANA	7,95,000	6,41,095	81
10	HIMACHAL PRADESH	5,08,019	4,92,863	97
11	JAMMU AND KASHMIR	7,51,082	7,30,215	97
12	JHARKHAND	17,39,514	16,31,415	94
13	KARNATAKA	26,08,836	28,25,250	108
14	KERALA	14,25,049	14,37,055	101
15	MADHYA PRADESH	35,18,252	33,50,600	95
16	MAHARASHTRA	46,05,192	42,50,654	92
17	MANIPUR	1,44,349	1,49,306	103
18	MEGHALAYA	1,75,999	1,74,829	99
19	MIZORAM	65,758	65,114	99
20	NAGALAND	1,38,058	1,49,205	108
21	ODISHA	21,61,691	21,60,186	100
22	PUDUCHERRY	0	0	-
23	PUNJAB	8,70,120	7,34,725	84
24	RAJASTHAN	27,91,572	22,27,633	80
25	SIKKIM	44,324	43,733	99
26	TAMIL NADU	36,77,752	40,67,097	111
27	TELANGANA	13,38,000	13,26,452	99
28	TRIPURA	2,71,000	2,77,918	103
29	UTTARAKHAND	5,03,000	5,13,913	102
30	UTTAR PRADESH	97,25,820	96,08,004	99
31	WEST BENGAL	39,66,197	37,89,799	96
32	ANDAMAN AND NICOBAR ISLANDS	29,557	16,340	55
33	CHANDIGARH	0	0	-
34	DADRA AND NAGAR HAVELI	11,147	10,580	95
35	DAMAN AND DIU	5,424	5,072	94
36	LAKSHADWEEP	4,620	5,211	113
Grand Total		5,52,86,066	5,40,49,081	98

Very Good: (90% or above of targets)

ANDHRA PRADESH, ARUNACHAL PRADESH, ASSAM, BIHAR, CHHATTISGARH, DELHI, GOA, GUJARAT, HIMACHAL PRADESH, JAMMU AND KASHMIR, JHARKHAND, KARNATAKA, KERALA, MADHYA PRADESH, MAHARASHTRA, MANIPUR, MEGHALAYA, MIZORAM, NAGALAND, ODISHA, SIKKIM, TAMIL NADU, TELANGANA, TRIPURA, UTTARAKHAND, UTTAR PRADESH, WEST BENGAL, DADRA AND NAGAR HAVELI, DAMAN

Good: (80% to below 90% of targets)

HARYANA, PUNJAB

Poor: (Below 80% of targets)

RAJASTHAN, ANDAMAN AND NICOBAR ISLANDS

Food Security: Targeted Public Distribution System (APL+BPL+AAY)

Off take

% Achievement of Target
During April 2017 - March 2018

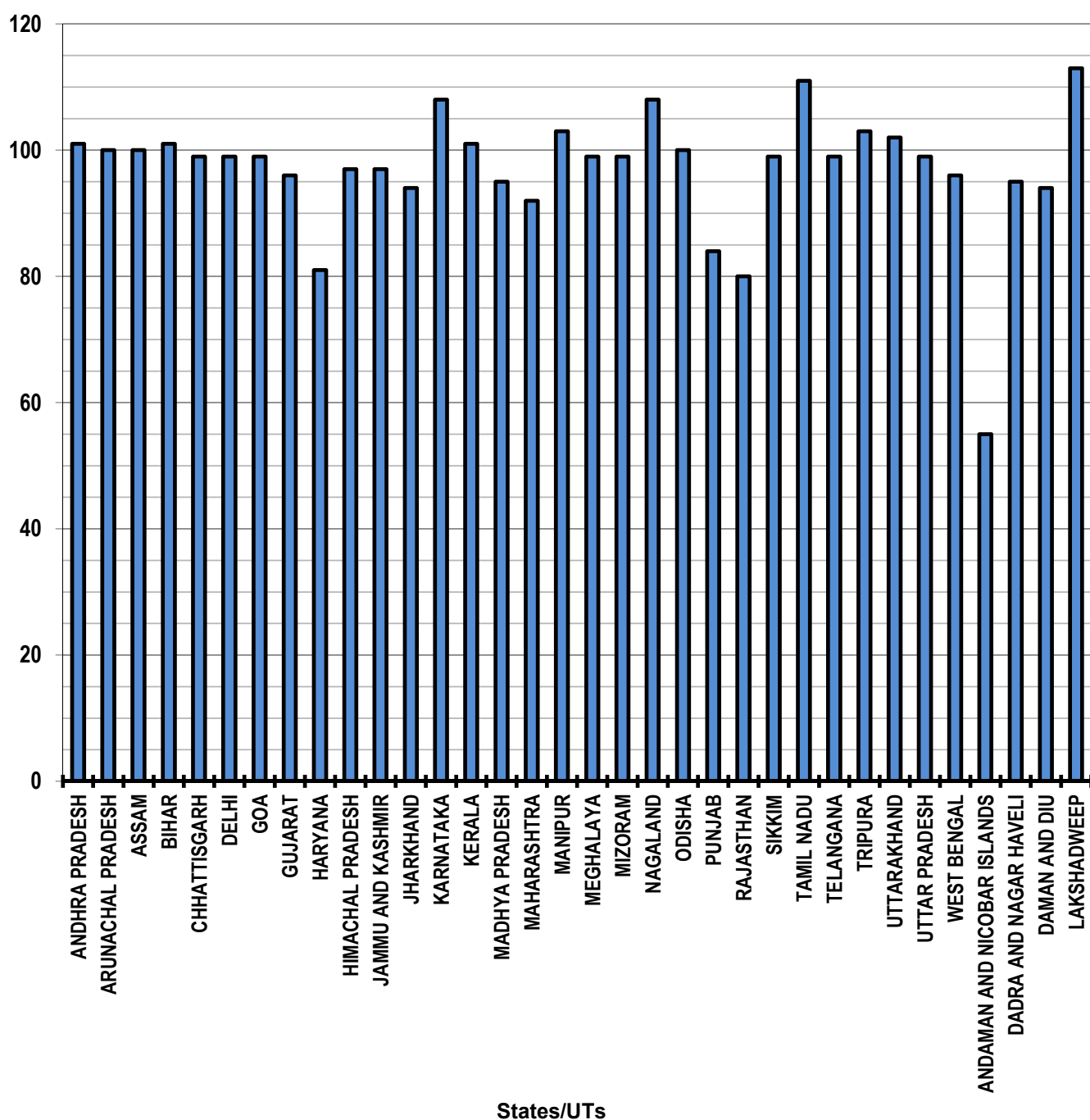


Table - 5(D)

Food Security: National Food Security Act(Normal)-NFSA

Sl. No.	State/UT Name	Allocation of Food		Percentage of offtake w.r.t. Allocation of Food Grains
		Grains (Tonnes) April 2017- March 2018	Off take (Tonnes) April 2017- March 2018	
(1)	(2)	(3)	(4)	(5)
1	ANDHRA PRADESH	18,49,776	18,78,385	102
2	ARUNACHAL PRADESH	56,130	56,436	101
3	ASSAM	16,25,752	16,26,565	100
4	BIHAR	54,93,860	55,37,840	101
5	CHHATTISGARH	13,84,056	13,76,724	99
6	DELHI	4,50,873	4,47,342	99
7	GOA	34,280	34,282	100
8	GUJARAT	23,66,974	22,65,754	96
9	HARYANA	7,95,000	6,41,095	81
10	HIMACHAL PRADESH	2,02,289	2,02,135	100
11	JAMMU AND KASHMIR	4,77,577	4,66,423	98
12	JHARKHAND	17,39,514	16,31,415	94
13	KARNATAKA	26,08,836	28,25,250	108
14	KERALA	10,25,519	10,32,965	101
15	MADHYA PRADESH	35,18,252	33,50,366	95
16	MAHARASHTRA	46,05,192	42,50,654	92
17	MANIPUR	1,44,349	1,49,306	103
18	MEGHALAYA	1,29,603	1,28,527	99
19	MIZORAM	45,935	47,301	103
20	NAGALAND	91,585	1,02,184	112
21	ODISHA	21,61,691	21,60,186	100
22	PUDUCHERRY	0	0	-
23	PUNJAB	8,70,120	7,34,725	84
24	RAJASTHAN	27,91,572	22,27,633	80
25	SIKKIM	26,375	26,376	100
26	TAMIL NADU	24,25,369	27,02,137	111
27	TELANGANA	12,96,051	13,14,745	101
28	TRIPURA	1,65,133	1,70,775	103
29	UTTARAKHAND	4,01,458	4,15,922	104
30	UTTAR PRADESH	97,25,820	96,08,004	99
31	WEST BENGAL	39,66,197	37,89,799	96
32	ANDAMAN AND NICOBAR ISLANDS	3,992	1792	45
33	CHANDIGARH	0	0	-
34	DADRA AND NAGAR HAVELI	11,147	10,580	95
35	DAMAN AND DIU	5,424	5,072	94
36	LAKSHADWEEP	1,522	1763	116
Grand Total		5,24,97,223	5,12,20,458	98

Very Good: (90% or above of targets)

ANDHRA PRADESH, ARUNACHAL PRADESH, ASSAM, BIHAR, CHHATTISGARH, DELHI, GOA, GUJARAT, HIMACHAL PRADESH, JAMMU AND KASHMIR, JHARKHAND, KARNATAKA, KERALA, MADHYA PRADESH, MAHARASHTRA, MANIPUR, MEGHALAYA, MIZORAM, NAGALAND, ODISHA, SIKKIM, TAMIL NADU, TELANGANA, TRIPURA, UTTARAKHAND, UTTAR PRADESH, WEST BENGAL, DADRA AND NAGAR HAVELI, DAMAN AND DIU, LAKSHADWEEP

Good: (80% to below 90% of targets)

HARYANA, PUNJAB

Poor: (Below 80% of targets)

RAJASTHAN, ANDAMAN AND NICOBAR ISLANDS

Food Security: National Food Security Act (Normal)

Off take

% Achievement of Target
During April 2017 - March 2018

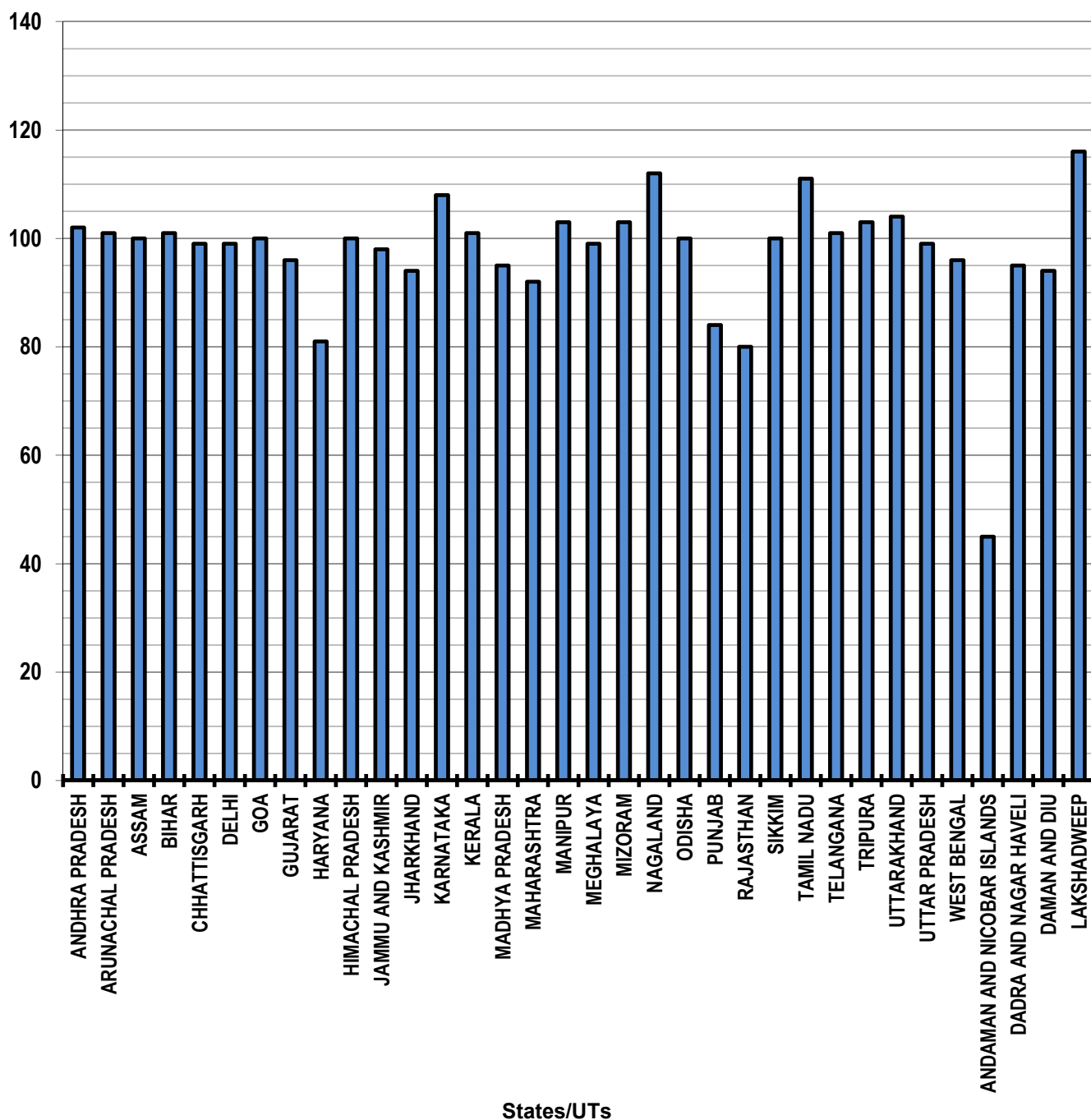


Table - 5(E)

Food Security: National Food Security Act (Tide Over)-NFSA

Sl. No.	State/UT Name	Allocation of Food		Percentage of offtake w.r.t. Allocation of Food Grains
		Grains (Tonnes) April 2017- March 2018	Off take (Tonnes) April 2017- March 2018	
(1)	(2)	(3)	(4)	(5)
1	ANDHRA PRADESH	22,068	21,265	96
2	ARUNACHAL PRADESH	32,862	32,258	98
3	ASSAM	69,380	64,029	92
4	BIHAR	0	0	-
5	CHHATTISGARH	0	0	-
6	DELHI	0	0	-
7	GOA	24,723	23,938	97
8	GUJARAT	0	0	-
9	HARYANA	0	0	-
10	HIMACHAL PRADESH	3,05,730	2,90,728	95
11	JAMMU AND KASHMIR	2,73,505	2,63,791	96
12	JHARKHAND	0	0	-
13	KARNATAKA	0	0	-
14	KERALA	3,99,530	4,04,089	101
15	MADHYA PRADESH	0	234	-
16	MAHARASHTRA	0	0	-
17	MANIPUR	0	0	-
18	MEGHALAYA	46,396	46,302	100
19	MIZORAM	19,823	17,813	90
20	NAGALAND	46,473	47,021	101
21	ODISHA	0	0	-
22	PUDUCHERRY	0	0	-
23	PUNJAB	0	0	-
24	RAJASTHAN	0	0	-
25	SIKKIM	17,949	17,357	97
26	TAMIL NADU	12,52,383	13,64,961	109
27	TELANGANA	41,949	11,708	28
28	TRIPURA	1,05,867	1,07,143	101
29	UTTARAKHAND	1,01,542	97,991	97
30	UTTAR PRADESH	0	0	-
31	WEST BENGAL	0	0	-
32	ANDAMAN AND NICOBAR ISLANDS	25,565	14,548	57
33	CHANDIGARH	0	0	-
34	DADRA AND NAGAR HAVELI	0	0	-
35	DAMAN AND DIU	0	0	-
36	LAKSHADWEEP	3,098	3,448	111
Grand Total		27,88,843	28,28,624	101

Very Good: (90% or above of targets)

ANDHRA PRADESH, ARUNACHAL PRADESH, ASSAM, GOA, HIMACHAL PRADESH, JAMMU AND KASHMIR, KERALA, MEGHALAYA, NAGALAND, SIKKIM, TAMIL NADU, TRIPURA, UTTARAKHAND, LAKSHADWEEP

Good: (80% to below 90% of targets)

NAGALAND, RAJASTHAN

Poor: (Below 80% of targets)

TELANGANA, ANDAMAN AND NICOBAR ISLANDS

Food Security: National Food Security Act (Tide Over) Off take

% Achievement of Target
During April 2017 - March 2018

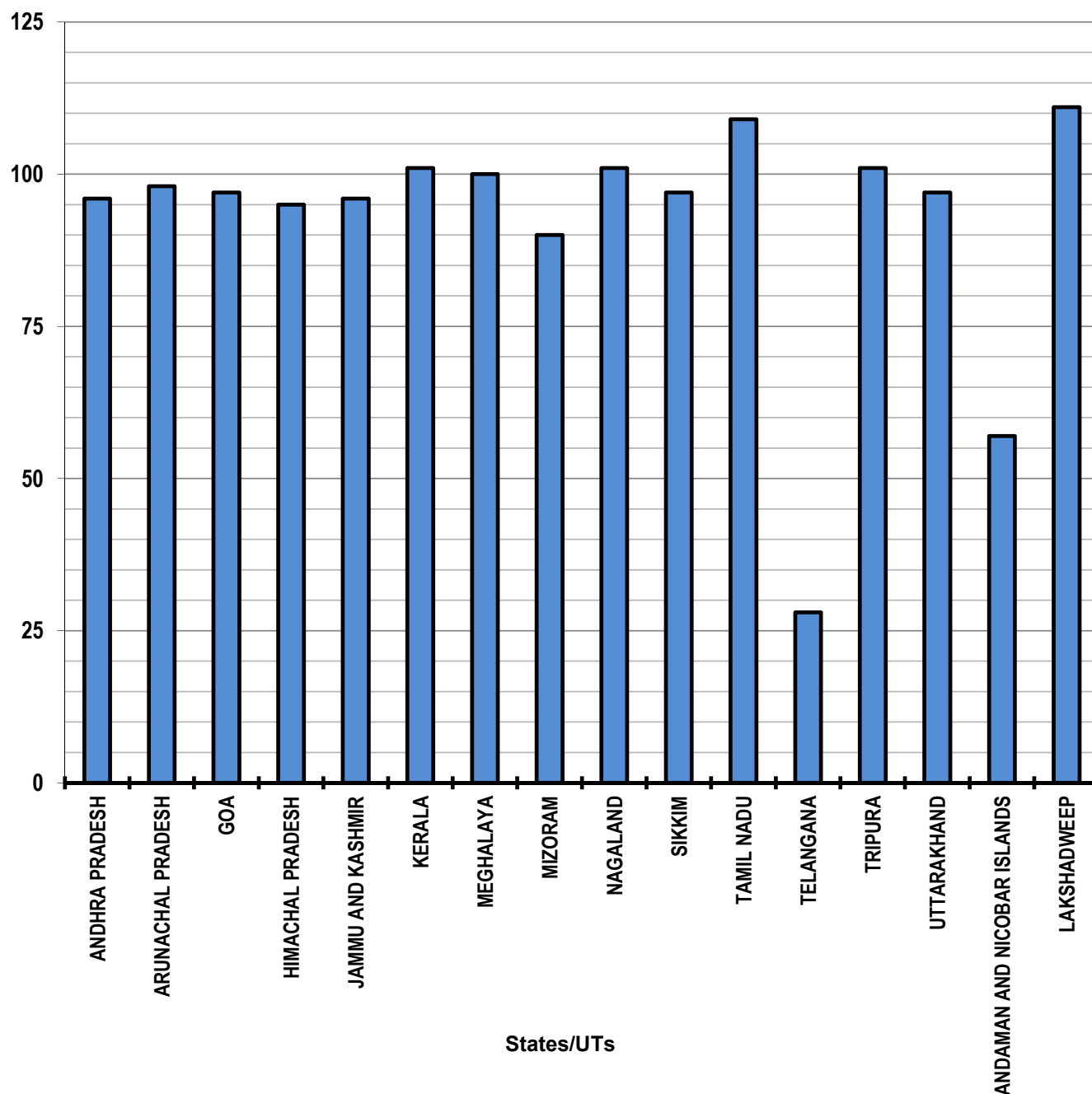


Table - 6

Rural Housing - Pradhan Mantri Awaas Yojana (Grameen)
Houses constructed
(Unit: Number)

Sl. No.	State/UT Name	Target 2017-2018	Achievement @ April 2017-March 2018	Percent Achievement April 2017-March 2018
(1)	(2)	(3)	(4)	(4)/(3)
1	ANDHRA PRADESH	48,058	14,175	29
2	ARUNACHAL PRADESH	2,187	0	0
3	ASSAM	40,119	45,113	112
4	BIHAR	5,38,959	2,86,002	53
5	CHHATTISGARH	2,06,372	3,34,044	162
6	GOA	-	7	-
7	GUJARAT	91,108	77,833	85
8	HARYANA	12,886	9,084	70
9	HIMACHAL PRADESH	2,511	3,168	126
10	JAMMU AND KASHMIR	21,752	531	2
11	JHARKHAND	1,59,052	1,60,692	101
12	KARNATAKA	52,284	41,004	78
13	KERALA	9,872	17,522	177
14	MADHYA PRADESH	3,89,532	6,34,225	163
15	MAHARASHTRA	1,50,934	1,47,614	98
16	MANIPUR	-	885	-
17	MEGHALAYA	3,715	2,307	62
18	MIZORAM	1,794	940	52
19	NAGALAND	-	13	-
20	ODISHA	3,40,498	3,89,966	115
21	PUDUCHERRY	-	0	-
22	PUNJAB	6,615	783	12
23	RAJASTHAN	2,23,629	2,44,178	109
24	SIKKIM	-	427	-
25	TAMIL NADU	1,30,214	115,085	88
26	TELANGANA	19,715	0	0
27	TRIPURA	1,259	3183	253
28	UTTARAKHAND	4,915	6937	141
29	UTTAR PRADESH	3,96,594	773,037	195
30	WEST BENGAL	3,74,629	5,58,588	149
31	ANDAMAN AND NICOBAR ISLANDS	262	0	0
32	DADRA AND NAGAR HAVELI	801	0	0
33	DAMAN AND DIU	27	0	0
34	LAKSHADWEEP	-	0	-
Grand Total		32,30,293	38,67,343	120

Very Good: (90% or above of targets)

ASSAM, CHHATTISGARH, HIMACHAL PRADESH, JHARKHAND, KERALA, MADHYA PRADESH, MAHARASHTRA, ODISHA, RAJASTHAN, TRIPURA, UTTARAKHAND, UTTAR PRADESH, WEST BENGAL

Good: (80% to below 90% of targets)

GUJARAT, TAMIL NADU

Poor: (Below 80% of targets)

ANDHRA PRADESH, ARUNACHAL PRADESH, BIHAR, HARYANA, JAMMU AND KASHMIR, KARNATAKA, MEGHALAYA, MIZORAM, PUNJAB, TELANGANA, ANDAMAN AND NICOBAR ISLANDS, DADRA AND NAGAR HAVELI, DAMAN AND DIU

Note: @ Figures received from M/o Rural Development have been considered

**Rural Housing - Pradhan Mantri Awaas Yojana -
Grameen
Houses constructed
% Achievement of Target
During April 2017 - March 2018**

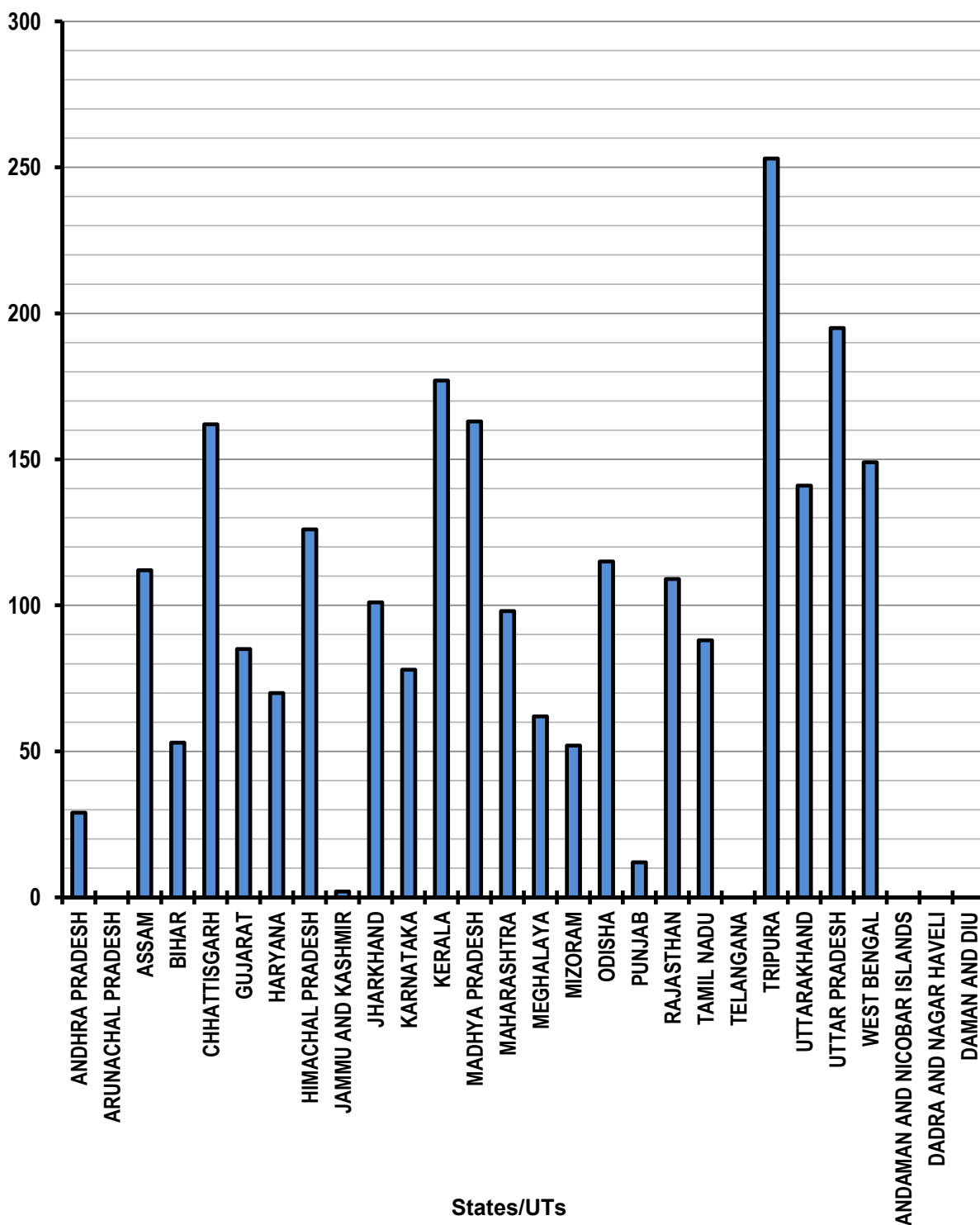


Table - 7

EWS/LIG Houses in Urban Areas
Houses constructed
(Unit: Number)

Sl. No.		State/UT Name	Target + 2017-2018	Achievement April 2017- March 2018	Percent Achievement April 2017- March 2018
(1)	(2)		(3)	(4)	(4)/(3)
1		ANDHRA PRADESH	14,440	27,739	192
2		ARUNACHAL PRADESH	752	NR	-
3		ASSAM	3,160	0	0
4		BIHAR	18,302	21,590	118
5		CHHATTISGARH	11,002	10,204	93
6		DELHI	28,080	0	0
7		GUJARAT	12,471	12,576	101
8		HARYANA	472	2948	625
9		HIMACHAL PRADESH	1,312	178	14
10		JAMMU AND KASHMIR	7,475	NR	-
11		JHARKHAND	2,613	2,777	106
12		KARNATAKA	1,351	13,871	1027
13		KERALA	6,875	176	3
14		MADHYA PRADESH	3,933	NR	-
15		MAHARASHTRA	46,646	8,079 \$	17
16		MANIPUR	8	162	2025
17		MEGHALAYA	588	112	19
18		MIZORAM	121	120	99
19		NAGALAND	1,454	NR	-
20		ODISHA	3,948	24	1
21		PUDUCHERRY	224	NR	-
22		PUNJAB	1,038	0	0
23		RAJASTHAN	10,486	10112	96
24		SIKKIM	33	0	0
25		TAMIL NADU	13,138	13,138	100
26		TELANGANA	9,883	5556	56
27		UTTARAKHAND	1,772	0	0
28		UTTAR PRADESH	18,197	13514	74
29		WEST BENGAL	13,194	1,06,279	806
30		CHANDIGARH	4,960	0	0
31		DADRA AND NAGAR HAVELI	96	0	0
Grand Total			2,38,024	2,49,155	105

Very Good:(90% or above of targets)

ANDHRA PRADESH, BIHAR, CHHATTISGARH, GUJARAT, HARYANA, JHARKHAND, KARNATAKA, MANIPUR, MIZORAM, RAJASTHAN, TAMIL NADU, WEST BENGAL

Poor:(Below 80% of targets)

ARUNACHAL PRADESH, ASSAM, DELHI, HIMACHAL PRADESH, JAMMU AND KASHMIR, KERALA, MADHYA PRADESH, MAHARASHTRA, MEGHALAYA, MIZORAM, NAGALAND, ODISHA, PUDUCHERRY, PUNJAB, SIKKIM, TELANGANA, UTTARAKHAND, UTTAR PRADESH, CHANDIGARH, DADRA AND NAGAR HAVELI

Note: + Previous year targets have been repeated.

NR Not Reported

\$ State has revised the figure downward

EWS/LIG Houses in Urban Areas

Houses constructed
% Achievement of Target
During April 2017 - March 2018

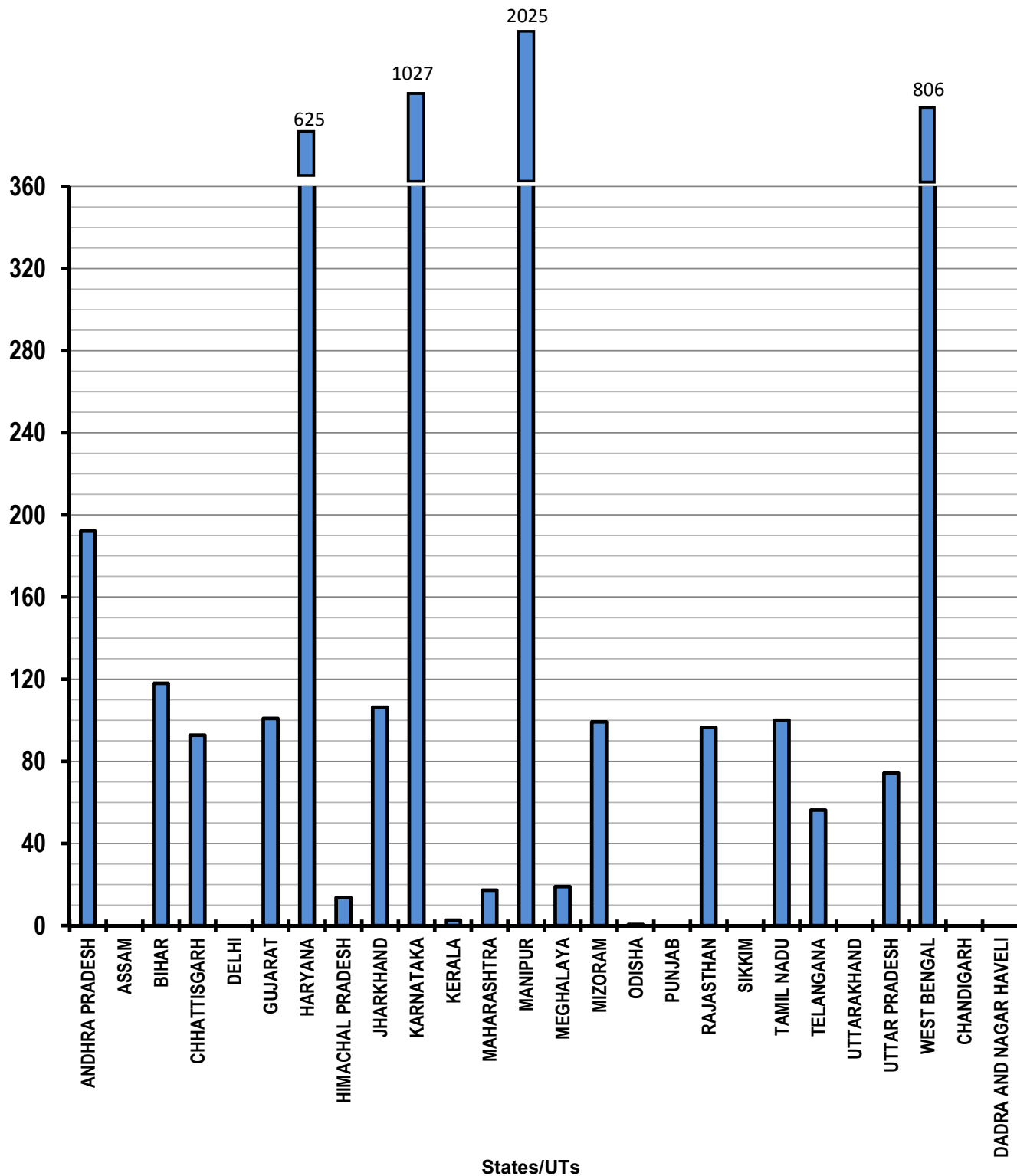


Table - 8(A)

Rural Areas: National Rural Drinking Water Programme (NRDWP)
Partially Covered Habitations
(Unit: Number)

Sl. No. State/UT Name		Target + 2017-2018	Achievement @ April 2017-March 2018	Percent Achievement April 2017-March 2018
(1)	(2)	(3)	(4)	(4)/(3)
1	ANDHRA PRADESH	866	716	83
2	ARUNACHAL PRADESH	240	92	38
3	ASSAM	1,480	84	6
4	BIHAR	7,874	53	1
5	CHHATTISGARH	4,102	33	1
6	GOA	3	0	0
7	GUJARAT	10	3	30
8	HARYANA	339	15	4
9	HIMACHAL PRADESH	1,765	557	32
10	JAMMU AND KASHMIR	509	292	57
11	JHARKHAND	584	4	1
12	KARNATAKA	13,713	8099	59
13	KERALA	493	154	31
14	MADHYA PRADESH	88	39	44
15	MAHARASHTRA	2,452	528	22
16	MANIPUR	68	17	25
17	MEGHALAYA	136	56	41
18	MIZORAM	48	14	29
19	NAGALAND	52	68	131
20	ODISHA	11,539	1,193	10
21	PUDUCHERRY	7	0	0
22	PUNJAB	475	55	12
23	RAJASTHAN	1139	1841	162
24	SIKKIM	54	18	33
25	TAMIL NADU	3,962	2199	56
26	TELANGANA	998	214	21
27	TRIPURA	56	17	30
28	UTTARAKHAND	664	472	71
29	UTTAR PRADESH	1,431	1	0
30	WEST BENGAL	4,616	1,094	24
31	ANDAMAN AND NICOBAR ISLANDS	7	0	0
Grand Total		59,770	17,928	30

Very Good: (90% or above of targets)

NAGALAND, RAJASTHAN

Good: (Between 80% to 90% targets)

ANDHRA PRADESH

Poor: (Below 80% of targets)

ARUNACHAL PRADESH, ASSAM, BIHAR, CHHATTISGARH, GOA, GUJARAT, HARYANA, HIMACHAL PRADESH, JAMMU AND KASHMIR, JHARKHAND, KARNATAKA, KERALA, MADHYA PRADESH, MAHARASHTRA, MANIPUR, MEGHALAYA, MIZORAM, ODISHA, PUDUCHERRY, PUNJAB, SIKKIM, TAMIL NADU, TELANGANA, TRIPURA, UTTARAKHAND, UTTAR PRADESH, WEST BENGAL, ANDAMAN AND NICOBAR ISLANDS

Note: @ Figures received from Ministry of Drinking Water and Sanitation have been considered

+ Previous year targets have been repeated.

Rural Areas- National Rural Drinking Water Programme (NRDWP)

Partially Covered Habitations

% Achievement of Target
During April 2017 - March 2018

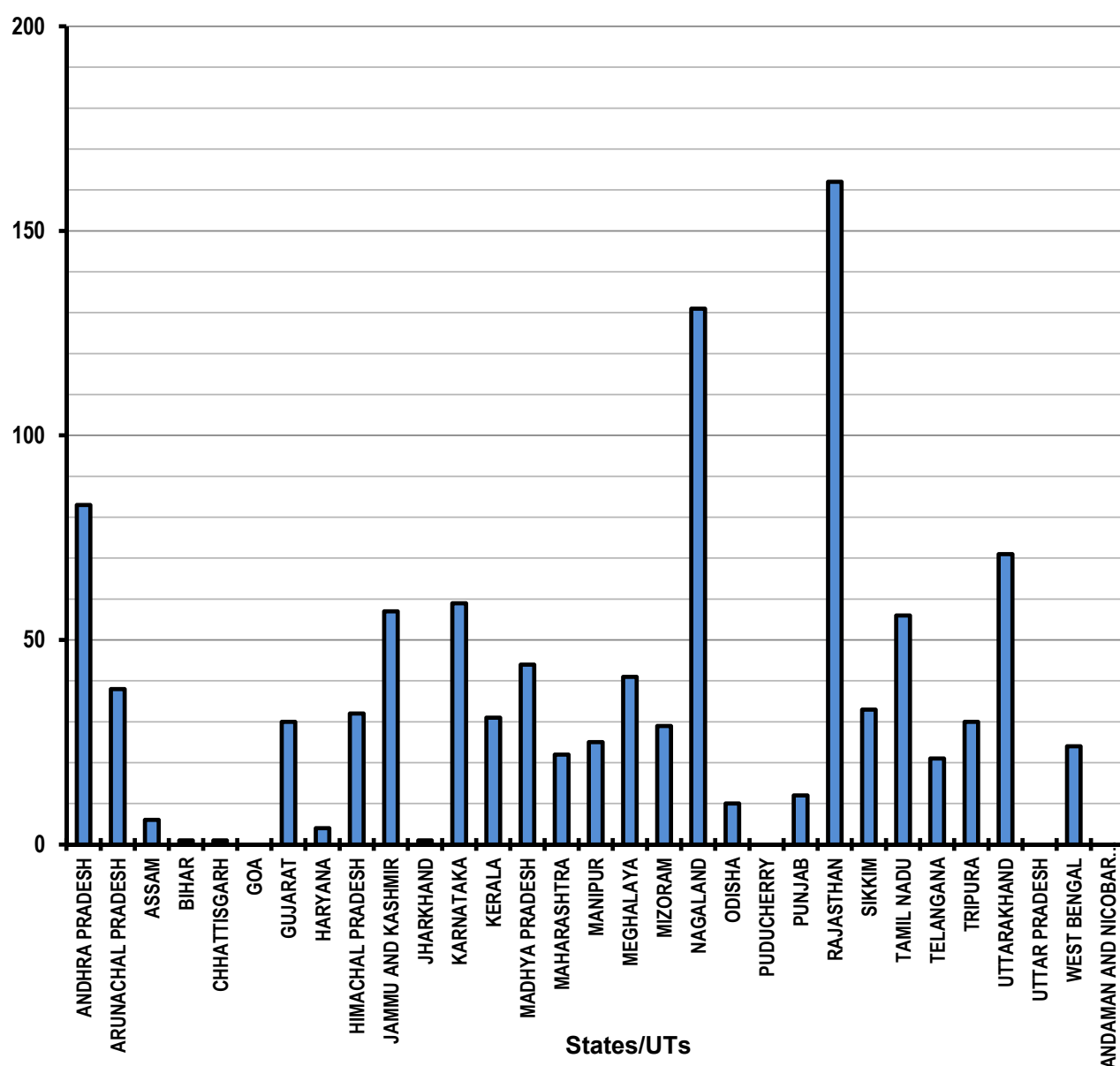


Table - 8(B)

Rural Areas: National Rural Drinking Water Programme (NRDWP)
Coverage of quality affected habitations
(Unit: Number)

Sl. No.		Target 2017-2018	Achievement @ April 2017- March 2018	Percent Achievement April 2017- March 2018
(1)	(2)	(3)	(4)	(4)/(3)
1	ANDHRA PRADESH	258	15	6
2	ARUNACHAL PRADESH	8	2	25
3	ASSAM	465	131	28
4	BIHAR	1,389	29	2
5	CHHATTISGARH	806	25	3
6	GUJARAT	17	0	0
7	HARYANA	9	3	33
8	JAMMU AND KASHMIR	4	1	25
9	JHARKHAND	702	295	42
10	KARNATAKA	1,335	393	29
11	KERALA	70	38	54
12	MADHYA PRADESH	192	9	5
13	MAHARASHTRA	105	78	74
14	MEGHALAYA	7		0
15	NAGALAND	11	13	118
16	ODISHA	562	101	18
17	PUNJAB	301	227	75
18	RAJASTHAN	843	1076	128
19	TAMIL NADU	247	29	12
20	TELANGANA	126	1028	816
21	TRIPURA	368	51	14
22	UTTARAKHAND	4	1	25
23	UTTAR PRADESH	211	0	0
24	WEST BENGAL	960	1,921	200
Grand Total		9,000	5,466	61

Very Good:(90% or above of targets)

NAGALAND, RAJASTHAN, TELANGANA, WEST BENGAL

Poor:(Below 80% of targets)

ANDHRA PRADESH, ARUNACHAL PRADESH, ASSAM, BIHAR, CHHATTISGARH, GUJARAT, HARYANA, JAMMU AND KASHMIR, JHARKHAND, KARNATAKA, KERALA, MADHYA PRADESH, MAHARASHTRA, MEGHALAYA, ODISHA, PUNJAB, TAMIL NADU, TRIPURA, UTTARAKHAND, UTTAR PRADESH

Note: @ Figures received from Ministry of Drinking Water and Sanitation have been considered

+ Previous year targets have been repeated.

Rural Areas- National Rural Drinking Water Programme (NRDWP)

Coverage of Water Quality Affected Habitations

% Achievement of Target

During April 2017 - March 2018

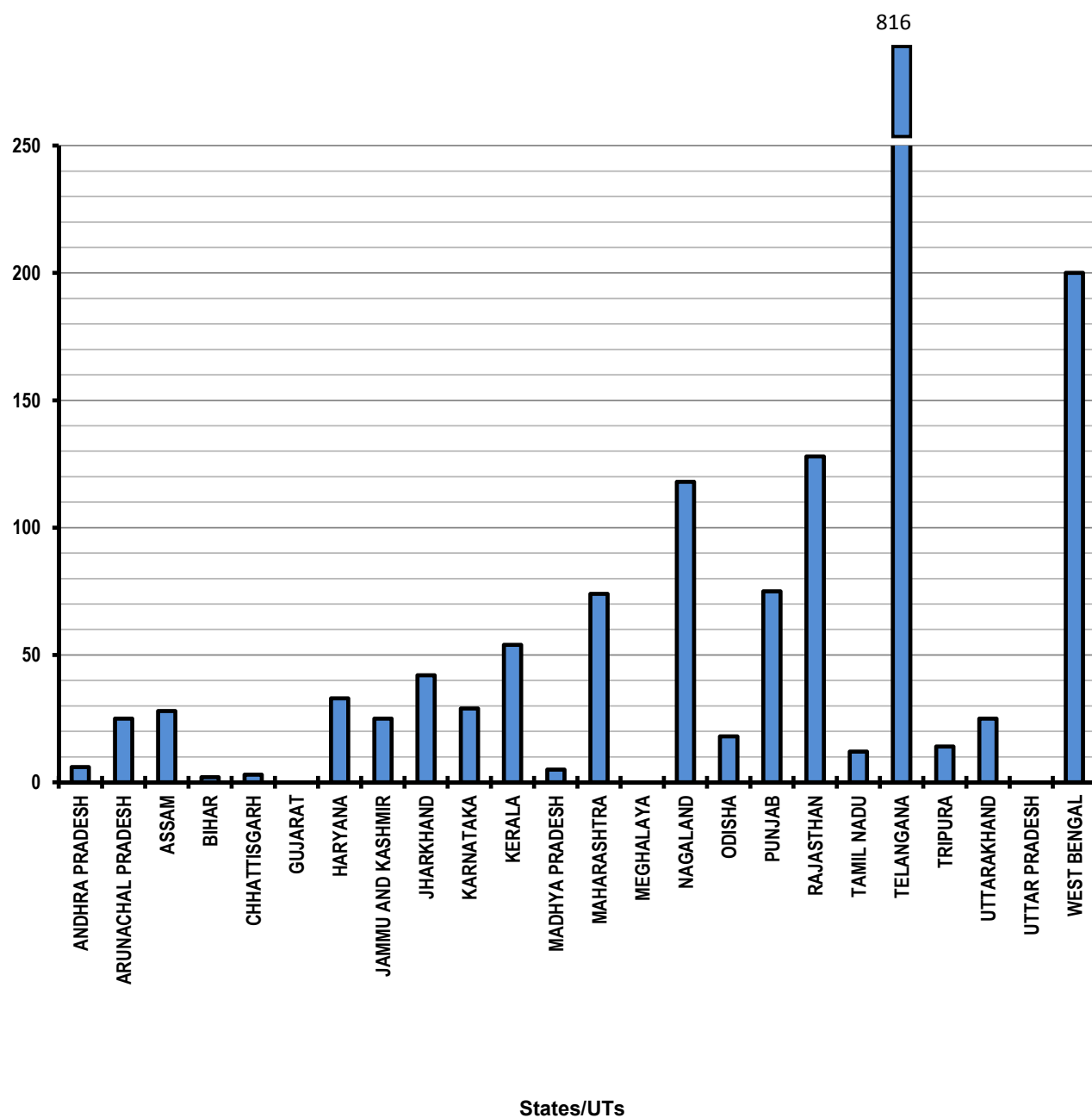


Table - 9

Sanitation Programme in Rural Areas
(Unit: Number)

		Individual Household latrines constructed (Number)
Sl. No.	State/UT Name	April 2017- March 2018
(1)	(2)	(3)
1	ANDHRA PRADESH	22,25,158
2	ARUNACHAL PRADESH	41,468
3	ASSAM	8,16,442
4	BIHAR	34,34,483
5	CHHATTISGARH	14,05,066
6	DELHI	-
7	GOA	0
8	GUJARAT	4,28,728
9	HARYANA	3,25,021
10	HIMACHAL PRADESH	10
11	JAMMU AND KASHMIR	5,81,275
12	JHARKHAND	12,04,499
13	KARNATAKA	14,34,949
14	KERALA	0
15	MADHYA PRADESH	23,54,197
16	MAHARASHTRA	22,54,243
17	MANIPUR	61,746
18	MEGHALAYA	87,141
19	MIZORAM	25,017
20	NAGALAND	19,238
21	ODISHA	8,16,389
22	PUDUCHERRY	7,933
23	PUNJAB	75,238
24	RAJASTHAN	21,29,631
25	SIKKIM	0
26	TAMIL NADU	22,06,026
27	TELANGANA	15,54,458
28	TRIPURA	33,551
29	UTTARAKHAND	43,084
30	UTTAR PRADESH	57,11,552
31	WEST BENGAL	10,06,495
32	ANDAMAN AND NICOBAR ISLANDS	17,556
33	CHANDIGARH	0
34	DADRA AND NAGAR HAVELI	24,295
35	DAMAN AND DIU	1,646
36	LAKSHADWEEP	-
Grand Total		3,03,26,535

Table - 10
Institutional Delivery
(Unit: Number)

Sl. State/UT No. Name		Delivery in institutions (Number) April 2017- March 2018
(1)	(2)	(3)
1	ANDHRA PRADESH	6,96,850
2	ARUNACHAL PRADESH	NR
3	ASSAM	0
4	BIHAR	16,35,477
5	CHHATTISGARH	4,20,494
6	DELHI	NR
7	GOA	18,878
8	GUJARAT	10,72,647
9	HARYANA	490041
10	HIMACHAL PRADESH	66,947
11	JAMMU AND KASHMIR	1,63,812
12	JHARKHAND	4,32,222
13	KARNATAKA	8,53,829
14	KERALA	4,56,324
15	MADHYA PRADESH	NR
16	MAHARASHTRA	15,81,013
17	MANIPUR	30,551
18	MEGHALAYA	45,748
19	MIZORAM	14,086
20	NAGALAND	NR
21	ODISHA	5,69,896
22	PUDUCHERRY	36,210
23	PUNJAB	3,61,720
24	RAJASTHAN	13,71,998
25	SIKKIM	7,184
26	TAMIL NADU	8,99,338
27	TELANGANA	5,50,538
28	TRIPURA	NR
29	UTTARAKHAND	1,13,399
30	UTTAR PRADESH	34,32,389
31	WEST BENGAL	12,59,783
32	ANDAMAN AND NICOBAR ISLANDS	1,013
33	CHANDIGARH	29,243
34	DADRA AND NAGAR HAVELI	8,253
35	DAMAN AND DIU	4,968
36	LAKSHADWEEP	1017
Grand Total		1,66,25,868

Note: NR Not Reported

Table - 11(A)

SC Families assisted
SC families assisted under SCA to SCSP & NSFDC
(Unit: Number)

Sl. No. State/UT Name		Target + 2017-2018	Achievement April 2017- March 2018	Percent Achievement April 2017- March 2018
(1)	(2)	(3)	(4)	(4)/(3)
1	ANDHRA PRADESH	7,398	78,728	1064
2	ASSAM	2,132	1589	75
3	BIHAR	16,675	5,172	31
4	CHHATTISGARH	2,903	3,783	130
5	DELHI	1,365	NR	-
6	GOA	47	NR	-
7	GUJARAT	3,380	3,991	118
8	HARYANA	4,315	4895	113
9	HIMACHAL PRADESH	1,561	11,469	735
10	JAMMU AND KASHMIR	870	107	12
11	JHARKHAND	3,367	12,137	360
12	KARNATAKA	8,901	47,520	534
13	KERALA	2,879	750 \$	26
14	MADHYA PRADESH	10,614	NR	-
15	MAHARASHTRA	11,085	5,882	53
16	MANIPUR	121	846	699
17	MEGHALAYA	8	NR	-
18	MIZORAM	2	NR	-
19	ODISHA	6,624	7,22,577 &	10908
20	PUDUCHERRY	191	155	81
21	PUNJAB	7,727	6,773	88
22	RAJASTHAN	11,264	19,483	173
23	SIKKIM	120	0	0
24	TAMIL NADU	13,129	23,260	177
25	TELANGANA	4,096	28773	702
26	TRIPURA	1,806	0	0
27	UTTARAKHAND	1,459	1482	102
28	UTTAR PRADESH	36,565	24,313	66
29	WEST BENGAL	19,974	23,511	118
30	CHANDIGARH	418	1467	351
31	DADRA AND NAGAR HAVELI	2	0	0
32	DAMAN AND DIU	2	0	0
Grand Total		1,81,000	10,28,663	568

Very Good:(90% or above of targets)

CHHATTISGARH, GUJARAT, HARYANA, HIMACHAL PRADESH, JHARKHAND, KARNATAKA, MANIPUR, ODISHA, RAJASTHAN, TAMIL NADU, TELANGANA, UTTARAKHAND, WEST BENGAL, CHANDIGARH

Good:(Between 80% to 90% targets)

ANDHRA PRADESH, PUDUCHERRY, PUNJAB

Poor:(Below 80% of targets)

ASSAM, BIHAR, JAMMU AND KASHMIR, KERALA, MAHARASHTRA, SIKKIM, TRIPURA, UTTAR PRADESH, DADRA AND NAGAR HAVELI, DAMAN AND DIU

Note: + Previous year targets have been repeated
 & Exceptional high figure reported by the State
 \$ State has revised the figure downward

SC Families Assisted under SCA to SCSP & NSFDC

% Achievement of Target
During April 2017 - March 2018

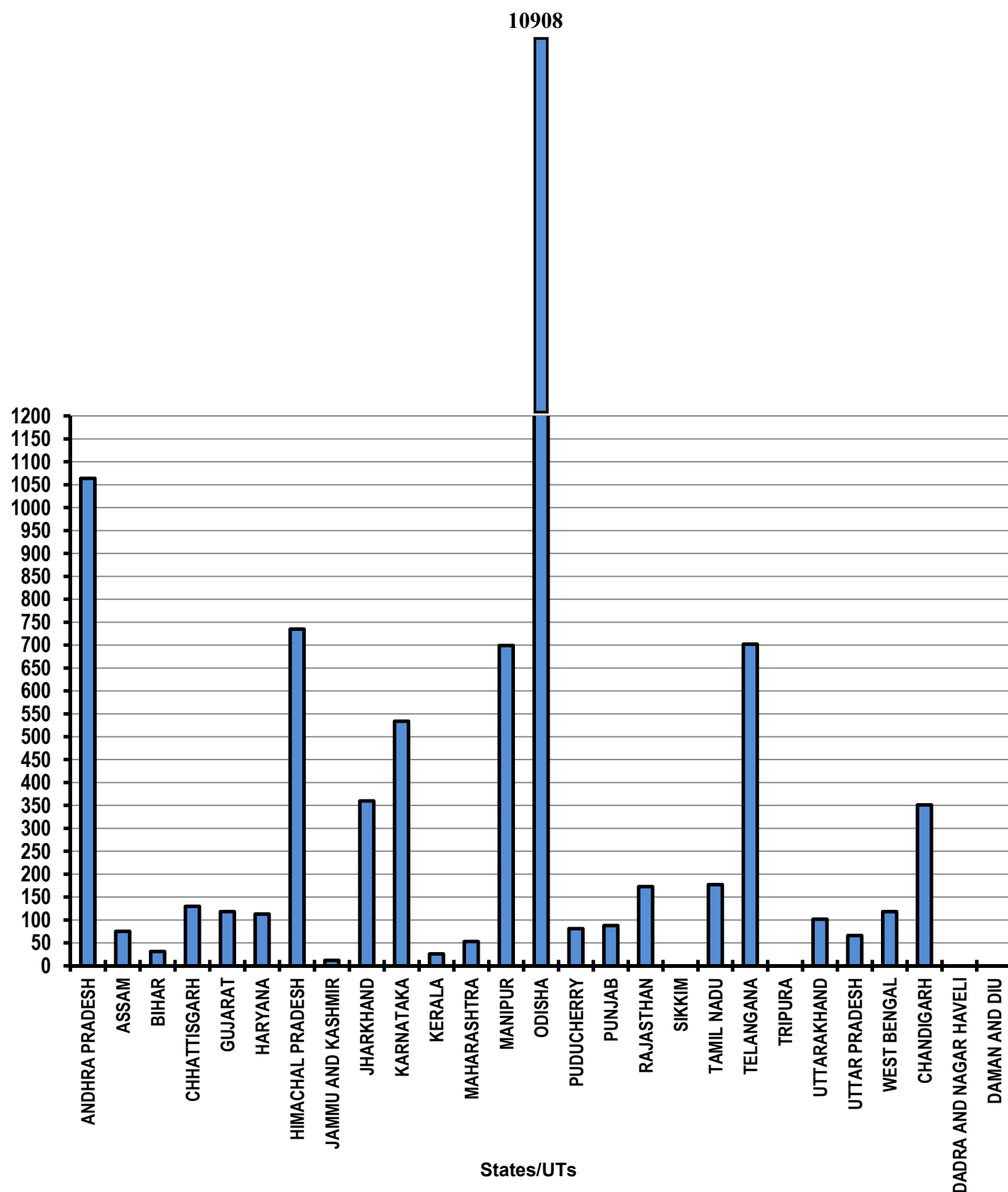


Table - 11(B)

SC families assisted - SC students assisted under post matric scholarship
(Unit: Number)

Sl. No.		State/UT Name	SC students assisted under post matric scholarship (Number) April 2017-March 2018
(1)	(2)	(3)	
1	ANDHRA PRADESH	2,64,292	
2	ASSAM	27,231	
3	BIHAR	NR	
4	CHHATTISGARH	29,747	
5	DELHI	NR	
6	GOA	NA	
7	GUJARAT	0	
8	HARYANA	72,022	
9	HIMACHAL PRADESH	NR	
10	JAMMU AND KASHMIR	11,040	
11	JHARKHAND	20,177	
12	KARNATAKA	11,87,615	
13	KERALA	94,937	
14	MADHYA PRADESH	0	
15	MAHARASHTRA	4,03,203	
16	MANIPUR	NR	
17	MEGHALAYA	NR	
18	ODISHA	0	
19	PUDUCHERRY	7,338	
20	PUNJAB	396169	
21	RAJASTHAN	1,92,488	
22	SIKKIM	0	
23	TAMIL NADU	4,25,273	
24	TELANGANA	2,12,706	
25	TRIPURA	0	
26	UTTARAKHAND	69504	
27	UTTAR PRADESH	1,68,742	
28	WEST BENGAL	6,18,647	
29	CHANDIGARH	NR	
30	DAMAN AND DIU	156	
Grand Total		42,01,287	

Note: NR Not Reported

NA Not applicable

Table - 12

Universalization of ICDS Scheme
ICDS Blocks Operational (Cumulative)
(Unit: Number)

Sl. No.		Target 2017-2018	Achievement April 2017- March 2018	Percent Achievement April 2017- March 2018
(1)	(2)	(3)	(4)	(4)/(3)
1	ANDHRA PRADESH	257	257	100
2	ARUNACHAL PRADESH	98	98	100
3	ASSAM	231	231	100
4	BIHAR	544	544	100
5	CHHATTISGARH	220	220	100
6	DELHI	95	95	100
7	GOA	11	12	109
8	GUJARAT	336	336	100
9	HARYANA	148	148	100
10	HIMACHAL PRADESH	78	78	100
11	JAMMU AND KASHMIR	141	141	100
12	JHARKHAND	224	224	100
13	KARNATAKA	204	204	100
14	KERALA	258	258	100
15	MADHYA PRADESH	453	453	100
16	MAHARASHTRA	553	553	100
17	MANIPUR	43	43	100
18	MEGHALAYA	41	41	100
19	MIZORAM	27	27	100
20	NAGALAND	60	59	98
21	ODISHA	338	338	100
22	PUDUCHERRY	5	5	100
23	PUNJAB	155	155	100
24	RAJASTHAN	304	304	100
25	SIKKIM	13	13	100
26	TAMIL NADU	434	434	100
27	TELANGANA	149	149	100
28	TRIPURA	56	56	100
29	UTTARAKHAND	105	105	100
30	UTTAR PRADESH	897	896	100
31	WEST BENGAL	576	576	100
32	ANDAMAN AND NICOBAR ISLANDS	5	5	100
33	CHANDIGARH	3	3	100
34	DADRA AND NAGAR HAVELI	2	2	100
35	DAMAN AND DIU	2	2	100
36	LAKSHADWEEP	9	9	100
Grand Total		7,075	7,074	100

Very Good:(90% or above of targets)

ANDHRA PRADESH, ARUNACHAL PRADESH, ASSAM, BIHAR, CHHATTISGARH, DELHI, GOA, GUJARAT, HARYANA, HIMACHAL PRADESH, JAMMU AND KASHMIR, JHARKHAND, KARNATAKA, KERALA, MADHYA PRADESH, MAHARASHTRA, MANIPUR, MEGHALAYA, MIZORAM, NAGALAND, ODISHA, PUDUCHERRY, PUNJAB, RAJASTHAN, SIKKIM, TAMIL NADU, TELANGANA, TRIPURA, UTTARAKHAND, UTTAR PRADESH, WEST BENGAL, ANDAMAN AND NICOBAR ISLANDS, CHANDIGARH, DADRA AND NAGAR HAVELI, DAMAN AND DIU, LAKSHADWEEP

Universalization of ICDS Scheme

ICDS Blocks Operational (Cumulative)

% Achievement of Target
During April 2017 - March 2018

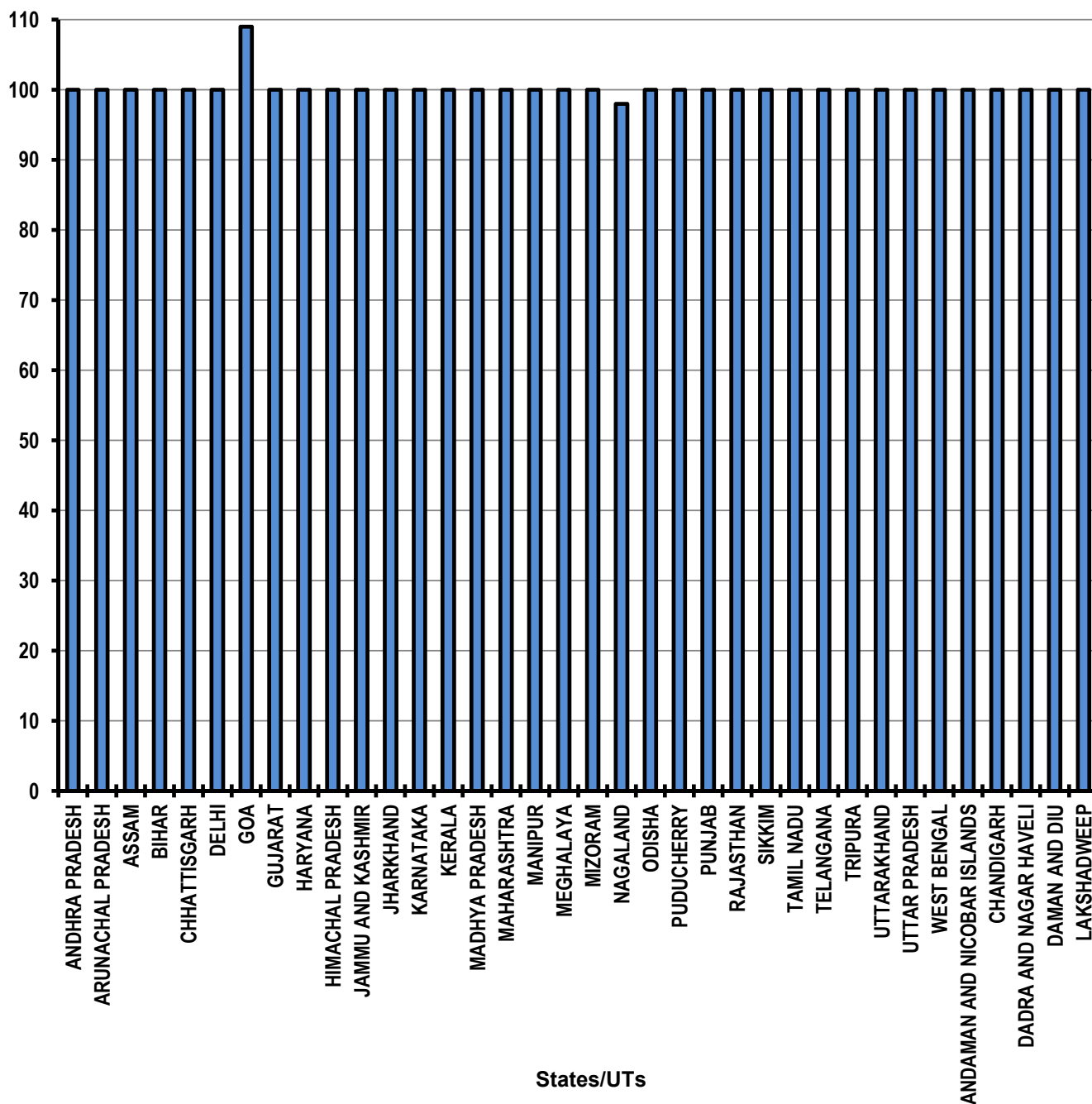


Table - 13

Functional Anganwadis
Anganwadis Functional (Cumulative)
(Unit: Number)

Sl. No.		State/UT Name	Target 2017-2018	Achievement April 2017- March 2018	Percent Achievement April 2017- March 2018
(1)	(2)	(3)	(4)	(4)/(3)	
1	ANDHRA PRADESH	55,607	55,606	100	
2	ARUNACHAL PRADESH	6,225	6,225	100	
3	ASSAM	62,153	62,153	100	
4	BIHAR	1,15,009	91,677	80	
5	CHHATTISGARH	52,474	50,540	96	
6	DELHI	11,150	10,897	98	
7	GOA	1,262	1,258	100	
8	GUJARAT	53,029	53,029	100	
9	HARYANA	25,962	25,962	100	
10	HIMACHAL PRADESH	18,925	18,925	100	
11	JAMMU AND KASHMIR	31,938	29,267	92	
12	JHARKHAND	38,432	38,432	100	
13	KARNATAKA	65,911	65,911	100	
14	KERALA	33,318	33,115	99	
15	MADHYA PRADESH	97,135	91,814	95	
16	MAHARASHTRA	1,10,486	97,404	88	
17	MANIPUR	11,510	11,510	100	
18	MEGHALAYA	5,896	5,895	100	
19	MIZORAM	2,244	2,244	100	
20	NAGALAND	3,980	3,455	87	
21	ODISHA	74,154	72,587	98	
22	PUDUCHERRY	855	788	92	
23	PUNJAB	27,314	27,125	99	
24	RAJASTHAN	62,010	61,044	98	
25	SIKKIM	1,308	1,296	99	
26	TAMIL NADU	54,439	54,439	100	
27	TELANGANA	35,700	35,612	100	
28	TRIPURA	10,145	10,145	100	
29	UTTARAKHAND	20,067	19,903	99	
30	UTTAR PRADESH	1,90,145	1,88,081	99	
31	WEST BENGAL	1,19,481	1,15,318	97	
32	ANDAMAN AND NICOBAR ISLANDS	720	720	100	
33	CHANDIGARH	500	450	90	
34	DADRA AND NAGAR HAVELI	302	303	100	
35	DAMAN AND DIU	107	102	95	
36	LAKSHADWEEP	107	107	100	
Grand Total		14,00,000	13,43,339	96	

Very Good:(90% or above of targets)

ANDHRA PRADESH, ARUNACHAL PRADESH, ASSAM, CHHATTISGARH, DELHI, GOA, GUJARAT, HARYANA, HIMACHAL PRADESH, JAMMU AND KASHMIR, JHARKHAND, KARNATAKA, KERALA, MADHYA PRADESH, MANIPUR, MEGHALAYA, MIZORAM, ODISHA, PUDUCHERRY, PUNJAB, RAJASTHAN, SIKKIM, TAMIL NADU, TELANGANA, TRIPURA, UTTARAKHAND, UTTAR PRADESH, WEST BENGAL, ANDAMAN AND NICOBAR ISLANDS, CHANDIGARH, DADRA AND NAGAR HAVELI, DAMAN AND DIU, LAKSHADWEEP

Good:(Between 80% to 90% targets)

MAHARASHTRA, NAGALAND

Poor:(Below 80% of targets)

BIHAR

Functional Anganwadis (Cumulative)

% Achievement of Target
During April 2017 - March 2018

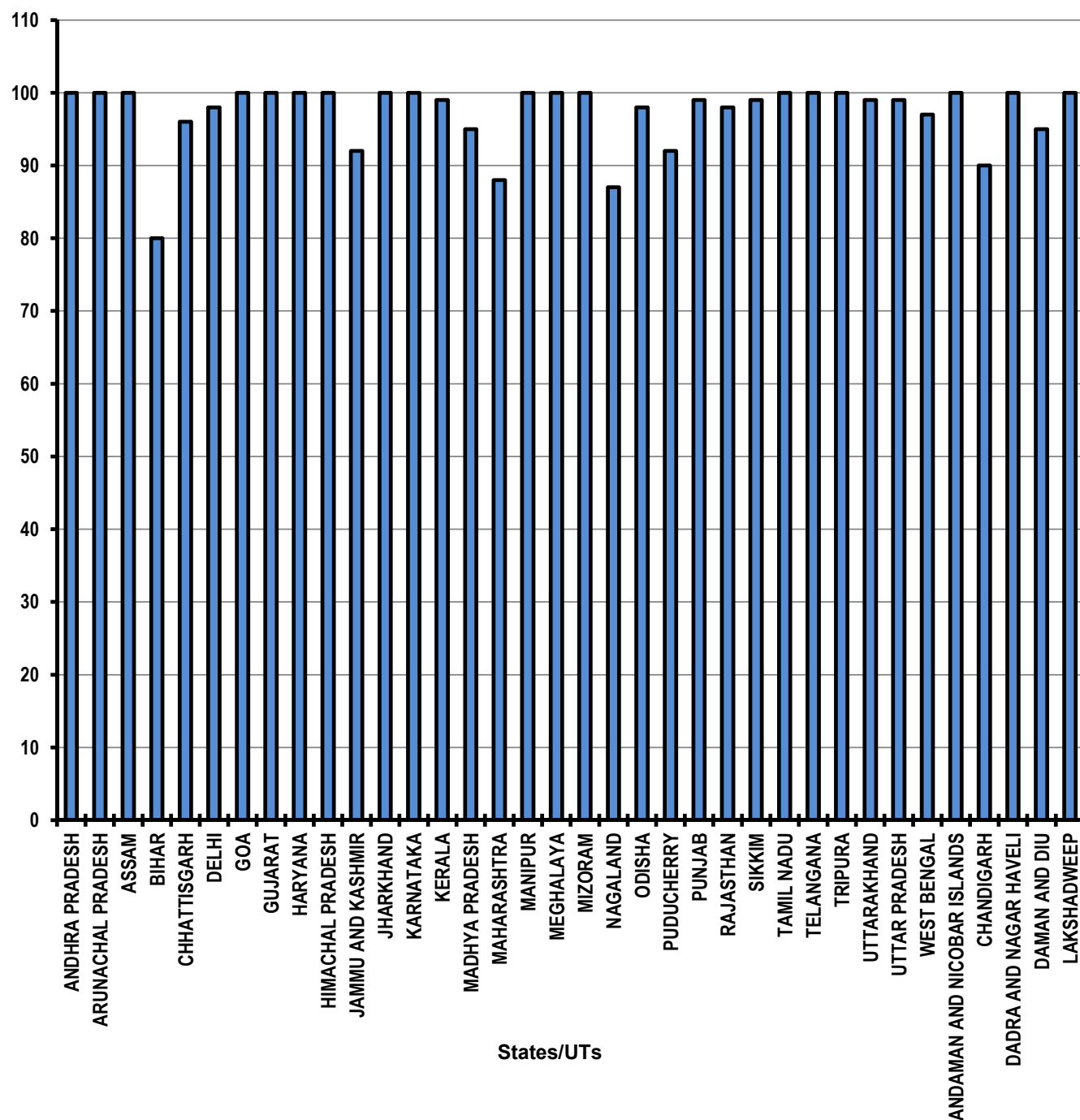


Table - 14

No. of Urban poor families assisted under Seven Point Charter
(Unit: Number)

		Poor Families assisted (Number) April 2017- March 2018
Sl. No.	State/UT Name	
(1)	(2)	(3)
1	ANDHRA PRADESH	7,33,945
2	ARUNACHAL PRADESH	NR
3	ASSAM	458 \$
4	BIHAR	NA
5	CHHATTISGARH	0
6	DELHI	0
7	GOA	NR
8	GUJARAT	14,051
9	HARYANA	1071
10	HIMACHAL PRADESH	NR
11	JAMMU AND KASHMIR	2059
12	JHARKHAND	970
13	KARNATAKA	4,444
14	KERALA	2051 \$
15	MADHYA PRADESH	0
16	MAHARASHTRA	6,570
17	MANIPUR	NA
18	MEGHALAYA	129
19	MIZORAM	NR
20	NAGALAND	0
21	ODISHA	282
22	PUDUCHERRY	NR
23	PUNJAB	0
24	RAJASTHAN	15,093
25	SIKKIM	0
26	TAMIL NADU	7,216
27	TELANGANA	17,790
28	TRIPURA	0
29	UTTARAKHAND	0
30	UTTAR PRADESH	2419
31	WEST BENGAL	7,01,662
32	ANDAMAN AND NICOBAR ISLANDS	0
33	CHANDIGARH	588
34	DADRA AND NAGAR HAVELI	0
35	DAMAN AND DIU	0
Grand Total		15,10,669

Note: NR Not Reported

NA Not applicable

Table - 15(A)

**Afforestation (Public and Forest Lands)
Area Covered under Plantation
(Unit: Hectares)**

Sl. No.		Target 2017-2018	Achievement April 2017- March 2018	Percent Achievement April 2017- March 2018
(1)	(2)	(3)	(4)	(4)/(3)
1	ANDHRA PRADESH	2,38,390	2,29,409	96
2	ARUNACHAL PRADESH	210	NR	-
3	ASSAM	40	0	0
4	BIHAR	67,860	35,114	52
5	CHHATTISGARH	93,440	26,037	28
6	DELHI	1,270	NR	-
7	GOA	175	15	9
8	GUJARAT	1,60,405	1,77,148	110
9	HARYANA	41,210	17000	41
10	HIMACHAL PRADESH	15,000	9,200	61
11	JAMMU AND KASHMIR	9,340	11,371	122
12	JHARKHAND	5,370	22,729	423
13	KARNATAKA	68,275	62,108	91
14	KERALA	2,900	1,923 \$	66
15	MADHYA PRADESH	50,230	NR	-
16	MAHARASHTRA	1,20,315	37,393	31
17	MANIPUR	10,770	6,442	60
18	MEGHALAYA	7,170	2,743	38
19	MIZORAM	4,070	4,020	99
20	NAGALAND	1,050	NR	-
21	ODISHA	1,62,410	3,82,364	235
22	PUDUCHERRY	65	63	97
23	PUNJAB	6,505	6,845	105
24	RAJASTHAN	42,000	43,873	104
25	SIKKIM	3,410	365	11
26	TAMIL NADU	61,865	33,147	54
27	TELANGANA	1,58,520	4,89,673	309
28	TRIPURA	11,675	4,858	42
29	UTTARAKHAND	18,785	21,397	114
30	UTTAR PRADESH	1,00,705	51,513	51
31	WEST BENGAL	7,490	10,653	142
32	ANDAMAN AND NICOBAR ISLANDS	1,205	713	59
33	CHANDIGARH	155	176	114
34	DADRA AND NAGAR HAVELI	215	200	93
35	DAMAN AND DIU	5	15	300
36	LAKSHADWEEP	10	0	0
Grand Total		14,72,510	16,88,507	115

Very Good:(90% or above of targets)

ANDHRA PRADESH, GUJARAT, JAMMU AND KASHMIR, JHARKHAND, KARNATAKA, MIZORAM, ODISHA, PUDUCHERRY, PUNJAB, RAJASTHAN, TELANGANA, UTTARAKHAND, WEST BENGAL, CHANDIGARH, DADRA AND NAGAR HAVELI, DAMAN AND DIU

Good:(Between 80% to 90% targets)**Poor:(Below 80% of targets)**

ASSAM, BIHAR, CHHATTISGARH, GOA, HARYANA, HIMACHAL PRADESH, KERALA, MAHARASHTRA, MANIPUR, MEGHALAYA, SIKKIM, TAMIL NADU, TRIPURA, UTTAR PRADESH, ANDAMAN AND NICOBAR ISLANDS, LAKSHADWEEP

Note: NR Not Reported

\$ State has revised the figure downward

Afforestation (Public and Forest Lands)

Area Covered under Plantation

% Achievement of Target
During April 2017 - March 2018

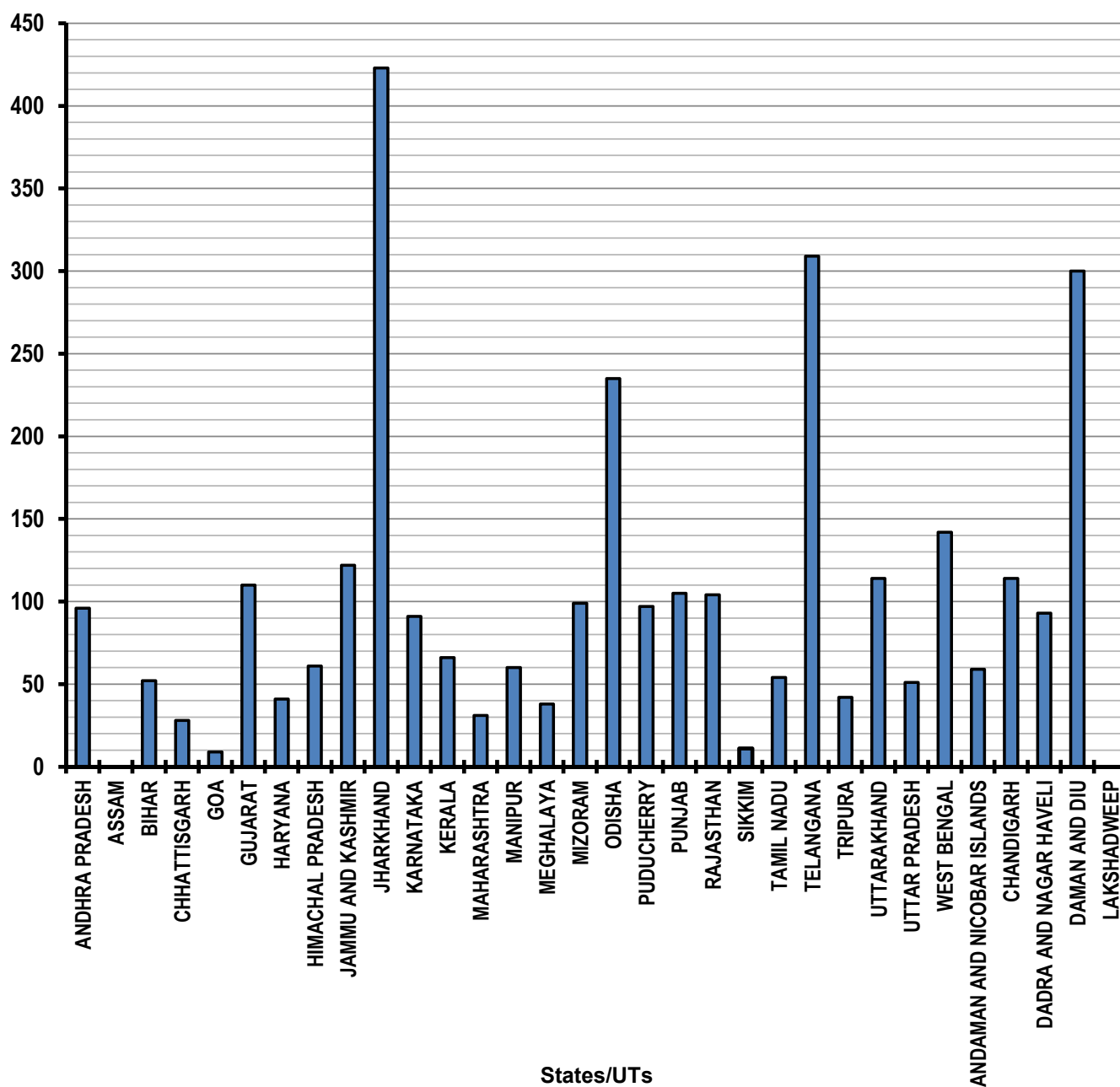


Table - 15(B)

Afforestation (Public and Forest Lands)
Seedlings planted
(Unit: Number)

Sl. No.		Target	Achievement	Percent
State/UT Name		2017-2018	April 2017- March 2018	Achievement April 2017- March 2018
(1)	(2)	(3)	(4)	(4)/(3)
1	ANDHRA PRADESH	15,49,54,000	21,15,50,000	137
2	ARUNACHAL PRADESH	1,37,000	NR	-
3	ASSAM	26,000	0	0
4	BIHAR	4,41,09,000	2,28,24,000	52
5	CHHATTISGARH	6,07,36,000	5,98,74,000	99
6	DELHI	8,26,000	NR	-
7	GOA	1,14,000	12,000	11
8	GUJARAT	10,42,63,000	11,77,56,000	113
9	HARYANA	2,67,87,000	16583000	62
10	HIMACHAL PRADESH	97,50,000	91,81,501	94
11	JAMMU AND KASHMIR	60,71,000	59,63,000	98
12	JHARKHAND	34,91,000	1,59,95,457	458
13	KARNATAKA	4,43,79,000	4,65,08,000	105
14	KERALA	18,85,000	34,41,496	183
15	MADHYA PRADESH	3,26,50,000	NR	-
16	MAHARASHTRA	7,82,05,000	368	0
17	MANIPUR	70,01,000	64,60,878	92
18	MEGHALAYA	46,61,000	13,07,833	28
19	MIZORAM	26,46,000	24,81,000	94
20	NAGALAND	6,83,000	NR	-
21	ODISHA	10,55,67,000	3,12,00,000	30
22	PUDUCHERRY	42,000	40,900	97
23	PUNJAB	42,28,000	44,50,000	105
24	RAJASTHAN	2,73,00,000	3,00,66,500	110
25	SIKKIM	22,17,000	2,36,874	11
26	TAMIL NADU	4,02,12,000	2,15,45,888	54
27	TELANGANA	10,30,38,000	34,07,94,000	331
28	TRIPURA	75,89,000	31,58,000	42
29	UTTARAKHAND	1,22,10,000	1,89,07,000	155
30	UTTAR PRADESH	6,54,58,000	5,89,91,664	90
31	WEST BENGAL	48,69,000	4,29,68,598	882
32	ANDAMAN AND NICOBAR ISLANDS	7,83,000	1,62,372	21
33	CHANDIGARH	1,01,000	1,23,086	122
34	DADRA AND NAGAR HAVELI	1,40,000	455000	325
35	DAMAN AND DIU	3,000	62,089 &	2070
36	LAKSHADWEEP	7,000	0	0
Grand Total		95,71,38,000	1,07,31,00,504	112

Very Good:(90% or above of targets)

ANDHRA PRADESH, CHHATTISGARH, GUJARAT, HIMACHAL PRADESH, JAMMU AND KASHMIR, JHARKHAND, KARNATAKA, KERALA, MANIPUR, MIZORAM, PUDUCHERRY, PUNJAB, RAJASTHAN, TELANGANA, UTTARAKHAND, UTTAR PRADESH, WEST BENGAL, CHANDIGARH, DADRA AND NAGAR HAVELI, DAMAN AND DIU

Poor:(Below 80% of targets)

ASSAM, BIHAR, GOA, HARYANA, MAHARASHTRA, MEGHALAYA, ODISHA, SIKKIM, TAMIL NADU, TRIPURA, ANDAMAN AND NICOBAR ISLANDS, LAKSHADWEEP

Note: NR Not Reported

& Exceptional high figure reported by the State

Afforestation (Public and Forest Lands)

Seedlings planted

% Achievement of Target
During April 2017 - March 2018

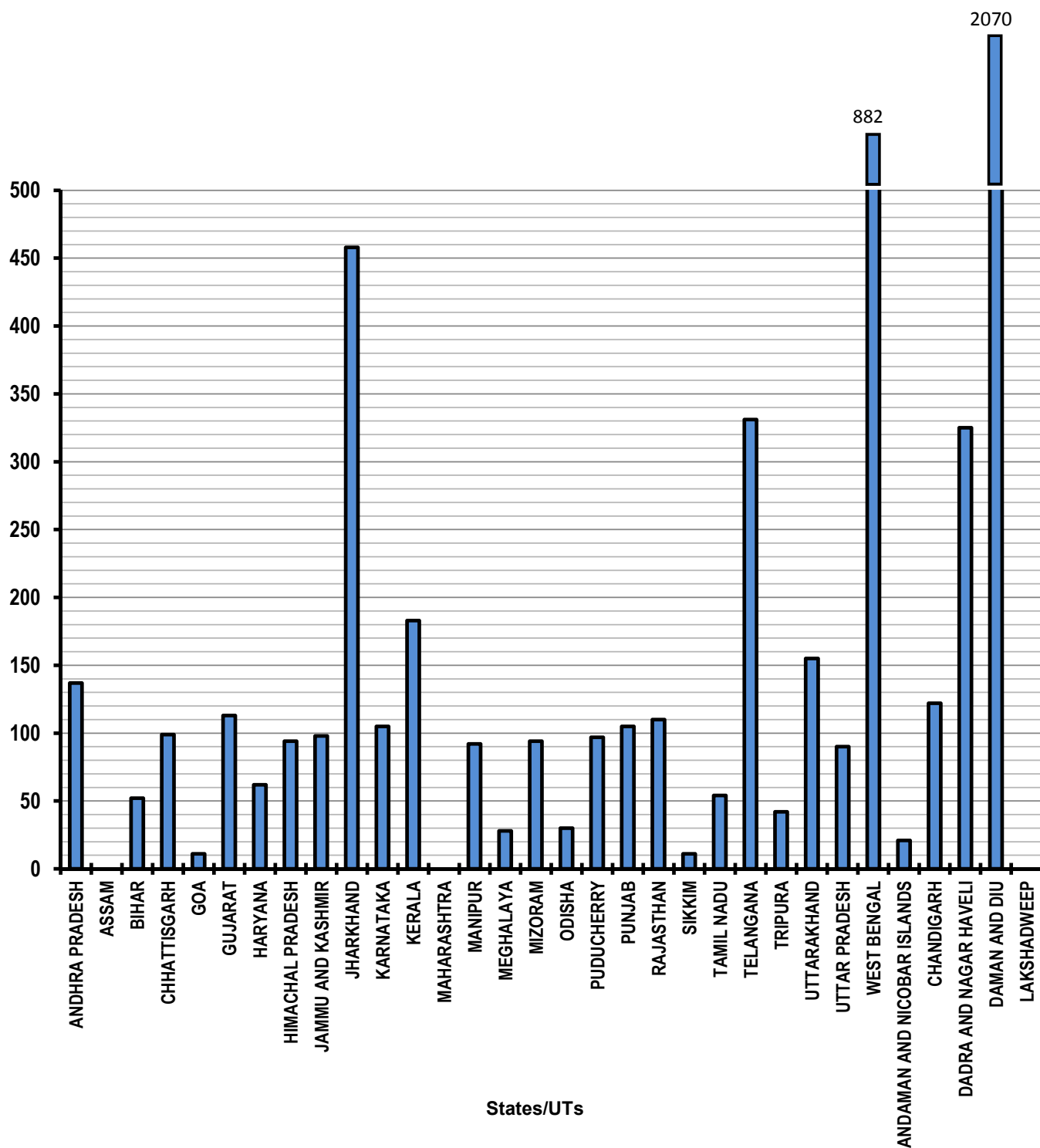


Table - 16

Rural roads - PMGSY
Length of road constructed
(Unit: Kilometer)

Sl. No.	State/UT Name	Target 2017-2018	Achievement @ April 2017-March 2018	Percent Achievement April 2017-March 2018
(1)	(2)	(3)	(4)	(4)/(3)
1	ANDHRA PRADESH	500	154	31
2	ARUNACHAL PRADESH	1,000	1132	113
3	ASSAM	2,000	1618	81
4	BIHAR	5,600	5,227	93
5	CHHATTISGARH	1,600	1901	119
6	GOA	-	0	-
7	GUJARAT	50	50	100
8	HARYANA	50	38	76
9	HIMACHAL PRADESH	1,700	1777	105
10	JAMMU AND KASHMIR	1,800	1805	100
11	JHARKHAND	4,500	4,525	101
12	KARNATAKA	66	59	89
13	KERALA	434	374	86
14	MADHYA PRADESH	5,200	5,222	100
15	MAHARASHTRA	900	570	63
16	MANIPUR	1,000	731	73
17	MEGHALAYA	450	150	33
18	MIZORAM	500	237	47
19	NAGALAND	50	85	170
20	ODISHA	7,000	7,176	103
21	PUNJAB	950	852	90
22	RAJASTHAN	3,200	3,261	102
23	SIKKIM	400	419	105
24	TAMIL NADU	1,500	1612	107
25	TELANGANA	400	303	76
26	TRIPURA	650	313	48
27	UTTARAKHAND	1,500	1839	123
28	UTTAR PRADESH	4,500	4106	91
29	WEST BENGAL	3,500	3213	92
Grand Total		51,000	48,749	96

Very Good:(90% or above of targets)

ARUNACHAL PRADESH, BIHAR, CHHATTISGARH, GUJARAT, HIMACHAL PRADESH, JAMMU AND KASHMIR, JHARKHAND, MADHYA PRADESH, NAGALAND, ODISHA, RAJASTHAN, SIKKIM, TAMIL NADU, UTTARAKHAND, UTTAR PRADESH, WEST BENGAL

Good:(Between 80% to 90% targets)

ASSAM, KARNATAKA, KERALA, PUNJAB

Poor:(Below 80% of targets)

ANDHRA PRADESH, HARYANA, MAHARASHTRA, MANIPUR, MEGHALAYA, MIZORAM, TELANGANA, TRIPURA

Note: @ Figures received from M/o Rural Development have been considered

Rural Roads - PMGSY

Length of Road Constructed

% Achievement of Target
During April 2017 - March 2018

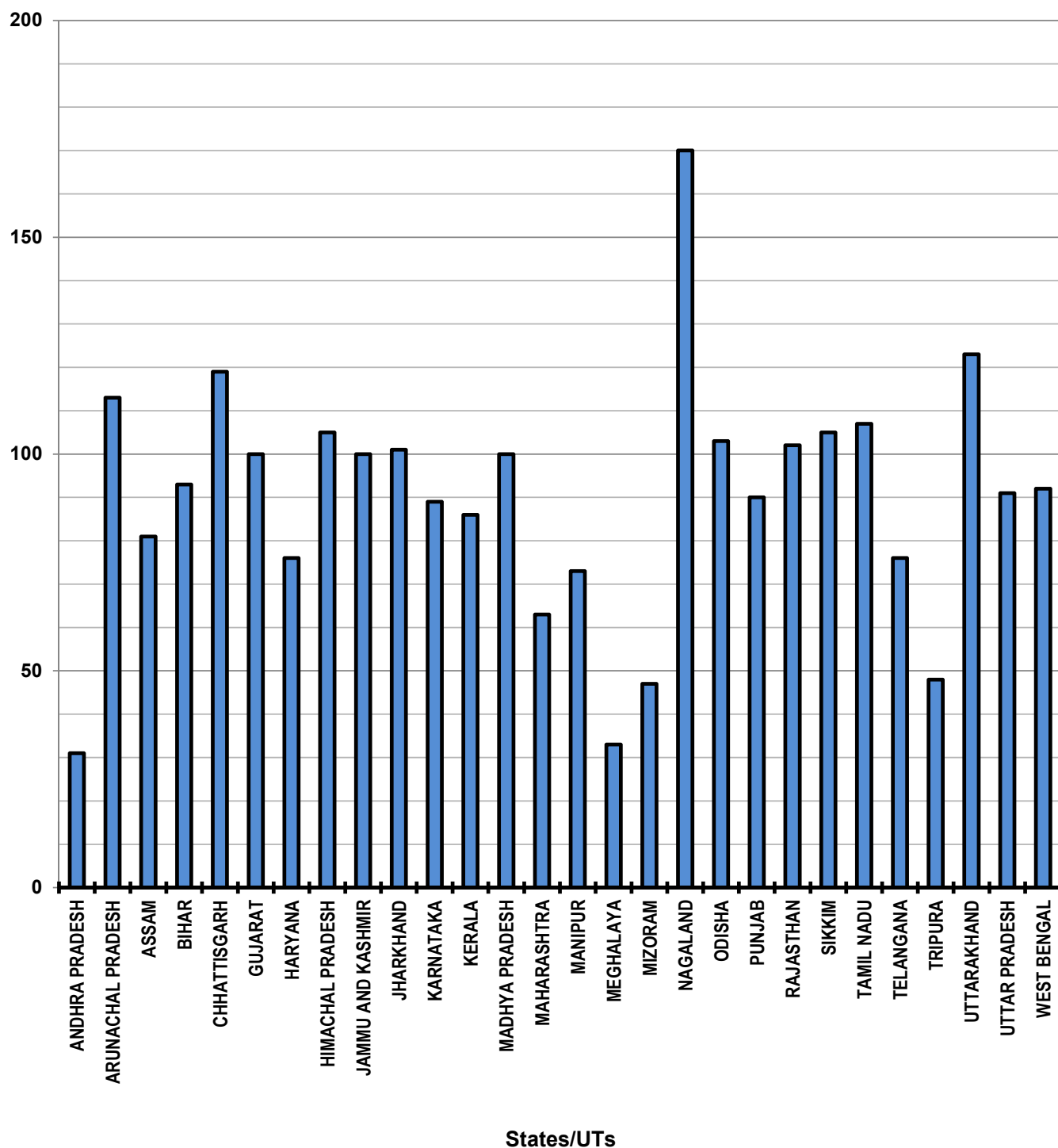


Table - 17

Deendyal Upadhyaya Gram Jyoti Yojana (DDUGJY)
Villages electrified
(Unit: Number)

Sl. No.		State/UT Name	Target 2017-2018	Achievement @ April 2017- March 2018	Percent Achievement April 2017- March 2018
(1)	(2)		(3)	(4)	(4)/(3)
1		ARUNACHAL PRADESH	1,229	854	69
2		ASSAM	628	572	91
3		BIHAR	437	332	76
4		CHHATTISGARH	381	348	91
5		JAMMU AND KASHMIR	102	35	34
6		JHARKHAND	617	613	99
7		KARNATAKA	25	25	100
8		MADHYA PRADESH	52	44	85
9		MANIPUR	80	77	96
10		MEGHALAYA	230	217	94
11		MIZORAM	18	14	78
12		NAGALAND	4	2	50
13		ODISHA	616	545	88
14		RAJASTHAN	1	1	100
15		UTTARAKHAND	58	43	74
16		UTTAR PRADESH	9	9	100
17		WEST BENGAL	5	5	100
<i>Grand Total</i>			4,492	3,736	83

Very Good:(90% or above of targets)

ASSAM, CHHATTISGARH, JHARKHAND, KARNATAKA, MANIPUR, MEGHALAYA, RAJASTHAN, UTTAR

MADHYA PRADESH, ODISHA

Poor:(Below 80% of targets)

ARUNACHAL PRADESH, BIHAR, JAMMU AND KASHMIR, MIZORAM, NAGALAND, UTTARAKHAND

Note: @ Figures received from M/o Power have been considered

Deendayal Upadhyaya Gram Jyoti Yojana-DDUGJY

Villages electrified

% Achievement of Target

During April 2017 - March 2018

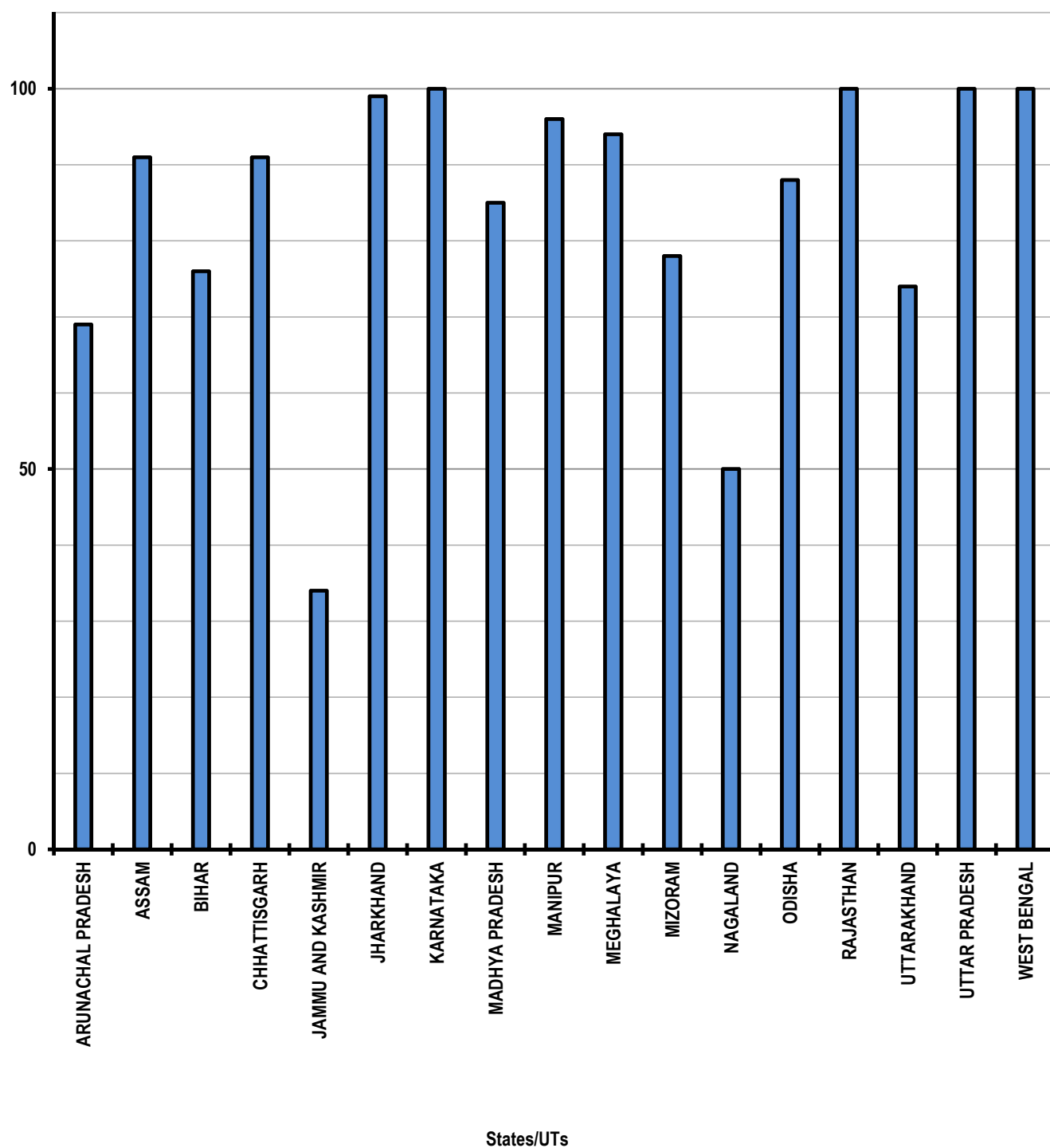


Table - 18

**Energising pump sets
Pumps sets energized
(Unit: Number)**

Sl. No.		State/UT Name	Target 2017-2018	Achievement April 2017- March 2018	Percent Achievement April 2017- March 2018
(1)	(2)		(3)	(4)	(4)/(3)
1		ANDHRA PRADESH	24,852	63,411	255
2		BIHAR	2,764	NR	-
3		CHHATTISGARH	21,000	18,029	86
4		GOA	200	196	98
5		GUJARAT	44,500	1,07,681	242
6		HARYANA	8,800	8933	102
7		HIMACHAL PRADESH	1,296	2,421	187
8		JHARKHAND	22,000	8,205	37
9		KARNATAKA	38,602	82,404	213
10		KERALA	12,000	12,907 \$	108
11		MADHYA PRADESH	17,237	NR	-
12		MAHARASHTRA	-	66,174	-
13		MEGHALAYA	30	NR	-
14		ODISHA	1,190	13,103	1101
15		PUDUCHERRY	35	35	100
16		PUNJAB	1,50,000	12,656	8
17		RAJASTHAN	30,000	57,461	192
18		TAMIL NADU	10,000	30,835	308
19		TELANGANA	25,148	82,934	330
20		UTTARAKHAND	700	1785	255
21		UTTAR PRADESH	22,058	24,919	113
22		WEST BENGAL	422	2,018	478
23		DAMAN AND DIU	25	27	108
Grand Total			4,32,859	5,96,134	138

Very Good:(90% or above of targets)

ANDHRA PRADESH, GOA, GUJARAT, HARYANA, HIMACHAL PRADESH, KARNATAKA, KERALA, ODISHA, PUDUCHERRY, RAJASTHAN, TAMIL NADU, TELANGANA, UTTARAKHAND, UTTAR PRADESH, WEST BENGAL, DAMAN AND DIU

Good: (Between 80% to 90% targets)

CHHATTISGARH

Poor:(Below 80% of targets)

BIHAR, JHARKHAND, MADHYA PRADESH, MEGHALAYA, PUNJAB, DADRA AND NAGAR HAVELI

Note: NR Not Reported

\$ State has revised the figure downward

+ Previous year targets have been repeated for States/Uts other than Andhra Pradesh, Gujarat, Himachal Pradesh and Tamil Nadu.

Energising Pump sets

Pumps sets energized

% Achievement of Target
During April 2017 - March 2018

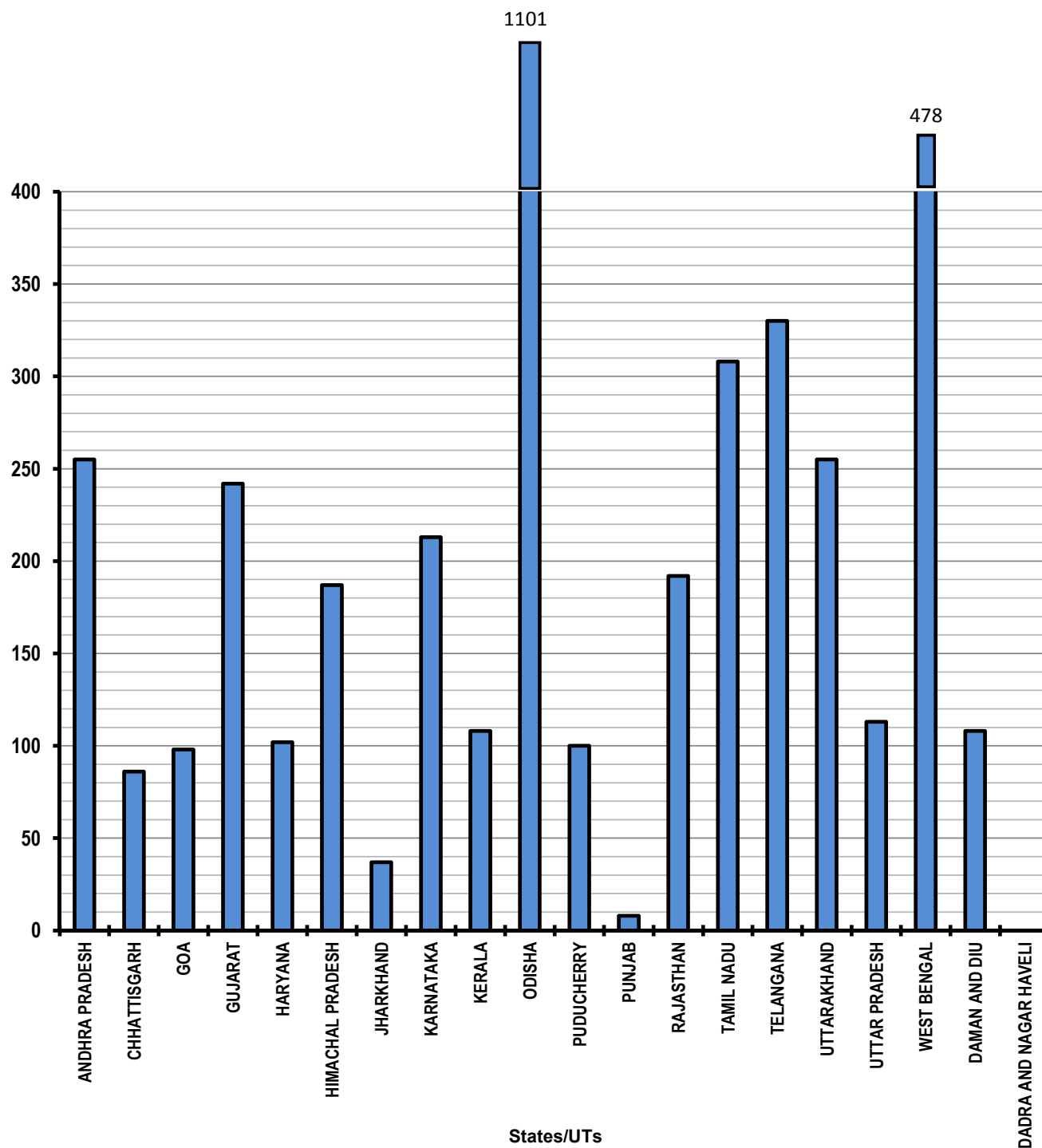


Table - 19

Supply of Electricity

Sl. No.	State/UT Name	Electricity demanded (Million Units)	Electricity supplied (Million Units)	Shortage observed (Million Units)	Percentage of Electricity Supplied
		April 2017- March 2018	April 2017- March 2018	April 2017- March 2018	
(1)	(2)	(3)	(4)	(5)	(6)
1	ANDHRA PRADESH	58,384	58,288	96	100
2	ARUNACHAL PRADESH	799	788	11	99
3	ASSAM	9,094	8,779	315	97
4	BIHAR	27,019	26,603	416	98
5	CHHATTISGARH	25,916	25,832	84	100
6	DELHI	31,826	31,806	20	100
7	GOA	4,117	4,117	0	100
8	GUJARAT	1,09,984	1,09,973	11	100
9	HARYANA	50,775	50,775	0	100
10	HIMACHAL PRADESH	9,399	9,346	53	99
11	JAMMU AND KASHMIR	18,808	15,050	3,758	80
12	JHARKHAND	7,907	7,753	154	98
13	KARNATAKA	67,869	67,701	168	100
14	KERALA	25,002	24,917	85	100
15	MADHYA PRADESH	69,925	69,925	0	100
16	MAHARASHTRA	1,49,761	1,49,531	230	100
17	MANIPUR	874	827	47	95
18	MEGHALAYA	1557	1553	4	100
19	MIZORAM	497	488	9	98
20	NAGALAND	794	774	20	97
21	ODISHA	28,802	28,706	96	100
22	PUDUCHERRY	2668	2661	7	100
23	PUNJAB	54,812	54,812	0	100
24	RAJASTHAN	71,194	70,603	591	99
25	SIKKIM	485	484	1	100
26	TAMIL NADU	1,06,006	1,05,839	167	100
27	TELANGANA	60,319	60,235	84	100
28	TRIPURA	2602	2553	49	98
29	UTTARAKHAND	13,457	13,426	31	100
30	UTTAR PRADESH	1,20,052	1,18,303	1,749	99
31	WEST BENGAL	50,760	50,569	191	100
32	ANDAMAN AND NICOBAR ISLANDS	328	299	29	91
33	CHANDIGARH	1610	1601	9	99
34	DADRA AND NAGAR HAVELI	6,168	6,168	0	100
35	DAMAN AND DIU	2534	2534	0	100
36	LAKSHADWEEP	47	47	0	100
Grand Total		11,92,151	11,83,666	8,485	99

Very Good:(90% or above of targets)

ANDHRA PRADESH, ARUNACHAL PRADESH, ASSAM, BIHAR, CHHATTISGARH, DELHI, GOA, GUJARAT, HARYANA, HIMACHAL PRADESH, JHARKHAND, KARNATAKA, KERALA, MADHYA PRADESH, MAHARASHTRA, MANIPUR, MEGHALAYA, MIZORAM, NAGALAND, ODISHA, PUDUCHERRY, PUNJAB, RAJASTHAN, SIKKIM, TAMIL NADU, TELANGANA, TRIPURA, UTTARAKHAND, UTTAR PRADESH, WEST BENGAL, ANDAMAN AND NICOBAR ISLANDS, CHANDIGARH, DADRA AND NAGAR HAVELI, DAMAN AND DIU, LAKSHADWEEP

Good:(Between 80% to 90% targets)

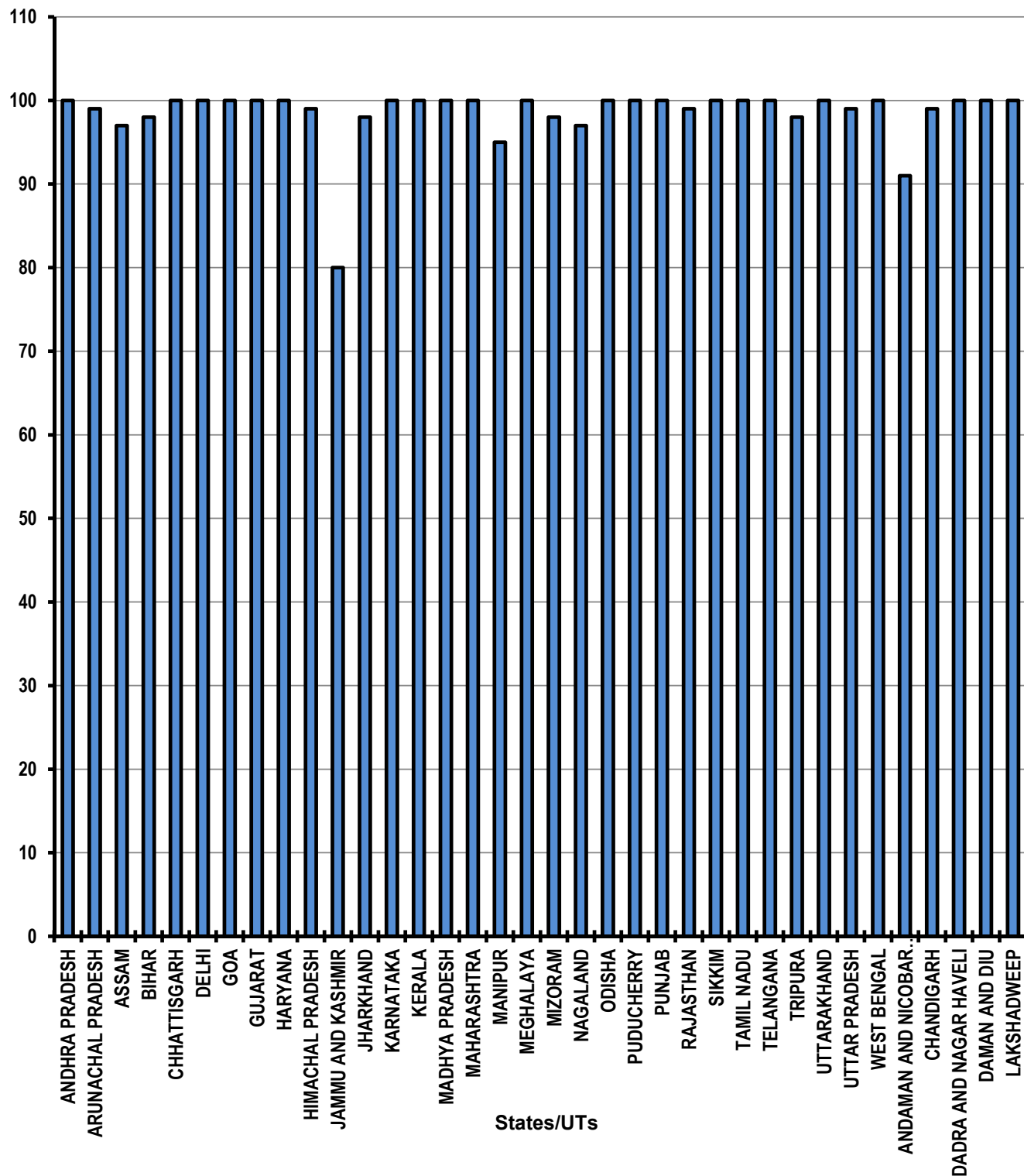
JAMMU AND KASHMIR

Supply of Electricity

Electricity supplied

% Achievement of Target

During April 2017 - March 2018



TWENTY POINT PROGRAMME - 2006

PART - III

STATE-WISE PERFORMANCE

ANDHRA PRADESH

Para. Sl. No.	Item Code	Item/Parameter Name {Units}	Target April 2017-March 2018	Achievement April 2017-March 2018	Percent Achievement
(2)	(3)	(4)	(5)	(6)	(6)/(5)
<u>Employment generation under the NREG Scheme</u>					
1	01A01	No. of job cards issued {Number}	**	2,99,589	
2	01A02	Employment generated {Number}	**	21,53,12,000	
3	01A03	Wages given {Rupees}	**	31,59,87,00,000	
<u>National Rural Livelihood Mission (NRLM)</u>					
4	01F01	Number of SHGs promoted (new and revived) during the financial year {Number}	1,08,400	0	0
5	01F02	Number of SHGs provided Revolving Fund (RF) during the financial year {Number}	25,000	0	0
6	01F03	Number of SHGs provided Community Investment Fund (CIF) during the financial year {Number}	4,500	0	0
<u>Distribution of waste land to the landless</u>					
7	03E01	Total Land Distributed {Hectare}	**	0	
8	03E02	Land Distributed to SC {Hectare}	**	0	
9	03E03	Land Distributed to ST {Hectare}	**	0	
10	03E04	Land Distributed to Others {Hectare}	**	0	
<u>Minimum Wages Enforcement (including Farm Labour)</u>					
11	04B01	Agriculture and Farm Workers: Inspections made {Number}	**	NR	
12	04B02	Agriculture and Farm Workers: Irregularities detected {Number}	**	NR	
13	04B03	Agriculture and Farm Workers: Irregularities rectified {Number}	**	NR	
14	04B04	Agriculture and Farm Workers: Claims filed {Number}	**	NR	
15	04B05	Agriculture and Farm Workers: Claims settled {Number}	**	NR	
16	04B06	Agriculture and Farm Workers: Prosecution cases Pending {Number}	**	NR	
17	04B07	Agriculture and Farm Workers: Prosecution cases filed {Number}	**	NR	
18	04B08	Agriculture and Farm Workers: Prosecution cases decided {Number}	**	NR	
19	04B10	Agriculture and Farm Workers: Others {Number}	**	NR	
<u>Food security-Targeted Public Distribution system (APL+BPL+AAAY)</u>					
20	05A02	Off take {Tonnes}	18,71,844	18,99,650	101
<u>Food Security:National Food Security Act(Normal)-NFSA</u>					
21	05E02	Off take {Tonnes}	18,49,776	18,78,385	102
<u>Food Security:National Food Security Act(Tide Over)-NFSA</u>					
22	05F02	Off take {Tonnes}	22,068	21,265	96
<u>Rural Housing - Pradhan Mantri Awaas Yojana (Grameen)</u>					
23	06A01	Houses constructed {Number}	48,058	14,175	29
<u>EWS/LIG Houses in Urban Areas</u>					
24	06B01	Houses constructed {Number}	14,440	27,739	192
<u>Rural Areas: National Rural Drinking Water Programme (NRDWP)</u>					
25	07A03	Partially Covered Habitations {Number}	866	716	83
26	07A04	Coverage of quality affected habitations {Number}	258	15	6
<u>Sanitation Programme in Rural Areas</u>					

ANDHRA PRADESH

Para. Sl. No.	Item Code	Item/Parameter Name {Units}	Target April 2017- March 2018	Achievement April 2017- March 2018	Percent Achievement
(2)	(3)	(4)	(5)	(6)	(6)/(5)
27	08D01	Individual Household latrines constructed {Number}	**	22,25,158	
<u>Institutional Delivery</u>					
28	08E01	Delivery in institutions {Number}	**	6,96,850	
<u>SC Families assisted</u>					
29	10A02	SC families assisted under SCA to SCSP & NSFDC {Number}	7,398	78,728	1064
<u>SC families assisted - SC students assisted under post matric scholarship</u>					
30	10A03	SC students assisted under post matric scholarship {Number}	**	2,64,292	
<u>Universalization of ICDS Scheme</u>					
31	12A01	ICDS Blocks Operational (Cumulative) {Number}	257	257	100
<u>Functional Anganwadis</u>					
32	12B01	Anganwadis Functional (Cumulative) {Number}	55,607	55,606	100
<u>No. of Urban poor families assisted under Seven Point Charter</u>					
33	14A01	Poor Families assisted {Number}	**	7,33,945	
<u>Afforestation (Public and Forest Lands)</u>					
34	15A01	Area Covered under Plantation {Hectares}	2,38,390	2,29,409	96
35	15A02	Seedlings planted {Number}	15,49,54,000	21,15,50,000	137
<u>Rural roads - PMGSY</u>					
36	17A01	Length of road constructed {Kilometer}	500	154	31
<u>Energising pump sets</u>					
38	18D01	Pumps sets energized {Number}	24,852	63,411	255
<u>Supply of Electricity</u>					
39	18E02	Electricity supplied {Million Units}	58,384	58,288	100

Note:

* - Target Not Received.

** - Non-Targetable.

Very Good(90% or above of targets)

05A02, 05E02, 05F02, 06B01, 10A02, 12A01, 12B01, 15A01, 15A02, 18D01, 18E02

Good(Between 80% to 90% targets)

07A03

Poor(Below 80% of targets)

01F01, 01F02, 01F03, 06A01, 07A04, 17A01

ARUNACHAL PRADESH

Para. Sl. No.	Item Code	Item/Parameter Name {Units}	Target April 2017-March 2018	Achievement April 2017-March 2018	Percent Achievement
(2)	(3)	(4)	(5)	(6)	(6)/(5)
<u>Employment generation under the NREG Scheme</u>					
1	01A01	No. of job cards issued {Number}	**	NR	
2	01A02	Employment generated {Number}	**	NR	
3	01A03	Wages given {Rupees}	**	NR	
<u>National Rural Livelihood Mission (NRLM)</u>					
4	01F01	Number of SHGs promoted (new and revived) during the financial year {Number}	1,771	1020	58
5	01F02	Number of SHGs provided Revolving Fund (RF) during the financial year {Number}	1,231	402	33
6	01F03	Number of SHGs provided Community Investment Fund (CIF) during the financial year {Number}	465	36	8
<u>Distribution of waste land to the landless</u>					
7	03E01	Total Land Distributed {Hectare}	**	NR	
8	03E02	Land Distributed to SC {Hectare}	**	NR	
9	03E03	Land Distributed to ST {Hectare}	**	NR	
10	03E04	Land Distributed to Others {Hectare}	**	NR	
<u>Minimum Wages Enforcement (including Farm Labour)</u>					
11	04B01	Agriculture and Farm Workers: Inspections made {Number}	**	NR	
12	04B02	Agriculture and Farm Workers: Irregularities detected {Number}	**	NR	
13	04B03	Agriculture and Farm Workers: Irregularities rectified {Number}	**	NR	
14	04B04	Agriculture and Farm Workers: Claims filed {Number}	**	NR	
15	04B05	Agriculture and Farm Workers: Claims settled {Number}	**	NR	
16	04B06	Agriculture and Farm Workers: Prosecution cases Pending {Number}	**	NR	
17	04B07	Agriculture and Farm Workers: Prosecution cases filed {Number}	**	NR	
18	04B08	Agriculture and Farm Workers: Prosecution cases decided {Number}	**	NR	
19	04B10	Agriculture and Farm Workers: Others {Number}	**	NR	
<u>Food security-Targeted Public Distribution system (APL+BPL+AAAY)</u>					
20	05A02	Off take {Tonnes}	88,992	88,693	100
<u>Food Security:National Food Security Act(Normal)-NFSA</u>					
21	05E02	Off take {Tonnes}	56,130	56,436	101
<u>Food Security:National Food Security Act(Tide Over)-NFSA</u>					
22	05F02	Off take {Tonnes}	32,862	32,258	98
<u>Rural Housing - Pradhan Mantri Awaas Yojana (Grameen)</u>					
23	06A01	Houses constructed {Number}	2,187	0	0
<u>EWS/LIG Houses in Urban Areas</u>					
24	06B01	Houses constructed {Number}	752	NR	-
<u>Rural Areas: National Rural Drinking Water Programme (NRDWP)</u>					
25	07A03	Partially Covered Habitations {Number}	240	92	38
26	07A04	Coverage of quality affected habitations {Number}	8	2	25
<u>Sanitation Programme in Rural Areas</u>					

ARUNACHAL PRADESH

Para. Sl. No.	Item Code	Item/Parameter Name {Units}	Target April 2017-March 2018	Achievement April 2017-March 2018	Percent Achievement
(2)	(3)	(4)	(5)	(6)	(6)/(5)
27	08D01	Individual Household latrines constructed {Number}	**	41,468	
	<u>Institutional Delivery</u>				
28	08E01	Delivery in institutions {Number}	**	NR	
	<u>Universalization of ICDS Scheme</u>				
31	12A01	ICDS Blocks Operational (Cumulative) {Number}	98	98	100
	<u>Functional Anganwadis</u>				
32	12B01	Anganwadis Functional (Cumulative) {Number}	6,225	6,225	100
	<u>No. of Urban poor families assisted under Seven Point Charter</u>				
33	14A01	Poor Families assisted {Number}	**	NR	
	<u>Afforestation (Public and Forest Lands)</u>				
34	15A01	Area Covered under Plantation {Hectares}	210	NR	-
35	15A02	Seedlings planted {Number}	1,37,000	NR	-
	<u>Rural roads - PMGSY</u>				
36	17A01	Length of road constructed {Kilometer}	1,000	1132	113
	<u>Deendyal Upadhyaya Gram Jyoti Yojana (DDUGJY)</u>				
37	18B01	Villages electrified {Number}	1,229	854	69
	<u>Supply of Electricity</u>				
39	18E02	Electricity supplied {Million Units}	799	788	99

Note:

* - Target Not Received.

** - Non-Targetable.

Very Good(90% or above of targets)

05A02, 05E02, 05F02, 12A01, 12B01, 17A01, 18E02

Poor(Below 80% of targets)

01F01, 01F02, 01F03, 06A01, 07A03, 07A04, 18B01

ASSAM

Para. Sl. No.	Item Code	Item/Parameter Name {Units}	Target April 2017-March 2018	Achievement April 2017-March 2018	Percent Achievement
(2)	(3)	(4)	(5)	(6)	(6)/(5)
<u>Employment generation under the NREG Scheme</u>					
1	01A01	No. of job cards issued {Number}	**	1,11,860	
2	01A02	Employment generated {Number}	**	4,82,52,000	
3	01A03	Wages given {Rupees}	**	9,27,65,24,000	
<u>National Rural Livelihood Mission (NRLM)</u>					
4	01F01	Number of SHGs promoted (new and revived) during the financial year {Number}	26,520	43,955	166
5	01F02	Number of SHGs provided Revolving Fund (RF) during the financial year {Number}	23,100	30,714	133
6	01F03	Number of SHGs provided Community Investment Fund (CIF) during the financial year {Number}	12,000	13,581	113
<u>Distribution of waste land to the landless</u>					
7	03E01	Total Land Distributed {Hectare}	**	NR	
8	03E02	Land Distributed to SC {Hectare}	**	NR	
9	03E03	Land Distributed to ST {Hectare}	**	NR	
10	03E04	Land Distributed to Others {Hectare}	**	NR	
<u>Minimum Wages Enforcement (including Farm Labour)</u>					
11	04B01	Agriculture and Farm Workers: Inspections made {Number}	**	NR	
12	04B02	Agriculture and Farm Workers: Irregularities detected {Number}	**	NR	
13	04B03	Agriculture and Farm Workers: Irregularities rectified {Number}	**	NR	
14	04B04	Agriculture and Farm Workers: Claims filed {Number}	**	NR	
15	04B05	Agriculture and Farm Workers: Claims settled {Number}	**	NR	
16	04B06	Agriculture and Farm Workers: Prosecution cases Pending {Number}	**	NR	
17	04B07	Agriculture and Farm Workers: Prosecution cases filed {Number}	**	NR	
18	04B08	Agriculture and Farm Workers: Prosecution cases decided {Number}	**	NR	
19	04B10	Agriculture and Farm Workers: Others {Number}	**	NR	
<u>Food security-Targeted Public Distribution system (APL+BPL+AAY)</u>					
20	05A02	Off take {Tonnes}	16,95,132	16,90,593	100
<u>Food Security:National Food Security Act(Normal)-NFSA</u>					
21	05E02	Off take {Tonnes}	16,25,752	16,26,565	100
<u>Food Security:National Food Security Act(Tide Over)-NFSA</u>					
22	05F02	Off take {Tonnes}	69,380	64,029	92
<u>Rural Housing - Pradhan Mantri Awaas Yojana (Grameen)</u>					
23	06A01	Houses constructed {Number}	40,119	45,113	112
<u>EWS/LIG Houses in Urban Areas</u>					
24	06B01	Houses constructed {Number}	3,160	0	0
<u>Rural Areas: National Rural Drinking Water Programme (NRDWP)</u>					
25	07A03	Partially Covered Habitations {Number}	1,480	84	6
26	07A04	Coverage of quality affected habitations {Number}	465	131	28
<u>Sanitation Programme in Rural Areas</u>					

ASSAM

Para. Sl. No.	Item Code	Item/Parameter Name {Units}	Target April 2017-March 2018	Achievement April 2017-March 2018	Percent Achievement
(2)	(3)	(4)	(5)	(6)	(6)/(5)
27	08D01	Individual Household latrines constructed {Number}	**	8,16,442	
<u>Institutional Delivery</u>					
28	08E01	Delivery in institutions {Number}	**	0	
<u>SC Families assisted</u>					
29	10A02	SC families assisted under SCA to SCSP & NSFDC {Number}	2,132	1589	75
<u>SC families assisted - SC students assisted under post matric scholarship</u>					
30	10A03	SC students assisted under post matric scholarship {Number}	**	27,231	
<u>Universalization of ICDS Scheme</u>					
31	12A01	ICDS Blocks Operational (Cumulative) {Number}	231	231	100
<u>Functional Anganwadis</u>					
32	12B01	Anganwadis Functional (Cumulative) {Number}	62,153	62,153	100
<u>No. of Urban poor families assisted under Seven Point Charter</u>					
33	14A01	Poor Families assisted {Number}	**	458	
<u>Afforestation (Public and Forest Lands)</u>					
34	15A01	Area Covered under Plantation {Hectares}	40	0	0
35	15A02	Seedlings planted {Number}	26,000	0	0
<u>Rural roads - PMGSY</u>					
36	17A01	Length of road constructed {Kilometer}	2,000	1618	81
<u>Deendyal Upadhyaya Gram Jyoti Yojana (DDUGJY)</u>					
37	18B01	Villages electrified {Number}	628	572	91
<u>Supply of Electricity</u>					
39	18E02	Electricity supplied {Million Units}	9,094	8,779	97

Note:

* - Target Not Received.

** - Non-Targetable.

Very Good(90% or above of targets)

01F01, 01F02, 01F03, 05A02, 05E02, 05F02, 06A01, 12A01, 12B01, 18B01, 18E02

Good(Between 80% to 90% targets)

17A01

Poor(Below 80% of targets)

06B01, 07A03, 07A04, 10A02, 15A01, 15A02

BIHAR

Para. Sl. No.	Item Code	Item/Parameter Name {Units}	Target April 2017-March 2018	Achievement April 2017-March 2018	Percent Achievement
(2)	(3)	(4)	(5)	(6)	(6)/(5)
<u>Employment generation under the NREG Scheme</u>					
1	01A01	No. of job cards issued {Number}	**	2,76,653	
2	01A02	Employment generated {Number}	**	8,18,98,000	
3	01A03	Wages given {Rupees}	**	17,69,55,33,000	
<u>National Rural Livelihood Mission (NRLM)</u>					
4	01F01	Number of SHGs promoted (new and revived) during the financial year {Number}	85,422	1,40,871	165
5	01F02	Number of SHGs provided Revolving Fund (RF) during the financial year {Number}	1,10,039	1,44,315	131
6	01F03	Number of SHGs provided Community Investment Fund (CIF) during the financial year {Number}	71,160	77,221	109
<u>Distribution of waste land to the landless</u>					
7	03E01	Total Land Distributed {Hectare}	**	1	
8	03E02	Land Distributed to SC {Hectare}	**	0	
9	03E03	Land Distributed to ST {Hectare}	**	0	
10	03E04	Land Distributed to Others {Hectare}	**	0	
<u>Minimum Wages Enforcement (including Farm Labour)</u>					
11	04B01	Agriculture and Farm Workers: Inspections made {Number}	**	0	
12	04B02	Agriculture and Farm Workers: Irregularities detected {Number}	**	0	
13	04B03	Agriculture and Farm Workers: Irregularities rectified {Number}	**	0	
14	04B04	Agriculture and Farm Workers: Claims filed {Number}	**	318	
15	04B05	Agriculture and Farm Workers: Claims settled {Number}	**	624	
16	04B06	Agriculture and Farm Workers: Prosecution cases Pending {Number}	**	169	
17	04B07	Agriculture and Farm Workers: Prosecution cases filed {Number}	**	0	
18	04B08	Agriculture and Farm Workers: Prosecution cases decided {Number}	**	0	
19	04B10	Agriculture and Farm Workers: Others {Number}	**	NR	
<u>Food security-Targeted Public Distribution system (APL+BPL+AAAY)</u>					
20	05A02	Off take {Tonnes}	54,93,860	55,37,840	101
<u>Food Security:National Food Security Act(Normal)-NFSA</u>					
21	05E02	Off take {Tonnes}	54,93,860	55,37,840	101
<u>Food Security:National Food Security Act(Tide Over)-NFSA</u>					
22	05F02	Off take {Tonnes}	*	0	-
<u>Rural Housing - Pradhan Mantri Awaas Yojana (Grameen)</u>					
23	06A01	Houses constructed {Number}	5,38,959	2,86,002	53
<u>EWS/LIG Houses in Urban Areas</u>					
24	06B01	Houses constructed {Number}	18,302	21,590	118
<u>Rural Areas: National Rural Drinking Water Programme (NRDWP)</u>					
25	07A03	Partially Covered Habitations {Number}	7,874	53	1
26	07A04	Coverage of quality affected habitations {Number}	1,389	29	2
<u>Sanitation Programme in Rural Areas</u>					

BIHAR

Para. Sl. No.	Item Code	Item/Parameter Name {Units}	Target April 2017-March 2018	Achievement April 2017-March 2018	Percent Achievement
(2)	(3)	(4)	(5)	(6)	(6)/(5)
27	08D01	Individual Household latrines constructed {Number}	**	34,34,483	
	<u>Institutional Delivery</u>				
28	08E01	Delivery in institutions {Number}	**	16,35,477	
	<u>SC Families assisted</u>				
29	10A02	SC families assisted under SCA to SCSP & NSFDC {Number}	16,675	5,172	31
	<u>SC families assisted - SC students assisted under post matric scholarship</u>				
30	10A03	SC students assisted under post matric scholarship {Number}	**	NR	
	<u>Universalization of ICDS Scheme</u>				
31	12A01	ICDS Blocks Operational (Cumulative) {Number}	544	544	100
	<u>Functional Anganwadis</u>				
32	12B01	Anganwadis Functional (Cumulative) {Number}	1,15,009	91,677	80
	<u>No. of Urban poor families assisted under Seven Point Charter</u>				
33	14A01	Poor Families assisted {Number}	**	NR	
	<u>Afforestation (Public and Forest Lands)</u>				
34	15A01	Area Covered under Plantation {Hectares}	67,860	35,114	52
35	15A02	Seedlings planted {Number}	4,41,09,000	2,28,24,000	52
	<u>Rural roads - PMGSY</u>				
36	17A01	Length of road constructed {Kilometer}	5,600	5,227	93
	<u>Deendyal Upadhyaya Gram Jyoti Yojana (DDUGJY)</u>				
37	18B01	Villages electrified {Number}	437	332	76
	<u>Energising pump sets</u>				
38	18D01	Pumps sets energized {Number}	2,764	NR	-
	<u>Supply of Electricity</u>				
39	18E02	Electricity supplied {Million Units}	27,019	26,603	98

Note:

* - Target Not Received.

** - Non-Targetable.

Very Good(90% or above of targets)

06B01, 12A01, 18E02

Good(Between 80% to 90% targets)

12B01

Poor(Below 80% of targets)

01F01, 01F02, 01F03, 05A02, 05E02, 06A01, 07A03, 07A04, 10A02, 15A01, 15A02, 17A01, 18B01, 18D01

CHHATTISGARH

Para. Sl. No.	Item Code	Item/Parameter Name {Units}	Target April 2017-March 2018	Achievement April 2017-March 2018	Percent Achievement
(2)	(3)	(4)	(5)	(6)	(6)/(5)
<u>Employment generation under the NREG Scheme</u>					
1	01A01	No. of job cards issued {Number}	**	1,38,153	
2	01A02	Employment generated {Number}	**	11,75,25,000	
3	01A03	Wages given {Rupees}	**	19,72,05,55,000	
<u>National Rural Livelihood Mission (NRLM)</u>					
4	01F01	Number of SHGs promoted (new and revived) during the financial year {Number}	31,200	35,536	114
5	01F02	Number of SHGs provided Revolving Fund (RF) during the financial year {Number}	15,802	20,795	132
6	01F03	Number of SHGs provided Community Investment Fund (CIF) during the financial year {Number}	8,700	10,259	118
<u>Distribution of waste land to the landless</u>					
7	03E01	Total Land Distributed {Hectare}	**	0	
8	03E02	Land Distributed to SC {Hectare}	**	0	
9	03E03	Land Distributed to ST {Hectare}	**	0	
10	03E04	Land Distributed to Others {Hectare}	**	0	
<u>Minimum Wages Enforcement (including Farm Labour)</u>					
11	04B01	Agriculture and Farm Workers: Inspections made {Number}	**	NR	
12	04B02	Agriculture and Farm Workers: Irregularities detected {Number}	**	NR	
13	04B03	Agriculture and Farm Workers: Irregularities rectified {Number}	**	NR	
14	04B04	Agriculture and Farm Workers: Claims filed {Number}	**	NR	
15	04B05	Agriculture and Farm Workers: Claims settled {Number}	**	NR	
16	04B06	Agriculture and Farm Workers: Prosecution cases Pending {Number}	**	NR	
17	04B07	Agriculture and Farm Workers: Prosecution cases filed {Number}	**	NR	
18	04B08	Agriculture and Farm Workers: Prosecution cases decided {Number}	**	NR	
19	04B10	Agriculture and Farm Workers: Others {Number}	**	NR	
<u>Food security-Targeted Public Distribution system (APL+BPL+AAAY)</u>					
20	05A02	Off take {Tonnes}	13,84,056	13,76,724	99
<u>Food Security:National Food Security Act(Normal)-NFSA</u>					
21	05E02	Off take {Tonnes}	13,84,056	13,76,724	99
<u>Food Security:National Food Security Act(Tide Over)-NFSA</u>					
22	05F02	Off take {Tonnes}	*	0	
<u>Rural Housing - Pradhan Mantri Awaas Yojana (Grameen)</u>					
23	06A01	Houses constructed {Number}	2,06,372	3,34,044	162
<u>EWS/LIG Houses in Urban Areas</u>					
24	06B01	Houses constructed {Number}	11,002	10,204	93
<u>Rural Areas: National Rural Drinking Water Programme (NRDWP)</u>					
25	07A03	Partially Covered Habitations {Number}	4,102	33	1
26	07A04	Coverage of quality affected habitations {Number}	806	25	3
<u>Sanitation Programme in Rural Areas</u>					

CHHATTISGARH

Para. Sl. No.	Item Code	Item/Parameter Name {Units}	Target April 2017-March 2018	Achievement April 2017-March 2018	Percent Achievement
(2)	(3)	(4)	(5)	(6)	(6)/(5)
27	08D01	Individual Household latrines constructed {Number}	**	14,05,066	
<u>Institutional Delivery</u>					
28	08E01	Delivery in institutions {Number}	**	4,20,494	
<u>SC Families assisted</u>					
29	10A02	SC families assisted under SCA to SCSP & NSFDC {Number}	2,903	3,783	130
<u>SC families assisted - SC students assisted under post matric scholarship</u>					
30	10A03	SC students assisted under post matric scholarship {Number}	**	29,747	
<u>Universalization of ICDS Scheme</u>					
31	12A01	ICDS Blocks Operational (Cumulative) {Number}	220	220	100
<u>Functional Anganwadis</u>					
32	12B01	Anganwadis Functional (Cumulative) {Number}	52,474	50,540	96
<u>No. of Urban poor families assisted under Seven Point Charter</u>					
33	14A01	Poor Families assisted {Number}	**	0	
<u>Afforestation (Public and Forest Lands)</u>					
34	15A01	Area Covered under Plantation {Hectares}	93,440	26,037	28
35	15A02	Seedlings planted {Number}	6,07,36,000	5,98,74,000	99
<u>Rural roads - PMGSY</u>					
36	17A01	Length of road constructed {Kilometer}	1,600	1901	119
<u>Deendyal Upadhyaya Gram Jyoti Yojana (DDUGJY)</u>					
37	18B01	Villages electrified {Number}	381	348	91
<u>Energising pump sets</u>					
38	18D01	Pumps sets energized {Number}	21,000	18,029	86
<u>Supply of Electricity</u>					
39	18E02	Electricity supplied {Million Units}	25,916	25,832	100

Note:

* - Target Not Received.

** - Non-Targetable.

Very Good(90% or above of targets)

01F01, 01F02, 01F03, 05A02, 05E02, 06A01, 06B01, 10A02, 12A01, 12B01, 15A02, 17A01, 18B01, 18E02

Good(Between 80% to 90% targets)

18D01

Poor(Below 80% of targets)

07A03, 07A04, 15A01

DELHI

Para. Sl. No.	Item Code	Item/Parameter Name {Units}	Target April 2017- March 2018	Achievement April 2017- March 2018	Percent Achievement
(2)	(3)	(4)	(5)	(6)	(6)/(5)
<u>Employment generation under the NREG Scheme</u>					
1	01A01	No. of job cards issued {Number}	**	NA	
2	01A02	Employment generated {Number}	**	NA	
3	01A03	Wages given {Rupees}	**	NA	
<u>Distribution of waste land to the landless</u>					
7	03E01	Total Land Distributed {Hectare}	**	NR	
8	03E02	Land Distributed to SC {Hectare}	**	NR	
9	03E03	Land Distributed to ST {Hectare}	**	NR	
10	03E04	Land Distributed to Others {Hectare}	**	NR	
<u>Minimum Wages Enforcement (including Farm Labour)</u>					
11	04B01	Agriculture and Farm Workers: Inspections made {Number}	**	NR	
12	04B02	Agriculture and Farm Workers: Irregularities detected {Number}	**	NR	
13	04B03	Agriculture and Farm Workers: Irregularities rectified {Number}	**	NR	
14	04B04	Agriculture and Farm Workers: Claims filed {Number}	**	NR	
15	04B05	Agriculture and Farm Workers: Claims settled {Number}	**	NR	
16	04B06	Agriculture and Farm Workers: Prosecution cases Pending {Number}	**	NR	
17	04B07	Agriculture and Farm Workers: Prosecution cases filed {Number}	**	NR	
18	04B08	Agriculture and Farm Workers: Prosecution cases decided {Number}	**	NR	
19	04B10	Agriculture and Farm Workers: Others {Number}	**	NR	
<u>Food security-Targeted Public Distribution system (APL+BPL+AAAY)</u>					
20	05A02	Off take {Tonnes}	4,50,873	4,47,342	99
<u>Food Security:National Food Security Act(Normal)-NFSA</u>					
21	05E02	Off take {Tonnes}	4,50,873	4,47,342	99
<u>Food Security:National Food Security Act(Tide Over)-NFSA</u>					
22	05F02	Off take {Tonnes}	*	0	
<u>EWS/LIG Houses in Urban Areas</u>					
24	06B01	Houses constructed {Number}	28,080	NR	-
<u>Sanitation Programme in Rural Areas</u>					
27	08D01	Individual Household latrines constructed {Number}	**	NA	
<u>Institutional Delivery</u>					
28	08E01	Delivery in institutions {Number}	**	NR	
<u>SC Families assisted</u>					
29	10A02	SC families assisted under SCA to SCSP & NSFDC {Number}	1,365	NR	-
<u>SC families assisted - SC students assisted under post matric scholarship</u>					
30	10A03	SC students assisted under post matric scholarship {Number}	**	NR	
<u>Universalization of ICDS Scheme</u>					
31	12A01	ICDS Blocks Operational (Cumulative) {Number}	95	95	100
<u>Functional Anganwadis</u>					

DELHI

Para. Sl. No.	Item Code	Item/Parameter Name {Units}	Target April 2017- March 2018	Achievement April 2017- March 2018	Percent Achievement
(2)	(3)	(4)	(5)	(6)	(6)/(5)
32	12B01	Anganwadis Functional (Cumulative) {Number}	11,150	10,897	98
<u>No. of Urban poor families assisted under Seven Point Charter</u>					
33	14A01	Poor Families assisted {Number}	**	0	
<u>Afforestation (Public and Forest Lands)</u>					
34	15A01	Area Covered under Plantation {Hectares}	1,270	NR	-
35	15A02	Seedlings planted {Number}	8,26,000	NR	-
<u>Supply of Electricity</u>					
39	18E02	Electricity supplied {Million Units}	31,826	31,806	100

Note:

* - Target Not Received.

** - Non-Targetable.

Very Good(90% or above of targets)

05A02, 05E02, 12A01, 12B01, 18E02

GOA

Para. Sl. No.	Item Code	Item/Parameter Name {Units}	Target April 2017-March 2018	Achievement April 2017-March 2018	Percent Achievement
(2)	(3)	(4)	(5)	(6)	(6)/(5)
<u>Employment generation under the NREG Scheme</u>					
1	01A01	No. of job cards issued {Number}	**	520	
2	01A02	Employment generated {Number}	**	1,18,240	
3	01A03	Wages given {Rupees}	**	2,82,18,000	
<u>National Rural Livelihood Mission (NRLM)</u>					
4	01F01	Number of SHGs promoted (new and revived) during the financial year {Number}	990	89	9
5	01F02	Number of SHGs provided Revolving Fund (RF) during the financial year {Number}	700	0	0
6	01F03	Number of SHGs provided Community Investment Fund (CIF) during the financial year {Number}	300	0	0
<u>Distribution of waste land to the landless</u>					
7	03E01	Total Land Distributed {Hectare}	**	NR	
8	03E02	Land Distributed to SC {Hectare}	**	NR	
9	03E03	Land Distributed to ST {Hectare}	**	NR	
10	03E04	Land Distributed to Others {Hectare}	**	NR	
<u>Minimum Wages Enforcement (including Farm Labour)</u>					
11	04B01	Agriculture and Farm Workers: Inspections made {Number}	**	NR	
12	04B02	Agriculture and Farm Workers: Irregularities detected {Number}	**	NR	
13	04B03	Agriculture and Farm Workers: Irregularities rectified {Number}	**	NR	
14	04B04	Agriculture and Farm Workers: Claims filed {Number}	**	NR	
15	04B05	Agriculture and Farm Workers: Claims settled {Number}	**	NR	
16	04B06	Agriculture and Farm Workers: Prosecution cases Pending {Number}	**	NR	
17	04B07	Agriculture and Farm Workers: Prosecution cases filed {Number}	**	NR	
18	04B08	Agriculture and Farm Workers: Prosecution cases decided {Number}	**	NR	
19	04B10	Agriculture and Farm Workers: Others {Number}	**	NR	
<u>Food security-Targeted Public Distribution system (APL+BPL+AAAY)</u>					
20	05A02	Off take {Tonnes}	59,003	58,221	99
<u>Food Security:National Food Security Act(Normal)-NFSA</u>					
21	05E02	Off take {Tonnes}	34,280	34,282	100
<u>Food Security:National Food Security Act(Tide Over)-NFSA</u>					
22	05F02	Off take {Tonnes}	24,723	23,938	97
<u>Rural Housing - Pradhan Mantri Awaas Yojana (Grameen)</u>					
23	06A01	Houses constructed {Number}	*	7	
<u>Rural Areas: National Rural Drinking Water Programme (NRDWP)</u>					
25	07A03	Partially Covered Habitations {Number}	3	0	0
<u>Sanitation Programme in Rural Areas</u>					
27	08D01	Individual Household latrines constructed {Number}	**	0	
<u>Institutional Delivery</u>					
28	08E01	Delivery in institutions {Number}	**	18,878	
<u>SC Families assisted</u>					

GOA

Para. Sl. No.	Item Code	Item/Parameter Name {Units}	Target April 2017-March 2018	Achievement April 2017-March 2018	Percent Achievement
(2)	(3)	(4)	(5)	(6)	(6)/(5)
29	10A02	SC families assisted under SCA to SCSP & NSFDC {Number}	47	NR	-
		<u>SC families assisted - SC students assisted under post matric scholarship</u>			
30	10A03	SC students assisted under post matric scholarship {Number}	**	NA	
		<u>Universalization of ICDS Scheme</u>			
31	12A01	ICDS Blocks Operational (Cumulative) {Number}	11	12	109
		<u>Functional Anganwadis</u>			
32	12B01	Anganwadis Functional (Cumulative) {Number}	1,262	1,258	100
		<u>No. of Urban poor families assisted under Seven Point Charter</u>			
33	14A01	Poor Families assisted {Number}	**	NR	
		<u>Afforestation (Public and Forest Lands)</u>			
34	15A01	Area Covered under Plantation {Hectares}	175	15	9
35	15A02	Seedlings planted {Number}	1,14,000	12,000	11
		<u>Rural roads - PMGSY</u>			
36	17A01	Length of road constructed {Kilometer}	*	0	
		<u>Energising pump sets</u>			
38	18D01	Pumps sets energized {Number}	200	196	98
		<u>Supply of Electricity</u>			
39	18E02	Electricity supplied {Million Units}	4,117	4,117	100

Note:

* - Target Not Received.

** - Non-Targetable.

Very Good(90% or above of targets)

05A02, 05E02, 05F02, 12A01, 12B01, 12B01, 12B01, 18D01, 18E02

Poor(Below 80% of targets)

01F01, 01F02, 01F03, 07A03, 15A01, 15A02

GUJARAT

Para. Sl. No.	Item Code	Item/Parameter Name {Units}	Target April 2017-March 2018	Achievement April 2017-March 2018	Percent Achievement
(2)	(3)	(4)	(5)	(6)	(6)/(5)
<u>Employment generation under the NREG Scheme</u>					
1	01A01	No. of job cards issued {Number}	**	69,20,000	
2	01A02	Employment generated {Number}	**	3,50,28,000	
3	01A03	Wages given {Rupees}	**	6,42,70,18,000	
<u>National Rural Livelihood Mission (NRLM)</u>					
4	01F01	Number of SHGs promoted (new and revived) during the financial year {Number}	11,816	76,593	648
5	01F02	Number of SHGs provided Revolving Fund (RF) during the financial year {Number}	9,467	67,112	709
6	01F03	Number of SHGs provided Community Investment Fund (CIF) during the financial year {Number}	7,070	7,436	105
<u>Distribution of waste land to the landless</u>					
7	03E01	Total Land Distributed {Hectare}	**	0	
8	03E02	Land Distributed to SC {Hectare}	**	0	
9	03E03	Land Distributed to ST {Hectare}	**	0	
10	03E04	Land Distributed to Others {Hectare}	**	0	
<u>Minimum Wages Enforcement (including Farm Labour)</u>					
11	04B01	Agriculture and Farm Workers: Inspections made {Number}	**	NR	
12	04B02	Agriculture and Farm Workers: Irregularities detected {Number}	**	NR	
13	04B03	Agriculture and Farm Workers: Irregularities rectified {Number}	**	NR	
14	04B04	Agriculture and Farm Workers: Claims filed {Number}	**	NR	
15	04B05	Agriculture and Farm Workers: Claims settled {Number}	**	NR	
16	04B06	Agriculture and Farm Workers: Prosecution cases Pending {Number}	**	NR	
17	04B07	Agriculture and Farm Workers: Prosecution cases filed {Number}	**	NR	
18	04B08	Agriculture and Farm Workers: Prosecution cases decided {Number}	**	NR	
19	04B10	Agriculture and Farm Workers: Others {Number}	**	NR	
<u>Food security-Targeted Public Distribution system (APL+BPL+AAAY)</u>					
20	05A02	Off take {Tonnes}	23,66,974	22,65,754	96
<u>Food Security:National Food Security Act(Normal)-NFSA</u>					
21	05E02	Off take {Tonnes}	23,66,974	22,65,754	96
<u>Food Security:National Food Security Act(Tide Over)-NFSA</u>					
22	05F02	Off take {Tonnes}	*	0	
<u>Rural Housing - Pradhan Mantri Awaas Yojana (Grameen)</u>					
23	06A01	Houses constructed {Number}	91,108	77,833	85
<u>EWS/LIG Houses in Urban Areas</u>					
24	06B01	Houses constructed {Number}	12,471	12,576	101
<u>Rural Areas: National Rural Drinking Water Programme (NRDWP)</u>					
25	07A03	Partially Covered Habitations {Number}	10	3	30
26	07A04	Coverage of quality affected habitations {Number}	17	0	0
<u>Sanitation Programme in Rural Areas</u>					

GUJARAT

Para. Sl. No.	Item Code	Item/Parameter Name {Units}	Target April 2017-March 2018	Achievement April 2017-March 2018	Percent Achievement
(2)	(3)	(4)	(5)	(6)	(6)/(5)
27	08D01	Individual Household latrines constructed {Number}	**	4,28,728	
<u>Institutional Delivery</u>					
28	08E01	Delivery in institutions {Number}	**	10,72,647	
<u>SC Families assisted</u>					
29	10A02	SC families assisted under SCA to SCSP & NSFDC {Number}	3,380	3,991	118
<u>SC families assisted - SC students assisted under post matric scholarship</u>					
30	10A03	SC students assisted under post matric scholarship {Number}	**	0	
<u>Universalization of ICDS Scheme</u>					
31	12A01	ICDS Blocks Operational (Cumulative) {Number}	336	336	100
<u>Functional Anganwadis</u>					
32	12B01	Anganwadis Functional (Cumulative) {Number}	53,029	53,029	100
<u>No. of Urban poor families assisted under Seven Point Charter</u>					
33	14A01	Poor Families assisted {Number}	**	14,051	
<u>Afforestation (Public and Forest Lands)</u>					
34	15A01	Area Covered under Plantation {Hectares}	1,60,405	1,77,148	110
35	15A02	Seedlings planted {Number}	10,42,63,000	11,77,56,000	113
<u>Rural roads - PMGSY</u>					
36	17A01	Length of road constructed {Kilometer}	50	50	100
<u>Energising pump sets</u>					
38	18D01	Pumps sets energized {Number}	44,500	1,07,681	242
<u>Supply of Electricity</u>					
39	18E02	Electricity supplied {Million Units}	1,09,984	1,09,973	100

Note:

* - Target Not Received.

** - Non-Targetable.

NR - Not Reported

Very Good(90% or above of targets)

01F01, 01F02, 01F03, 05A02, 05E02, 06B01, 10A02, 12A01, 12B01, 15A01, 15A02, 17A01, 18D01, 18E02

Good(Between 80% to 90% targets)

06A01

Poor(Below 80% of targets)

07A03, 07A04

HARYANA

Para. Sl. No.	Item Code	Item/Parameter Name {Units}	Target April 2017-March 2018	Achievement April 2017-March 2018	Percent Achievement
(2)	(3)	(4)	(5)	(6)	(6)/(5)
<u>Employment generation under the NREG Scheme</u>					
1	01A01	No. of job cards issued {Number}	**	8,69,585	
2	01A02	Employment generated {Number}	**	90,37,000	
3	01A03	Wages given {Rupees}	**	2,49,27,00,000	
<u>National Rural Livelihood Mission (NRLM)</u>					
4	01F01	Number of SHGs promoted (new and revived) during the financial year {Number}	5500	5,696	104
5	01F02	Number of SHGs provided Revolving Fund (RF) during the financial year {Number}	5000	3,905	78
6	01F03	Number of SHGs provided Community Investment Fund (CIF) during the financial year {Number}	1350	898	67
<u>Distribution of waste land to the landless</u>					
7	03E01	Total Land Distributed {Hectare}	**	NR	
8	03E02	Land Distributed to SC {Hectare}	**	NR	
9	03E03	Land Distributed to ST {Hectare}	**	NR	
10	03E04	Land Distributed to Others {Hectare}	**	NR	
<u>Minimum Wages Enforcement (including Farm Labour)</u>					
11	04B01	Agriculture and Farm Workers: Inspections made {Number}	**	NR	
12	04B02	Agriculture and Farm Workers: Irregularities detected {Number}	**	NR	
13	04B03	Agriculture and Farm Workers: Irregularities rectified {Number}	**	NR	
14	04B04	Agriculture and Farm Workers: Claims filed {Number}	**	NR	
15	04B05	Agriculture and Farm Workers: Claims settled {Number}	**	NR	
16	04B06	Agriculture and Farm Workers: Prosecution cases Pending {Number}	**	NR	
17	04B07	Agriculture and Farm Workers: Prosecution cases filed {Number}	**	NR	
18	04B08	Agriculture and Farm Workers: Prosecution cases decided {Number}	**	NR	
19	04B10	Agriculture and Farm Workers: Others {Number}	**	NR	
<u>Food security-Targeted Public Distribution system (APL+BPL+AAAY)</u>					
20	05A02	Off take {Tonnes}	795000	6,41,095	81
<u>Food Security:National Food Security Act(Normal)-NFSA</u>					
21	05E02	Off take {Tonnes}	795000	6,41,095	81
<u>Food Security:National Food Security Act(Tide Over)-NFSA</u>					
22	05F02	Off take {Tonnes}	*	0	
<u>Rural Housing - Pradhan Mantri Awaas Yojana (Grameen)</u>					
23	06A01	Houses constructed {Number}	12886	9,084	70
<u>EWS/LIG Houses in Urban Areas</u>					
24	06B01	Houses constructed {Number}	472	2,948	625
<u>Rural Areas: National Rural Drinking Water Programme (NRDWP)</u>					
25	07A03	Partially Covered Habitations {Number}	339	15	4
26	07A04	Coverage of quality affected habitations {Number}	9	3	33
<u>Sanitation Programme in Rural Areas</u>					

HARYANA

Para. Sl. No.	Item Code	Item/Parameter Name {Units}	Target April 2017-March 2018	Achievement April 2017-March 2018	Percent Achievement
(2)	(3)	(4)	(5)	(6)	(6)/(5)
27	08D01	Individual Household latrines constructed {Number}	**	3,25,021	
<u>Institutional Delivery</u>					
28	08E01	Delivery in institutions {Number}	**	4,90,041	
<u>SC Families assisted</u>					
29	10A02	SC families assisted under SCA to SCSP & NSFDC {Number}	4315	4,895	113
<u>SC families assisted - SC students assisted under post matric scholarship</u>					
30	10A03	SC students assisted under post matric scholarship {Number}	**	72,022	
<u>Universalization of ICDS Scheme</u>					
31	12A01	ICDS Blocks Operational (Cumulative) {Number}	148	148	100
<u>Functional Anganwadis</u>					
32	12B01	Anganwadis Functional (Cumulative) {Number}	25962	25,962	100
<u>No. of Urban poor families assisted under Seven Point Charter</u>					
33	14A01	Poor Families assisted {Number}	**	1,071	
<u>Afforestation (Public and Forest Lands)</u>					
34	15A01	Area Covered under Plantation {Hectares}	41210	17,000	41
35	15A02	Seedlings planted {Number}	26787000	1,65,83,000	62
<u>Rural roads - PMGSY</u>					
36	17A01	Length of road constructed {Kilometer}	50	38	76
<u>Energising pump sets</u>					
38	18D01	Pumps sets energized {Number}	8800	8,933	102
<u>Supply of Electricity</u>					
39	18E02	Electricity supplied {Million Units}	50775	50,775	100

Note:

* - Target Not Received.

** - Non-Targetable.

NR - Not Reported

Very Good(90% or above of targets)

01F01, 06B01, 10A02, 12A01, 12B01, 18D01, 18E02

Good(Between 80% to 90% targets)

05A02, 05E02

Poor(Below 80% of targets)

01F02, 01F03, 06A01, 07A03, 07A04, 15A01, 15A02, 17A01

HIMACHAL PRADESH

Para. Sl. No.	Item Code	Item/Parameter Name {Units}	Target April 2017-March 2018	Achievement April 2017-March 2018	Percent Achievement
(2)	(3)	(4)	(5)	(6)	(6)/(5)
<u>Employment generation under the NREG Scheme</u>					
1	01A01	No. of job cards issued {Number}	**	21,026	
2	01A02	Employment generated {Number}	**	2,20,07,000	
3	01A03	Wages given {Rupees}	**	3,98,36,03,000	
<u>National Rural Livelihood Mission (NRLM)</u>					
4	01F01	Number of SHGs promoted (new and revived) during the financial year {Number}	2523	1,497	59
5	01F02	Number of SHGs provided Revolving Fund (RF) during the financial year {Number}	2500	916	37
6	01F03	Number of SHGs provided Community Investment Fund (CIF) during the financial year {Number}	1300	139	11
<u>Minimum Wages Enforcement (including Farm Labour)</u>					
11	04B01	Agriculture and Farm Workers: Inspections made {Number}	**	NR	
12	04B02	Agriculture and Farm Workers: Irregularities detected {Number}	**	NR	
13	04B03	Agriculture and Farm Workers: Irregularities rectified {Number}	**	NR	
14	04B04	Agriculture and Farm Workers: Claims filed {Number}	**	NR	
15	04B05	Agriculture and Farm Workers: Claims settled {Number}	**	NR	
16	04B06	Agriculture and Farm Workers: Prosecution cases Pending {Number}	**	NR	
17	04B07	Agriculture and Farm Workers: Prosecution cases filed {Number}	**	NR	
18	04B08	Agriculture and Farm Workers: Prosecution cases decided {Number}	**	NR	
19	04B10	Agriculture and Farm Workers: Others {Number}	**	NR	
<u>Food security-Targeted Public Distribution system (APL+BPL+AAAY)</u>					
20	05A02	Off take {Tonnes}	508019	4,92,863	97
<u>Food Security:National Food Security Act(Normal)-NFSA</u>					
21	05E02	Off take {Tonnes}	202289	2,02,135	100
<u>Food Security:National Food Security Act(Tide Over)-NFSA</u>					
22	05F02	Off take {Tonnes}	305730	2,90,728	95
<u>Rural Housing - Pradhan Mantri Awaas Yojana (Grameen)</u>					
23	06A01	Houses constructed {Number}	2511	3,168	126
<u>EWS/LIG Houses in Urban Areas</u>					
24	06B01	Houses constructed {Number}	1312	178	14
<u>Rural Areas: National Rural Drinking Water Programme (NRDWP)</u>					
25	07A03	Partially Covered Habitations {Number}	1765	557	32
<u>Sanitation Programme in Rural Areas</u>					
27	08D01	Individual Household latrines constructed {Number}	**	10	
<u>Institutional Delivery</u>					
28	08E01	Delivery in institutions {Number}	**	66,947	
<u>SC Families assisted</u>					
29	10A02	SC families assisted under SCA to SCSP & NSFDC {Number}	1561	11,469	735
<u>SC families assisted - SC students assisted under post matric scholarship</u>					

HIMACHAL PRADESH

Para. Sl. No.	Item Code	Item/Parameter Name {Units}	Target April 2017- March 2018	Achievement April 2017- March 2018	Percent Achievement
(2)	(3)	(4)	(5)	(6)	(6)/(5)
30	10A03	SC students assisted under post matric scholarship {Number}	**	NR	
		<u>Universalization of ICDS Scheme</u>			
31	12A01	ICDS Blocks Operational (Cumulative) {Number}	78	78	100
		<u>Functional Anganwadis</u>			
32	12B01	Anganwadis Functional (Cumulative) {Number}	18925	18,925	100
		<u>No. of Urban poor families assisted under Seven Point Charter</u>			
33	14A01	Poor Families assisted {Number}	**	NR	
		<u>Afforestation (Public and Forest Lands)</u>			
34	15A01	Area Covered under Plantation {Hectares}	15000	9,200	61
35	15A02	Seedlings planted {Number}	9750000	91,81,501	94
		<u>Rural roads - PMGSY</u>			
36	17A01	Length of road constructed {Kilometer}	1700	1,777	105
		<u>Energising pump sets</u>			
38	18D01	Pumps sets energized {Number}	1296	2,421	187
		<u>Supply of Electricity</u>			
39	18E02	Electricity supplied {Million Units}	9399	9,346	99

Note:

* - Target Not Received.

** - Non-Targetable.

NR - Not Reported

Very Good(90% or above of targets)

05A02, 05E02, 05F02, 06A01, 10A02, 12A01, 12B01, 15A02, 17A01, 18D01, 18E02

Poor(Below 80% of targets)

01F01, 01F02, 01F03, 06B01, 07A03, 15A01

JAMMU AND KASHMIR

Para. Sl. No.	Item Code	Item/Parameter Name {Units}	Target April 2017-March 2018	Achievement April 2017-March 2018	Percent Achievement
(2)	(3)	(4)	(5)	(6)	(6)/(5)
<u>Employment generation under the NREG Scheme</u>					
1	01A01	No. of job cards issued {Number}	**	11,62,702	
2	01A02	Employment generated {Number}	**	3,80,58,000	
3	01A03	Wages given {Rupees}	**	6,80,17,00,000	
<u>National Rural Livelihood Mission (NRLM)</u>					
4	01F01	Number of SHGs promoted (new and revived) during the financial year {Number}	7880	7,590	96
5	01F02	Number of SHGs provided Revolving Fund (RF) during the financial year {Number}	7086	6,117	86
6	01F03	Number of SHGs provided Community Investment Fund (CIF) during the financial year {Number}	6676	5,664	85
<u>Distribution of waste land to the landless</u>					
7	03E01	Total Land Distributed {Hectare}	**	NR	
8	03E02	Land Distributed to SC {Hectare}	**	NR	
9	03E03	Land Distributed to ST {Hectare}	**	NR	
10	03E04	Land Distributed to Others {Hectare}	**	NR	
<u>Minimum Wages Enforcement (including Farm Labour)</u>					
11	04B01	Agriculture and Farm Workers: Inspections made {Number}	**	NR	
12	04B02	Agriculture and Farm Workers: Irregularities detected {Number}	**	NR	
13	04B03	Agriculture and Farm Workers: Irregularities rectified {Number}	**	NR	
14	04B04	Agriculture and Farm Workers: Claims filed {Number}	**	NR	
15	04B05	Agriculture and Farm Workers: Claims settled {Number}	**	NR	
16	04B06	Agriculture and Farm Workers: Prosecution cases Pending {Number}	**	NR	
17	04B07	Agriculture and Farm Workers: Prosecution cases filed {Number}	**	NR	
18	04B08	Agriculture and Farm Workers: Prosecution cases decided {Number}	**	NR	
19	04B10	Agriculture and Farm Workers: Others {Number}	**	NR	
<u>Food security-Targeted Public Distribution system (APL+BPL+AAAY)</u>					
20	05A02	Off take {Tonnes}	751082	7,30,215	97
<u>Food Security:National Food Security Act(Normal)-NFSA</u>					
21	05E02	Off take {Tonnes}	477577	4,66,423	98
<u>Food Security:National Food Security Act(Tide Over)-NFSA</u>					
22	05F02	Off take {Tonnes}	273505	2,63,791	96
<u>Rural Housing - Pradhan Mantri Awaas Yojana (Grameen)</u>					
23	06A01	Houses constructed {Number}	21752	531	2
<u>EWS/LIG Houses in Urban Areas</u>					
24	06B01	Houses constructed {Number}	7475	NR	-
<u>Rural Areas: National Rural Drinking Water Programme (NRDWP)</u>					
25	07A03	Partially Covered Habitations {Number}	509	292	57
26	07A04	Coverage of quality affected habitations {Number}	4	1	25
<u>Sanitation Programme in Rural Areas</u>					

JAMMU AND KASHMIR

Para. Sl. No.	Item Code	Item/Parameter Name {Units}	Target April 2017-March 2018	Achievement April 2017-March 2018	Percent Achievement
(2)	(3)	(4)	(5)	(6)	(6)/(5)
27	08D01	Individual Household latrines constructed {Number}	**	5,81,275	
<u>Institutional Delivery</u>					
28	08E01	Delivery in institutions {Number}	**	1,63,812	
<u>SC Families assisted</u>					
29	10A02	SC families assisted under SCA to SCSP & NSFDC {Number}	870	107	12
<u>SC families assisted - SC students assisted under post matric scholarship</u>					
30	10A03	SC students assisted under post matric scholarship {Number}	**	11,040	
<u>Universalization of ICDS Scheme</u>					
31	12A01	ICDS Blocks Operational (Cumulative) {Number}	141	141	100
<u>Functional Anganwadis</u>					
32	12B01	Anganwadis Functional (Cumulative) {Number}	31938	29,267	92
<u>No. of Urban poor families assisted under Seven Point Charter</u>					
33	14A01	Poor Families assisted {Number}	**	2,059	
<u>Afforestation (Public and Forest Lands)</u>					
34	15A01	Area Covered under Plantation {Hectares}	9340	11,371	122
35	15A02	Seedlings planted {Number}	6071000	59,63,000	98
<u>Rural roads - PMGSY</u>					
36	17A01	Length of road constructed {Kilometer}	1800	1,805	100
<u>Deendyal Upadhyaya Gram Jyoti Yojana (DDUGJY)</u>					
37	18B01	Villages electrified {Number}	102	35	34
<u>Supply of Electricity</u>					
39	18E02	Electricity supplied {Million Units}	18808	15,050	80

Note:

* - Target Not Received.

** - Non-Targetable.

NR - Not Reported

Very Good(90% or above of targets)

01F01, 05A02, 05E02, 05F02, 12A01, 12B01, 15A01, 15A02, 17A01

Good(Between 80% to 90% targets)

01F02, 01F03, 18E02

Poor(Below 80% of targets)

06A01, 07A03, 07A04, 10A02, 18B01

JHARKHAND

Para. Sl. No.	Item Code	Item/Parameter Name {Units}	Target April 2017-March 2018	Achievement April 2017-March 2018	Percent Achievement
(2)	(3)	(4)	(5)	(6)	(6)/(5)
<u>Employment generation under the NREG Scheme</u>					
1	01A01	No. of job cards issued {Number}	**	4,01,735	
2	01A02	Employment generated {Number}	**	5,92,78,153	
3	01A03	Wages given {Rupees}	**	10,02,25,00,000	
<u>National Rural Livelihood Mission (NRLM)</u>					
4	01F01	Number of SHGs promoted (new and revived) during the financial year {Number}	41839	51,390	123
5	01F02	Number of SHGs provided Revolving Fund (RF) during the financial year {Number}	34683	19,135	55
6	01F03	Number of SHGs provided Community Investment Fund (CIF) during the financial year {Number}	18843	7,374	39
<u>Distribution of waste land to the landless</u>					
7	03E01	Total Land Distributed {Hectare}	**	0	
8	03E02	Land Distributed to SC {Hectare}	**	0	
9	03E03	Land Distributed to ST {Hectare}	**	0	
10	03E04	Land Distributed to Others {Hectare}	**	0	
<u>Minimum Wages Enforcement (including Farm Labour)</u>					
11	04B01	Agriculture and Farm Workers: Inspections made {Number}	**	16,872	
12	04B02	Agriculture and Farm Workers: Irregularities detected {Number}	**	2,263	
13	04B03	Agriculture and Farm Workers: Irregularities rectified {Number}	**	7,330	
14	04B04	Agriculture and Farm Workers: Claims filed {Number}	**	122	
15	04B05	Agriculture and Farm Workers: Claims settled {Number}	**	140	
16	04B06	Agriculture and Farm Workers: Prosecution cases Pending {Number}	**	623	
17	04B07	Agriculture and Farm Workers: Prosecution cases filed {Number}	**	0	
18	04B08	Agriculture and Farm Workers: Prosecution cases decided {Number}	**	2	
19	04B10	Agriculture and Farm Workers: Others {Number}	**	NR	
<u>Food security-Targeted Public Distribution system (APL+BPL+AAAY)</u>					
20	05A02	Off take {Tonnes}	1739514	16,31,415	94
<u>Food Security:National Food Security Act(Normal)-NFSA</u>					
21	05E02	Off take {Tonnes}	1739514	16,31,415	94
<u>Food Security:National Food Security Act(Tide Over)-NFSA</u>					
22	05F02	Off take {Tonnes}	*	0	
<u>Rural Housing - Pradhan Mantri Awaas Yojana (Grameen)</u>					
23	06A01	Houses constructed {Number}	159052	1,60,692	101
<u>EWS/LIG Houses in Urban Areas</u>					
24	06B01	Houses constructed {Number}	2613	2,777	106
<u>Rural Areas: National Rural Drinking Water Programme (NRDWP)</u>					
25	07A03	Partially Covered Habitations {Number}	584	4	1
26	07A04	Coverage of quality affected habitations {Number}	702	295	42
<u>Sanitation Programme in Rural Areas</u>					

JHARKHAND

Para. Sl. No.	Item Code	Item/Parameter Name {Units}	Target April 2017-March 2018	Achievement April 2017-March 2018	Percent Achievement
(2)	(3)	(4)	(5)	(6)	(6)/(5)
27	08D01	Individual Household latrines constructed {Number}	**	12,04,499	
<u>Institutional Delivery</u>					
28	08E01	Delivery in institutions {Number}	**	4,32,222	
<u>SC Families assisted</u>					
29	10A02	SC families assisted under SCA to SCSP & NSFDC {Number}	3367	12,137	360
<u>SC families assisted - SC students assisted under post matric scholarship</u>					
30	10A03	SC students assisted under post matric scholarship {Number}	**	20,177	
<u>Universalization of ICDS Scheme</u>					
31	12A01	ICDS Blocks Operational (Cumulative) {Number}	224	224	100
<u>Functional Anganwadis</u>					
32	12B01	Anganwadis Functional (Cumulative) {Number}	38432	38,432	100
<u>No. of Urban poor families assisted under Seven Point Charter</u>					
33	14A01	Poor Families assisted {Number}	**	970	
<u>Afforestation (Public and Forest Lands)</u>					
34	15A01	Area Covered under Plantation {Hectares}	5370	22,729	423
35	15A02	Seedlings planted {Number}	3491000	1,59,95,457	458
<u>Rural roads - PMGSY</u>					
36	17A01	Length of road constructed {Kilometer}	4500	4,525	101
<u>Deendyal Upadhyaya Gram Jyoti Yojana (DDUGJY)</u>					
37	18B01	Villages electrified {Number}	617	613	99
<u>Energising pump sets</u>					
38	18D01	Pumps sets energized {Number}	22000	8,205	37
<u>Supply of Electricity</u>					
39	18E02	Electricity supplied {Million Units}	7907	7,753	98

Note:

* - Target Not Received.

** - Non-Targetable.

NR - Not Reported

Very Good(90% or above of targets)

01F01, 05A02, 05E02, 06A01, 06B01, 10A02, 12A01, 12B01, 15A01, 15A02, 17A01, 18B01, 18E02

Poor(Below 80% of targets)

01F02, 01F03, 07A03, 07A04, 18D01

KARNATAKA

Para. Sl. No.	Item Code	Item/Parameter Name {Units}	Target April 2017-March 2018	Achievement April 2017-March 2018	Percent Achievement
(2)	(3)	(4)	(5)	(6)	(6)/(5)
<u>Employment generation under the NREG Scheme</u>					
1	01A01	No. of job cards issued {Number}	**	2,10,443	
2	01A02	Employment generated {Number}	**	8,60,04,000	
3	01A03	Wages given {Rupees}	**	30,07,60,58,000	
<u>National Rural Livelihood Mission (NRLM)</u>					
4	01F01	Number of SHGs promoted (new and revived) during the financial year {Number}	122640	4,585	4
5	01F02	Number of SHGs provided Revolving Fund (RF) during the financial year {Number}	9175	42	0
6	01F03	Number of SHGs provided Community Investment Fund (CIF) during the financial year {Number}	5410	4,396	81
<u>Distribution of waste land to the landless</u>					
7	03E01	Total Land Distributed {Hectare}	**	0	
8	03E02	Land Distributed to SC {Hectare}	**	0	
9	03E03	Land Distributed to ST {Hectare}	**	0	
10	03E04	Land Distributed to Others {Hectare}	**	0	
<u>Minimum Wages Enforcement (including Farm Labour)</u>					
11	04B01	Agriculture and Farm Workers: Inspections made {Number}	**	NR	
12	04B02	Agriculture and Farm Workers: Irregularities detected {Number}	**	NR	
13	04B03	Agriculture and Farm Workers: Irregularities rectified {Number}	**	NR	
14	04B04	Agriculture and Farm Workers: Claims filed {Number}	**	NR	
15	04B05	Agriculture and Farm Workers: Claims settled {Number}	**	NR	
16	04B06	Agriculture and Farm Workers: Prosecution cases Pending {Number}	**	NR	
17	04B07	Agriculture and Farm Workers: Prosecution cases filed {Number}	**	NR	
18	04B08	Agriculture and Farm Workers: Prosecution cases decided {Number}	**	NR	
19	04B10	Agriculture and Farm Workers: Others {Number}	**	NR	
<u>Food security-Targeted Public Distribution system (APL+BPL+AAAY)</u>					
20	05A02	Off take {Tonnes}	2608836	28,25,250	108
<u>Food Security:National Food Security Act(Normal)-NFSA</u>					
21	05E02	Off take {Tonnes}	2608836	28,25,250	108
<u>Food Security:National Food Security Act(Tide Over)-NFSA</u>					
22	05F02	Off take {Tonnes}	*	0	
<u>Rural Housing - Pradhan Mantri Awaas Yojana (Grameen)</u>					
23	06A01	Houses constructed {Number}	52284	41,004	78
<u>EWS/LIG Houses in Urban Areas</u>					
24	06B01	Houses constructed {Number}	1351	13,871	1027
<u>Rural Areas: National Rural Drinking Water Programme (NRDWP)</u>					
25	07A03	Partially Covered Habitations {Number}	13713	8,099	59
26	07A04	Coverage of quality affected habitations {Number}	1335	393	29
<u>Sanitation Programme in Rural Areas</u>					

KARNATAKA

Para. Sl. No.	Item Code	Item/Parameter Name {Units}	Target April 2017- March 2018	Achievement April 2017- March 2018	Percent Achievement
(2)	(3)	(4)	(5)	(6)	(6)/(5)
27	08D01	Individual Household latrines constructed {Number}	**	14,34,949	
<u>Institutional Delivery</u>					
28	08E01	Delivery in institutions {Number}	**	8,53,829	
<u>SC Families assisted</u>					
29	10A02	SC families assisted under SCA to SCSP & NSFDC {Number}	8901	47,520	534
<u>SC families assisted - SC students assisted under post matric scholarship</u>					
30	10A03	SC students assisted under post matric scholarship {Number}	**	11,87,615	
<u>Universalization of ICDS Scheme</u>					
31	12A01	ICDS Blocks Operational (Cumulative) {Number}	204	204	100
<u>Functional Anganwadis</u>					
32	12B01	Anganwadis Functional (Cumulative) {Number}	65911	65,911	100
<u>No. of Urban poor families assisted under Seven Point Charter</u>					
33	14A01	Poor Families assisted {Number}	**	4,444	
<u>Afforestation (Public and Forest Lands)</u>					
34	15A01	Area Covered under Plantation {Hectares}	68275	62,108	91
35	15A02	Seedlings planted {Number}	44379000	4,65,08,000	105
<u>Rural roads - PMGSY</u>					
36	17A01	Length of road constructed {Kilometer}	66	59	89
<u>Deendyal Upadhyaya Gram Jyoti Yojana (DDUGJY)</u>					
37	18B01	Villages electrified {Number}	25	25	100
<u>Energising pump sets</u>					
38	18D01	Pumps sets energized {Number}	38602	82,404	213
<u>Supply of Electricity</u>					
39	18E02	Electricity supplied {Million Units}	67869	67,701	100

Note:

* - Target Not Received.

** - Non-Targetable.

NR - Not Reported

Very Good(90% or above of targets)

05A02, 05E02, 06B01, 10A02, 12A01, 12B01, 15A01, 15A02, 18B01, 18D01, 18E02

Good(Between 80% to 90% targets)

01F03, 17A01

Poor(Below 80% of targets)

01F01, 01F02, 06A01, 07A03, 07A04

KERALA

Para. Sl. No.	Item Code	Item/Parameter Name {Units}	Target April 2017-March 2018	Achievement April 2017-March 2018	Percent Achievement
(2)	(3)	(4)	(5)	(6)	(6)/(5)
<u>Employment generation under the NREG Scheme</u>					
1	01A01	No. of job cards issued {Number}	**	1,19,828	
2	01A02	Employment generated {Number}	**	6,10,60,298	
3	01A03	Wages given {Rupees}	**	16,37,40,61,000	
<u>National Rural Livelihood Mission (NRLM)</u>					
4	01F01	Number of SHGs promoted (new and revived) during the financial year {Number}	13099	6,883	53
5	01F02	Number of SHGs provided Revolving Fund (RF) during the financial year {Number}	11299	528	5
6	01F03	Number of SHGs provided Community Investment Fund (CIF) during the financial year {Number}	4358	227	5
<u>Distribution of waste land to the landless</u>					
7	03E01	Total Land Distributed {Hectare}	**	NR	
8	03E02	Land Distributed to SC {Hectare}	**	NR	
9	03E03	Land Distributed to ST {Hectare}	**	NR	
10	03E04	Land Distributed to Others {Hectare}	**	NR	
<u>Minimum Wages Enforcement (including Farm Labour)</u>					
11	04B01	Agriculture and Farm Workers: Inspections made {Number}	**	NR	
12	04B02	Agriculture and Farm Workers: Irregularities detected {Number}	**	NR	
13	04B03	Agriculture and Farm Workers: Irregularities rectified {Number}	**	NR	
14	04B04	Agriculture and Farm Workers: Claims filed {Number}	**	NR	
15	04B05	Agriculture and Farm Workers: Claims settled {Number}	**	NR	
16	04B06	Agriculture and Farm Workers: Prosecution cases Pending {Number}	**	NR	
17	04B07	Agriculture and Farm Workers: Prosecution cases filed {Number}	**	NR	
18	04B08	Agriculture and Farm Workers: Prosecution cases decided {Number}	**	NR	
19	04B10	Agriculture and Farm Workers: Others {Number}	**	NR	
<u>Food security-Targeted Public Distribution system (APL+BPL+AAAY)</u>					
20	05A02	Off take {Tonnes}	1425049	14,37,055	101
<u>Food Security:National Food Security Act(Normal)-NFSA</u>					
21	05E02	Off take {Tonnes}	1025519	10,32,965	101
<u>Food Security:National Food Security Act(Tide Over)-NFSA</u>					
22	05F02	Off take {Tonnes}	399530	4,04,089	101
<u>Rural Housing - Pradhan Mantri Awaas Yojana (Grameen)</u>					
23	06A01	Houses constructed {Number}	9872	17,522	177
<u>EWS/LIG Houses in Urban Areas</u>					
24	06B01	Houses constructed {Number}	6875	176	3
<u>Rural Areas: National Rural Drinking Water Programme (NRDWP)</u>					
25	07A03	Partially Covered Habitations {Number}	493	154	31
26	07A04	Coverage of quality affected habitations {Number}	70	38	54
<u>Sanitation Programme in Rural Areas</u>					

KERALA

Para. Sl. No.	Item Code	Item/Parameter Name {Units}	Target April 2017- March 2018	Achievement April 2017- March 2018	Percent Achievement
(2)	(3)	(4)	(5)	(6)	(6)/(5)
27	08D01	Individual Household latrines constructed {Number}	**	0	
<u>Institutional Delivery</u>					
28	08E01	Delivery in institutions {Number}	**	4,56,324	
<u>SC Families assisted</u>					
29	10A02	SC families assisted under SCA to SCSP & NSFDC {Number}	2879	750	26
<u>SC families assisted - SC students assisted under post matric scholarship</u>					
30	10A03	SC students assisted under post matric scholarship {Number}	**	94,937	
<u>Universalization of ICDS Scheme</u>					
31	12A01	ICDS Blocks Operational (Cumulative) {Number}	258	258	100
<u>Functional Anganwadis</u>					
32	12B01	Anganwadis Functional (Cumulative) {Number}	33318	33,115	99
<u>No. of Urban poor families assisted under Seven Point Charter</u>					
33	14A01	Poor Families assisted {Number}	**	2,051	
<u>Afforestation (Public and Forest Lands)</u>					
34	15A01	Area Covered under Plantation {Hectares}	2900	1,923	66
35	15A02	Seedlings planted {Number}	1885000	34,41,496	183
<u>Rural roads - PMGSY</u>					
36	17A01	Length of road constructed {Kilometer}	434	374	86
<u>Energising pump sets</u>					
38	18D01	Pumps sets energized {Number}	12000	12,907	108
<u>Supply of Electricity</u>					
39	18E02	Electricity supplied {Million Units}	25002	24,917	100

Note:

* - Target Not Received.

** - Non-Targetable.

NR - Not Reported

Very Good(90% or above of targets)

05A02, 05E02, 05F02, 06A01, 12A01, 12B01, 15A02, 18D01, 18E02

Good(Between 80% to 90% targets)

17A01

Poor(Below 80% of targets)

01F01, 01F02, 01F03, 06B01, 07A03, 07A04, 10A02, 15A01

MADHYA PRADESH

Para. Sl. No.	Item Code	Item/Parameter Name {Units}	Target April 2017-March 2018	Achievement April 2017-March 2018	Percent Achievement
(2)	(3)	(4)	(5)	(6)	(6)/(5)
<u>Employment generation under the NREG Scheme</u>					
1	01A01	No. of job cards issued {Number}	**	NR	
2	01A02	Employment generated {Number}	**	NR	
3	01A03	Wages given {Rupees}	**	NR	
<u>National Rural Livelihood Mission (NRLM)</u>					
4	01F01	Number of SHGs promoted (new and revived) during the financial year {Number}	38458	48820	127
5	01F02	Number of SHGs provided Revolving Fund (RF) during the financial year {Number}	52698	21350	41
6	01F03	Number of SHGs provided Community Investment Fund (CIF) during the financial year {Number}	23368	8215	35
<u>Distribution of waste land to the landless</u>					
7	03E01	Total Land Distributed {Hectare}	**	NR	
8	03E02	Land Distributed to SC {Hectare}	**	NR	
9	03E03	Land Distributed to ST {Hectare}	**	NR	
10	03E04	Land Distributed to Others {Hectare}	**	NR	
<u>Minimum Wages Enforcement (including Farm Labour)</u>					
11	04B01	Agriculture and Farm Workers: Inspections made {Number}	**	NR	
12	04B02	Agriculture and Farm Workers: Irregularities detected {Number}	**	NR	
13	04B03	Agriculture and Farm Workers: Irregularities rectified {Number}	**	NR	
14	04B04	Agriculture and Farm Workers: Claims filed {Number}	**	NR	
15	04B05	Agriculture and Farm Workers: Claims settled {Number}	**	NR	
16	04B06	Agriculture and Farm Workers: Prosecution cases Pending {Number}	**	NR	
17	04B07	Agriculture and Farm Workers: Prosecution cases filed {Number}	**	NR	
18	04B08	Agriculture and Farm Workers: Prosecution cases decided {Number}	**	NR	
19	04B10	Agriculture and Farm Workers: Others {Number}	**	NR	
<u>Food security-Targeted Public Distribution system (APL+BPL+AAAY)</u>					
20	05A02	Off take {Tonnes}	3518252	3350600	95
<u>Food Security:National Food Security Act(Normal)-NFSA</u>					
21	05E02	Off take {Tonnes}	3518252	3350366	95
<u>Food Security:National Food Security Act(Tide Over)-NFSA</u>					
22	05F02	Off take {Tonnes}	*	234	
<u>Rural Housing - Pradhan Mantri Awaas Yojana (Grameen)</u>					
23	06A01	Houses constructed {Number}	389532	634225	163
<u>EWS/LIG Houses in Urban Areas</u>					
24	06B01	Houses constructed {Number}	3933	NR	-
<u>Rural Areas: National Rural Drinking Water Programme (NRDWP)</u>					
25	07A03	Partially Covered Habitations {Number}	88	39	44
26	07A04	Coverage of quality affected habitations {Number}	192	9	5
<u>Sanitation Programme in Rural Areas</u>					

MADHYA PRADESH

Para. Sl. No.	Item Code	Item/Parameter Name {Units}	Target April 2017- March 2018	Achievement April 2017- March 2018	Percent Achievement
(2)	(3)	(4)	(5)	(6)	(6)/(5)
27	08D01	Individual Household latrines constructed {Number}	**	2354197	
	<u>Institutional Delivery</u>				
28	08E01	Delivery in institutions {Number}	**	NR	
	<u>SC Families assisted</u>				
29	10A02	SC families assisted under SCA to SCSP & NSFDC {Number}	10614	NR	-
	<u>SC families assisted - SC students assisted under post matric scholarship</u>				
30	10A03	SC students assisted under post matric scholarship {Number}	**	0	
	<u>Universalization of ICDS Scheme</u>				
31	12A01	ICDS Blocks Operational (Cumulative) {Number}	453	453	100
	<u>Functional Anganwadis</u>				
32	12B01	Anganwadis Functional (Cumulative) {Number}	97135	91814	95
	<u>No. of Urban poor families assisted under Seven Point Charter</u>				
33	14A01	Poor Families assisted {Number}	**	0	
	<u>Afforestation (Public and Forest Lands)</u>				
34	15A01	Area Covered under Plantation {Hectares}	50230	NR	-
35	15A02	Seedlings planted {Number}	32650000	NR	-
	<u>Rural roads - PMGSY</u>				
36	17A01	Length of road constructed {Kilometer}	5200	5222	100
	<u>Deendyal Upadhyaya Gram Jyoti Yojana (DDUGJY)</u>				
37	18B01	Villages electrified {Number}	52	44	85
	<u>Energising pump sets</u>				
38	18D01	Pumps sets energized {Number}	17237	NR	-
	<u>Supply of Electricity</u>				
39	18E02	Electricity supplied {Million Units}	69925	69925	100

Note:

* - Target Not Received.

** - Non-Targetable.

NR - Not Reported

Very Good(90% or above of targets)

01F01, 05A02, 05E02, 06A01, 12A01, 12B01, 17A01, 18E02

Good(Between 80% to 90% targets)

18B01

Poor(Below 80% of targets)

01F02, 01F03, 07A03, 07A04

MAHARASHTRA

Para. Sl. No.	Item Code	Item/Parameter Name {Units}	Target April 2017-March 2018	Achievement April 2017-March 2018	Percent Achievement
(2)	(3)	(4)	(5)	(6)	(6)/(5)
<u>Employment generation under the NREG Scheme</u>					
1	01A01	No. of job cards issued {Number}	**	3,11,261	
2	01A02	Employment generated {Number}	**	8,06,24,195	
3	01A03	Wages given {Rupees}	**	15,41,61,45,000	
<u>National Rural Livelihood Mission (NRLM)</u>					
4	01F01	Number of SHGs promoted (new and revived) during the financial year {Number}	38778	59,771	154
5	01F02	Number of SHGs provided Revolving Fund (RF) during the financial year {Number}	34296	30,106	88
6	01F03	Number of SHGs provided Community Investment Fund (CIF) during the financial year {Number}	8875	8,514	96
<u>Distribution of waste land to the landless</u>					
7	03E01	Total Land Distributed {Hectare}	**	NA	
8	03E02	Land Distributed to SC {Hectare}	**	NA	
9	03E03	Land Distributed to ST {Hectare}	**	NA	
10	03E04	Land Distributed to Others {Hectare}	**	NA	
<u>Minimum Wages Enforcement (including Farm Labour)</u>					
11	04B01	Agriculture and Farm Workers: Inspections made {Number}	**	NR	
12	04B02	Agriculture and Farm Workers: Irregularities detected {Number}	**	NR	
13	04B03	Agriculture and Farm Workers: Irregularities rectified {Number}	**	NR	
14	04B04	Agriculture and Farm Workers: Claims filed {Number}	**	NR	
15	04B05	Agriculture and Farm Workers: Claims settled {Number}	**	NR	
16	04B06	Agriculture and Farm Workers: Prosecution cases Pending {Number}	**	NR	
17	04B07	Agriculture and Farm Workers: Prosecution cases filed {Number}	**	NR	
18	04B08	Agriculture and Farm Workers: Prosecution cases decided {Number}	**	NR	
19	04B10	Agriculture and Farm Workers: Others {Number}	**	NR	
<u>Food security-Targeted Public Distribution system (APL+BPL+AAAY)</u>					
20	05A02	Off take {Tonnes}	4605192	42,50,654	92
<u>Food Security:National Food Security Act(Normal)-NFSA</u>					
21	05E02	Off take {Tonnes}	4605192	42,50,654	92
<u>Food Security:National Food Security Act(Tide Over)-NFSA</u>					
22	05F02	Off take {Tonnes}	*	0	
<u>Rural Housing - Pradhan Mantri Awaas Yojana (Grameen)</u>					
23	06A01	Houses constructed {Number}	150934	1,47,614	98
<u>EWS/LIG Houses in Urban Areas</u>					
24	06B01	Houses constructed {Number}	46646	8,079	17
<u>Rural Areas: National Rural Drinking Water Programme (NRDWP)</u>					
25	07A03	Partially Covered Habitations {Number}	2452	528	22
26	07A04	Coverage of quality affected habitations {Number}	105	78	74
<u>Sanitation Programme in Rural Areas</u>					

MAHARASHTRA

Para. Sl. No.	Item Code	Item/Parameter Name {Units}	Target April 2017- March 2018	Achievement April 2017- March 2018	Percent Achievement
(2)	(3)	(4)	(5)	(6)	(6)/(5)
27	08D01	Individual Household latrines constructed {Number}	**	22,54,243	
	<u>Institutional Delivery</u>				
28	08E01	Delivery in institutions {Number}	**	15,81,013	
	<u>SC Families assisted</u>				
29	10A02	SC families assisted under SCA to SCSP & NSFDC {Number}	11085	5,882	53
	<u>SC families assisted - SC students assisted under post matric scholarship</u>				
30	10A03	SC students assisted under post matric scholarship {Number}	**	4,03,203	
	<u>Universalization of ICDS Scheme</u>				
31	12A01	ICDS Blocks Operational (Cumulative) {Number}	553	553	100
	<u>Functional Anganwadis</u>				
32	12B01	Anganwadis Functional (Cumulative) {Number}	110486	97,404	88
	<u>No. of Urban poor families assisted under Seven Point Charter</u>				
33	14A01	Poor Families assisted {Number}	**	6,570	
	<u>Afforestation (Public and Forest Lands)</u>				
34	15A01	Area Covered under Plantation {Hectares}	120315	37,393	31
35	15A02	Seedlings planted {Number}	78205000	368	0
	<u>Rural roads - PMGSY</u>				
36	17A01	Length of road constructed {Kilometer}	900	570	63
	<u>Energising pump sets</u>				
38	18D01	Pumps sets energized {Number}	-	66,174	
	<u>Supply of Electricity</u>				
39	18E02	Electricity supplied {Million Units}	149761	1,49,531	100

Note:

* - Target Not Received.

** - Non-Targetable.

NR - Not Reported

Very Good(90% or above of targets)

01F01, 01F03, 05A02, 05E02, 06A01, 12A01, 18E02

Good(Between 80% to 90% targets)

01F02, 12B01

Poor(Below 80% of targets)

06B01, 07A03, 07A04, 10A02, 15A01, 15A02, 17A01

MANIPUR

Para. Sl. No.	Item Code	Item/Parameter Name {Units}	Target April 2017-March 2018	Achievement April 2017-March 2018	Percent Achievement
(2)	(3)	(4)	(5)	(6)	(6)/(5)
<u>Employment generation under the NREG Scheme</u>					
1	01A01	No. of job cards issued {Number}	**	5,41,591	
2	01A02	Employment generated {Number}	**	61,24,000	
3	01A03	Wages given {Rupees}	**	1,14,56,81,000	
<u>National Rural Livelihood Mission (NRLM)</u>					
4	01F01	Number of SHGs promoted (new and revived) during the financial year {Number}	1,410	701	50
5	01F02	Number of SHGs provided Revolving Fund (RF) during the financial year {Number}	1,168	352	30
6	01F03	Number of SHGs provided Community Investment Fund (CIF) during the financial year {Number}	970	8	1
<u>Distribution of waste land to the landless</u>					
7	03E01	Total Land Distributed {Hectare}	**	NA	
8	03E02	Land Distributed to SC {Hectare}	**	NA	
9	03E03	Land Distributed to ST {Hectare}	**	NA	
10	03E04	Land Distributed to Others {Hectare}	**	NA	
<u>Minimum Wages Enforcement (including Farm Labour)</u>					
11	04B01	Agriculture and Farm Workers: Inspections made {Number}	**	NR	
12	04B02	Agriculture and Farm Workers: Irregularities detected {Number}	**	NR	
13	04B03	Agriculture and Farm Workers: Irregularities rectified {Number}	**	NR	
14	04B04	Agriculture and Farm Workers: Claims filed {Number}	**	NR	
15	04B05	Agriculture and Farm Workers: Claims settled {Number}	**	NR	
16	04B06	Agriculture and Farm Workers: Prosecution cases Pending {Number}	**	NR	
17	04B07	Agriculture and Farm Workers: Prosecution cases filed {Number}	**	NR	
18	04B08	Agriculture and Farm Workers: Prosecution cases decided {Number}	**	NR	
19	04B10	Agriculture and Farm Workers: Others {Number}	**	NR	
<u>Food security-Targeted Public Distribution system (APL+BPL+AAAY)</u>					
20	05A02	Off take {Tonnes}	1,44,349	1,49,306	103
<u>Food Security:National Food Security Act(Normal)-NFSA</u>					
21	05E02	Off take {Tonnes}	1,44,349	1,49,306	103
<u>Food Security:National Food Security Act(Tide Over)-NFSA</u>					
22	05F02	Off take {Tonnes}	*	0	
<u>Rural Housing - Pradhan Mantri Awaas Yojana (Grameen)</u>					
23	06A01	Houses constructed {Number}	*	885	
<u>EWS/LIG Houses in Urban Areas</u>					
24	06B01	Houses constructed {Number}	8	162	2025
<u>Rural Areas: National Rural Drinking Water Programme (NRDWP)</u>					
25	07A03	Partially Covered Habitations {Number}	68	17	25
<u>Sanitation Programme in Rural Areas</u>					
27	08D01	Individual Household latrines constructed {Number}	**	61,746	
<u>Institutional Delivery</u>					

MANIPUR

Para. Sl. No.	Item Code	Item/Parameter Name {Units}	Target April 2017-March 2018	Achievement April 2017-March 2018	Percent Achievement
(2)	(3)	(4)	(5)	(6)	(6)/(5)
28	08E01	Delivery in institutions {Number}	**	30,551	
		<u>SC Families assisted</u>			
29	10A02	SC families assisted under SCA to SCSP & NSFDC {Number}	121	846	699
		<u>SC families assisted - SC students assisted under post matric scholarship</u>			
30	10A03	SC students assisted under post matric scholarship {Number}	**	NR	
		<u>Universalization of ICDS Scheme</u>			
31	12A01	ICDS Blocks Operational (Cumulative) {Number}	43	43	100
		<u>Functional Anganwadis</u>			
32	12B01	Anganwadis Functional (Cumulative) {Number}	11,510	11,510	100
		<u>No. of Urban poor families assisted under Seven Point Charter</u>			
33	14A01	Poor Families assisted {Number}	**	NA	
		<u>Afforestation (Public and Forest Lands)</u>			
34	15A01	Area Covered under Plantation {Hectares}	10,770	6,442	60
35	15A02	Seedlings planted {Number}	70,01,000	64,60,878	92
		<u>Rural roads - PMGSY</u>			
36	17A01	Length of road constructed {Kilometer}	1,000	731	73
		<u>Deendyal Upadhyaya Gram Jyoti Yojana (DDUGJY)</u>			
37	18B01	Villages electrified {Number}	80	77	96
		<u>Supply of Electricity</u>			
39	18E02	Electricity supplied {Million Units}	874	827	95

Note:

* - Target Not Received.

** - Non-Targetable.

NR - Not Reported

Very Good(90% or above of targets)

05A02, 05E02, 06B01, 10A02, 12A01, 12B01, 15A02, 18B01, 18E02

Poor(Below 80% of targets)

01F01, 01F02, 01F03, 07A03, 15A01, 17A01

MEGHALAYA

Para. Sl. No.	Item Code	Item/Parameter Name {Units}	Target April 2017- March 2018	Achievement April 2017- March 2018	Percent Achievement
(2)	(3)	(4)	(5)	(6)	(6)/(5)
<u>Employment generation under the NREG Scheme</u>					
1	01A01	No. of job cards issued {Number}	**	5,25,581	
2	01A02	Employment generated {Number}	**	2,92,03,000	
3	01A03	Wages given {Rupees}	**	7,26,43,16,000	
<u>National Rural Livelihood Mission (NRLM)</u>					
4	01F01	Number of SHGs promoted (new and revived) during the financial year {Number}	2,676	2,175	81
5	01F02	Number of SHGs provided Revolving Fund (RF) during the financial year {Number}	2,692	635	24
6	01F03	Number of SHGs provided Community Investment Fund (CIF) during the financial year {Number}	1,784	203	11
<u>Distribution of waste land to the landless</u>					
7	03E01	Total Land Distributed {Hectare}	**	0	
8	03E02	Land Distributed to SC {Hectare}	**	NR	
9	03E03	Land Distributed to ST {Hectare}	**	NR	
10	03E04	Land Distributed to Others {Hectare}	**	NR	
<u>Minimum Wages Enforcement (including Farm Labour)</u>					
11	04B01	Agriculture and Farm Workers: Inspections made {Number}	**	NR	
12	04B02	Agriculture and Farm Workers: Irregularities detected {Number}	**	NR	
13	04B03	Agriculture and Farm Workers: Irregularities rectified {Number}	**	NR	
14	04B04	Agriculture and Farm Workers: Claims filed {Number}	**	NR	
15	04B05	Agriculture and Farm Workers: Claims settled {Number}	**	NR	
16	04B06	Agriculture and Farm Workers: Prosecution cases Pending {Number}	**	NR	
17	04B07	Agriculture and Farm Workers: Prosecution cases filed {Number}	**	NR	
18	04B08	Agriculture and Farm Workers: Prosecution cases decided {Number}	**	NR	
19	04B10	Agriculture and Farm Workers: Others {Number}	**	NR	
<u>Food security-Targeted Public Distribution system (APL+BPL+AAAY)</u>					
20	05A02	Off take {Tonnes}	1,75,999	1,74,829	99
<u>Food Security:National Food Security Act(Normal)-NFSA</u>					
21	05E02	Off take {Tonnes}	1,29,603	1,28,527	99
<u>Food Security:National Food Security Act(Tide Over)-NFSA</u>					
22	05F02	Off take {Tonnes}	46,396	46,302	100
<u>Rural Housing - Pradhan Mantri Awaas Yojana (Grameen)</u>					
23	06A01	Houses constructed {Number}	3,715	2,307	62
<u>EWS/LIG Houses in Urban Areas</u>					
24	06B01	Houses constructed {Number}	588	112	19
<u>Rural Areas: National Rural Drinking Water Programme (NRDWP)</u>					
25	07A03	Partially Covered Habitations {Number}	136	56	41
26	07A04	Coverage of quality affected habitations {Number}	7	0	0
<u>Sanitation Programme in Rural Areas</u>					

MEGHALAYA

Para. Sl. No.	Item Code	Item/Parameter Name {Units}	Target April 2017-March 2018	Achievement April 2017-March 2018	Percent Achievement
(2)	(3)	(4)	(5)	(6)	(6)/(5)
27	08D01	Individual Household latrines constructed {Number}	**	87,141	
	<u>Institutional Delivery</u>				
28	08E01	Delivery in institutions {Number}	**	45,748	
	<u>SC Families assisted</u>				
29	10A02	SC families assisted under SCA to SCSP & NSFDC {Number}	8	NR	-
	<u>SC families assisted - SC students assisted under post matric scholarship</u>				
30	10A03	SC students assisted under post matric scholarship {Number}	**	NR	
	<u>Universalization of ICDS Scheme</u>				
31	12A01	ICDS Blocks Operational (Cumulative) {Number}	41	41	100
	<u>Functional Anganwadis</u>				
32	12B01	Anganwadis Functional (Cumulative) {Number}	5,896	5,895	100
	<u>No. of Urban poor families assisted under Seven Point Charter</u>				
33	14A01	Poor Families assisted {Number}	**	129	
	<u>Afforestation (Public and Forest Lands)</u>				
34	15A01	Area Covered under Plantation {Hectares}	7,170	2,743	38
35	15A02	Seedlings planted {Number}	46,61,000	13,07,833	28
	<u>Rural roads - PMGSY</u>				
36	17A01	Length of road constructed {Kilometer}	450	150	33
	<u>Deendyal Upadhyaya Gram Jyoti Yojana (DDUGJY)</u>				
37	18B01	Villages electrified {Number}	230	217	94
	<u>Energising pump sets</u>				
38	18D01	Pumps sets energized {Number}	30	NR	-
	<u>Supply of Electricity</u>				
39	18E02	Electricity supplied {Million Units}	1,557	1,553	100

Note:

* - Target Not Received.

** - Non-Targetable.

NR - Not Reported

Very Good(90% or above of targets)

05A02, 05E02, 05F02, 12A01, 12B01, 18B01, 18E02

Good(Between 80% to 90% targets)

01F01

Poor(Below 80% of targets)

01F02, 01F03, 06A01, 06B01, 07A03, 07A04, 15A01, 15A02, 17A01

MIZORAM

Para. Sl. No.	Item Code	Item/Parameter Name {Units}	Target April 2017- March 2018	Achievement April 2017- March 2018	Percent Achievement
(2)	(3)	(4)	(5)	(6)	(6)/(5)
<u>Employment generation under the NREG Scheme</u>					
1	01A01	No. of job cards issued {Number}	**	1,88,002	
2	01A02	Employment generated {Number}	**	4,98,00,000	
3	01A03	Wages given {Rupees}	**	4,58,93,09,983	
<u>National Rural Livelihood Mission (NRLM)</u>					
4	01F01	Number of SHGs promoted (new and revived) during the financial year {Number}	13,052	1,433	11
5	01F02	Number of SHGs provided Revolving Fund (RF) during the financial year {Number}	1,259	1,514	120
6	01F03	Number of SHGs provided Community Investment Fund (CIF) during the financial year {Number}	882	877	99
<u>Distribution of waste land to the landless</u>					
7	03E01	Total Land Distributed {Hectare}	**	NR	
8	03E02	Land Distributed to SC {Hectare}	**	NR	
9	03E03	Land Distributed to ST {Hectare}	**	NR	
10	03E04	Land Distributed to Others {Hectare}	**	NR	
<u>Minimum Wages Enforcement (including Farm Labour)</u>					
11	04B01	Agriculture and Farm Workers: Inspections made {Number}	**	NR	
12	04B02	Agriculture and Farm Workers: Irregularities detected {Number}	**	NR	
13	04B03	Agriculture and Farm Workers: Irregularities rectified {Number}	**	NR	
14	04B04	Agriculture and Farm Workers: Claims filed {Number}	**	NR	
15	04B05	Agriculture and Farm Workers: Claims settled {Number}	**	NR	
16	04B06	Agriculture and Farm Workers: Prosecution cases Pending {Number}	**	NR	
17	04B07	Agriculture and Farm Workers: Prosecution cases filed {Number}	**	NR	
18	04B08	Agriculture and Farm Workers: Prosecution cases decided {Number}	**	NR	
19	04B10	Agriculture and Farm Workers: Others {Number}	**	NR	
<u>Food security-Targeted Public Distribution system (APL+BPL+AAAY)</u>					
20	05A02	Off take {Tonnes}	65,758	65,114	99
<u>Food Security:National Food Security Act(Normal)-NFSA</u>					
21	05E02	Off take {Tonnes}	45,935	47,301	103
<u>Food Security:National Food Security Act(Tide Over)-NFSA</u>					
22	05F02	Off take {Tonnes}	19,823	17,813	90
<u>Rural Housing - Pradhan Mantri Awaas Yojana (Grameen)</u>					
23	06A01	Houses constructed {Number}	1,794	940	52
<u>EWS/LIG Houses in Urban Areas</u>					
24	06B01	Houses constructed {Number}	121	120	99
<u>Rural Areas: National Rural Drinking Water Programme (NRDWP)</u>					
25	07A03	Partially Covered Habitations {Number}	48	14	29
<u>Sanitation Programme in Rural Areas</u>					
27	08D01	Individual Household latrines constructed {Number}	**	25,017	
<u>Institutional Delivery</u>					

MIZORAM

Para. Sl. No.	Item Code	Item/Parameter Name {Units}	Target April 2017-March 2018	Achievement April 2017-March 2018	Percent Achievement
(2)	(3)	(4)	(5)	(6)	(6)/(5)
28	08E01	Delivery in institutions {Number}	**	14,086	
		<u>SC Families assisted</u>			
29	10A02	SC families assisted under SCA to SCSP & NSFDC {Number}	2	NR	-
		<u>Universalization of ICDS Scheme</u>			
31	12A01	ICDS Blocks Operational (Cumulative) {Number}	27	27	100
		<u>Functional Anganwadis</u>			
32	12B01	Anganwadis Functional (Cumulative) {Number}	2,244	2,244	100
		<u>No. of Urban poor families assisted under Seven Point Charter</u>			
33	14A01	Poor Families assisted {Number}	**	NR	
		<u>Afforestation (Public and Forest Lands)</u>			
34	15A01	Area Covered under Plantation {Hectares}	4,070	4,020	99
35	15A02	Seedlings planted {Number}	26,46,000	24,81,000	94
		<u>Rural roads - PMGSY</u>			
36	17A01	Length of road constructed {Kilometer}	500	237	47
		<u>Deendyal Upadhyaya Gram Jyoti Yojana (DDUGJY)</u>			
37	18B01	Villages electrified {Number}	18	14	78
		<u>Supply of Electricity</u>			
39	18E02	Electricity supplied {Million Units}	497	488	98

Note:

* - Target Not Received.

** - Non-Targetable.

NR - Not Reported

Very Good(90% or above of targets)

01F02, 01F03, 05A02, 05E02, 06B01, 12A01, 12B01, 15A01, 15A02, 18E02

Good(Between 80% to 90% targets)

05F02

Poor(Below 80% of targets)

01F01, 06A01, 07A03, 17A01, 18B01

NAGALAND

Para. Sl. No.	Item Code	Item/Parameter Name {Units}	Target April 2017- March 2018	Achievement April 2017- March 2018	Percent Achievement
(2)	(3)	(4)	(5)	(6)	(6)/(5)
<u>Employment generation under the NREG Scheme</u>					
1	01A01	No. of job cards issued {Number}	**	NR	
2	01A02	Employment generated {Number}	**	NR	
3	01A03	Wages given {Rupees}	**	NR	
<u>National Rural Livelihood Mission (NRLM)</u>					
4	01F01	Number of SHGs promoted (new and revived) during the financial year {Number}	4,150	1,362	33
5	01F02	Number of SHGs provided Revolving Fund (RF) during the financial year {Number}	3,862	912	24
6	01F03	Number of SHGs provided Community Investment Fund (CIF) during the financial year {Number}	1,250	242	19
<u>Distribution of waste land to the landless</u>					
7	03E01	Total Land Distributed {Hectare}	**	NR	
8	03E02	Land Distributed to SC {Hectare}	**	NR	
9	03E03	Land Distributed to ST {Hectare}	**	NR	
10	03E04	Land Distributed to Others {Hectare}	**	NR	
<u>Minimum Wages Enforcement (including Farm Labour)</u>					
11	04B01	Agriculture and Farm Workers: Inspections made {Number}	**	NR	
12	04B02	Agriculture and Farm Workers: Irregularities detected {Number}	**	NR	
13	04B03	Agriculture and Farm Workers: Irregularities rectified {Number}	**	NR	
14	04B04	Agriculture and Farm Workers: Claims filed {Number}	**	NR	
15	04B05	Agriculture and Farm Workers: Claims settled {Number}	**	NR	
16	04B06	Agriculture and Farm Workers: Prosecution cases Pending {Number}	**	NR	
17	04B07	Agriculture and Farm Workers: Prosecution cases filed {Number}	**	NR	
18	04B08	Agriculture and Farm Workers: Prosecution cases decided {Number}	**	NR	
19	04B10	Agriculture and Farm Workers: Others {Number}	**	NR	
<u>Food security-Targeted Public Distribution system (APL+BPL+AAAY)</u>					
20	05A02	Off take {Tonnes}	1,38,058	1,49,205	108
<u>Food Security:National Food Security Act(Normal)-NFSA</u>					
21	05E02	Off take {Tonnes}	91,585	1,02,184	112
<u>Food Security:National Food Security Act(Tide Over)-NFSA</u>					
22	05F02	Off take {Tonnes}	46,473	47,021	101
<u>Rural Housing - Pradhan Mantri Awaas Yojana (Grameen)</u>					
23	06A01	Houses constructed {Number}	*	13	
<u>EWS/LIG Houses in Urban Areas</u>					
24	06B01	Houses constructed {Number}	1,454	NR	-
<u>Rural Areas: National Rural Drinking Water Programme (NRDWP)</u>					
25	07A03	Partially Covered Habitations {Number}	52	68	131
26	07A04	Coverage of quality affected habitations {Number}	11	13	118
<u>Sanitation Programme in Rural Areas</u>					

NAGALAND

Para. Sl. No.	Item Code	Item/Parameter Name {Units}	Target April 2017-March 2018	Achievement April 2017-March 2018	Percent Achievement
(2)	(3)	(4)	(5)	(6)	(6)/(5)
27	08D01	Individual Household latrines constructed {Number}	**	19,238	
	<u>Institutional Delivery</u>				
28	08E01	Delivery in institutions {Number}	**	NR	
	<u>Universalization of ICDS Scheme</u>				
31	12A01	ICDS Blocks Operational (Cumulative) {Number}	60	59	98
	<u>Functional Anganwadis</u>				
32	12B01	Anganwadis Functional (Cumulative) {Number}	3,980	3,455	87
	<u>No. of Urban poor families assisted under Seven Point Charter</u>				
33	14A01	Poor Families assisted {Number}	**	0	
	<u>Afforestation (Public and Forest Lands)</u>				
34	15A01	Area Covered under Plantation {Hectares}	1,050	NR	-
35	15A02	Seedlings planted {Number}	6,83,000	NR	-
	<u>Rural roads - PMGSY</u>				
36	17A01	Length of road constructed {Kilometer}	50	85	170
	<u>Deendyal Upadhyaya Gram Jyoti Yojana (DDUGJY)</u>				
37	18B01	Villages electrified {Number}	4	2	50
	<u>Supply of Electricity</u>				
39	18E02	Electricity supplied {Million Units}	794	774	97

Note:

* - Target Not Received.

** - Non-Targetable.

NR - Not Reported

Very Good(90% or above of targets)

05A02, 05E02, 05F02, 07A03, 07A04, 12A01, 17A01, 18E02

Good(Between 80% to 90% targets)

12B01

Poor(Below 80% of targets)

01F01, 01F02, 01F03, 18B01

ODISHA

Para. Sl. No.	Item Code	Item/Parameter Name {Units}	Target April 2017-March 2018	Achievement April 2017-March 2018	Percent Achievement
(2)	(3)	(4)	(5)	(6)	(6)/(5)
<u>Employment generation under the NREG Scheme</u>					
1	01A01	No. of job cards issued {Number}	**	94,422	
2	01A02	Employment generated {Number}	**	9,22,40,000	
3	01A03	Wages given {Rupees}	**	17,71,48,79,000	
<u>National Rural Livelihood Mission (NRLM)</u>					
4	01F01	Number of SHGs promoted (new and revived) during the financial year {Number}	18,335	25,665	140
5	01F02	Number of SHGs provided Revolving Fund (RF) during the financial year {Number}	20,000	16,182	81
6	01F03	Number of SHGs provided Community Investment Fund (CIF) during the financial year {Number}	52,500	20,720	39
<u>Distribution of waste land to the landless</u>					
7	03E01	Total Land Distributed {Hectare}	**	210	
8	03E02	Land Distributed to SC {Hectare}	**	42	
9	03E03	Land Distributed to ST {Hectare}	**	129	
10	03E04	Land Distributed to Others {Hectare}	**	39	
<u>Minimum Wages Enforcement (including Farm Labour)</u>					
11	04B01	Agriculture and Farm Workers: Inspections made {Number}	**	NR	
12	04B02	Agriculture and Farm Workers: Irregularities detected {Number}	**	NR	
13	04B03	Agriculture and Farm Workers: Irregularities rectified {Number}	**	NR	
14	04B04	Agriculture and Farm Workers: Claims filed {Number}	**	NR	
15	04B05	Agriculture and Farm Workers: Claims settled {Number}	**	NR	
16	04B06	Agriculture and Farm Workers: Prosecution cases Pending {Number}	**	NR	
17	04B07	Agriculture and Farm Workers: Prosecution cases filed {Number}	**	NR	
18	04B08	Agriculture and Farm Workers: Prosecution cases decided {Number}	**	NR	
19	04B10	Agriculture and Farm Workers: Others {Number}	**	NR	
<u>Food security-Targeted Public Distribution system (APL+BPL+AAAY)</u>					
20	05A02	Off take {Tonnes}	21,61,691	21,60,186	100
<u>Food Security:National Food Security Act(Normal)-NFSA</u>					
21	05E02	Off take {Tonnes}	21,61,691	21,60,186	100
<u>Food Security:National Food Security Act(Tide Over)-NFSA</u>					
22	05F02	Off take {Tonnes}	*	0	
<u>Rural Housing - Pradhan Mantri Awaas Yojana (Grameen)</u>					
23	06A01	Houses constructed {Number}	3,40,498	3,89,966	115
<u>EWS/LIG Houses in Urban Areas</u>					
24	06B01	Houses constructed {Number}	3,948	24	1
<u>Rural Areas: National Rural Drinking Water Programme (NRDWP)</u>					
25	07A03	Partially Covered Habitations {Number}	11,539	1,193	10
26	07A04	Coverage of quality affected habitations {Number}	562	101	18
<u>Sanitation Programme in Rural Areas</u>					

ODISHA

Para. Sl. No.	Item Code	Item/Parameter Name {Units}	Target April 2017-March 2018	Achievement April 2017-March 2018	Percent Achievement
(2)	(3)	(4)	(5)	(6)	(6)/(5)
27	08D01	Individual Household latrines constructed {Number}	**	8,16,389	
<u>Institutional Delivery</u>					
28	08E01	Delivery in institutions {Number}	**	5,69,896	
<u>SC Families assisted</u>					
29	10A02	SC families assisted under SCA to SCSP & NSFDC {Number}	6,624	7,22,577	10908
<u>SC families assisted - SC students assisted under post matric scholarship</u>					
30	10A03	SC students assisted under post matric scholarship {Number}	**	0	
<u>Universalization of ICDS Scheme</u>					
31	12A01	ICDS Blocks Operational (Cumulative) {Number}	338	338	100
<u>Functional Anganwadis</u>					
32	12B01	Anganwadis Functional (Cumulative) {Number}	74,154	72,587	98
<u>No. of Urban poor families assisted under Seven Point Charter</u>					
33	14A01	Poor Families assisted {Number}	**	282	
<u>Afforestation (Public and Forest Lands)</u>					
34	15A01	Area Covered under Plantation {Hectares}	1,62,410	3,82,364	235
35	15A02	Seedlings planted {Number}	10,55,67,000	3,12,00,000	30
<u>Rural roads - PMGSY</u>					
36	17A01	Length of road constructed {Kilometer}	7,000	7,176	103
<u>Deendyal Upadhyaya Gram Jyoti Yojana (DDUGJY)</u>					
37	18B01	Villages electrified {Number}	616	545	88
<u>Energising pump sets</u>					
38	18D01	Pumps sets energized {Number}	1,190	13,103	1101
<u>Supply of Electricity</u>					
39	18E02	Electricity supplied {Million Units}	28,802	28,706	100

Note:

* - Target Not Received.

** - Non-Targetable.

NR - Not Reported

Very Good(90% or above of targets)

01F01, 05A02, 05E02, 06A01, 10A02, 12A01, 12B01, 15A01, 17A01, 18D01, 18E02

Good(Between 80% to 90% targets)

01F02, 18B01

Poor(Below 80% of targets)

01F03, 06B01, 07A03, 07A04, 15A02

PUDUCHERRY

Para. Sl. No.	Item Code	Item/Parameter Name {Units}	Target April 2017-March 2018	Achievement April 2017-March 2018	Percent Achievement
(2)	(3)	(4)	(5)	(6)	(6)/(5)
<u>Employment generation under the NREG Scheme</u>					
1	01A01	No. of job cards issued {Number}	**	5,750	
2	01A02	Employment generated {Number}	**	7,26,000	
3	01A03	Wages given {Rupees}	**	14,59,27,000	
<u>National Rural Livelihood Mission (NRLM)</u>					
4	01F01	Number of SHGs promoted (new and revived) during the financial year {Number}	*	0	
5	01F02	Number of SHGs provided Revolving Fund (RF) during the financial year {Number}	*	0	
6	01F03	Number of SHGs provided Community Investment Fund (CIF) during the financial year {Number}	*	0	
<u>Distribution of waste land to the landless</u>					
7	03E01	Total Land Distributed {Hectare}			
8	03E02	Land Distributed to SC {Hectare}			
9	03E03	Land Distributed to ST {Hectare}			
10	03E04	Land Distributed to Others {Hectare}			
<u>Minimum Wages Enforcement (including Farm Labour)</u>					
11	04B01	Agriculture and Farm Workers: Inspections made {Number}	**	NR	
12	04B02	Agriculture and Farm Workers: Irregularities detected {Number}	**	NR	
13	04B03	Agriculture and Farm Workers: Irregularities rectified {Number}	**	NR	
14	04B04	Agriculture and Farm Workers: Claims filed {Number}	**	NR	
15	04B05	Agriculture and Farm Workers: Claims settled {Number}	**	NR	
16	04B06	Agriculture and Farm Workers: Prosecution cases Pending {Number}	**	NR	
17	04B07	Agriculture and Farm Workers: Prosecution cases filed {Number}	**	NR	
18	04B08	Agriculture and Farm Workers: Prosecution cases decided {Number}	**	NR	
19	04B10	Agriculture and Farm Workers: Others {Number}	**	NR	
<u>Food security-Targeted Public Distribution system (APL+BPL+AAAY)</u>					
20	05A02	Off take {Tonnes}	*	0	
<u>Food Security:National Food Security Act(Normal)-NFSA</u>					
21	05E02	Off take {Tonnes}	*	0	
<u>Food Security:National Food Security Act(Tide Over)-NFSA</u>					
22	05F02	Off take {Tonnes}	*	0	
<u>Rural Housing - Pradhan Mantri Awaas Yojana (Grameen)</u>					
23	06A01	Houses constructed {Number}	*	0	
<u>EWS/LIG Houses in Urban Areas</u>					
24	06B01	Houses constructed {Number}	224	NR	
<u>Rural Areas: National Rural Drinking Water Programme (NRDWP)</u>					
25	07A03	Partially Covered Habitations {Number}	7	0	0
<u>Sanitation Programme in Rural Areas</u>					
27	08D01	Individual Household latrines constructed {Number}	**	7,933	
<u>Institutional Delivery</u>					

PUDUCHERRY

Para. Sl. No.	Item Code	Item/Parameter Name {Units}	Target April 2017-March 2018	Achievement April 2017-March 2018	Percent Achievement
(2)	(3)	(4)	(5)	(6)	(6)/(5)
28	08E01	Delivery in institutions {Number}	**	36,210	
		<u>SC Families assisted</u>			
29	10A02	SC families assisted under SCA to SCSP & NSFDC {Number}	191	155	81
		<u>SC families assisted - SC students assisted under post matric scholarship</u>			
30	10A03	SC students assisted under post matric scholarship {Number}	**	7,338	
		<u>Universalization of ICDS Scheme</u>			
31	12A01	ICDS Blocks Operational (Cumulative) {Number}	5	5	100
		<u>Functional Anganwadis</u>			
32	12B01	Anganwadis Functional (Cumulative) {Number}	855	788	92
		<u>No. of Urban poor families assisted under Seven Point Charter</u>			
33	14A01	Poor Families assisted {Number}	**	NR	
		<u>Afforestation (Public and Forest Lands)</u>			
34	15A01	Area Covered under Plantation {Hectares}	65	63	97
35	15A02	Seedlings planted {Number}	42,000	40,900	97
		<u>Energising pump sets</u>			
38	18D01	Pumps sets energized {Number}	35	35	100
		<u>Supply of Electricity</u>			
39	18E02	Electricity supplied {Million Units}	2,668	2,661	100

Note:

* - Target Not Received.

** - Non-Targetable.

NR - Not Reported

Very Good(90% or above of targets)

12A01, 12B01, 15A01, 15A02, 18D01, 18E02

Good(Between 80% to 90% targets)

10A02

Poor(Below 80% of targets)

07A03

PUNJAB

Para. Sl. No.	Item Code	Item/Parameter Name {Units}	Target April 2017- March 2018	Achievement April 2017- March 2018	Percent Achievement
(2)	(3)	(4)	(5)	(6)	(6)/(5)
<u>Employment generation under the NREG Scheme</u>					
1	01A01	No. of job cards issued {Number}	**	1,57,996	
2	01A02	Employment generated {Number}	**	2,23,13,857	
3	01A03	Wages given {Rupees}	**	4,78,16,17,890	
<u>National Rural Livelihood Mission (NRLM)</u>					
4	01F01	Number of SHGs promoted (new and revived) during the financial year {Number}	5,215	2,532	49
5	01F02	Number of SHGs provided Revolving Fund (RF) during the financial year {Number}	4,761	1,212	25
6	01F03	Number of SHGs provided Community Investment Fund (CIF) during the financial year {Number}	1,751	164	9
<u>Distribution of waste land to the landless</u>					
7	03E01	Total Land Distributed {Hectare}	**	0	
8	03E02	Land Distributed to SC {Hectare}	**	0	
9	03E03	Land Distributed to ST {Hectare}	**	0	
10	03E04	Land Distributed to Others {Hectare}	**	0	
<u>Minimum Wages Enforcement (including Farm Labour)</u>					
11	04B01	Agriculture and Farm Workers: Inspections made {Number}	**	NR	
12	04B02	Agriculture and Farm Workers: Irregularities detected {Number}	**	NR	
13	04B03	Agriculture and Farm Workers: Irregularities rectified {Number}	**	NR	
14	04B04	Agriculture and Farm Workers: Claims filed {Number}	**	NR	
15	04B05	Agriculture and Farm Workers: Claims settled {Number}	**	NR	
16	04B06	Agriculture and Farm Workers: Prosecution cases Pending {Number}	**	NR	
17	04B07	Agriculture and Farm Workers: Prosecution cases filed {Number}	**	NR	
18	04B08	Agriculture and Farm Workers: Prosecution cases decided {Number}	**	NR	
19	04B10	Agriculture and Farm Workers: Others {Number}	**	NR	
<u>Food security-Targeted Public Distribution system (APL+BPL+AAAY)</u>					
20	05A02	Off take {Tonnes}	8,70,120	7,34,725	84
<u>Food Security:National Food Security Act(Normal)-NFSA</u>					
21	05E02	Off take {Tonnes}	8,70,120	7,34,725	84
<u>Food Security:National Food Security Act(Tide Over)-NFSA</u>					
22	05F02	Off take {Tonnes}	*	0	
<u>Rural Housing - Pradhan Mantri Awaas Yojana (Grameen)</u>					
23	06A01	Houses constructed {Number}	6,615	783	12
<u>EWS/LIG Houses in Urban Areas</u>					
24	06B01	Houses constructed {Number}	1,038	0	0
<u>Rural Areas: National Rural Drinking Water Programme (NRDWP)</u>					
25	07A03	Partially Covered Habitations {Number}	475	55	12
26	07A04	Coverage of quality affected habitations {Number}	301	227	75
<u>Sanitation Programme in Rural Areas</u>					

PUNJAB

Para. Sl. No.	Item Code	Item/Parameter Name {Units}	Target April 2017- March 2018	Achievement April 2017- March 2018	Percent Achievement
(2)	(3)	(4)	(5)	(6)	(6)/(5)
27	08D01	Individual Household latrines constructed {Number}	**	75,238	
	<u>Institutional Delivery</u>				
28	08E01	Delivery in institutions {Number}	**	3,61,720	
	<u>SC Families assisted</u>				
29	10A02	SC families assisted under SCA to SCSP & NSFDC {Number}	7,727	6,773	88
	<u>SC families assisted - SC students assisted under post matric scholarship</u>				
30	10A03	SC students assisted under post matric scholarship {Number}	**	3,96,169	
	<u>Universalization of ICDS Scheme</u>				
31	12A01	ICDS Blocks Operational (Cumulative) {Number}	155	155	100
	<u>Functional Anganwadis</u>				
32	12B01	Anganwadis Functional (Cumulative) {Number}	27,314	27,125	99
	<u>No. of Urban poor families assisted under Seven Point Charter</u>				
33	14A01	Poor Families assisted {Number}	**	0	
	<u>Afforestation (Public and Forest Lands)</u>				
34	15A01	Area Covered under Plantation {Hectares}	6,505	6,845	105
35	15A02	Seedlings planted {Number}	42,28,000	44,50,000	105
	<u>Rural roads - PMGSY</u>				
36	17A01	Length of road constructed {Kilometer}	950	852	90
	<u>Energising pump sets</u>				
38	18D01	Pumps sets energized {Number}	1,50,000	12,656	8
	<u>Supply of Electricity</u>				
39	18E02	Electricity supplied {Million Units}	54,812	54,812	100

Note:

* - Target Not Received.

** - Non-Targetable.

NR - Not Reported

Very Good(90% or above of targets)

12A01, 12B01, 15A01, 15A02, 18E02

Good(Between 80% to 90% targets)

05A02, 05E02, 10A02, 17A01

Poor(Below 80% of targets)

01F01, 01F02, 01F03, 06A01, 06B01, 07A03, 07A04, 18D01

RAJASTHAN

Para. Sl. No.	Item Code	Item/Parameter Name {Units}	Target April 2017-March 2018	Achievement April 2017-March 2018	Percent Achievement
(2)	(3)	(4)	(5)	(6)	(6)/(5)
<u>Employment generation under the NREG Scheme</u>					
1	01A01	No. of job cards issued {Number}	**	95,97,712	
2	01A02	Employment generated {Number}	**	23,97,75,500	
3	01A03	Wages given {Rupees}	**	33,22,73,72,000	
<u>National Rural Livelihood Mission (NRLM)</u>					
4	01F01	Number of SHGs promoted (new and revived) during the financial year {Number}	11,760	22,590	192
5	01F02	Number of SHGs provided Revolving Fund (RF) during the financial year {Number}	9,650	11,421	118
6	01F03	Number of SHGs provided Community Investment Fund (CIF) during the financial year {Number}	7,270	8,069	111
<u>Distribution of waste land to the landless</u>					
7	03E01	Total Land Distributed {Hectare}	**	NR	
8	03E02	Land Distributed to SC {Hectare}	**	NR	
9	03E03	Land Distributed to ST {Hectare}	**	NR	
10	03E04	Land Distributed to Others {Hectare}	**	NR	
<u>Minimum Wages Enforcement (including Farm L</u>					
11	04B01	Agriculture and Farm Workers: Inspections made {Number}	**	NR	
12	04B02	Agriculture and Farm Workers: Irregularities detected {Number}	**	NR	
13	04B03	Agriculture and Farm Workers: Irregularities rectified {Number}	**	NR	
14	04B04	Agriculture and Farm Workers: Claims filed {Number}	**	NR	
15	04B05	Agriculture and Farm Workers: Claims settled {Number}	**	NR	
16	04B06	Agriculture and Farm Workers: Prosecution cases Pending {Number}	**	NR	
17	04B07	Agriculture and Farm Workers: Prosecution cases filed {Number}	**	NR	
18	04B08	Agriculture and Farm Workers: Prosecution cases decided {Number}	**	NR	
19	04B10	Agriculture and Farm Workers: Others {Number}	**	NR	
<u>Food security-Targeted Public Distribution system</u>					
20	05A02	Off take {Tonnes}	27,91,572	22,27,633	80
<u>Food Security:National Food Security Act(Normal)-NFSA</u>					
23	05E02	Off take {Tonnes}	27,91,572	22,27,633	80
<u>Food Security:National Food Security Act(Tide Over)-NFSA</u>					
24	05F02	Off take {Tonnes}	*	0	
<u>Rural Housing - Pradhan Mantri Awaas Yojana (U</u>					
25	06A01	Houses constructed {Number}	2,23,629	2,44,178	109
<u>EWS/LIG Houses in Urban Areas</u>					
26	06B01	Houses constructed {Number}	10,486	10,112	96
<u>Rural Areas: National Rural Drinking Water Pro</u>					
27	07A03	Partially Covered Habitations {Number}	1,139	1,841	162
28	07A04	Coverage of quality affected habitations {Number}	843	1,076	128
<u>Sanitation Programme in Rural Areas</u>					

RAJASTHAN

Para. Sl. No.	Item Code	Item/Parameter Name {Units}	Target April 2017-March 2018	Achievement April 2017-March 2018	Percent Achievement
(2)	(3)	(4)	(5)	(6)	(6)/(5)
29	08D01	Individual Household latrines constructed {Number}	**	21,29,631	
	<u>Institutional Delivery</u>				
30	08E01	Delivery in institutions {Number}	**	13,71,998	
	<u>SC Families assisted</u>				
31	10A02	SC families assisted under SCA to SCSP & NSFDC {Number}	11,264	19,483	173
	<u>SC families assisted - SC students assisted under p</u>				
32	10A03	SC students assisted under post matric scholarship {Number}	**	1,92,488	
	<u>Universalization of ICDS Scheme</u>				
33	12A01	ICDS Blocks Operational (Cumulative) {Number}	304	304	100
	<u>Functional Anganwadis</u>				
34	12B01	Anganwadis Functional (Cumulative) {Number}	62,010	61,044	98
35	<u>No. of Urban poor families assisted under Seven P</u>				
	14A01	Poor Families assisted {Number}	**	15,093	
36	<u>Afforestation (Public and Forest Lands)</u>				
	15A01	Area Covered under Plantation {Hectares}	42,000	43,873	104
37	15A02	Seedlings planted {Number}	2,73,00,000	3,00,66,500	110
	<u>Rural roads - PMGSY</u>				
38	17A01	Length of road constructed {Kilometer}	3,200	3,261	102
	<u>Deendyal Upadhyaya Gram Jyoti Yojana (DDUGJ)</u>				
39	18B01	Villages electrified {Number}	1	1	100
	<u>Energising pump sets</u>				
	18D01	Pumps sets energized {Number}	30,000	57,461	192
	<u>Supply of Electricity</u>				
	18E02	Electricity supplied {Million Units}	71,194	70,603	99

Note:

* - Target Not Received.

** - Non-Targetable.

NR - Not Reported

Very Good(90% or above of targets)

18E02

Poor(Below 80% of targets)

05A02, 05E02

SIKKIM

Para. Sl. No.	Item Code	Item/Parameter Name {Units}	Target April 2017- March 2018	Achievement April 2017- March 2018	Percent Achievement
(2)	(3)	(4)	(5)	(6)	(6)/(5)
<u>Employment generation under the NREG Scheme</u>					
1	01A01	No. of job cards issued {Number}	**	80,220	
2	01A02	Employment generated {Number}	**	33,22,134	
3	01A03	Wages given {Rupees}	**	3,33,00,000	
<u>National Rural Livelihood Mission (NRLM)</u>					
4	01F01	Number of SHGs promoted (new and revived) during the financial year {Number}	1,341	453	34
5	01F02	Number of SHGs provided Revolving Fund (RF) during the financial year {Number}	1,341	229	17
6	01F03	Number of SHGs provided Community Investment Fund (CIF) during the financial year {Number}	1,200	915	76
<u>Distribution of waste land to the landless</u>					
7	03E01	Total Land Distributed {Hectare}	**	NR	
8	03E02	Land Distributed to SC {Hectare}	**	0	
9	03E03	Land Distributed to ST {Hectare}	**	0	
10	03E04	Land Distributed to Others {Hectare}	**	0	
<u>Minimum Wages Enforcement (including Farm Labour)</u>					
11	04B01	Agriculture and Farm Workers: Inspections made {Number}	**	NR	
12	04B02	Agriculture and Farm Workers: Irregularities detected {Number}	**	NR	
13	04B03	Agriculture and Farm Workers: Irregularities rectified {Number}	**	NR	
14	04B04	Agriculture and Farm Workers: Claims filed {Number}	**	NR	
15	04B05	Agriculture and Farm Workers: Claims settled {Number}	**	NR	
16	04B06	Agriculture and Farm Workers: Prosecution cases Pending {Number}	**	NR	
17	04B07	Agriculture and Farm Workers: Prosecution cases filed {Number}	**	NR	
18	04B08	Agriculture and Farm Workers: Prosecution cases decided {Number}	**	NR	
19	04B10	Agriculture and Farm Workers: Others {Number}	**	NR	
<u>Food security-Targeted Public Distribution system (APL+BPL+AAAY)</u>					
20	05A02	Off take {Tonnes}	44,324	43,733	99
<u>Food Security:National Food Security Act(Normal)-NFSA</u>					
21	05E02	Off take {Tonnes}	26,375	26,376	100
<u>Food Security:National Food Security Act(Tide Over)-NFSA</u>					
22	05F02	Off take {Tonnes}	17,949	17,357	97
<u>Rural Housing - Pradhan Mantri Awaas Yojana (Grameen)</u>					
23	06A01	Houses constructed {Number}	*	427	
<u>EWS/LIG Houses in Urban Areas</u>					
24	06B01	Houses constructed {Number}	33	0	0
<u>Rural Areas: National Rural Drinking Water Programme (NRDWP)</u>					
25	07A03	Partially Covered Habitations {Number}	54	18	33
<u>Sanitation Programme in Rural Areas</u>					
27	08D01	Individual Household latrines constructed {Number}	**	0	
<u>Institutional Delivery</u>					

SIKKIM

Para. Sl. No.	Item Code	Item/Parameter Name {Units}	Target April 2017-March 2018	Achievement April 2017-March 2018	Percent Achievement
(2)	(3)	(4)	(5)	(6)	(6)/(5)
28	08E01	Delivery in institutions {Number}	**	7,184	
		<u>SC Families assisted</u>			
29	10A02	SC families assisted under SCA to SCSP & NSFDC {Number}	120	0	0
		<u>SC families assisted - SC students assisted under post matric scholarship</u>			
30	10A03	SC students assisted under post matric scholarship {Number}	**	0	
		<u>Universalization of ICDS Scheme</u>			
31	12A01	ICDS Blocks Operational (Cumulative) {Number}	13	13	100
		<u>Functional Anganwadis</u>			
32	12B01	Anganwadis Functional (Cumulative) {Number}	1,308	1,296	99
		<u>No. of Urban poor families assisted under Seven Point Charter</u>			
33	14A01	Poor Families assisted {Number}	**	0	
		<u>Afforestation (Public and Forest Lands)</u>			
34	15A01	Area Covered under Plantation {Hectares}	3,410	365	11
35	15A02	Seedlings planted {Number}	22,17,000	2,36,874	11
		<u>Rural roads - PMGSY</u>			
36	17A01	Length of road constructed {Kilometer}	400	419	105
		<u>Supply of Electricity</u>			
39	18E02	Electricity supplied {Million Units}	485	484	100

Note:

* - Target Not Received.

** - Non-Targetable.

NR - Not Reported

Very Good(90% or above of targets)

05A02, 05E02, 05F02, 12A01, 12B01, 17A01, 18E02

Poor(Below 80% of targets)

01F01, 01F02, 01F03, 06B01, 07A03, 10A02, 15A01, 15A02

TAMIL NADU

Para. Sl. No.	Item Code	Item/Parameter Name {Units}	Target April 2017- March 2018	Achievement April 2017- March 2018	Percent Achievement
(2)	(3)	(4)	(5)	(6)	(6)/(5)
<u>Employment generation under the NREG Scheme</u>					
1	01A01	No. of job cards issued {Number}	**	78,59,621	
2	01A02	Employment generated {Number}	**	23,88,79,000	
3	01A03	Wages given {Rupees}	**	35,77,36,11,000	
<u>National Rural Livelihood Mission (NRLM)</u>					
4	01F01	Number of SHGs promoted (new and revived) during the financial year {Number}	20,000	13,550	68
5	01F02	Number of SHGs provided Revolving Fund (RF) during the financial year {Number}	4,000	5,449	136
6	01F03	Number of SHGs provided Community Investment Fund (CIF) during the financial year {Number}	5,899	13,837	235
<u>Distribution of waste land to the landless</u>					
7	03E01	Total Land Distributed {Hectare}	**	0	
8	03E02	Land Distributed to SC {Hectare}	**	0	
9	03E03	Land Distributed to ST {Hectare}	**	0	
10	03E04	Land Distributed to Others {Hectare}	**	0	
<u>Minimum Wages Enforcement (including Farm Labour)</u>					
11	04B01	Agriculture and Farm Workers: Inspections made {Number}	**	1,66,064	
12	04B02	Agriculture and Farm Workers: Irregularities detected {Number}	**	208	
13	04B03	Agriculture and Farm Workers: Irregularities rectified {Number}	**	55	
14	04B04	Agriculture and Farm Workers: Claims filed {Number}	**	839	
15	04B05	Agriculture and Farm Workers: Claims settled {Number}	**	696	
16	04B06	Agriculture and Farm Workers: Prosecution cases Pending {Number}	**	1,647	
17	04B07	Agriculture and Farm Workers: Prosecution cases filed {Number}	**	38	
18	04B08	Agriculture and Farm Workers: Prosecution cases decided {Number}	**	49	
19	04B10	Agriculture and Farm Workers: Others {Number}	**	NR	
<u>Food security-Targeted Public Distribution system (APL+BPL+AAAY)</u>					
20	05A02	Off take {Tonnes}	36,77,752	40,67,097	111
<u>Food Security:National Food Security Act(Normal)-NFSA</u>					
21	05E02	Off take {Tonnes}	24,25,369	27,02,137	111
<u>Food Security:National Food Security Act(Tide Over)-NFSA</u>					
22	05F02	Off take {Tonnes}	12,52,383	13,64,961	109
<u>Rural Housing - Pradhan Mantri Awaas Yojana (Grameen)</u>					
23	06A01	Houses constructed {Number}	1,30,214	1,15,085	88
<u>EWS/LIG Houses in Urban Areas</u>					
24	06B01	Houses constructed {Number}	13,138	13,138	100
<u>Rural Areas: National Rural Drinking Water Programme (NRDWP)</u>					
25	07A03	Partially Covered Habitations {Number}	3,962	2,199	56
26	07A04	Coverage of quality affected habitations {Number}	247	29	12
<u>Sanitation Programme in Rural Areas</u>					

TAMIL NADU

Para. Sl. No.	Item Code	Item/Parameter Name {Units}	Target April 2017- March 2018	Achievement April 2017- March 2018	Percent Achievement
(2)	(3)	(4)	(5)	(6)	(6)/(5)
27	08D01	Individual Household latrines constructed {Number}	**	22,06,026	
<u>Institutional Delivery</u>					
28	08E01	Delivery in institutions {Number}	**	8,99,338	
<u>SC Families assisted</u>					
29	10A02	SC families assisted under SCA to SCSP & NSFDC {Number}	13,129	23,260	177
<u>SC families assisted - SC students assisted under post matric scholarship</u>					
30	10A03	SC students assisted under post matric scholarship {Number}	**	4,25,273	
<u>Universalization of ICDS Scheme</u>					
31	12A01	ICDS Blocks Operational (Cumulative) {Number}	434	434	100
<u>Functional Anganwadis</u>					
32	12B01	Anganwadis Functional (Cumulative) {Number}	54,439	54,439	100
<u>No. of Urban poor families assisted under Seven Point Charter</u>					
33	14A01	Poor Families assisted {Number}	**	7,216	
<u>Afforestation (Public and Forest Lands)</u>					
34	15A01	Area Covered under Plantation {Hectares}	61,865	33,147	54
35	15A02	Seedlings planted {Number}	4,02,12,000	2,15,45,888	54
<u>Rural roads - PMGSY</u>					
36	17A01	Length of road constructed {Kilometer}	1,500	1,612	107
<u>Energising pump sets</u>					
38	18D01	Pumps sets energized {Number}	10,000	30,835	308
<u>Supply of Electricity</u>					
39	18E02	Electricity supplied {Million Units}	1,06,006	1,05,839	100

Note:

* - Target Not Received.

** - Non-Targetable.

NR - Not Reported

Very Good(90% or above of targets)

01F02, 01F03, 05A02, 05E02, 05F02, 06B01, 10A02, 12A01, 12B01, 17A01, 18D01, 18E02

Good(Between 80% to 90% targets)

06A01

Poor(Below 80% of targets)

01F01, 07A03, 07A04, 15A01, 15A02

TELANGANA

Para. Sl. No.	Item Code	Item/Parameter Name {Units}	Target April 2017- March 2018	Achievement April 2017- March 2018	Percent Achievement
(2)	(3)	(4)	(5)	(6)	(6)/(5)
<u>Employment generation under the NREG Scheme</u>					
1	01A01	No. of job cards issued {Number}	**	1,54,368	
2	01A02	Employment generated {Number}	**	11,17,28,000	
3	01A03	Wages given {Rupees}	**	15,89,44,59,000	
<u>National Rural Livelihood Mission (NRLM)</u>					
4	01F01	Number of SHGs promoted (new and revived) during the financial year {Number}	*	0	
5	01F02	Number of SHGs provided Revolving Fund (RF) during the financial year {Number}	800	0	0
6	01F03	Number of SHGs provided Community Investment Fund (CIF) during the financial year {Number}	800	0	0
<u>Distribution of waste land to the landless</u>					
7	03E01	Total Land Distributed {Hectare}	**	1,478	
8	03E02	Land Distributed to SC {Hectare}	**	1,478	
9	03E03	Land Distributed to ST {Hectare}	**	0	
10	03E04	Land Distributed to Others {Hectare}	**	0	
<u>Minimum Wages Enforcement (including Farm Labour)</u>					
11	04B01	Agriculture and Farm Workers: Inspections made {Number}	**	NR	
12	04B02	Agriculture and Farm Workers: Irregularities detected {Number}	**	NR	
13	04B03	Agriculture and Farm Workers: Irregularities rectified {Number}	**	NR	
14	04B04	Agriculture and Farm Workers: Claims filed {Number}	**	NR	
15	04B05	Agriculture and Farm Workers: Claims settled {Number}	**	NR	
16	04B06	Agriculture and Farm Workers: Prosecution cases Pending {Number}	**	NR	
17	04B07	Agriculture and Farm Workers: Prosecution cases filed {Number}	**	NR	
18	04B08	Agriculture and Farm Workers: Prosecution cases decided {Number}	**	NR	
19	04B10	Agriculture and Farm Workers: Others {Number}	**	NR	
<u>Food security-Targeted Public Distribution system (APL+BPL+AAAY)</u>					
20	05A02	Off take {Tonnes}	13,38,000	13,26,452	99
<u>Food Security:National Food Security Act(Normal)-NFSA</u>					
21	05E02	Off take {Tonnes}	12,96,051	13,14,745	101
<u>Food Security:National Food Security Act(Tide Over)-NFSA</u>					
22	05F02	Off take {Tonnes}	41,949	11,708	28
<u>Rural Housing - Pradhan Mantri Awaas Yojana (Grameen)</u>					
23	06A01	Houses constructed {Number}	19,715	0	0
<u>EWS/LIG Houses in Urban Areas</u>					
24	06B01	Houses constructed {Number}	9,883	5,556	56
<u>Rural Areas: National Rural Drinking Water Programme (NRDWP)</u>					
25	07A03	Partially Covered Habitations {Number}	998	214	21
26	07A04	Coverage of quality affected habitations {Number}	126	1,028	816
<u>Sanitation Programme in Rural Areas</u>					

TELANGANA

Para. Sl. No.	Item Code	Item/Parameter Name {Units}	Target April 2017-March 2018	Achievement April 2017-March 2018	Percent Achievement
(2)	(3)	(4)	(5)	(6)	(6)/(5)
27	08D01	Individual Household latrines constructed {Number}	**	15,54,458	
<u>Institutional Delivery</u>					
28	08E01	Delivery in institutions {Number}	**	5,50,538	
<u>SC Families assisted</u>					
29	10A02	SC families assisted under SCA to SCSP & NSFDC {Number}	4,096	28,773	702
<u>SC families assisted - SC students assisted under post matric scholarship</u>					
30	10A03	SC students assisted under post matric scholarship {Number}	**	2,12,706	
<u>Universalization of ICDS Scheme</u>					
31	12A01	ICDS Blocks Operational (Cumulative) {Number}	149	149	100
<u>Functional Anganwadis</u>					
32	12B01	Anganwadis Functional (Cumulative) {Number}	35,700	35,612	100
<u>No. of Urban poor families assisted under Seven Point Charter</u>					
33	14A01	Poor Families assisted {Number}	**	17,790	
<u>Afforestation (Public and Forest Lands)</u>					
34	15A01	Area Covered under Plantation {Hectares}	1,58,520	4,89,673	309
35	15A02	Seedlings planted {Number}	10,30,38,000	34,07,94,000	331
<u>Rural roads - PMGSY</u>					
36	17A01	Length of road constructed {Kilometer}	400	303	76
<u>Energising pump sets</u>					
38	18D01	Pumps sets energized {Number}	25,148	82,934	330
<u>Supply of Electricity</u>					
39	18E02	Electricity supplied {Million Units}	60,319	60,235	100

Note:

* - Target Not Received.

** - Non-Targetable.

NR - Not Reported

Very Good(90% or above of targets)

05A02, 05E02, 07A04, 10A02, 12A01, 12B01, 15A01, 15A02, 18D01, 18E02

Poor(Below 80% of targets)

01F02, 01F03, 05F02, 06A01, 06B01, 07A03, 17A01

TRIPURA

Para. Sl. No.	Item Code	Item/Parameter Name {Units}	Target April 2017- March 2018	Achievement April 2017- March 2018	Percent Achievement
(2)	(3)	(4)	(5)	(6)	(6)/(5)
<u>Employment generation under the NREG Scheme</u>					
1	01A01	No. of job cards issued {Number}	**	NR	
2	01A02	Employment generated {Number}	**	NR	
3	01A03	Wages given {Rupees}	**	NR	
<u>National Rural Livelihood Mission (NRLM)</u>					
4	01F01	Number of SHGs promoted (new and revived) during the financial year {Number}	1,505	1,587	105
5	01F02	Number of SHGs provided Revolving Fund (RF) during the financial year {Number}	1,828	1,599	87
6	01F03	Number of SHGs provided Community Investment Fund (CIF) during the financial year {Number}	1,046	1,182	113
<u>Distribution of waste land to the landless</u>					
7	03E01	Total Land Distributed {Hectare}	**	NR	
8	03E02	Land Distributed to SC {Hectare}	**	NR	
9	03E03	Land Distributed to ST {Hectare}	**	NR	
10	03E04	Land Distributed to Others {Hectare}	**	NR	
<u>Minimum Wages Enforcement (including Farm Labour)</u>					
11	04B01	Agriculture and Farm Workers: Inspections made {Number}	**	NR	
12	04B02	Agriculture and Farm Workers: Irregularities detected {Number}	**	NR	
13	04B03	Agriculture and Farm Workers: Irregularities rectified {Number}	**	NR	
14	04B04	Agriculture and Farm Workers: Claims filed {Number}	**	0	
15	04B05	Agriculture and Farm Workers: Claims settled {Number}	**	0	
16	04B06	Agriculture and Farm Workers: Prosecution cases Pending {Number}	**	NR	
17	04B07	Agriculture and Farm Workers: Prosecution cases filed {Number}	**	NR	
18	04B08	Agriculture and Farm Workers: Prosecution cases decided {Number}	**	NR	
19	04B10	Agriculture and Farm Workers: Others {Number}	**	NR	
<u>Food security-Targeted Public Distribution system (APL+BPL+AAAY)</u>					
20	05A02	Off take {Tonnes}	2,71,000	2,77,918	103
<u>Food Security:National Food Security Act(Normal)-NFSA</u>					
21	05E02	Off take {Tonnes}	1,65,133	1,70,775	103
<u>Food Security:National Food Security Act(Tide Over)-NFSA</u>					
22	05F02	Off take {Tonnes}	1,05,867	1,07,143	101
<u>Rural Housing - Pradhan Mantri Awaas Yojana (Grameen)</u>					
23	06A01	Houses constructed {Number}	1,259	3,183	253
<u>EWS/LIG Houses in Urban Areas</u>					
24	06B01	Houses constructed {Number}			
<u>Rural Areas: National Rural Drinking Water Programme (NRDWP)</u>					
25	07A03	Partially Covered Habitations {Number}	56	17	30
26	07A04	Coverage of quality affected habitations {Number}	368	51	14
<u>Sanitation Programme in Rural Areas</u>					

TRIPURA

Para. Sl. No.	Item Code	Item/Parameter Name {Units}	Target April 2017- March 2018	Achievement April 2017- March 2018	Percent Achievement
(2)	(3)	(4)	(5)	(6)	(6)/(5)
27	08D01	Individual Household latrines constructed {Number}	**	33,551	
	<u>Institutional Delivery</u>				
28	08E01	Delivery in institutions {Number}	**	NR	
	<u>SC Families assisted</u>				
29	10A02	SC families assisted under SCA to SCSP & NSFDC {Number}	1,806	0	0
	<u>SC families assisted - SC students assisted under post matric scholarship</u>				
30	10A03	SC students assisted under post matric scholarship {Number}	**	0	
	<u>Universalization of ICDS Scheme</u>				
31	12A01	ICDS Blocks Operational (Cumulative) {Number}	56	56	100
	<u>Functional Anganwadis</u>				
32	12B01	Anganwadis Functional (Cumulative) {Number}	10,145	10,145	100
	<u>No. of Urban poor families assisted under Seven Point Charter</u>				
33	14A01	Poor Families assisted {Number}	**	0	
	<u>Afforestation (Public and Forest Lands)</u>				
34	15A01	Area Covered under Plantation {Hectares}	11,675	4,858	42
35	15A02	Seedlings planted {Number}	75,89,000	31,58,000	42
	<u>Rural roads - PMGSY</u>				
36	17A01	Length of road constructed {Kilometer}	650	313	48
	<u>Supply of Electricity</u>				
39	18E02	Electricity supplied {Million Units}	2,602	2,553	98

Note:

* - Target Not Received.

** - Non-Targetable.

NR - Not Reported

Very Good(90% or above of targets)

01F01, 01F03, 05A02, 05E02, 05F02, 06A01, 12A01, 12B01, 18E02

Good(Between 80% to 90% targets)

01F02

Poor(Below 80% of targets)

07A03, 07A04, 10A02, 15A01, 15A02, 17A01

UTTARAKHAND

Para. Sl. No.	Item Code	Item/Parameter Name {Units}	Target April 2017- March 2018	Achievement April 2017- March 2018	Percent Achievement
(2)	(3)	(4)	(5)	(6)	(6)/(5)
<u>Employment generation under the NREG Scheme</u>					
1	01A01	No. of job cards issued {Number}	**	40,221	
2	01A02	Employment generated {Number}	**	2,23,29,000	
3	01A03	Wages given {Rupees}	**	4,14,70,25,000	
<u>National Rural Livelihood Mission (NRLM)</u>					
4	01F01	Number of SHGs promoted (new and revived) during the financial year {Number}	7050	6,846	97
5	01F02	Number of SHGs provided Revolving Fund (RF) during the financial year {Number}	5500	5,233	95
6	01F03	Number of SHGs provided Community Investment Fund (CIF) during the financial year {Number}	1500	1,572	105
<u>Distribution of waste land to the landless</u>					
7	03E01	Total Land Distributed {Hectare}	**	0	
8	03E02	Land Distributed to SC {Hectare}	**	0	
9	03E03	Land Distributed to ST {Hectare}	**	0	
10	03E04	Land Distributed to Others {Hectare}	**	0	
<u>Minimum Wages Enforcement (including Farm Labour)</u>					
11	04B01	Agriculture and Farm Workers: Inspections made {Number}	**	NR	
12	04B02	Agriculture and Farm Workers: Irregularities detected {Number}	**	NR	
13	04B03	Agriculture and Farm Workers: Irregularities rectified {Number}	**	NR	
14	04B04	Agriculture and Farm Workers: Claims filed {Number}	**	NR	
15	04B05	Agriculture and Farm Workers: Claims settled {Number}	**	NR	
16	04B06	Agriculture and Farm Workers: Prosecution cases Pending {Number}	**	NR	
17	04B07	Agriculture and Farm Workers: Prosecution cases filed {Number}	**	NR	
18	04B08	Agriculture and Farm Workers: Prosecution cases decided {Number}	**	NR	
19	04B10	Agriculture and Farm Workers: Others {Number}	**	NR	
<u>Food security-Targeted Public Distribution system (APL+BPL+AAAY)</u>					
20	05A02	Off take {Tonnes}	503000	5,13,913	102
<u>Food Security:National Food Security Act(Normal)-NFSA</u>					
21	05E02	Off take {Tonnes}	401458	4,15,922	104
<u>Food Security:National Food Security Act(Tide Over)-NFSA</u>					
22	05F02	Off take {Tonnes}	101542	97,991	97
<u>Rural Housing - Pradhan Mantri Awaas Yojana (Grameen)</u>					
23	06A01	Houses constructed {Number}	4915	6,937	141
<u>EWS/LIG Houses in Urban Areas</u>					
24	06B01	Houses constructed {Number}	1772	0	0
<u>Rural Areas: National Rural Drinking Water Programme (NRDWP)</u>					
25	07A03	Partially Covered Habitations {Number}	664	472	71
26	07A04	Coverage of quality affected habitations {Number}	4	1	25
<u>Sanitation Programme in Rural Areas</u>					

UTTARAKHAND

Para. Sl. No.	Item Code	Item/Parameter Name {Units}	Target April 2017-March 2018	Achievement April 2017-March 2018	Percent Achievement
(2)	(3)	(4)	(5)	(6)	(6)/(5)
27	08D01	Individual Household latrines constructed {Number}	**	43,084	
	<u>Institutional Delivery</u>				
28	08E01	Delivery in institutions {Number}	**	1,13,399	
	<u>SC Families assisted</u>				
29	10A02	SC families assisted under SCA to SCSP & NSFDC {Number}	1459	1,482	102
	<u>SC families assisted - SC students assisted under post matric scholarship</u>				
30	10A03	SC students assisted under post matric scholarship {Number}	**	69,504	
	<u>Universalization of ICDS Scheme</u>				
31	12A01	ICDS Blocks Operational (Cumulative) {Number}	105	105	100
	<u>Functional Anganwadis</u>				
32	12B01	Anganwadis Functional (Cumulative) {Number}	20067	19,903	99
	<u>No. of Urban poor families assisted under Seven Point Charter</u>				
33	14A01	Poor Families assisted {Number}	**	0	
	<u>Afforestation (Public and Forest Lands)</u>				
34	15A01	Area Covered under Plantation {Hectares}	18785	21,397	114
35	15A02	Seedlings planted {Number}	12210000	1,89,07,000	155
	<u>Rural roads - PMGSY</u>				
36	17A01	Length of road constructed {Kilometer}	1500	1,839	123
	<u>Deendyal Upadhyaya Gram Jyoti Yojana (DDUGJY)</u>				
37	18B01	Villages electrified {Number}	58	43	74
	<u>Energising pump sets</u>				
38	18D01	Pumps sets energized {Number}	700	1,785	255
	<u>Supply of Electricity</u>				
39	18E02	Electricity supplied {Million Units}	13457	13,426	100

Note:

* - Target Not Received.

** - Non-Targetable.

NR - Not Reported

Very Good(90% or above of targets)

01F01, 01F02, 01F03, 05A02, 05E02, 05F02, 06A01, 10A02, 12A01, 12B01, 15A01, 15A02, 17A01, 18D01, 18E02

Poor(Below 80% of targets)

06B01, 07A03, 07A04, 18B01

UTTAR PRADESH

Para. Sl. No.	Item Code	Item/Parameter Name {Units}	Target April 2017- March 2018	Achievement April 2017- March 2018	Percent Achievement
(2)	(3)	(4)	(5)	(6)	(6)/(5)
<u>Employment generation under the NREG Scheme</u>					
1	01A01	No. of job cards issued {Number}	**	0	
2	01A02	Employment generated {Number}	**	18,21,49,000	
3	01A03	Wages given {Rupees}	**	32,18,89,87,000	
<u>National Rural Livelihood Mission (NRLM)</u>					
4	01F01	Number of SHGs promoted (new and revived) during the financial year {Number}	48,680	37,417	77
5	01F02	Number of SHGs provided Revolving Fund (RF) during the financial year {Number}	40,460	20,991	52
6	01F03	Number of SHGs provided Community Investment Fund (CIF) during the financial year {Number}	29,120	18,510	64
<u>Distribution of waste land to the landless</u>					
7	03E01	Total Land Distributed {Hectare}	**	1771	
8	03E02	Land Distributed to SC {Hectare}	**	596	
9	03E03	Land Distributed to ST {Hectare}	**	2	
10	03E04	Land Distributed to Others {Hectare}	**	1,173	
<u>Minimum Wages Enforcement (including Farm Labour)</u>					
11	04B01	Agriculture and Farm Workers: Inspections made {Number}	**	NR	
12	04B02	Agriculture and Farm Workers: Irregularities detected {Number}	**	NR	
13	04B03	Agriculture and Farm Workers: Irregularities rectified {Number}	**	NR	
14	04B04	Agriculture and Farm Workers: Claims filed {Number}	**	NR	
15	04B05	Agriculture and Farm Workers: Claims settled {Number}	**	NR	
16	04B06	Agriculture and Farm Workers: Prosecution cases Pending {Number}	**	NR	
17	04B07	Agriculture and Farm Workers: Prosecution cases filed {Number}	**	NR	
18	04B08	Agriculture and Farm Workers: Prosecution cases decided {Number}	**	NR	
19	04B10	Agriculture and Farm Workers: Others {Number}	**	NR	
<u>Food security-Targeted Public Distribution system (APL+BPL+AAAY)</u>					
20	05A02	Off take {Tonnes}	97,25,820	96,08,004	99
<u>Food Security:National Food Security Act(Normal)-NFSA</u>					
21	05E02	Off take {Tonnes}	97,25,820	96,08,004	99
<u>Food Security:National Food Security Act(Tide Over)-NFSA</u>					
22	05F02	Off take {Tonnes}	*	0	
<u>Rural Housing - Pradhan Mantri Awaas Yojana (Grameen)</u>					
23	06A01	Houses constructed {Number}	3,96,594	7,73,037	195
<u>EWS/LIG Houses in Urban Areas</u>					
24	06B01	Houses constructed {Number}	18,197	13,514	74
<u>Rural Areas: National Rural Drinking Water Programme (NRDWP)</u>					
25	07A03	Partially Covered Habitations {Number}	1,431	1	0
26	07A04	Coverage of quality affected habitations {Number}	211	0	0
<u>Sanitation Programme in Rural Areas</u>					

UTTAR PRADESH

Para. Sl. No.	Item Code	Item/Parameter Name {Units}	Target April 2017-March 2018	Achievement April 2017-March 2018	Percent Achievement
(2)	(3)	(4)	(5)	(6)	(6)/(5)
27	08D01	Individual Household latrines constructed {Number}	**	57,11,552	
	<u>Institutional Delivery</u>				
28	08E01	Delivery in institutions {Number}	**	34,32,389	
	<u>SC Families assisted</u>				
29	10A02	SC families assisted under SCA to SCSP & NSFDC {Number}	36,565	24,313	66
	<u>SC families assisted - SC students assisted under post matric scholarship</u>				
30	10A03	SC students assisted under post matric scholarship {Number}	**	1,68,742	
	<u>Universalization of ICDS Scheme</u>				
31	12A01	ICDS Blocks Operational (Cumulative) {Number}	897	896	100
	<u>Functional Anganwadis</u>				
32	12B01	Anganwadis Functional (Cumulative) {Number}	1,90,145	1,88,081	99
33	<u>No. of Urban poor families assisted under Seven Point Charter</u>				
	14A01	Poor Families assisted {Number}	**	2419	
34	<u>Afforestation (Public and Forest Lands)</u>				
	15A01	Area Covered under Plantation {Hectares}	1,00,705	51,513	51
35	15A02	Seedlings planted {Number}	6,54,58,000	5,89,91,664	90
	<u>Rural roads - PMGSY</u>				
36	17A01	Length of road constructed {Kilometer}	4,500	4106	91
	<u>Deendyal Upadhyaya Gram Jyoti Yojana (DDUGJY)</u>				
37	18B01	Villages electrified {Number}	9	9	100
	<u>Energising pump sets</u>				
38	18D01	Pumps sets energized {Number}	22,058	24,919	113
	<u>Supply of Electricity</u>				
39	18E02	Electricity supplied {Million Units}	1,20,052	1,18,303	99

Note:

* - Target Not Received.

** - Non-Targetable.

NR - Not Reported

Very Good(90% or above of targets)

05A02, 05E02, 06A01, 12A01, 12B01, 15A02, 17A01, 18B01, 18D01, 18E02

Poor(Below 80% of targets)

01F01, 01F02, 01F03, 06B01, 07A03, 07A04, 10A02, 15A01

WEST BENGAL

Para. Sl. No.	Item Code	Item/Parameter Name {Units}	Target April 2017-March 2018	Achievement April 2017-March 2018	Percent Achievement
(2)	(3)	(4)	(5)	(6)	(6)/(5)
<u>Employment generation under the NREG Scheme</u>					
1	01A01	No. of job cards issued {Number}	**	0	
2	01A02	Employment generated {Number}	**	31,25,56,000	
3	01A03	Wages given {Rupees}	**	63,97,99,46,000	
<u>National Rural Livelihood Mission (NRLM)</u>					
4	01F01	Number of SHGs promoted (new and revived) during the financial year {Number}	19,640	191243	974
5	01F02	Number of SHGs provided Revolving Fund (RF) during the financial year {Number}	34,025	73,333	216
6	01F03	Number of SHGs provided Community Investment Fund (CIF) during the financial year {Number}	24,000	39,926	166
<u>Distribution of waste land to the landless</u>					
7	03E01	Total Land Distributed {Hectare}	**	333	
8	03E02	Land Distributed to SC {Hectare}	**	177	
9	03E03	Land Distributed to ST {Hectare}	**	27	
10	03E04	Land Distributed to Others {Hectare}	**	128	
<u>Minimum Wages Enforcement (including Farm Labour)</u>					
11	04B01	Agriculture and Farm Workers: Inspections made {Number}	**	1614	
12	04B02	Agriculture and Farm Workers: Irregularities detected {Number}	**	5527	
13	04B03	Agriculture and Farm Workers: Irregularities rectified {Number}	**	1428	
14	04B04	Agriculture and Farm Workers: Claims filed {Number}	**	27	
15	04B05	Agriculture and Farm Workers: Claims settled {Number}	**	0	
16	04B06	Agriculture and Farm Workers: Prosecution cases Pending {Number}	**	2,197	
17	04B07	Agriculture and Farm Workers: Prosecution cases filed {Number}	**	819	
18	04B08	Agriculture and Farm Workers: Prosecution cases decided {Number}	**	665	
19	04B10	Agriculture and Farm Workers: Others {Number}	**	0	
<u>Food security-Targeted Public Distribution system (APL+BPL+AAAY)</u>					
20	05A02	Off take {Tonnes}	39,66,197	37,89,799	96
<u>Food Security:National Food Security Act(Normal)-NFSA</u>					
21	05E02	Off take {Tonnes}	39,66,197	37,89,799	96
<u>Food Security:National Food Security Act(Tide Over)-NFSA</u>					
22	05F02	Off take {Tonnes}	*	0	
<u>Rural Housing - Pradhan Mantri Awaas Yojana (Grameen)</u>					
23	06A01	Houses constructed {Number}	3,74,629	5,58,588	149
<u>EWS/LIG Houses in Urban Areas</u>					
24	06B01	Houses constructed {Number}	13,194	1,06,279	806
<u>Rural Areas: National Rural Drinking Water Programme (NRDWP)</u>					
25	07A03	Partially Covered Habitations {Number}	4,616	1,094	24
26	07A04	Coverage of quality affected habitations {Number}	960	1,921	200
<u>Sanitation Programme in Rural Areas</u>					

WEST BENGAL

Para. Sl. No.	Item Code	Item/Parameter Name {Units}	Target April 2017- March 2018	Achievement April 2017- March 2018	Percent Achievement
(2)	(3)	(4)	(5)	(6)	(6)/(5)
27	08D01	Individual Household latrines constructed {Number}	**	10,06,495	
	<u>Institutional Delivery</u>				
28	08E01	Delivery in institutions {Number}	**	12,59,783	
	<u>SC Families assisted</u>				
29	10A02	SC families assisted under SCA to SCSP & NSFDC {Number}	19,974	23,511	118
	<u>SC families assisted - SC students assisted under post matric scholarship</u>				
30	10A03	SC students assisted under post matric scholarship {Number}	**	6,18,647	
	<u>Universalization of ICDS Scheme</u>				
31	12A01	ICDS Blocks Operational (Cumulative) {Number}	576	576	100
	<u>Functional Anganwadis</u>				
32	12B01	Anganwadis Functional (Cumulative) {Number}	1,19,481	1,15,318	97
	<u>No. of Urban poor families assisted under Seven Point Charter</u>				
33	14A01	Poor Families assisted {Number}	**	7,01,662	
	<u>Afforestation (Public and Forest Lands)</u>				
34	15A01	Area Covered under Plantation {Hectares}	7,490	10,653	142
35	15A02	Seedlings planted {Number}	48,69,000	4,29,68,598	882
	<u>Rural roads - PMGSY</u>				
36	17A01	Length of road constructed {Kilometer}	3,500	3213	92
	<u>Deendyal Upadhyaya Gram Jyoti Yojana (DDUGJY)</u>				
37	18B01	Villages electrified {Number}	5	5	100
	<u>Energising pump sets</u>				
38	18D01	Pumps sets energized {Number}	422	2,018	478
	<u>Supply of Electricity</u>				
39	18E02	Electricity supplied {Million Units}	50,760	50,569	100

Note:

* - Target Not Received.

** - Non-Targetable.

NR - Not Reported

Very Good(90% or above of targets)

01F01, 01F02, 01F03, 05A02, 05E02, 06A01, 06B01, 07A04, 10A02, 12A01, 12B01, 15A01, 15A02, 17A01, 18B01, 18D01, 18E02

Poor(Below 80% of targets)

07A03

ANDAMAN AND NICOBAR ISLANDS

Para. Sl. No.	Item Code	Item/Parameter Name {Units}	Target April 2017- March 2018	Achievement April 2017- March 2018	Percent Achievement
(2)	(3)	(4)	(5)	(6)	(6)/(5)
<u>Employment generation under the NREG Scheme</u>					
1	01A01	No. of job cards issued {Number}	**	55	
2	01A02	Employment generated {Number}	**	57,233	
3	01A03	Wages given {Rupees}	**	2,22,30,000	
<u>National Rural Livelihood Mission (NRLM)</u>					
4	01F01	Number of SHGs promoted (new and revived) during the financial year {Number}	*	-	
5	01F02	Number of SHGs provided Revolving Fund (RF) during the financial year {Number}	*	-	
6	01F03	Number of SHGs provided Community Investment Fund (CIF) during the financial year {Number}	*	-	
<u>Distribution of waste land to the landless</u>					
7	03E01	Total Land Distributed {Hectare}	**	NR	
8	03E02	Land Distributed to SC {Hectare}	**	NR	
9	03E03	Land Distributed to ST {Hectare}	**	NR	
10	03E04	Land Distributed to Others {Hectare}	**	NR	
<u>Minimum Wages Enforcement (including Farm Labour)</u>					
11	04B01	Agriculture and Farm Workers: Inspections made {Number}	**	NR	
12	04B02	Agriculture and Farm Workers: Irregularities detected {Number}	**	NR	
13	04B03	Agriculture and Farm Workers: Irregularities rectified {Number}	**	NR	
14	04B04	Agriculture and Farm Workers: Claims filed {Number}	**	NR	
15	04B05	Agriculture and Farm Workers: Claims settled {Number}	**	NR	
16	04B06	Agriculture and Farm Workers: Prosecution cases Pending {Number}	**	NR	
17	04B07	Agriculture and Farm Workers: Prosecution cases filed {Number}	**	NR	
18	04B08	Agriculture and Farm Workers: Prosecution cases decided {Number}	**	NR	
19	04B10	Agriculture and Farm Workers: Others {Number}	**	NR	
<u>Food security-Targeted Public Distribution system (APL+BPL+AAAY)</u>					
20	05A02	Off take {Tonnes}	29,557	16,340	55
<u>Food Security:National Food Security Act(Normal)-NFSA</u>					
21	05E02	Off take {Tonnes}	3,992	1792	45
<u>Food Security:National Food Security Act(Tide Over)-NFSA</u>					
22	05F02	Off take {Tonnes}	25,565	14,548	57
<u>Rural Housing - Pradhan Mantri Awaas Yojana (Grameen)</u>					
23	06A01	Houses constructed {Number}	262	0	0
<u>Rural Areas: National Rural Drinking Water Programme (NRDWP)</u>					
25	07A03	Partially Covered Habitations {Number}	5	0	0
<u>Sanitation Programme in Rural Areas</u>					
27	08D01	Individual Household latrines constructed {Number}	**	17,556	
<u>Institutional Delivery</u>					
28	08E01	Delivery in institutions {Number}	**	1,013	
<u>Universalization of ICDS Scheme</u>					

ANDAMAN AND NICOBAR ISLANDS

Para. Sl. No.	Item Code	Item/Parameter Name {Units}	Target April 2017- March 2018	Achievement April 2017- March 2018	Percent Achievement
(2)	(3)	(4)	(5)	(6)	(6)/(5)
31	12A01	ICDS Blocks Operational (Cumulative) {Number}	5	5	100
		<u>Functional Anganwadis</u>			
32	12B01	Anganwadis Functional (Cumulative) {Number}	720	720	100
		<u>No. of Urban poor families assisted under Seven Point Charter</u>			
33	14A01	Poor Families assisted {Number}	**	0	
		<u>Afforestation (Public and Forest Lands)</u>			
34	15A01	Area Covered under Plantation {Hectares}	1,205	713	59
35	15A02	Seedlings planted {Number}	7,83,000	1,62,372	21
		<u>Rural roads - PMGSY</u>			
36	17A01	Length of road constructed {Kilometer}	*	-	
		<u>Supply of Electricity</u>			
39	18E02	Electricity supplied {Million Units}	328	299	91

Note:

* - Target Not Received.

** - Non-Targetable.

NR - Not Reported

Very Good(90% or above of targets)

12A01, 12B01

Good(Between 80% to 90% targets)

18E02

Poor(Below 80% of targets)

01F01, 01F02, 01F03, 05A02, 05E02, 05F02, 06A01, 07A03, 15A01, 15A02

CHANDIGARH

Para. Sl. No.	Item Code	Item/Parameter Name {Units}	Target April 2017-March 2018	Achievement April 2017-March 2018	Percent Achievement
(2)	(3)	(4)	(5)	(6)	(6)/(5)
<u>Employment generation under the NREG Scheme</u>					
1	01A01	No. of job cards issued {Number}	**	-	
2	01A02	Employment generated {Number}	**	-	
3	01A03	Wages given {Rupees}	**	-	
<u>Distribution of waste land to the landless</u>					
7	03E01	Total Land Distributed {Hectare}	**	-	
8	03E02	Land Distributed to SC {Hectare}	**	-	
9	03E03	Land Distributed to ST {Hectare}	**	-	
10	03E04	Land Distributed to Others {Hectare}	**	-	
<u>Minimum Wages Enforcement (including Farm Labour)</u>					
11	04B01	Agriculture and Farm Workers: Inspections made {Number}	**	106	
12	04B02	Agriculture and Farm Workers: Irregularities detected {Number}	**	53	
13	04B03	Agriculture and Farm Workers: Irregularities rectified {Number}	**	2	
14	04B04	Agriculture and Farm Workers: Claims filed {Number}	**	7	
15	04B05	Agriculture and Farm Workers: Claims settled {Number}	**	1	
16	04B06	Agriculture and Farm Workers: Prosecution cases Pending {Number}	**	25	
17	04B07	Agriculture and Farm Workers: Prosecution cases filed {Number}	**	20	
18	04B08	Agriculture and Farm Workers: Prosecution cases decided {Number}	**	2	
19	04B10	Agriculture and Farm Workers: Others {Number}	**	0	
<u>Food security-Targeted Public Distribution system (APL+BPL+AAY)</u>					
20	05A02	Off take {Tonnes}	*	0	
<u>Food Security:National Food Security Act(Normal)-NFSA</u>					
21	05E02	Off take {Tonnes}	*	0	
<u>Food Security:National Food Security Act(Tide Over)-NFSA</u>					
22	05F02	Off take {Tonnes}	*	0	
<u>EWS/LIG Houses in Urban Areas</u>					
24	06B01	Houses constructed {Number}	4,960	0	0
<u>Sanitation Programme in Rural Areas</u>					
27	08D01	Individual Household latrines constructed {Number}	**	0	
<u>Institutional Delivery</u>					
28	08E01	Delivery in institutions {Number}	**	29,243	
<u>SC Families assisted</u>					
29	10A02	SC families assisted under SCA to SCSP & NSFDC {Number}	418	1467	351
<u>SC families assisted - SC students assisted under post matric scholarship</u>					
30	10A03	SC students assisted under post matric scholarship {Number}	**	NR	
<u>Universalization of ICDS Scheme</u>					
31	12A01	ICDS Blocks Operational (Cumulative) {Number}	3	3	100
<u>Functional Anganwadis</u>					
32	12B01	Anganwadis Functional (Cumulative) {Number}	500	450	90

CHANDIGARH

Para. Sl. No.	Item Code	Item/Parameter Name {Units}	Target April 2017-March 2018	Achievement April 2017-March 2018	Percent Achievement
(2)	(3)	(4)	(5)	(6)	(6)/(5)
<u>No. of Urban poor families assisted under Seven Point Charter</u>					
33	14A01	Poor Families assisted {Number}	**	588	
<u>Afforestation (Public and Forest Lands)</u>					
34	15A01	Area Covered under Plantation {Hectares}	155	176	114
35	15A02	Seedlings planted {Number}	1,01,000	1,23,086	122
<u>Supply of Electricity</u>					
39	18E02	Electricity supplied {Million Units}	1610	1601	99

Note:

* - Target Not Received.

** - Non-Targetable.

NR - Not Reported

Very Good(90% or above of targets)

10A02, 12A01, 12B01, 15A01, 15A02, 18E02

Poor(Below 80% of targets)

06B01

DADRA AND NAGAR HAVELI

Para. Sl. No.	Item Code	Item/Parameter Name {Units}	Target April 2017-March 2018	Achievement April 2017-March 2018	Percent Achievement
(2)	(3)	(4)	(5)	(6)	(6)/(5)
<u>Employment generation under the NREG Scheme</u>					
1	01A01	No. of job cards issued {Number}	**	17,783	
2	01A02	Employment generated {Number}	**	0	
3	01A03	Wages given {Rupees}	**	0	
<u>Distribution of waste land to the landless</u>					
7	03E01	Total Land Distributed {Hectare}	**	0	
8	03E02	Land Distributed to SC {Hectare}	**	0	
9	03E03	Land Distributed to ST {Hectare}	**	0	
10	03E04	Land Distributed to Others {Hectare}	**	0	
<u>Minimum Wages Enforcement (including Farm Labour)</u>					
11	04B01	Agriculture and Farm Workers: Inspections made {Number}	**	4	
12	04B02	Agriculture and Farm Workers: Irregularities detected {Number}	**	0	
13	04B03	Agriculture and Farm Workers: Irregularities rectified {Number}	**	0	
14	04B04	Agriculture and Farm Workers: Claims filed {Number}	**	0	
15	04B05	Agriculture and Farm Workers: Claims settled {Number}	**	0	
16	04B06	Agriculture and Farm Workers: Prosecution cases Pending {Number}	**	0	
17	04B07	Agriculture and Farm Workers: Prosecution cases filed {Number}	**	0	
18	04B08	Agriculture and Farm Workers: Prosecution cases decided {Number}	**	2	
19	04B10	Agriculture and Farm Workers: Others {Number}	**	NR	
<u>Food security-Targeted Public Distribution system (APL+BPL+AAAY)</u>					
20	05A02	Off take {Tonnes}	11,147	10,580	95
<u>Food Security:National Food Security Act(Normal)-NFSA</u>					
21	05E02	Off take {Tonnes}	11,147	10,580	95
<u>Food Security:National Food Security Act(Tide Over)-NFSA</u>					
22	05F02	Off take {Tonnes}	*	0	
<u>Rural Housing - Pradhan Mantri Awaas Yojana (Grameen)</u>					
23	06A01	Houses constructed {Number}	801	0	0
<u>EWS/LIG Houses in Urban Areas</u>					
24	06B01	Houses constructed {Number}	96	0	0
<u>Sanitation Programme in Rural Areas</u>					
27	08D01	Individual Household latrines constructed {Number}	**	24,295	
<u>Institutional Delivery</u>					
28	08E01	Delivery in institutions {Number}	**	8,253	
<u>SC Families assisted</u>					
29	10A02	SC families assisted under SCA to SCSP & NSFDC {Number}	2	0	0
<u>Universalization of ICDS Scheme</u>					
31	12A01	ICDS Blocks Operational (Cumulative) {Number}	2	2	100
<u>Functional Anganwadis</u>					
32	12B01	Anganwadis Functional (Cumulative) {Number}	302	303	100

DADRA AND NAGAR HAVELI

Para. Sl. No.	Item Code	Item/Parameter Name {Units}	Target April 2017- March 2018	Achievement April 2017- March 2018	Percent Achievement
(2)	(3)	(4)	(5)	(6)	(6)/(5)
<u>No. of Urban poor families assisted under Seven Point Charter</u>					
33	14A01	Poor Families assisted {Number}	**	0	
<u>Afforestation (Public and Forest Lands)</u>					
34	15A01	Area Covered under Plantation {Hectares}	215	200	93
35	15A02	Seedlings planted {Number}	1,40,000	455000	325
<u>Energising pump sets</u>					
38	18D01	Pumps sets energized {Number}	*	-	
<u>Supply of Electricity</u>					
39	18E02	Electricity supplied {Million Units}	6,168	6,168	100

Note:

* - Target Not Received.

** - Non-Targetable.

NR - Not Reported

Very Good(90% or above of targets)

05A02, 05E02, 12A01, 12B01, 15A01, 15A02, 18E02

Poor(Below 80% of targets)

06A01, 06B01, 10A02

DAMAN AND DIU

Para. Sl. No.	Item Code	Item/Parameter Name {Units}	Target April 2017-March 2018	Achievement April 2017-March 2018	Percent Achievement
(2)	(3)	(4)	(5)	(6)	(6)/(5)
<u>Employment generation under the NREG Scheme</u>					
1	01A01	No. of job cards issued {Number}	**	NR	
2	01A02	Employment generated {Number}	**	NR	
3	01A03	Wages given {Rupees}	**	NR	
<u>National Rural Livelihood Mission (NRLM)</u>					
4	01F01	Number of SHGs promoted (new and revived) during the financial year {Number}	*	-	
5	01F02	Number of SHGs provided Revolving Fund (RF) during the financial year {Number}	*	-	
6	01F03	Number of SHGs provided Community Investment Fund (CIF) during the financial year {Number}	*	-	
<u>Distribution of waste land to the landless</u>					
7	03E01	Total Land Distributed {Hectare}	**	0	
8	03E02	Land Distributed to SC {Hectare}	**	0	
9	03E03	Land Distributed to ST {Hectare}	**	0	
10	03E04	Land Distributed to Others {Hectare}	**	0	
<u>Minimum Wages Enforcement (including Farm Labour)</u>					
11	04B01	Agriculture and Farm Workers: Inspections made {Number}	**	NR	
12	04B02	Agriculture and Farm Workers: Irregularities detected {Number}	**	NR	
13	04B03	Agriculture and Farm Workers: Irregularities rectified {Number}	**	NR	
14	04B04	Agriculture and Farm Workers: Claims filed {Number}	**	NR	
15	04B05	Agriculture and Farm Workers: Claims settled {Number}	**	NR	
16	04B06	Agriculture and Farm Workers: Prosecution cases Pending {Number}	**	NR	
17	04B07	Agriculture and Farm Workers: Prosecution cases filed {Number}	**	NR	
18	04B08	Agriculture and Farm Workers: Prosecution cases decided {Number}	**	NR	
19	04B10	Agriculture and Farm Workers: Others {Number}	**	NR	
<u>Food security-Targeted Public Distribution system (APL+BPL+AAAY)</u>					
20	05A02	Off take {Tonnes}	5,424	5,072	94
<u>Food Security:National Food Security Act(Normal)-NFSA</u>					
21	05E02	Off take {Tonnes}	5,424	5,072	94
<u>Food Security:National Food Security Act(Tide Over)-NFSA</u>					
22	05F02	Off take {Tonnes}	*	0	
<u>Rural Housing - Pradhan Mantri Awaas Yojana (Grameen)</u>					
23	06A01	Houses constructed {Number}	27	0	0
<u>Sanitation Programme in Rural Areas</u>					
27	08D01	Individual Household latrines constructed {Number}	**	1,646	
<u>Institutional Delivery</u>					
28	08E01	Delivery in institutions {Number}	**	4,968	
<u>SC Families assisted</u>					
29	10A02	SC families assisted under SCA to SCSP & NSFDC {Number}	2	0	0

DAMAN AND DIU

Para. Sl. No.	Item Code	Item/Parameter Name {Units}	Target April 2017- March 2018	Achievement April 2017- March 2018	Percent Achievement
(2)	(3)	(4)	(5)	(6)	(6)/(5)
<u>SC families assisted - SC students assisted under post matric scholarship</u>					
30	10A03	SC students assisted under post matric scholarship {Number}	**	156	
<u>Universalization of ICDS Scheme</u>					
31	12A01	ICDS Blocks Operational (Cumulative) {Number}	2	2	100
<u>Functional Anganwadis</u>					
32	12B01	Anganwadis Functional (Cumulative) {Number}	107	102	95
<u>No. of Urban poor families assisted under Seven Point Charter</u>					
33	14A01	Poor Families assisted {Number}	**	0	
<u>Afforestation (Public and Forest Lands)</u>					
34	15A01	Area Covered under Plantation {Hectares}	5	15	300
35	15A02	Seedlings planted {Number}	3,000	62,089	2070
<u>Energising pump sets</u>					
38	18D01	Pumps sets energized {Number}	25	27	108
<u>Supply of Electricity</u>					
39	18E02	Electricity supplied {Million Units}	2534	2534	100

Note:

* - Target Not Received.

** - Non-Targetable.

NR - Not Reported

Very Good(90% or above of targets)

05A02, 05E02, 12A01, 12B01, 15A01, 15A02, 18D01, 18E02

Poor(Below 80% of targets)

06A01, 10A02

LAKSHADWEEP

Para. Sl. No.	Item Code	Item/Parameter Name {Units}	Target April 2017-March 2018	Achievement April 2017-March 2018	Percent Achievement
(2)	(3)	(4)	(5)	(6)	(6)/(5)
<u>Employment generation under the NREG Scheme</u>					
1	01A01	No. of job cards issued {Number}	**	8,317	
2	01A02	Employment generated {Number}	**	6,507	
3	01A03	Wages given {Rupees}	**	14,99,000	
<u>National Rural Livelihood Mission (NRLM)</u>					
4	01F01	Number of SHGs promoted (new and revived) during the financial year {Number}	*	-	
5	01F02	Number of SHGs provided Revolving Fund (RF) during the financial year {Number}	*	-	
6	01F03	Number of SHGs provided Community Investment Fund (CIF) during the financial year {Number}	*	-	
<u>Distribution of waste land to the landless</u>					
7	03E01	Total Land Distributed {Hectare}	**	0	
8	03E02	Land Distributed to SC {Hectare}	**	0	
9	03E03	Land Distributed to ST {Hectare}	**	0	
10	03E04	Land Distributed to Others {Hectare}	**	0	
<u>Minimum Wages Enforcement (including Farm Labour)</u>					
11	04B01	Agriculture and Farm Workers: Inspections made {Number}	**	0	
12	04B02	Agriculture and Farm Workers: Irregularities detected {Number}	**	0	
13	04B03	Agriculture and Farm Workers: Irregularities rectified {Number}	**	0	
14	04B04	Agriculture and Farm Workers: Claims filed {Number}	**	0	
15	04B05	Agriculture and Farm Workers: Claims settled {Number}	**	0	
16	04B06	Agriculture and Farm Workers: Prosecution cases Pending {Number}	**	0	
17	04B07	Agriculture and Farm Workers: Prosecution cases filed {Number}	**	0	
18	04B08	Agriculture and Farm Workers: Prosecution cases decided {Number}	**	0	
19	04B10	Agriculture and Farm Workers: Others {Number}	**	NR	
<u>Food security-Targeted Public Distribution system (APL+BPL+AAAY)</u>					
20	05A02	Off take {Tonnes}	4,620	5,211	113
<u>Food Security:National Food Security Act(Normal)-NFSA</u>					
21	05E02	Off take {Tonnes}	1,522	1763	116
<u>Food Security:National Food Security Act(Tide Over)-NFSA</u>					
22	05F02	Off take {Tonnes}	3,098	3,448	111
<u>Rural Housing - Pradhan Mantri Awaas Yojana (Grameen)</u>					
23	06A01	Houses constructed {Number}	*	0	
<u>Sanitation Programme in Rural Areas</u>					
27	08D01	Individual Household latrines constructed {Number}	**	-	
<u>Institutional Delivery</u>					
28	08E01	Delivery in institutions {Number}	**	1017	
<u>Universalization of ICDS Scheme</u>					
31	12A01	ICDS Blocks Operational (Cumulative) {Number}	9	9	100

LAKSHADWEEP

Para. Sl. No.	Item Code	Item/Parameter Name {Units}	Target April 2017-March 2018	Achievement April 2017-March 2018	Percent Achievement
(2)	(3)	(4)	(5)	(6)	(6)/(5)
		<u>Functional Anganwadis</u>			
32	12B01	Anganwadis Functional (Cumulative) {Number}	107	107	100
		<u>Afforestation (Public and Forest Lands)</u>			
34	15A01	Area Covered under Plantation {Hectares}	10	0	0
35	15A02	Seedlings planted {Number}	7,000	0	0
		<u>Supply of Electricity</u>			
39	18E02	Electricity supplied {Million Units}	47	47	100

Note:

* - Target Not Received.

** - Non-Targetable.

NR - Not Reported

Very Good(90% or above of targets)

05A02, 05E02, 05F02, 12A01, 12B01, 18E02

Poor(Below 80% of targets)

15A01, 15A02