

# **TWENTY POINT PROGRAMME - 2006**

## **PROGRESS REPORT**

### **FOR THE PERIOD**

**APRIL 2017 – DECEMBER 2017**



### **GOVERNMENT OF INDIA**

**MINISTRY OF STATISTICS AND PROGRAMME IMPLEMENTATION  
SARDAR PATEL BHAWAN, SANSAD MARG,  
NEW DELHI-110 001**

Website: [www.mospi.gov.in](http://www.mospi.gov.in)

# CONTENT

Page No.

I.	Introduction	1
PART-I		
Overall Performance Analysis		
II.	Progress Report	2
III.	Highlights of Performance	3
Table - A	All India Performance	7
Table - B	State-wise Performance	8
Table - C	State -wise and Item-wise Performance	14
PART- II		
Item-Wise Performance		
Table No.	Description of Item	
1	Employment Generation - MGNREG A	23
2(A)	Number of SHGs promoted (new and revived) during the financial year (NRLM)	24
2(B)	Number of SHGs provided Revolving Fund (RF) during the financial year (NRLM)	26
2(C)	Number of SHGs provided Community Investment Fund (CIF) during the financial year (NRLM)	28
3(A)	Distribution of Waste Land to the Landless	30
3(B)	Waste Land distributed to SC, ST and others	31
4(A)	Minimum Wages Enforcement (including Farm Labour)	32
	(i) Inspections made (ii) Irregularities detected	
	(iii) Irregularities rectified	
4(B)	Minimum Wages Enforcement (including Farm Labour)	33
	(i) Claims Filed (ii) Claims Settled	
4(C)	Minimum Wages Enforcement (including Farm Labour)	34
	(i) Prosecution cases pending (ii) Prosecution cases filed	
	(iii) Prosecution cases decided	
5(A)	Food Security: Targeted Public Distribution System (TPDS) for AAY, APL & BPL	35
5(D)	Food Security: NFSA for Normal	37
5(E)	Food Security: NFSA for Tide Over	39
6	Rural Housing : Pradhan Mantri Awaas Yojana (PMAY-G)	41
7	EWS/LIG Houses in Urban Areas	43
8	National Rural Drinking Water Programme (NRDWP)	
8(A)	Partially Covered Habitations	45
8(B)	Coverage of Quality Affected Habitations	47
9	Sanitation Programme in Rural Areas	49
10	Institutional Delivery	50
11(A)	SC Families assisted under SCA to SCSP & NSFDC	51
11(B)	SC Students assisted under Post-Matric Scholarship	53
12	Universalization of ICDS Scheme	54
13	Functional Anganwadis	56
14	Number of Urban Poor Families assisted under Seven Point Charter	58
15(A)	Afforestation- Area Covered under Plantation (Public and Forest Lands)	59
15(B)	Afforestation: Seedlings Planted (Public and Forest Lands)	61
16	Rural Roads Constructed under (PMGSY)	63
17	Deendayal Upadhyaya Gram Jyoti Yojana (DDUGJY)	65
18	Energising Pump sets	67
19	Supply of Electricity	69
Annexures		
Annexure – 1	List of Twenty Points	71
Annexure – 2	List of 65 items to be monitored under TPP-2006	72
Annexure – 3	List of Quarterly Monitored Items	75
Annexure – 4	Status of receipt of targets for Quarterly Monitored Items	76
Annexure – 5	List of items/parameters identified for appraisal	80
Annexure – 6	Abbreviations used	81

# Twenty Point Programme – 2006

## An Introduction

The Twenty Point Programme (TPP) was launched by the Government of India in the year 1975 and was restructured in 1982, 1986 and again in 2006. The restructured programme, known as Twenty Point Programme (TPP) – 2006, became operational with effect from 1<sup>st</sup> April 2007. The programme is meant to give a thrust to schemes relating to poverty alleviation, employment generation in rural areas, housing, education, health & family welfare, protection of environment and many other schemes having a bearing on the quality of life, especially in the rural areas.

2. Twenty Point Programme (TPP) – 2006 originally consisted of 20 Points (**Annexure-1**) and 66 items being monitored individually by Central Nodal Ministries concerned. Up to 2007-08, out of 66 items, 22 items were monitored on monthly basis. In April 2008 *Sampoorna Grameen Rozgar Yojana (SGRY)* merged with another item namely *National Rural Employment Guarantee Act* which has been renamed as *Mahatma Gandhi National Rural Employment Guarantee Act* since 31<sup>st</sup> December 2009. Further, in the 12<sup>th</sup> Plan *Swarnajayanti Gram Swarozgar Yojana (SGSY)* has been modified and renamed as *National Rural Livelihoods Mission (NRLM)*. Targeted Public Distribution System (TPDS) is being gradually replaced with *National Food Security Act (NFSA)*. Presently, 65 items are monitored under TPP-2006. These 65 items consist of 162 identified parameters. The list of 65 items is enclosed at **Annexure-2**.

3. Out of 65 items, 19 items (earlier 20) measured on 37 parameters are being monitored on quarterly basis, of which 21 parameters are monitored against the targets fixed at the beginning of financial year by the Central Nodal Ministries and State Governments. However, targets for the 6 parameters, viz., (i) Food Security-TPDS - only AAY, (ii) Food Security - TPDS - only BPL, (iii) Houses constructed - EWS/LIG, (iv) Partially Covered Habitations – NRDWP, (v) Coverage of Quality Affected Habitations – NRDWP, and (vi) SC Families assisted under SCA to SCSP & NSFDC, have not been received from the respective Central Nodal Ministries. For 2 parameters, namely ‘Food Security-TPDS - only AAY’ and ‘Food Security - TPDS - only BPL’, targets and achievements have also been not received for the first three quarters of 2017-18. For the parameter ‘Pumps sets energized’, targets for only 4 States viz., Andhra Pradesh, Gujarat, Himachal Pradesh and Tamil Nadu have been received (**Annexure-3&4**). The remaining items under TPP-2006 are being monitored on annual basis as the information in respect of these items is made available by the concerned Central Nodal Ministries only on annual basis.

4. Some of the schemes/programmes are yet to be operationalised by the Central Nodal Ministries concerned. These items will be monitored only after the schemes come into existence and their frequency of monitoring will also be decided later. The details of such items are available at **Annexure-5**.

5. The monitoring mechanism for TPP-2006 is operational at the Centre, State, District and block level. Most of the States/Union Territories have constituted Block, District and State level monitoring committees. At the Centre, the progress of individual items is monitored and reviewed by the Departments/Ministries concerned. The Ministry of Statistics & Programme Implementation (MOSPI) monitors the programme/ schemes covered under TPP-2006 on the basis of performance reports received from State Governments and Central Nodal Ministries.

# **TWENTY POINT PROGRAMME - 2006**

## **PART - I**

### **OVERALL PERFORMANCE ANALYSIS**

# Twenty Point Programme-2006

## Progress Report – (April 2017 – December 2017)

1. This progress report of Twenty Point Programme-2006 consists of two parts: **Part-I** contains an analysis of the overall performance, whereas **Part-II** deals with item-wise performance.
2. The report is compiled on the basis of data received from the Central Nodal Ministries and State Governments/UT Administrations. Presently, 21 parameters are taken for quarterly performance analysis (out of which, 2 parameters, namely 'Food Security-TPDS - only AAY' and 'Food Security - TPDS - only BPL', targets and achievements have also been not received for the first three quarters of 2017-18). The data are received either through web enabled software developed by National Informatics Centre (NIC) Cell in this Ministry or through fax/e-mail/post. The processing of data has been done in association with NIC Cell.
3. The analysis for the period **April 2017 – December 2017** shows that the performance under **thirteen items/parameters** has been '**Very Good**' (90% or above the targets). These items/parameters are:
  - (i) Coverage of quality affected habitations - NRDWP
  - (ii) SC families assisted - under SCA to SCSP & NSFDC
  - (iii) Houses constructed - EWS/LIG
  - (iv) Pumps sets energized
  - (v) Number of SHGs promoted (new and revived) during the financial year - NRLM
  - (vi) Seedlings planted ( Public and Forest Lands)
  - (vii) Area Covered under Plantation ( Public and Forest Lands)
  - (viii) Food Security: National Food Security Act(Tide Over)-NFSA
  - (ix) Electricity supplied
  - (x) Food Security: Targeted Public Distribution System(TPDS)
  - (xi) Food Security: National Food Security Act(Normal)-NFSA
  - (xii) ICDS Blocks Operational (Cum.)
  - (xiii) Anganwadis Functional (Cum.)
4. There is **three** item/parameter in the category of '**Good**' (80% or above but less than 90%). These items/parameters are:
  - (i) Number of SHGs provided Revolving Fund (RF) during the financial year - NRLM
  - (ii) Villages electrified - DDUGJY
  - (iii) Rural Housing - PMAY(G)
5. The performance of **three items/parameters** has been '**Poor**' (below 80% of target). These items/parameters are:
  - (i) Road constructed- PMGSY
  - (ii) Number of SHGs provided Community Investment Fund (CIF) during the financial year - NRLM
  - (iii) Partially Covered Habitations – NRDWP
6. Some of items under TPP-2006 namely *Mahatma Gandhi National Rural Employment Guarantee Act (MGNREGA)*, *Sanitation Programme in Rural Area* and *Institutional Delivery* are demand driven, whereas for items like *Distribution of Wasteland to the landless* and *Minimum Wages Enforcement (including Farm Labour)*, concerned administrative ministries are not in position to provide State/UT-wise targets, as such all these items are being monitored without any targets.

## HIGHLIGHTS OF PERFORMANCE

Sl. No.	Item	Achievement for April 2017 - December 2017
<b>1- Employment Generated under MGNREGA</b>		
	(i) No. of Job cards issued	2,87,11,767
	(ii) Employment generated (crore persondays)	154.94
	(iii) Wages given (Rs. Crore)	27,830.82
<b>2- National Rural Livelihood Mission (NRLM)</b>		
	(i) Number of SHGs promoted (new and revived) during the financial year	5,87,534
	(ii) Number of SHGs provided Revolving Fund (RF) during the financial year	3,24,458
	(iii) Number of SHGs provided Community Investment Fund (CIF) during the financial year	1,35,858
<b>3- Distribution of waste land to the landless</b>		
	Land distributed (hectare)	2,045
<b>4- Minimum Wages Enforcement (Including Farm Labour)</b>		
	(i) No. of Inspections made	1,31,878
	(ii) No. of Irregularities detected	5,720
	(iii) No. of Irregularities rectified	1,485
	(iv) No. of Claims filed	763
	(v) No. of Claims settled	545
	(vi) No. of Prosecution cases pending	4,027
	(vii) No. of Prosecution cases filed	870
	(viii) No. of Prosecution cases decided	701
<b>5- Food Security: (i) TPDS/ NFSA</b>		
	(i) Food Security: Targeted Public Distribution System (TPDS) (lakh tonnes)	406.85
	(ii) NFSA (Normal) (lakh tonnes)	385.51
	(iii) NFSA (Tide Over) (lakh tonnes)	21.34
<b>6- Rural Housing-Pradhan Mantri Awaas Yojana - Grameen</b>		
	No. of Houses constructed	20,22,854
<b>7- EWS/LIG Houses in Urban Areas</b>		
	No. of Houses constructed	1,91,062

Contd.....

Sl. No.	Item	Achievement for April 2017 - December 2017
<b>8- Rural Areas. - National Rural Drinking Water Programme-(NRDWP)</b>		
	(i) Partially Covered Habitations - (NRDWP)	15,921
	(ii) Coverage of Quality Affected Habitations – (NRDWP)	72,354
<b>9- Sanitation Programme in Rural Areas</b>		
	No. of Individual household latrines constructed	1,97,55,480
<b>10- Institutional Delivery</b>		
	No. of Deliveries in Institutions (lakh)	114.53
<b>11- SC Families Assisted</b>		
	(i) No. of SC Families assisted under SCA to SCSP & NSFDC	10,43,986
	(ii) No. of SC Students assisted under post matric scholarship	17,85,392
<b>12- Universalisation of ICDS Schemes</b>		
	No. of ICDS Blocks Operational (Cum.)	6,905
<b>13- Functional Anganwadis</b>		
	No. of Anganwadis Functional (Cum.) (lakh)	13.17
<b>14- Number of Urban poor families assisted under Seven Point Charter viz. land tenure, housing at affordable cost, water, sanitation, health, education, and social security.</b>		
	No. of Poor Families assisted (lakh)	10.47
<b>15- Afforestation:</b>		
	(i) Area covered under Plantation (Public and Forest Lands) (hectares)	11,26,799
	(ii) No. of Seedlings planted (Public and Forest Lands) (crore)	78.31
<b>16- Rural Road- Pradhan Mantri Gram Sadak Yojana (PMGSY)</b>		
	Length of Road constructed (Kms.)	24,767
<b>17- Deendayal Upadhyaya Gram Jyoti Yojana (DDUGJY)</b>		
	No. of Villages electrified	2,858
<b>18- Energized Pumps sets</b>		
	No. of Pumps sets energized (lakh)	4.16
<b>19- Supply of Electricity</b>		
	Electricity supplied (Million Units (MU))	8,87,430

**Note:-**

(i) Progress reports of 8 States and 3 Ministries i.e. Arunachal Pradesh, Delhi, Jharkhand, Kerala, Madhya Pradesh, Mizoram, Nagaland and Andaman & N. Islands, and M/o Labour & Employment, M/o Rural Development and M/o Drinking Water & Sanitation were not received till scheduled date. The information from concerned Central Nodal Ministries, wherever available, has been taken in the report for these States.

(ii) Achievement figures in respect of No. of SHGs promoted (new & revived), No. of SHGs provided RF, No. of SHGs provided CIF, PMAY - G and PMGSY have been taken as made available by M/o Rural Development.

(iii) Achievement figures in respect of No. of Villages electrified under DDUGJY has been taken as made available by M/o Power.

# ACHIEVEMENT HIGHLIGHTS

## PERFORMANCE DURING APRIL TO DECEMBER 2017

The cumulative performance during April to December 2017 has been "Very Good" for 13 item(s), "Good" for 3 item(s), and "Poor" for 3 item(s).

### A. "Very Good" Performance (90% or above of targets)

<u>Sl. No.</u>	<u>Items</u>	<u>% Achievement</u>
1	Coverage of quality affected habitations - NRDWP	753
2	SC families assisted - under SCA to SCSP & NSFDC	641
3	Houses constructed - EWS/LIG	161
4	Pumps sets energized	130
5	Number of SHGs promoted (new and revived) during the financial year - NRLM	111
6	Seedlings planted ( Public and Forest Lands)	109
7	Area Covered under Plantation ( Public and Forest Lands)	102
8	Food Security:National Food Security Act(Tide Over)-NFSA	102
9	Electricity supplied	99
10	Food Security:Targeted Public Distribution System(TPDS)	98
11	Food Security:National Food Security Act(Normal)-NFSA	98
12	ICDS Blocks Operational (Cum.)	98
13	Anganwadis Functional (Cum.)	94

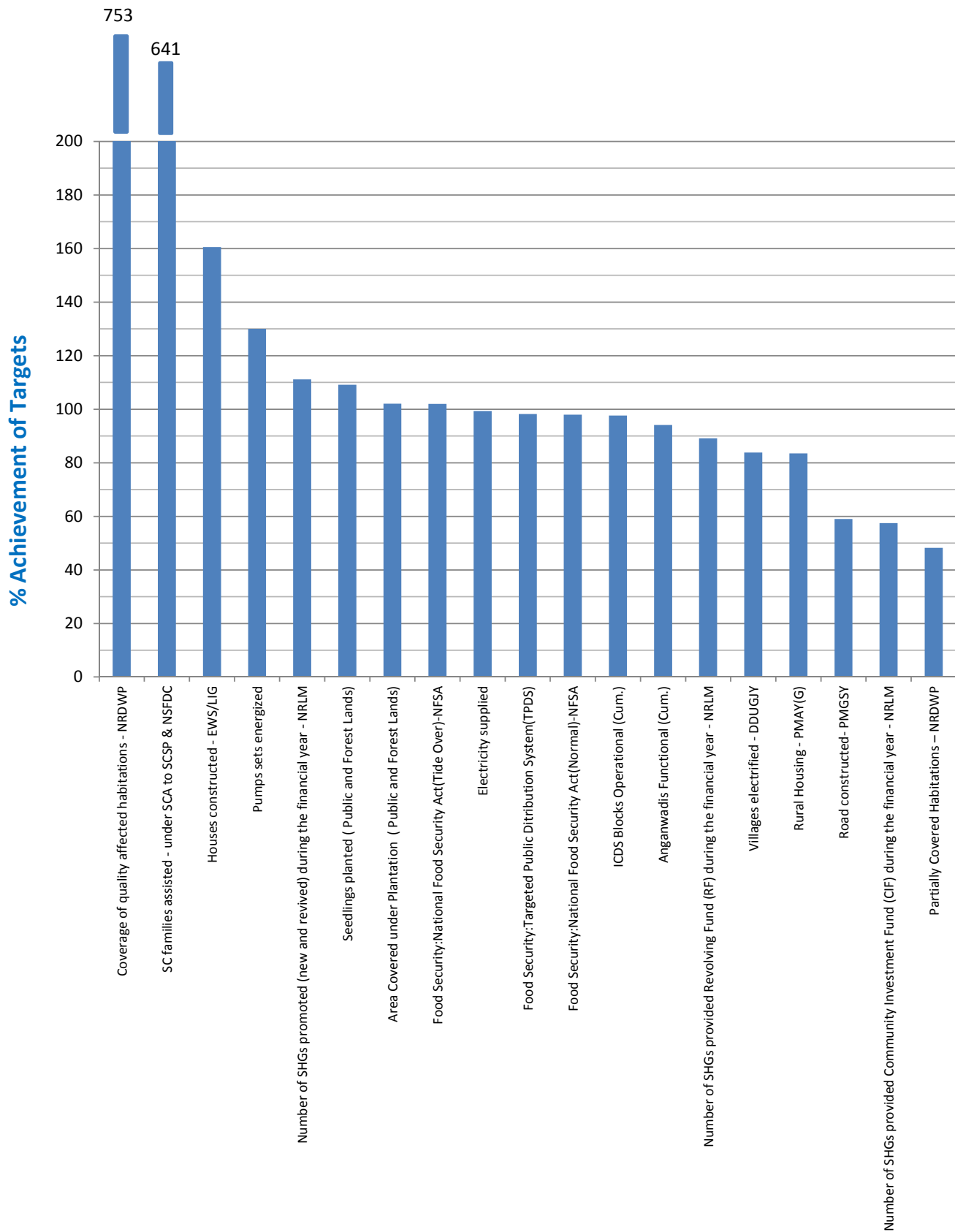
### B. "Good" Performance (80% to below 90%)

1	Number of SHGs provided Revolving Fund (RF) during the financial year - NRLM	89
2	Villages electrified - DDUGJY	84
3	Rural Housing - PMAY(G)	83

### C. Areas of concern-where the performance is below 80%

1	Road constructed- PMGSY	59
2	Number of SHGs provided Community Investment Fund (CIF) during the financial year - NRLM	58
3	Partially Covered Habitations – NRDWP	48

## ALL INDIA PERFORMANCE OF TARGET ORIENTED PARAMETERS DURING APRIL 2017 - DECEMBER 2017



**Table - A**  
**Targets for 2017-2018 & April to December 2017 and achievements during the period April to December 2017**  
**ALL INDIA PERFORMANCE**

Sl. No.	Item Description	Units	Targets		Achievements	% Achievements of Targets during April -December 2017
			2017-2018	April - December 2017	April - December 2017	
1	Number of SHGs promoted (new and revived) during the financial year - NRLM	Number	6,91,650	5,28,722	5,87,534	111
2	Number of SHGs provided Revolving Fund (RF) during the financial year - NRLM	Number	4,73,422	3,64,138	3,24,458	89
3	Number of SHGs provided Community Investment Fund (CIF) during the financial year - NRLM	Number	3,04,347	2,36,214	1,35,858	58
4	Food Security:Targeted Public Distribution System(TPDS)	Tonnes	-	4,14,43,079	4,06,84,805	98
5	Food Security:National Food Security Act(Normal)-NFSA	Tonnes	-	3,93,51,434	3,85,51,067	98
6	Food Security:National Food Security Act(Tide Over)-NFSA	Tonnes	-	20,91,645	21,33,738	102
7	Rural Housing - PMAY(G)	Number	32,30,293	24,22,683	20,22,854	83
8	Houses constructed - EWS/LIG	Number	2,38,024	1,19,011	1,91,062	161
9	Partially Covered Habitations – NRDWP	Number	44,023	33,018	15,921	48
10	Coverage of quality affected habitations - NRDWP	Number	12,812	9,605	72,354	753
11	SC families assisted - under SCA to SCSP & NSFDC	Number	1,81,000	1,62,895	10,43,986	641
12	ICDS Blocks Operational (Cum.)	Number	7,075	7,075	6,905	98
13	Anganwadis Functional (Cum.)	Number	14,00,000	14,00,000	13,16,904	94
14	Area Covered under Plantation ( Public and Forest Lands)	Hectares	14,72,510	11,04,342	11,26,799	102
15	Seedlings planted ( Public and Forest Lands)	Number	95,71,38,000	71,78,07,000	78,31,41,547	109
16	Road constructed- PMGSY	Kilometer	56,400	42,007	24,767	59
17	Villages electrified - DDUGJY	Number	4,492	3,410	2,858	84
18	Pumps sets energized	Number	4,32,859	3,20,202	4,16,261	130
19	Electricity supplied	Million Units	-	8,98,507	8,87,430	99

**Table - B****STATE-WISE PERFORMANCE DURING APRIL TO DECEMBER 2017 (PERCENT ACHIEVEMENT)**

Sl. No.	Description	ALL INDIA	AP	ARP	AS	BI	CHHA.	DELHI	GOA
1	Number of SHGs promoted (new and revived) during the financial year - NRLM	111	0	55	104	148	102	NA	0
2	Number of SHGs provided Revolving Fund (RF) during the financial year - NRLM	89	0	14	84	98	143	NA	0
3	Number of SHGs provided Community Investment Fund (CIF) during the financial year - NRLM	58	0	0	45	66	121	NA	0
4	Food security-Targeted Public Distribution system (APL+BPL+AAY)	98	102	100	99	103	99	102	99
5	Food Security:National Food Security Act(Normal)-NFSA	98	102	102	100	103	99	102	100
6	Food Security:National Food Security Act(Tide Over)-NFSA	102	95	98	86	NA	NA	NA	97
7	Rural Housing - PMAY(G)	83	10	0	434	112	22	NA	NA
8	Houses constructed - EWS/LIG	161	205	NA	NA	151	122	NA	NA
9	Partially Covered Habitations – NRDWP	48	105	NA	3	4	24	NA	NA
10	Coverage of quality affected habitations - NRDWP	753	2	NA	16	10	2	NA	NA
11	SC families assisted - under SCA to SCSP & NSFDC	641	963	NA	NA	11	83	NA	NA
12	ICDS Blocks Operational (Cum.)	98	100	100	100	100	100	100	109
13	Anganwadis Functional (Cum.)	94	100	100	100	79.7	96	98	100
14	Area Covered under Plantation ( Public and Forest Lands)	102	126	NA	0	51	19	NA	12
15	Seedlings planted ( Public and Forest Lands)	109	180	NA	0	51	131	NA	14
16	Road constructed- PMGSY	59	32	77	27	44	34	NA	NA
17	Villages electrified - DDUGJY	84	NA	23	120	100	89.6	NA	NA
18	Pumps sets energized	130	220	NA	NA	NA	68	NA	88
19	Supply of Electricity	99	100	98	96	98	100	100	100

NA - Not Applicable

**Table - B(Contd.)**

**STATE-WISE PERFORMANCE DURING APRIL TO DECEMBER 2017 (PERCENT ACHIEVEMENT)**

Sl. No.	Description	ALL INDIA	GUJ	HRY	HP	J&K	JHAR.	KAR	KER
1	Number of SHGs promoted (new and revived) during the financial year - NRLM	111	825	91	38	59	95	1	22
2	Number of SHGs provided Revolving Fund (RF) during the financial year - NRLM	89	684	59	34	80	34	1	4
3	Number of SHGs provided Community Investment Fund (CIF) during the financial year - NRLM	58	41	53	2	54	33	20	7
4	Food security-Targeted Public Distribution system (APL+BPL+AAY)	98	97	84	96	98	93	111	101
5	Food Security:National Food Security Act(Normal)-NFSA	98	97	84	100	98	93	111	102
6	Food Security:National Food Security Act(Tide Over)-NFSA	102	NA	NA	94	97	NA	NA	101
7	Rural Housing - PMAY(G)	83	33	82	146	1	86	73	381
8	Houses constructed - EWS/LIG	161	109	51	14	NA	133	938	1
9	Partially Covered Habitations – NRDWP	48	50	52	45	36	406	7	75
10	Coverage of quality affected habitations - NRDWP	753	0	NA	NA	1405150	29	16	112
11	SC families assisted - under SCA to SCSP & NSFDC	641	95	89	469	8	400	318	4934
12	ICDS Blocks Operational (Cum.)	98	100	100	100	100	100	100	100
13	Anganwadis Functional (Cum.)	94	100	100	100	92	100	100	99
14	Area Covered under Plantation ( Public and Forest Lands)	102	147	NA	68	64	565	120	2020
15	Seedlings planted ( Public and Forest Lands)	109	142	NA	104	38	611	138	139
16	Road constructed- PMGSY	59	78	110	105	76	60	93	38
17	Villages electrified - DDUGJY	84	NA	NA	NA	10	131	88	NA
18	Pumps sets energized	130	232	113	191	NA	11	192	129
19	Supply of Electricity	99	100	100	99	79.9	99	100	100

NA - Not Applicable

**Table - B(Contd.)**

**STATE-WISE PERFORMANCE DURING APRIL TO DECEMBER 2017 (PERCENT ACHIEVEMENT)**

Sl. No.	Description	ALL INDIA	MP	MAH	MANI	MEGH	MIZ	NAGA	ODIS.
1	Number of SHGs promoted (new and revived) during the financial year - NRLM	111	103	190	66	65	10	17	95
2	Number of SHGs provided Revolving Fund (RF) during the financial year - NRLM	89	25	80	22	30	38	3	56
3	Number of SHGs provided Community Investment Fund (CIF) during the financial year - NRLM	58	5	96	0	15	62	0	24
4	Food security-Targeted Public Distribution system (APL+BPL+AAY)	98	95	93	104	100	99	110	100
5	Food Security:National Food Security Act(Normal)-NFSA	98	95	93	104	100	107	113	100
6	Food Security:National Food Security Act(Tide Over)-NFSA	102	NA	NA	NA	100	81	103	NA
7	Rural Housing - PMAY(G)	83	94	33	NA	32	26	NA	24
8	Houses constructed - EWS/LIG	161	NA	45	NR	25	NA	NA	1
9	Partially Covered Habitations – NRDWP	48	NA	8	NA	3	NA	NA	32
10	Coverage of quality affected habitations - NRDWP	753	NA	23	NA	114	NA	NA	5
11	SC families assisted - under SCA to SCSP & NSFDC	641	NA	33	NA	NA	NA	NA	11957
12	ICDS Blocks Operational (Cum.)	98	100	100	100	100	100	98	100
13	Anganwadis Functional (Cum.)	94	95	88	100	100	100	87	98
14	Area Covered under Plantation ( Public and Forest Lands)	102	NA	41	59	NA	132	NA	170
15	Seedlings planted ( Public and Forest Lands)	109	NA	0	112	NA	77	NA	38
16	Road constructed- PMGSY	59	70	27	45	23	11	174	64
17	Villages electrified - DDUGJY	84	65	NA	97	112	29	50	112
18	Pumps sets energized	130	NA	NA	NA	NA	NA	NA	1086
19	Supply of Electricity	99	100	100	4	0	2	2	100

NA - Not Applicable

NR - Not Reported

**Table - B(Contd.)**

**STATE-WISE PERFORMANCE DURING APRIL TO DECEMBER 2017 (PERCENT ACHIEVEMENT)**

Sl. No.	Description	ALL INDIA	PUDU	PUN	RAJ	SIK	TN	TG	TRI
1	Number of SHGs promoted (new and revived) during the financial year - NRLM	111	NA	47	189	35	56	NA	109
2	Number of SHGs provided Revolving Fund (RF) during the financial year - NRLM	89	NA	15	113	21	169	0	88
3	Number of SHGs provided Community Investment Fund (CIF) during the financial year - NRLM	58	NA	10	85	79	175	0	68
4	Food security-Targeted Public Distribution system (APL+BPL+AAY)	98	NA	70	77	98	113	98	107
5	Food Security:National Food Security Act(Normal)-NFSA	98	NA	70	77	100	114	101	108
6	Food Security:National Food Security Act(Tide Over)-NFSA	102	NA	NA	NA	96	111	27	106
7	Rural Housing - PMAY(G)	83	NA	0	43	NA	34	0	497
8	Houses constructed - EWS/LIG	161	NR	0	14	0	106	34	NA
9	Partially Covered Habitations – NRDWP	48	NR	351	257	33	46	81	23
10	Coverage of quality affected habitations - NRDWP	753	NA	5	150	NA	0	113	3
11	SC families assisted - under SCA to SCSP & NSFDC	641	15	63	100	0	155	25	839
12	ICDS Blocks Operational (Cum.)	98	100	100	100	100	100	100	100
13	Anganwadis Functional (Cum.)	94	92	98	98	99	100	100	98
14	Area Covered under Plantation ( Public and Forest Lands)	102	117	103	135	14	60	106	NA
15	Seedlings planted ( Public and Forest Lands)	109	125	103	139	14	60	120	NA
16	Road constructed- PMGSY	59	NA	102	104	77	94	58	39
17	Villages electrified - DDUGJY	84	NA	NA	100	NA	NA	NA	NA
18	Pumps sets energized	130	100	11	185	NA	380	309	NA
19	Supply of Electricity	99	100	100	99	100	100	100	1

NA - Not Applicable

NR - Not Reported

**Table - B(Contd.)**

**STATE-WISE PERFORMANCE DURING APRIL TO DECEMBER 2017 (PERCENT ACHIEVEMENT)**

Sl. No.	Description	ALL INDIA	UTTA.	UP	WB	A&N	CHND.	D&N	D&D
1	Number of SHGs promoted (new and revived) during the financial year - NRLM	111	84	43	998	NA	NA	NA	NA
2	Number of SHGs provided Revolving Fund (RF) during the financial year - NRLM	89	74	41	188	NA	NA	NA	NA
3	Number of SHGs provided Community Investment Fund (CIF) during the financial year - NRLM	58	59	68	141	NA	NA	NA	NA
4	Food security-Targeted Public Distribution system (APL+BPL+AAY)	98	98	99	97	57	NA	93	93
5	Food Security:National Food Security Act(Normal)-NFSA	98	99	99	97	38	NA	93	93
6	Food Security:National Food Security Act(Tide Over)-NFSA	102	94	NA	NA	60	NA	NA	NA
7	Rural Housing - PMAY(G)	83	133	142	106	0	NA	0	0
8	Houses constructed - EWS/LIG	161	NA	1	861	NA	0	0	NA
9	Partially Covered Habitations – NRDWP	48	99	101	181	0	NA	NA	NA
10	Coverage of quality affected habitations - NRDWP	753	NA	32	1338	NA	NA	NA	NA
11	SC families assisted - under SCA to SCSP & NSFDC	641	69	45	97	NA	291	0	0
12	ICDS Blocks Operational (Cum.)	98	100	100	71	100	100	100	100
13	Anganwadis Functional (Cum.)	94	98	99	75	100	100	77	95
14	Area Covered under Plantation ( Public and Forest Lands)	102	121	62	128	79	154	NA	500
15	Seedlings planted ( Public and Forest Lands)	109	175	116	1163	28	108	433	NA
16	Road constructed- PMGSY	59	59	47	42	NA	NA	NA	NA
17	Villages electrified - DDUGJY	84	56	100	100	NA	NA	NA	NA
18	Pumps sets energized	130	192	98	452	NA	NA	NA	139
19	Supply of Electricity	99	100	98	100	90	99	100	100

NA - Not Applicable

**Table - B(Contd.)****STATE-WISE PERFORMANCE DURING APRIL TO DECEMBER 2017 (PERCENT ACHIEVEMENT)**

<b>Sl. No.</b>	<b>Description</b>	<b>ALL INDIA</b>	<b>LAKS H</b>
<b>1</b>	<b>Number of SHGs promoted (new and revived) during the financial year - NRLM</b>	<b>111</b>	<b>NA</b>
<b>2</b>	<b>Number of SHGs provided Revolving Fund (RF) during the financial year - NRLM</b>	<b>89</b>	<b>NA</b>
<b>3</b>	<b>Number of SHGs provided Community Investment Fund (CIF) during the financial year - NRLM</b>	<b>58</b>	<b>NA</b>
<b>4</b>	<b>Food security-Targeted Public Distribution system (APL+BPL+AAY)</b>	<b>98</b>	<b>106</b>
<b>5</b>	<b>Food Security:National Food Security Act(Normal)-NFSA</b>	<b>98</b>	<b>117</b>
<b>6</b>	<b>Food Security:National Food Security Act(Tide Over)-NFSA</b>	<b>102</b>	<b>100</b>
<b>7</b>	<b>Rural Housing - PMAY(G)</b>	<b>83</b>	<b>NA</b>
<b>8</b>	<b>Houses constructed - EWS/LIG</b>	<b>161</b>	<b>NA</b>
<b>9</b>	<b>Partially Covered Habitations – NRDWP</b>	<b>48</b>	<b>NA</b>
<b>10</b>	<b>Coverage of quality affected habitations - NRDWP</b>	<b>753</b>	<b>NA</b>
<b>11</b>	<b>SC families assisted - under SCA to SCSP &amp; NSFDC</b>	<b>641</b>	<b>NA</b>
<b>12</b>	<b>ICDS Blocks Operational (Cum.)</b>	<b>98</b>	<b>100</b>
<b>13</b>	<b>Anganwadis Functional (Cum.)</b>	<b>94</b>	<b>100</b>
<b>14</b>	<b>Area Covered under Plantation ( Public and Forest Lands)</b>	<b>102</b>	<b>0</b>
<b>15</b>	<b>Seedlings planted ( Public and Forest Lands)</b>	<b>109</b>	<b>0</b>
<b>16</b>	<b>Road constructed- PMGSY</b>	<b>59</b>	<b>NA</b>
<b>17</b>	<b>Villages electrified - DDUGJY</b>	<b>84</b>	<b>NA</b>
<b>18</b>	<b>Pumps sets energized</b>	<b>130</b>	<b>NA</b>
<b>19</b>	<b>Supply of Electricity</b>	<b>99</b>	<b>100</b>

NA - Not Applicable

## Table - C

Items in which the States/UTs performance is Very Good (90% and above),  
Good (80% to 90%) and Poor (below 80%) during the period  
April to December 2017

### 1. ANDHRA PRADESH

#### Very Good

Food security-Targeted Public Distribution system (APL+BPL+AAY), Food Security: National Food Security Act(Normal)-NFSA, Food Security: National Food Security Act(Tide Over)-NFSA, Houses constructed - EWS/LIG, Partially Covered Habitations – NRDWP, SC families assisted - under SCA to SCSP & NSFDC, ICDS Blocks Operational (Cum.), Anganwadis Functional (Cum.), Area Covered under Plantation ( Public and Forest Lands), Seedlings planted ( Public and Forest Lands), Pumps sets energized, Supply of Electricity

#### Poor

Number of SHGs promoted (new and revived) during the financial year - NRLM, Number of SHGs provided Revolving Fund (RF) during the financial year - NRLM, Number of SHGs provided Community Investment Fund (CIF) during the financial year - NRLM, Rural Housing - PMAY(G), Coverage of quality affected habitations - NRDWP, Road constructed- PMGSY

### 2. ARUNACHAL PRADESH

#### Very Good

Food security-Targeted Public Distribution system (APL+BPL+AAY), Food Security:National Food Security Act(Normal)-NFSA, Food Security:National Food Security Act(Tide Over)-NFSA, ICDS Blocks Operational (Cum.), Anganwadis Functional (Cum.), Supply of Electricity

#### Poor

Number of SHGs promoted (new and revived) during the financial year - NRLM, Number of SHGs provided Revolving Fund (RF) during the financial year - NRLM, Number of SHGs provided Community Investment Fund (CIF) during the financial year - NRLM, Rural Housing - PMAY(G), SC families assisted - under SCA to SCSP & NSFDC, Road constructed- PMGSY, , Villages electrified - DDUGJY,

### 3. ASSAM

#### Very Good

Number of SHGs promoted (new and revived) during the financial year - NRLM, Food security-Targeted Public Distribution system (APL+BPL+AAY), Food Security:National Food Security Act(Normal)-NFSA, Rural Housing - PMAY(G), ICDS Blocks Operational (Cum.), Anganwadis Functional (Cum.), Villages electrified - DDUGJY, Supply of Electricity

#### Good

Number of SHGs provided Revolving Fund (RF) during the financial year - NRLM, Food Security:National Food Security Act(Tide Over)-NFSA

#### Poor

Number of SHGs provided Community Investment Fund (CIF) during the financial year - NRLM, Partially Covered Habitations – NRDWP, Coverage of quality affected habitations - NRDWP, Area Covered under Plantation ( Public and Forest Lands), Seedlings planted ( Public and Forest Lands), Road constructed- PMGSY

### 4. BIHAR

#### Very Good

Number of SHGs promoted (new and revived) during the financial year - NRLM, Number of SHGs provided Revolving Fund (RF) during the financial year - NRLM, Food security-Targeted Public Distribution system (APL+BPL+AAY), Food Security:National Food Security Act(Normal)-NFSA, Rural Housing - PMAY(G), Houses constructed - EWS/LIG, ICDS Blocks Operational (Cum.), Villages electrified - DDUGJY, Supply of Electricity

### **Poor**

Number of SHGs provided Community Investment Fund (CIF) during the financial year - NRLM, Partially Covered Habitations – NRDWP, Coverage of quality affected habitations - NRDWP, SC families assisted - under SCA to SCSP & NSFDC, Anganwadis Functional (Cum.), Area Covered under Plantation ( Public and Forest Lands), Seedlings planted ( Public and Forest Lands), Road constructed- PMGSY

## **5. CHHATTISGARH**

### **Very Good**

Number of SHGs promoted (new and revived) during the financial year - NRLM, Number of SHGs provided Revolving Fund (RF) during the financial year - NRLM, Number of SHGs provided Community Investment Fund (CIF) during the financial year - NRLM, Food security-Targeted Public Distribution system (APL+BPL+AAY), Food Security:National Food Security Act(Normal)-NFSA, Houses constructed - EWS/LIG, ICDS Blocks Operational (Cum.), Anganwadis Functional (Cum.), Seedlings planted ( Public and Forest Lands), Supply of Electricity

### **Good**

SC families assisted - under SCA to SCSP & NSFDC, Villages electrified - DDUGJY

### **Poor**

Rural Housing - PMAY(G), Partially Covered Habitations – NRDWP, Coverage of quality affected habitations - NRDWP, Area Covered under Plantation ( Public and Forest Lands), Road constructed- PMGSY, Pumps sets energized

## **6. DELHI**

### **Very Good**

Food security-Targeted Public Distribution system (APL+BPL+AAY), Food Security:National Food Security Act(Normal)-NFSA, ICDS Blocks Operational (Cum.), Anganwadis Functional (Cum.), Supply of Electricity

## **7. GOA**

### **Very Good**

Food security-Targeted Public Distribution system (APL+BPL+AAY), Food Security:National Food Security Act(Normal)-NFSA, Food Security:National Food Security Act(Tide Over)-NFSA, ICDS Blocks Operational (Cum.), Anganwadis Functional (Cum.), Supply of Electricity

### **Good**

Pumps sets energized

### **Poor**

Number of SHGs promoted (new and revived) during the financial year - NRLM, Number of SHGs provided Revolving Fund (RF) during the financial year - NRLM, Number of SHGs provided Community Investment Fund (CIF) during the financial year - NRLM, Area Covered under Plantation ( Public and Forest Lands), Seedlings planted ( Public and Forest Lands)

## **8. GUJARAT**

### **Very Good**

Number of SHGs promoted (new and revived) during the financial year - NRLM, Number of SHGs provided Revolving Fund (RF) during the financial year - NRLM, Food security: Targeted Public Distribution system (APL+BPL+AAY), Food Security: National Food Security Act(Normal)-NFSA, Houses constructed - EWS/LIG, SC families assisted - under SCA to SCSP & NSFDC, ICDS Blocks Operational (Cum.), Anganwadis Functional (Cum.), Area Covered under Plantation ( Public and Forest Lands), Seedlings planted ( Public and Forest Lands), Pumps sets energized, Supply of Electricity

### **Poor**

Number of SHGs provided Community Investment Fund (CIF) during the financial year - NRLM, Rural Housing - PMAY(G), Partially Covered Habitations – NRDWP, Coverage of quality affected habitations - NRDWP, Road constructed- PMGSY

## 9. HARYANA

### Very Good

Number of SHGs promoted (new and revived) during the financial year - NRLM, ICDS Blocks Operational (Cum.), Anganwadis Functional (Cum.), Road constructed- PMGSY, Pumps sets energized, Supply of Electricity

### Good

Food security: Targeted Public Distribution system (APL+BPL+AAY), Food Security: National Food Security Act(Normal)-NFSA, Rural Housing - PMAY(G), SC families assisted - under SCA to SCSP & NSFDC

### Poor

Number of SHGs provided Revolving Fund (RF) during the financial year - NRLM, Number of SHGs provided Community Investment Fund (CIF) during the financial year - NRLM, Houses constructed - EWS/LIG, Partially Covered Habitations – NRDWP

## 10. HIMACHAL PRADESH

### Very Good

Food security-Targeted Public Distribution system (APL+BPL+AAY), Food Security:National Food Security Act(Normal)-NFSA, Food Security:National Food Security Act(Tide Over)-NFSA, Rural Housing - PMAY(G), SC families assisted - under SCA to SCSP & NSFDC, ICDS Blocks Operational (Cum.), Anganwadis Functional (Cum.), Seedlings planted ( Public and Forest Lands), Road constructed- PMGSY, Pumps sets energized, Supply of Electricity

### Poor

Number of SHGs promoted (new and revived) during the financial year - NRLM, Number of SHGs provided Revolving Fund (RF) during the financial year - NRLM, Number of SHGs provided Community Investment Fund (CIF) during the financial year - NRLM, Houses constructed - EWS/LIG, Partially Covered Habitations – NRDWP, Area Covered under Plantation ( Public and Forest Lands)

## 11. JAMMU AND KASHMIR

### Very Good

Food security-Targeted Public Distribution system (APL+BPL+AAY), Food Security:National Food Security Act(Normal)-NFSA, Food Security:National Food Security Act(Tide Over)-NFSA, Coverage of quality affected habitations - NRDWP, ICDS Blocks Operational (Cum.), Anganwadis Functional (Cum.)

### Good

Number of SHGs provided Revolving Fund (RF) during the financial year - NRLM

### Poor

Number of SHGs promoted (new and revived) during the financial year - NRLM, Number of SHGs provided Community Investment Fund (CIF) during the financial year - NRLM, Rural Housing - PMAY(G), Partially Covered Habitations – NRDWP, SC families assisted - under SCA to SCSP & NSFDC, Area Covered under Plantation ( Public and Forest Lands), Seedlings planted ( Public and Forest Lands), Road constructed- PMGSY, Villages electrified - DDUGJY, Supply of Electricity

## 12. JHARKHAND

### Very Good

Number of SHGs promoted (new and revived) during the financial year - NRLM, Food security: Targeted Public Distribution system (APL+BPL+AAY), Food Security: National Food Security Act(Normal)-NFSA, Houses constructed - EWS/LIG, Partially Covered Habitations – NRDWP, SC families assisted - under SCA to SCSP & NSFDC, ICDS Blocks Operational (Cum.), Anganwadis Functional (Cum.), Area Covered under Plantation ( Public and Forest Lands), Seedlings planted ( Public and Forest Lands), Villages electrified - DDUGJY, Supply of Electricity

### Good

Rural Housing - PMAY(G)

### Poor

Number of SHGs provided Revolving Fund (RF) during the financial year - NRLM, Number of SHGs provided Community Investment Fund (CIF) during the financial year - NRLM, Coverage of quality affected habitations - NRDWP, Road constructed- PMGSY, Pumps sets energized

### **13. KARNATAKA**

#### **Very Good**

Food security: Targeted Public Distribution system (APL+BPL+AAY), Food Security: National Food Security Act(Normal)-NFSA, Houses constructed - EWS/LIG, SC families assisted - under SCA to SCSP & NSFDC, ICDS Blocks Operational (Cum.), Anganwadis Functional (Cum.), Area Covered under Plantation ( Public and Forest Lands), Pumps sets energized, Supply of Electricity

#### **Good**

Villages electrified - DDUGJY

#### **Poor**

Number of SHGs promoted (new and revived) during the financial year - NRLM, Number of SHGs provided Revolving Fund (RF) during the financial year - NRLM, Number of SHGs provided Community Investment Fund (CIF) during the financial year - NRLM, Rural Housing - PMAY(G), Partially Covered Habitations – NRDWP, Coverage of quality affected habitations - NRDWP

### **14. KERALA**

#### **Very Good**

Food security-Targeted Public Distribution system (APL+BPL+AAY), Food Security:National Food Security Act(Normal)-NFSA, Food Security:National Food Security Act(Tide Over)-NFSA, Rural Housing - PMAY(G), Coverage of quality affected habitations - NRDWP, SC families assisted - under SCA to SCSP & NSFDC, ICDS Blocks Operational (Cum.), Anganwadis Functional (Cum.), Area Covered under Plantation ( Public and Forest Lands), Seedlings planted ( Public and Forest Lands), Pumps sets energized, Supply of Electricity

#### **Poor**

Number of SHGs promoted (new and revived) during the financial year - NRLM, Number of SHGs provided Revolving Fund (RF) during the financial year - NRLM, Number of SHGs provided Community Investment Fund (CIF) during the financial year - NRLM, Houses constructed - EWS/LIG, Partially Covered Habitations – NRDWP, Road constructed- PMGSY

### **15. MADHYA PRADESH**

#### **Very Good**

Number of SHGs promoted (new and revived) during the financial year - NRLM, Food security: Targeted Public Distribution system (APL+BPL+AAY), Food Security: National Food Security Act(Normal)-NFSA, Rural Housing - PMAY(G), ICDS Blocks Operational (Cum.), Anganwadis Functional (Cum.), Supply of Electricity

#### **Poor**

Number of SHGs provided Revolving Fund (RF) during the financial year - NRLM, Number of SHGs provided Community Investment Fund (CIF) during the financial year - NRLM, Road constructed- PMGSY, Villages electrified - DDUGJY

### **16. MAHARASHTRA**

#### **Very Good**

Number of SHGs promoted (new and revived) during the financial year - NRLM, Number of SHGs provided Community Investment Fund (CIF) during the financial year - NRLM, Food security: Targeted Public Distribution system (APL+BPL+AAY), Food Security: National Food Security Act(Normal)-NFSA, ICDS Blocks Operational (Cum.), Supply of Electricity

#### **Good**

Anganwadis Functional (Cum.)

#### **Poor**

Number of SHGs provided Revolving Fund (RF) during the financial year - NRLM, Rural Housing - PMAY(G), Houses constructed - EWS/LIG, Partially Covered Habitations – NRDWP, Coverage of quality affected habitations - NRDWP, SC families assisted - under SCA to SCSP & NSFDC, Area Covered under Plantation ( Public and Forest Lands), Seedlings planted ( Public and Forest Lands), Road constructed- PMGSY

## 17. MANIPUR

### Very Good

Food security: Targeted Public Distribution system (APL+BPL+AAY), Food Security: National Food Security Act(Normal)-NFSA, ICDS Blocks Operational (Cum.), Anganwadis Functional (Cum.), Seedlings planted ( Public and Forest Lands), , , Villages electrified - DDUGJY

### Poor

Number of SHGs promoted (new and revived) during the financial year - NRLM, Number of SHGs provided Revolving Fund (RF) during the financial year - NRLM, Number of SHGs provided Community Investment Fund (CIF) during the financial year - NRLM, Area Covered under Plantation ( Public and Forest Lands), Road constructed- PMGSY, Supply of Electricity

## 18. MEGHALAYA

### Very Good

Food security: Targeted Public Distribution system (APL+BPL+AAY), Food Security: National Food Security Act(Normal)-NFSA, Food Security: National Food Security Act(Tide Over)-NFSA, Coverage of quality affected habitations - NRDWP, ICDS Blocks Operational (Cum.), Anganwadis Functional (Cum.), Villages electrified - DDUGJY

### Poor

Number of SHGs promoted (new and revived) during the financial year - NRLM, Number of SHGs provided Revolving Fund (RF) during the financial year - NRLM, Number of SHGs provided Community Investment Fund (CIF) during the financial year - NRLM, Rural Housing - PMAY(G), Houses constructed - EWS/LIG, Partially Covered Habitations – NRDWP, Road constructed- PMGSY, Supply of Electricity

## 19. MIZORAM

### Very Good

Food security: Targeted Public Distribution system (APL+BPL+AAY), Food Security: National Food Security Act(Normal)-NFSA, ICDS Blocks Operational (Cum.), Anganwadis Functional (Cum.), Area Covered under Plantation ( Public and Forest Lands)

### Good

Food Security: National Food Security Act(Tide Over)-NFSA

### Poor

Number of SHGs promoted (new and revived) during the financial year - NRLM, Number of SHGs provided Revolving Fund (RF) during the financial year - NRLM, Number of SHGs provided Community Investment Fund (CIF) during the financial year - NRLM, Rural Housing - PMAY(G), Seedlings planted ( Public and Forest Lands), Road constructed- PMGSY, Villages electrified - DDUGJY, Supply of Electricity

## 20. NAGALAND

### Very Good

Food security: Targeted Public Distribution system (APL+BPL+AAY), Food Security: National Food Security Act(Normal)-NFSA, Food Security: National Food Security Act(Tide Over)-NFSA, ICDS Blocks Operational (Cum.), Road constructed- PMGSY

### Good

Anganwadis Functional (Cum.)

### Poor

Number of SHGs promoted (new and revived) during the financial year - NRLM, Number of SHGs provided Revolving Fund (RF) during the financial year - NRLM, Number of SHGs provided Community Investment Fund (CIF) during the financial year - NRLM, Villages electrified - DDUGJY, Supply of Electricity

## **21. ODISHA**

### **Very Good**

Number of SHGs promoted (new and revived) during the financial year - NRLM, Food security-Targeted Public Distribution system (APL+BPL+AAY), Food Security:National Food Security Act(Normal)-NFSA, SC families assisted - under SCA to SCSP & NSFDC, ICDS Blocks Operational (Cum.), Anganwadis Functional (Cum.), Area Covered under Plantation ( Public and Forest Lands), Villages electrified - DDUGJY, Pumps sets energized, Supply of Electricity

### **Poor**

Number of SHGs provided Revolving Fund (RF) during the financial year - NRLM, Number of SHGs provided Community Investment Fund (CIF) during the financial year - NRLM, Rural Housing - PMAY(G), Houses constructed - EWS/LIG, Partially Covered Habitations – NRDWP, Coverage of quality affected habitations - NRDWP, Seedlings planted ( Public and Forest Lands), Road constructed- PMGSY

## **22. PUDUCHERRY**

### **Very Good**

ICDS Blocks Operational (Cum.), Anganwadis Functional (Cum.), Area Covered under Plantation ( Public and Forest Lands), Seedlings planted ( Public and Forest Lands), Pumps sets energized, Supply of Electricity

### **Poor**

SC families assisted - under SCA to SCSP & NSFDC, Road constructed- PMGSY

## **23. PUNJAB**

### **Very Good**

Partially Covered Habitations – NRDWP, ICDS Blocks Operational (Cum.), Anganwadis Functional (Cum.), Area Covered under Plantation ( Public and Forest Lands), Seedlings planted ( Public and Forest Lands), Road constructed- PMGSY, Supply of Electricity

### **Poor**

Number of SHGs promoted (new and revived) during the financial year - NRLM, Number of SHGs provided Revolving Fund (RF) during the financial year - NRLM, Number of SHGs provided Community Investment Fund (CIF) during the financial year - NRLM, Food security: Targeted Public Distribution system (APL+BPL+AAY), Food Security: National Food Security Act(Normal)-NFSA, Rural Housing - PMAY(G), Houses constructed - EWS/LIG, Coverage of quality affected habitations - NRDWP, SC families assisted - under SCA to SCSP & NSFDC, Pumps sets energized

## **24. RAJASTHAN**

### **Very Good**

Number of SHGs promoted (new and revived) during the financial year - NRLM, Number of SHGs provided Revolving Fund (RF) during the financial year - NRLM, Partially Covered Habitations – NRDWP, Coverage of quality affected habitations - NRDWP, SC families assisted - under SCA to SCSP & NSFDC, ICDS Blocks Operational (Cum.), Anganwadis Functional (Cum.), Area Covered under Plantation ( Public and Forest Lands), Seedlings planted ( Public and Forest Lands), Road constructed- PMGSY, Villages electrified - DDUGJY, Pumps sets energized, Supply of Electricity

### **Good**

Number of SHGs provided Community Investment Fund (CIF) during the financial year - NRLM

### **Poor**

Food security: Targeted Public Distribution system (APL+BPL+AAY), Food Security: National Food Security Act(Normal)-NFSA, Rural Housing - PMAY(G), Houses constructed - EWS/LIG

## 25. SIKKIM

### Very Good

Food security: Targeted Public Distribution system (APL+BPL+AAY), Food Security: National Food Security Act(Normal)-NFSA, Food Security: National Food Security Act(Tide Over)-NFSA, ICDS Blocks Operational (Cum.), Anganwadis Functional (Cum.), Supply of Electricity

### Poor

Number of SHGs promoted (new and revived) during the financial year - NRLM, Number of SHGs provided Revolving Fund (RF) during the financial year - NRLM, Number of SHGs provided Community Investment Fund (CIF) during the financial year - NRLM, Houses constructed - EWS/LIG, Partially Covered Habitations – NRDWP, SC families assisted - under SCA to SCSP & NSFDC, Area Covered under Plantation ( Public and Forest Lands), Seedlings planted ( Public and Forest Lands), Road constructed- PMGSY

## 26. TAMIL NADU

### Very Good

Number of SHGs provided Revolving Fund (RF) during the financial year - NRLM, Number of SHGs provided Community Investment Fund (CIF) during the financial year - NRLM, Food security: Targeted Public Distribution system (APL+BPL+AAY), Food Security: National Food Security Act(Normal)-NFSA, Food Security: National Food Security Act(Tide Over)-NFSA, Houses constructed - EWS/LIG, SC families assisted - under SCA to SCSP & NSFDC, ICDS Blocks Operational (Cum.), Anganwadis Functional (Cum.), Road constructed- PMGSY, Pumps sets energized, Supply of Electricity

### Poor

Number of SHGs promoted (new and revived) during the financial year - NRLM, Rural Housing - PMAY(G), Partially Covered Habitations – NRDWP, Coverage of quality affected habitations - NRDWP, Area Covered under Plantation ( Public and Forest Lands), Seedlings planted ( Public and Forest Lands)

## 27. TELANGANA

### Very Good

Food security: Targeted Public Distribution system (APL+BPL+AAY), Food Security: National Food Security Act(Normal)-NFSA, Coverage of quality affected habitations - NRDWP, ICDS Blocks Operational (Cum.), Anganwadis Functional (Cum.), Area Covered under Plantation ( Public and Forest Lands), Seedlings planted ( Public and Forest Lands), Pumps sets energized, Supply of Electricity

### Good

Partially Covered Habitations – NRDWP

### Poor

Number of SHGs provided Revolving Fund (RF) during the financial year - NRLM, Number of SHGs provided Community Investment Fund (CIF) during the financial year - NRLM, Food Security: National Food Security Act(Tide Over)-NFSA, Rural Housing - PMAY(G), Houses constructed - EWS/LIG, SC families assisted - under SCA to SCSP & NSFDC, Road constructed- PMGSY

## 28. TRIPURA

### Very Good

Number of SHGs promoted (new and revived) during the financial year - NRLM, Food security-Targeted Public Distribution system (APL+BPL+AAY), Food Security:National Food Security Act(Normal)-NFSA, Food Security:National Food Security Act(Tide Over)-NFSA, Rural Housing - PMAY(G), SC families assisted - under SCA to SCSP & NSFDC, ICDS Blocks Operational (Cum.), Anganwadis Functional (Cum.)

### Good

Number of SHGs provided Revolving Fund (RF) during the financial year - NRLM

### Poor

Number of SHGs provided Community Investment Fund (CIF) during the financial year - NRLM, Houses constructed - EWS/LIG, Partially Covered Habitations – NRDWP, Coverage of quality affected habitations - NRDWP, Road constructed- PMGSY, Supply of Electricity

## **29. UTTARAKHAND**

### **Very Good**

Food security: Targeted Public Distribution system (APL+BPL+AAY), Food Security: National Food Security Act(Normal)-NFSA, Food Security: National Food Security Act(Tide Over)-NFSA, Rural Housing - PMAY(G), Partially Covered Habitations – NRDWP, ICDS Blocks Operational (Cum.), Anganwadis Functional (Cum.), Area Covered under Plantation ( Public and Forest Lands), Seedlings planted ( Public and Forest Lands), Pumps sets energized, Supply of Electricity

### **Good**

Number of SHGs promoted (new and revived) during the financial year - NRLM

### **Poor**

Number of SHGs provided Revolving Fund (RF) during the financial year - NRLM, Number of SHGs provided Community Investment Fund (CIF) during the financial year - NRLM, SC families assisted - under SCA to SCSP & NSFDC, Road constructed- PMGSY, Villages electrified - DDUGJY

## **30. UTTAR PRADESH**

### **Very Good**

Food security: Targeted Public Distribution system (APL+BPL+AAY), Food Security: National Food Security Act(Normal)-NFSA, Rural Housing - PMAY(G), Partially Covered Habitations – NRDWP, ICDS Blocks Operational (Cum.), Anganwadis Functional (Cum.), Seedlings planted ( Public and Forest Lands), Villages electrified - DDUGJY, Pumps sets energized, Supply of Electricity

### **Poor**

Number of SHGs promoted (new and revived) during the financial year - NRLM, Number of SHGs provided Revolving Fund (RF) during the financial year - NRLM, Number of SHGs provided Community Investment Fund (CIF) during the financial year - NRLM, Houses constructed - EWS/LIG, Coverage of quality affected habitations - NRDWP, SC families assisted - under SCA to SCSP & NSFDC, Area Covered under Plantation ( Public and Forest Lands), Road constructed- PMGSY

## **31. WEST BENGAL**

### **Very Good**

Number of SHGs promoted (new and revived) during the financial year - NRLM, Number of SHGs provided Revolving Fund (RF) during the financial year - NRLM, Number of SHGs provided Community Investment Fund (CIF) during the financial year - NRLM, Food security: Targeted Public Distribution system (APL+BPL+AAY), Food Security: National Food Security Act(Normal)-NFSA, Rural Housing - PMAY(G), Houses constructed - EWS/LIG, Partially Covered Habitations – NRDWP, Coverage of quality affected habitations - NRDWP, SC families assisted - under SCA to SCSP & NSFDC, Area Covered under Plantation ( Public and Forest Lands), Seedlings planted ( Public and Forest Lands), Villages electrified - DDUGJY, Pumps sets energized, Supply of Electricity

### **Poor**

ICDS Blocks Operational (Cum.), Anganwadis Functional (Cum.), Road constructed- PMGSY

## **32. ANDAMAN AND NICOBAR ISLANDS**

### **Very Good**

ICDS Blocks Operational (Cum.), Anganwadis Functional (Cum.), Supply of Electricity

### **Poor**

Food security: Targeted Public Distribution system (APL+BPL+AAY), Food Security: National Food Security Act(Normal)-NFSA, Food Security: National Food Security Act(Tide Over)-NFSA, Rural Housing - PMAY(G), Partially Covered Habitations – NRDWP, Area Covered under Plantation ( Public and Forest Lands), Seedlings planted ( Public and Forest Lands)

### **33. CHANDIGARH**

#### **Very Good**

SC families assisted - under SCA to SCSP & NSFDC, ICDS Blocks Operational (Cum.), Anganwadis Functional (Cum.), Area Covered under Plantation ( Public and Forest Lands), Seedlings planted ( Public and Forest Lands), Supply of Electricity

#### **Poor**

Rural Housing - PMAY(G), Houses constructed - EWS/LIG

### **34. DADRA AND NAGAR HAVELI**

#### **Very Good**

Food security: Targeted Public Distribution system (APL+BPL+AAY), Food Security: National Food Security Act(Normal)-NFSA, ICDS Blocks Operational (Cum.), Seedlings planted ( Public and Forest Lands), Supply of Electricity

#### **Poor**

Rural Housing - PMAY(G), Houses constructed - EWS/LIG, SC families assisted - under SCA to SCSP & NSFDC, Anganwadis Functional (Cum.)

### **35. DAMAN AND DIU**

#### **Very Good**

Food security: Targeted Public Distribution system (APL+BPL+AAY), Food Security: National Food Security Act(Normal)-NFSA, ICDS Blocks Operational (Cum.), Anganwadis Functional (Cum.), Area Covered under Plantation ( Public and Forest Lands), Pumps sets energized, Supply of Electricity

#### **Poor**

Rural Housing - PMAY(G), SC families assisted - under SCA to SCSP & NSFDC

### **36. LAKSHADWEEP**

#### **Very Good**

Food security: Targeted Public Distribution system (APL+BPL+AAY), Food Security: National Food Security Act(Normal)-NFSA, Food Security: National Food Security Act(Tide Over)-NFSA, ICDS Blocks Operational (Cum.), Anganwadis Functional (Cum.), Supply of Electricity

#### **Poor**

Area Covered under Plantation ( Public and Forest Lands), Seedlings planted ( Public and Forest Lands)

# **TWENTY POINT PROGRAMME - 2006**

## **PART - II**

### **ITEM-WISE PERFORMANCE**

**Table - 1**

**Employment generation under the NREG Scheme**

Sl. No.		No. of job cards issued (Number) April 2017- December 2017	Employment generated (Number) April 2017- December 2017	Wages given (Rupees) April 2017- December 2017
(1)	(2)	(3)	(4)	(5)
1	ANDHRA PRADESH	2,27,584	17,66,00,000	24,58,74,00,000
2	ARUNACHAL PRADESH	NR	NR	NR
3	ASSAM	43,959	3,52,75,000	7,06,18,60,000
4	BIHAR	2,16,599	6,60,42,000	15,33,07,50,000
5	CHHATTISGARH	99,398	7,48,14,000	12,89,66,31,000
6	GOA	418	1,07,401	2,47,17,000
7	GUJARAT	68,68,000	2,45,03,000	4,50,60,22,000
8	HARYANA	8,61,012	65,38,000	1,89,82,000
9	HIMACHAL PRADESH	11,571	1,56,54,000	3,00,67,60,000
10	JAMMU AND KASHMIR	10,93,808	1,57,14,000	4,44,55,00,000
11	JHARKHAND	1,16,867	3,41,22,073	6,27,57,09,000
12	KARNATAKA	1,29,289	6,67,27,000	23,39,18,39,000
13	KERALA	32,115	32,45,579	61,35,58,000
14	MADHYA PRADESH	NR	NR	NR
15	MAHARASHTRA	2,05,465	5,35,81,152	10,56,34,68,000
16	MANIPUR	5,39,365	32,52,000	64,92,22,000
17	MEGHALAYA	5,22,413	1,97,04,000	5,72,47,25,000
18	MIZORAM	60,836	20,60,259	1,25,80,19,700
19	NAGALAND	NR	NR	NR
20	ODISHA	0 \$	6,06,28,000	12,46,36,91,000
21	PUDUCHERRY	3,710 \$	5,86,000	11,70,06,000
22	PUNJAB	1,24,056	1,71,06,366	4,10,50,90,000
23	RAJASTHAN	94,94,498	18,18,19,000	24,74,10,27,000
24	SIKKIM	79,462	18,47,037	3,33,00,000
25	TAMIL NADU	78,35,698	21,22,26,000	31,68,57,94,000
26	TELANGANA	1,14,146	10,28,42,000	14,64,22,54,000
27	TRIPURA	NR	NR	NR
28	UTTARAKHAND	17,899	1,40,95,000	2,75,05,87,000
29	UTTAR PRADESH	0	12,60,49,000	21,84,98,30,000
30	WEST BENGAL	0 \$	23,42,22,000	45,54,13,05,000
31	ANDAMAN AND NICOBAR ISLANDS	55	57,233	2,22,30,000
32	DADRA AND NAGAR HAVELI	5236	0	0
33	LAKSHADWEEP	8,308	3,771	9,36,000
<b>Grand Total</b>		<b>2,87,11,767</b>	<b>1,54,94,20,871</b>	<b>2,78,30,82,12,700</b>

Note: Negative figures has been taken as zero

NR Not Reported

\$ State has revised the figure downward

Table - 2(A)

**National Rural Livelihood Mission (NRLM)**  
**Number of SHGs promoted (new and revived) during the financial year**  
**(Unit: Number)**

Sl. No.	State/UT Name	Target		Achievement @	Percent Achievement
		2017-2018	April 2017-December 2017	April 2017-December 2017	April 2017-December 2017
(1)	(2)	(3)	(4)	(5)	(5)/(4)
1	ANDHRA PRADESH	108400	81,300	0	0
2	ARUNACHAL PRADESH	1,771	1,231	671	55
3	ASSAM	26,520	22,991	23,820	104
4	BIHAR	85,422	67,250	99,833	148
5	CHHATTISGARH	31,200	24,960	25,493	102
6	GOA	990	770	0	0
7	GUJARAT	11,816	8,862	73,141	825
8	HARYANA	5,500	4,400	4,015	91
9	HIMACHAL PRADESH	2,523	1,767	670	38
10	JAMMU AND KASHMIR	7,880	6,680	3,912	59
11	JHARKHAND	41,839	31,147	29,502	95
12	KARNATAKA	1,22,640	91,980	891	1
13	KERALA	13,099	10,099	2,183	22
14	MADHYA PRADESH	38,458	29,898	30,709	103
15	MAHARASHTRA	38,778	27,640	52,383	190
16	MANIPUR	1,410	900	597	66
17	MEGHALAYA	2,676	1,962	1274	65
18	MIZORAM	13,052	10,361	993	10
19	NAGALAND	4,150	3,250	557	17
20	ODISHA	18,335	13,818	13,148	95
21	PUDUCHERRY	0	0	0	-
22	PUNJAB	5,215	3,955	1,864	47
23	RAJASTHAN	11,760	8,480	16,029	189
24	SIKKIM	1,341	950	336	35
25	TAMIL NADU	20,000	15,500	8,692	56
26	TELANGANA	0	0	0	-
27	TRIPURA	1,505	1,305	1420	109
28	UTTARAKHAND	7,050	5,000	4,186	84
29	UTTAR PRADESH	48,680	34,590	14,785	43
30	WEST BENGAL	19,640	17,676	176430	998
<b>Grand Total</b>		6,91,650	5,28,722	5,87,534	111

**Very Good:(90% or above of targets)**

ASSAM, BIHAR, CHHATTISGARH, GUJARAT, HARYANA, JHARKHAND, MADHYA PRADESH, MAHARASHTRA, ODISHA, RAJASTHAN, TRIPURA, WEST BENGAL

**Good:(Between 80% to 90% targets)**

UTTARAKHAND

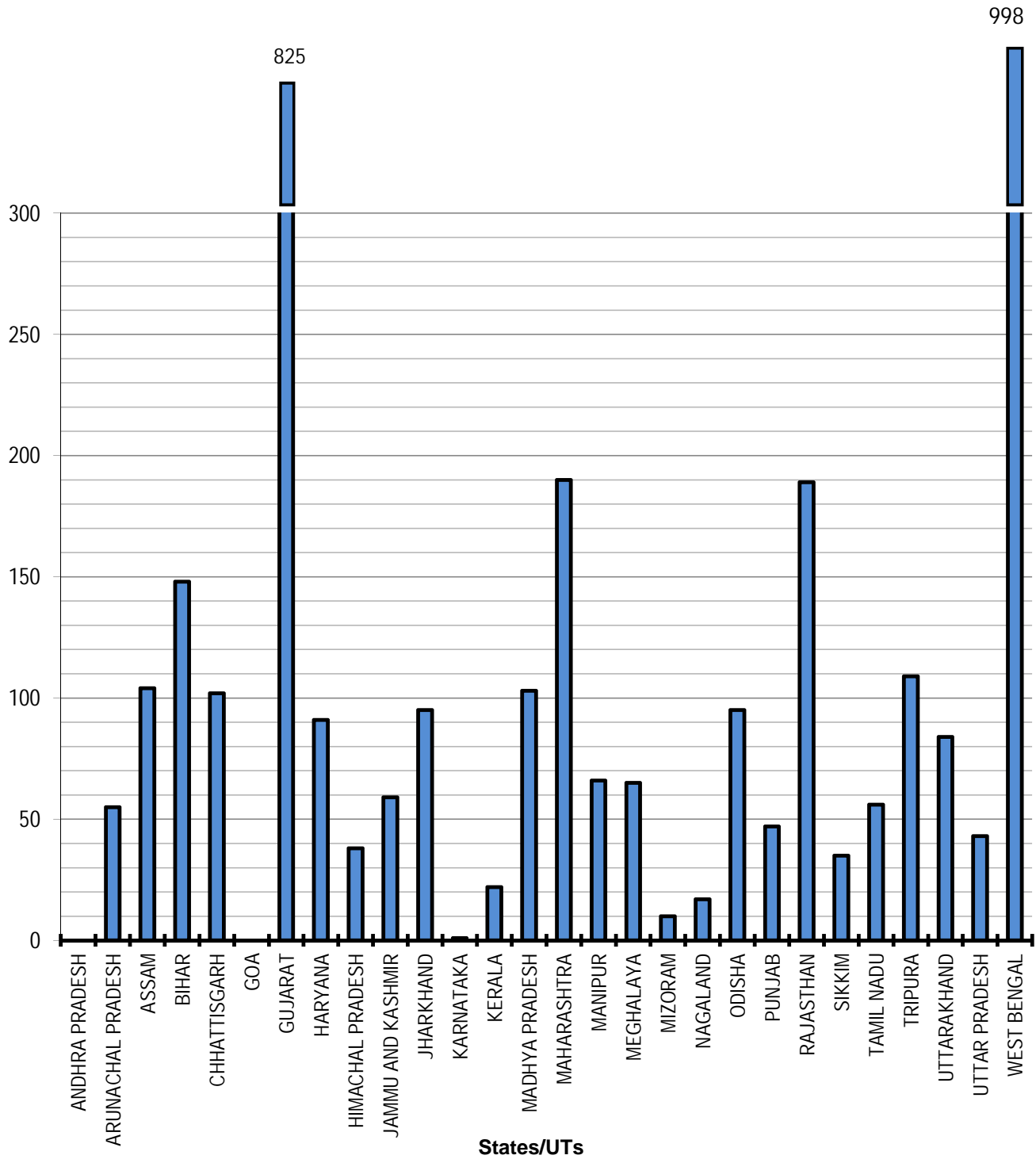
**Poor:(Below 80% of targets)**

ANDHRA PRADESH, ARUNACHAL PRADESH, GOA, HIMACHAL PRADESH, JAMMU AND KASHMIR, KARNATAKA, KERALA, MANIPUR, MEGHALAYA, MIZORAM, NAGALAND, PUNJAB, SIKKIM, TAMIL NADU, UTTAR PRADESH

Note: @ Figures received from M/o Rural Development have been considered

# NRLM: No. of SHGs Promoted (New & Revived)

% Achievement of Target  
During April 2017 - December 2017



**Table - 2(B)**  
**National Rural Livelihood Mission (NRLM)**  
**Number of SHGs provided Revolving Fund (RF) during the financial year**  
**(Unit: Number)**

Sl. No.	State/UT Name	Target		Achievement @ April 2017-December 2017	Percent Achievement April 2017-December 2017
		2017-2018	April 2017-December 2017		
(1)	(2)	(3)	(4)	(5)	(5)/(4)
1	ANDHRA PRADESH	25,000	18,750	0	0
2	ARUNACHAL PRADESH	1,231	850	121	14
3	ASSAM	23,100	18,100	15,178	84
4	BIHAR	110039	85,805	84,469	98
5	CHHATTISGARH	15,802	11,853	16,960	143
6	GOA	700	600	0	0
7	GUJARAT	9,467	9,467	64,772	684
8	HARYANA	5,000	4,000	2,372	59
9	HIMACHAL PRADESH	2,500	1750	596	34
10	JAMMU AND KASHMIR	7,086	6,205	4,994	80
11	JHARKHAND	34,683	25,803	8,835	34
12	KARNATAKA	9,175	5,500	41	1
13	KERALA	11,299	8,749	330	4
14	MADHYA PRADESH	52,698	41,508	10,238	25
15	MAHARASHTRA	34,296	23,195	18,481	80
16	MANIPUR	1,168	678	150	22
17	MEGHALAYA	2,692	2,100	635	30
18	MIZORAM	1,259	962	367	38
19	NAGALAND	3,862	2,200	70	3
20	ODISHA	20,000	18,000	10,036	56
21	PUDUCHERRY	0	-	0	-
22	PUNJAB	4,761	3,581	543	15
23	RAJASTHAN	9,650	6,150	6,965	113
24	SIKKIM	1,341	950	203	21
25	TAMIL NADU	4,000	3,200	5,413	169
26	TELANGANA	800	600	0	0
27	TRIPURA	1,828	1460	1289	88
28	UTTARAKHAND	5,500	3,000	2,216	74
29	UTTAR PRADESH	40,460	28,500	11,576	41
30	WEST BENGAL	34,025	30,622	57,608	188
<b>Grand Total</b>		<b>4,73,422</b>	<b>3,64,138</b>	<b>3,24,458</b>	<b>89</b>

**Very Good:(90% or above of targets)**

BIHAR, CHHATTISGARH, GUJARAT, RAJASTHAN, TAMIL NADU, WEST BENGAL

**Good:(Between 80% to 90% targets)**

ASSAM, JAMMU AND KASHMIR, TRIPURA

**Poor:(Below 80% of targets)**

ANDHRA PRADESH, ARUNACHAL PRADESH, GOA, HARYANA, HIMACHAL PRADESH, JHARKHAND, KARNATAKA, KERALA, MADHYA PRADESH, MAHARASHTRA, MANIPUR, MEGHALAYA, MIZORAM, NAGALAND, ODISHA, PUNJAB, SIKKIM, TELANGANA, UTTARAKHAND, UTTAR PRADESH

Note: @ Figures received from M/o Rural Development have been considered

## NRLM: No. of SHGs Provided Revolving Fund

% Achievement of Target  
During April 2017 - December 2017

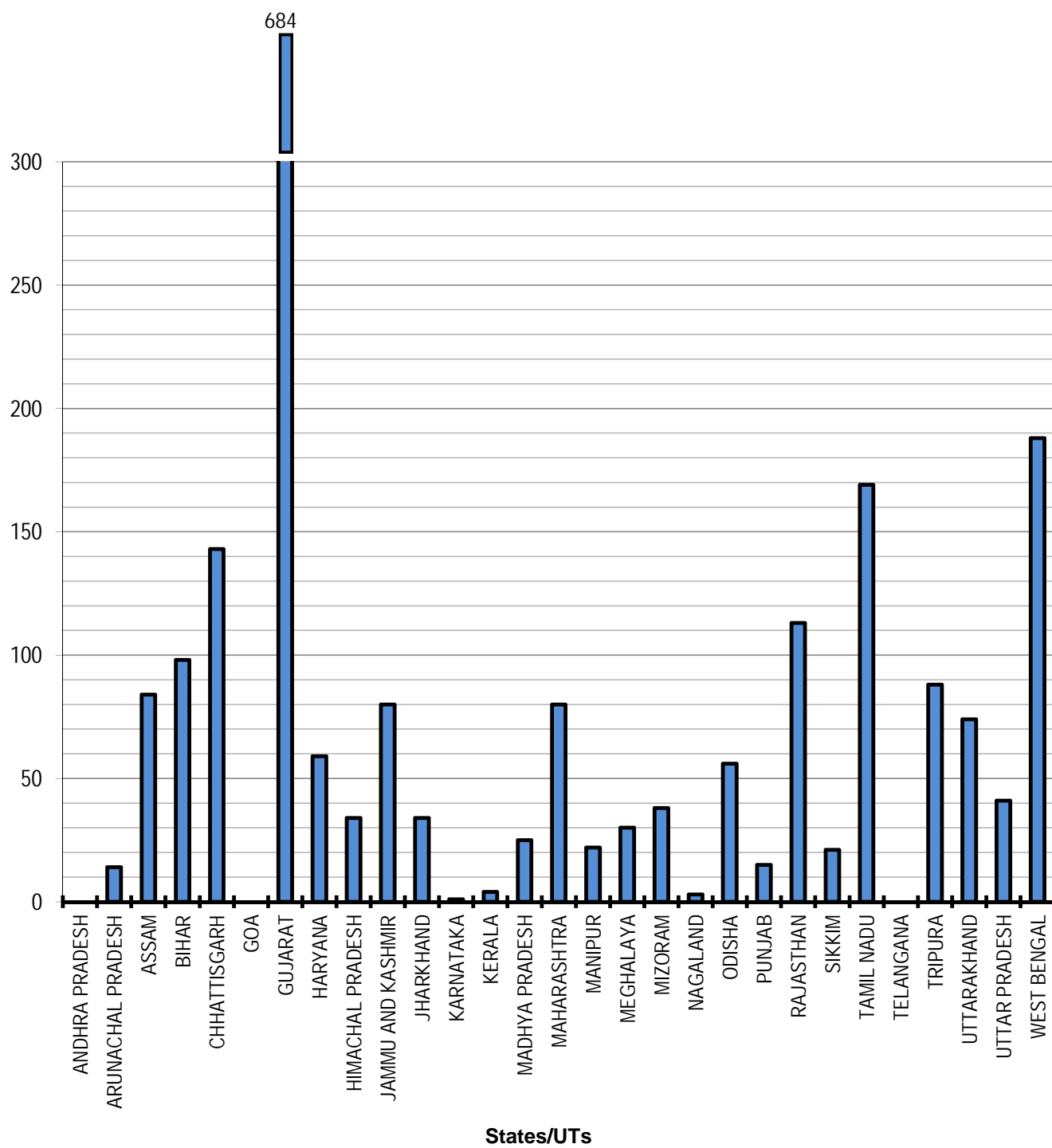


Table - 2(C)

**National Rural Livelihood Mission (NRLM)**  
**Number of SHGs provided Community Investment Fund (CIF) during the financial year**  
**(Unit: Number)**

Sl. No.	State/UT Name	Target		Achievement @ April 2017-December 2017	Percent Achievement April 2017-December 2017
		2017-2018	April 2017-December 2017		
(1)	(2)	(3)	(4)	(5)	(5)/(4)
1	ANDHRA PRADESH	4,500	3,375	0	0
2	ARUNACHAL PRADESH	465	159	0	0
3	ASSAM	12,000	8,700	3875	45
4	BIHAR	71,160	56,540	37309	66
5	CHHATTISGARH	8,700	6,488	7848	121
6	GOA	300	225	0	0
7	GUJARAT	7,070	5,850	2420	41
8	HARYANA	1,350	1,100	587	53
9	HIMACHAL PRADESH	1,300	910	21	2
10	JAMMU AND KASHMIR	6,676	5,457	2955	54
11	JHARKHAND	18,843	14,337	4711	33
12	KARNATAKA	5,410	4,175	840	20
13	KERALA	4,358	3,338	227	7
14	MADHYA PRADESH	23,368	18,656	935	5
15	MAHARASHTRA	8,875	5,890	5668	96
16	MANIPUR	970	550	0	0
17	MEGHALAYA	1,784	1,248	189	15
18	MIZORAM	882	731	455	62
19	NAGALAND	1,250	800	0	0
20	ODISHA	52,500	45,000	10615	24
21	PUDUCHERRY	0	0	0	-
22	PUNJAB	1,751	1,076	112	10
23	RAJASTHAN	7,270	5,350	4562	85
24	SIKKIM	1,200	970	763	79
25	TAMIL NADU	5,899	5,399	9449	175
26	TELANGANA	800	600	0	0
27	TRIPURA	1,046	810	551	68
28	UTTARAKHAND	1,500	950	565	59
29	UTTAR PRADESH	29,120	15,930	10817	68
30	WEST BENGAL	24,000	21,600	30384	141
<b>Grand Total</b>		<b>3,04,347</b>	<b>2,36,214</b>	<b>1,35,858</b>	<b>58</b>

**Very Good:(90% or above of targets)**

CHHATTISGARH, MAHARASHTRA, TAMIL NADU, WEST BENGAL

**Good:(Between 80% to 90% targets)**

RAJASTHAN

**Poor:(Below 80% of targets)**

ANDHRA PRADESH, ARUNACHAL PRADESH, ASSAM, BIHAR, GOA, GUJARAT, HARYANA, HIMACHAL PRADESH, JAMMU AND KASHMIR, JHARKHAND, KARNATAKA, KERALA, MADHYA PRADESH, MANIPUR, MEGHALAYA, MIZORAM, NAGALAND, ODISHA, PUNJAB, SIKKIM, TELANGANA, TRIPURA, UTTARAKHAND, UTTAR PRADESH

Note: @ Figures received from M/o Rural Development have been considered

# NRLM: No. of SHGs Provided Community Investment Fund (CIF)

% Achievement of Target  
During April 2017 - December 2017

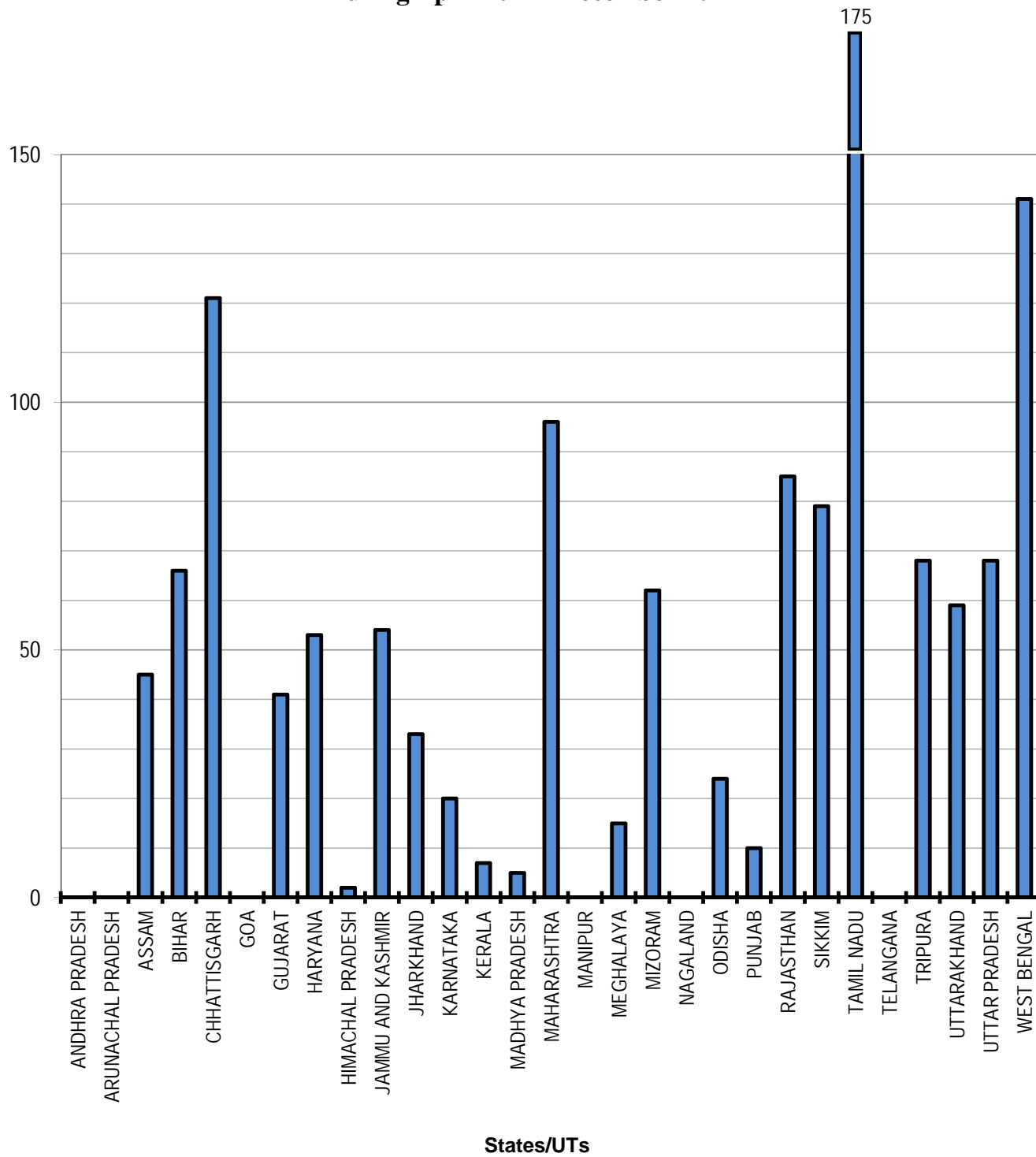


Table - 3(A)

## Distribution of waste land to the landless

(Unit: Hectare)

Sl. No. State/UT No. Name		Total Land Distributed (Hectare) April 2017- December 2017
(1)	(2)	(3)
1	ANDHRA PRADESH	0
2	ARUNACHAL PRADESH	NR
3	ASSAM	NR
4	BIHAR	1 \$
5	CHHATTISGARH	0
6	DELHI	NR
7	GOA	0
8	GUJARAT	NR
9	HARYANA	NR
10	JAMMU AND KASHMIR	0
11	JHARKHAND	0
12	KARNATAKA	0
13	KERALA	0
14	MADHYA PRADESH	NR
15	MAHARASHTRA	0
16	MANIPUR	NA
17	MEGHALAYA	0
18	MIZORAM	NR
19	NAGALAND	NR
20	ODISHA	210
22	PUNJAB	0
23	RAJASTHAN	NR
24	SIKKIM	NR
25	TAMIL NADU	0
26	TELANGANA	902
27	TRIPURA	NR
28	UTTARAKHAND	NR
29	UTTAR PRADESH	599
30	WEST BENGAL	333
31	ANDAMAN AND NICOBAR ISLANDS	NR
32	CHANDIGARH	NR
33	DADRA AND NAGAR HAVELI	NR
34	DAMAN AND DIU	0
35	LAKSHADWEEP	0
Grand Total		2,045

Note: NR Not Reported

NA Not applicable

\$ State has revised the figure downward

Table - 3(B)

## Distribution of waste land to the landless

Sl. State/UT No. Name		Land Distributed to SC (Hectare) April 2017- December 2017	Land Distributed to ST (Hectare) April 2017- December 2017	Land Distributed to Others (Hectare) April 2017- December 2017
(1)	(2)	(3)	(4)	(5)
1	ANDHRA PRADESH	NR	NR	NR
2	ARUNACHAL PRADESH	NR	NR	NR
3	ASSAM	NR	NR	NR
4	BIHAR	0.262 \$	0.207 \$	0.207 \$
5	CHHATTISGARH	0	0	0
6	DELHI	NR	NR	NR
7	GOA	NR	NR	NR
8	GUJARAT	NR	NR	NR
9	HARYANA	NR	NR	NR
10	JAMMU AND KASHMIR	0	0	0
11	JHARKHAND	0	0	0
12	KARNATAKA	0	0	0
13	KERALA	0	0	0
14	MADHYA PRADESH	NR	NR	NR
15	MAHARASHTRA	0	0	0
16	MANIPUR	NA	NA	NA
17	MEGHALAYA	NR	NR	NR
18	MIZORAM	NR	NR	NR
19	NAGALAND	NR	NR	NR
20	ODISHA	42	129	39
22	PUNJAB	0	0	0
23	RAJASTHAN	NR	NR	NR
24	SIKKIM	0	0	0
25	TAMIL NADU	0	0	0
26	TELANGANA	902	0	0
27	TRIPURA	NR	NR	NR
28	UTTARAKHAND	NR	NR	NR
29	UTTAR PRADESH	212	4	383
30	WEST BENGAL	177	27	128
31	ANDAMAN AND NICOBAR ISLANDS	NR	NR	NR
32	CHANDIGARH	NR	NR	NR
33	DADRA AND NAGAR HAVELI	NR	NR	NR
34	DAMAN AND DIU	0	0	0
35	LAKSHADWEEP	0	0	0
Grand Total		1333	160	550

Note: NR Not Reported

NA Not applicable

\$ State has revised the figure downward

Table - 4(A)

## Minimum Wages Enforcement (including Farm Labour)

Sl. No.	State/UT Name	Agriculture and Farm Workers: Inspections made (Number) April 2017-December 2017	Agriculture and Farm Workers: Irregularities detected (Number) April 2017-December 2017	Agriculture and Farm Workers: Irregularities rectified (Number) April 2017-December 2017
		(3)	(4)	(5)
1	ANDHRA PRADESH	NR	NR	NR
2	ARUNACHAL PRADESH	NR	NR	NR
3	ASSAM	NR	NR	NR
4	BIHAR	0 \$	0 \$	0 \$
5	CHHATTISGARH	NR	NR	NR
6	DELHI	NR	NR	NR
7	GOA	NR	NR	NR
8	GUJARAT	NR	NR	NR
9	HARYANA	NR	NR	NR
10	HIMACHAL PRADESH	NR	NR	NR
11	JAMMU AND KASHMIR	NR	NR	NR
12	JHARKHAND	NR	NR	NR
13	KARNATAKA	NR	NR	NR
14	KERALA	NR	NR	NR
15	MADHYA PRADESH	NR	NR	NR
16	MAHARASHTRA	NR	NR	NR
17	MANIPUR	NR	NR	NR
18	MEGHALAYA	NR	NR	NR
19	MIZORAM	NR	NR	NR
20	NAGALAND	NR	NR	NR
21	ODISHA	NR	NR	NR
22	PUDUCHERRY	NR	NR	NR
23	PUNJAB	NR	NR	NR
24	RAJASTHAN	NR	NR	NR
25	SIKKIM	NR	NR	NR
26	TAMIL NADU	1,30,200	174	55
27	TELANGANA	NR	NR	NR
28	TRIPURA	NR	NR	NR
29	UTTARAKHAND	NR	NR	NR
30	UTTAR PRADESH	NR	NR	NR
31	WEST BENGAL	1614	5527	1428
32	ANDAMAN AND NICOBAR ISLANDS	NR	NR	NR
33	CHANDIGARH	60	19	2
34	DADRA AND NAGAR HAVELI	4	0	0
35	DAMAN AND DIU	NR	NR	NR
36	LAKSHADWEEP	0	0	0
Grand Total		1,31,878	5,720	1,485

Note: NR Not Reported

\$ State has revised the figure downward

**Table - 4(B)****Minimum Wages Enforcement (including Farm Labour)****(Unit: Number)**

Sl. State/UT No. Name		Agriculture and Farm Workers: Claims filed (Number) April 2017- December 2017	Agriculture and Farm Workers: Claims settled (Number) April 2017- December 2017
(1)	(2)	(3)	(4)
1	ANDHRA PRADESH	NR	NR
2	ARUNACHAL PRADESH	NR	NR
3	ASSAM	NR	NR
4	BIHAR	67	120
5	CHHATTISGARH	NR	NR
6	DELHI	NR	NR
7	GOA	NR	NR
8	GUJARAT	NR	NR
9	HARYANA	NR	NR
10	HIMACHAL PRADESH	NR	NR
11	JAMMU AND KASHMIR	NR	NR
12	JHARKHAND	NR	NR
13	KARNATAKA	NR	NR
14	KERALA	NR	NR
15	MADHYA PRADESH	NR	NR
16	MAHARASHTRA	NR	NR
17	MANIPUR	NR	NR
18	MEGHALAYA	NR	NR
19	MIZORAM	NR	NR
20	NAGALAND	NR	NR
21	ODISHA	NR	NR
22	PUDUCHERRY	NR	NR
23	PUNJAB	NR	NR
24	RAJASTHAN	NR	NR
25	SIKKIM	NR	NR
26	TAMIL NADU	662	424
27	TELANGANA	NR	NR
28	TRIPURA	0	0
29	UTTARAKHAND	0	0
30	UTTAR PRADESH	0	0
31	WEST BENGAL	27	0
32	ANDAMAN AND NICOBAR ISLANDS	NR	NR
33	CHANDIGARH	7	1
34	DADRA AND NAGAR HAVELI	0	0
35	DAMAN AND DIU	NR	NR
36	LAKSHADWEEP	0	0
<b>Grand Total</b>		<b>763</b>	<b>545</b>

Note: NR Not Reported

Table - 4(C)

## Minimum Wages Enforcement (including Farm Labour)

Sl. No.	State/UT Name	Agriculture and Farm Workers: Prosecution cases Pending (Number) April 2017-December 2017	Agriculture and Farm Workers: Prosecution cases filed (Number) April 2017-December 2017	Agriculture and Farm Workers: Prosecution cases decided (Number) April 2017-December 2017
		(3)	(4)	(5)
1	ANDHRA PRADESH	NR	NR	NR
2	ARUNACHAL PRADESH	NR	NR	NR
3	ASSAM	NR	NR	NR
4	BIHAR	169	2 \$	0
5	CHHATTISGARH	NR	NR	NR
6	DELHI	NR	NR	NR
7	GOA	NR	NR	NR
8	GUJARAT	NR	NR	NR
9	HARYANA	NR	NR	NR
10	HIMACHAL PRADESH	NR	NR	NR
11	JAMMU AND KASHMIR	NR	NR	NR
12	JHARKHAND	NR	NR	NR
13	KARNATAKA	NR	NR	NR
14	KERALA	NR	NR	NR
15	MADHYA PRADESH	NR	NR	NR
16	MAHARASHTRA	NR	NR	NR
17	MANIPUR	NR	NR	NR
18	MEGHALAYA	NR	NR	NR
19	MIZORAM	NR	NR	NR
20	NAGALAND	NR	NR	NR
21	ODISHA	NR	NR	NR
22	PUDUCHERRY	NR	NR	NR
23	PUNJAB	NR	NR	NR
24	RAJASTHAN	NR	NR	NR
25	SIKKIM	NR	NR	NR
26	TAMIL NADU	1,654	29	33
27	TELANGANA	NR	NR	NR
28	TRIPURA	NR	NR	NR
29	UTTARAKHAND	NR	NR	NR
30	UTTAR PRADESH	NR	NR	NR
31	WEST BENGAL	2197	819	665
32	ANDAMAN AND NICOBAR ISLANDS	NR	NR	NR
33	CHANDIGARH	7	20	3
34	DADRA AND NAGAR HAVELI	0	0	0
35	DAMAN AND DIU	NR	NR	NR
36	LAKSHADWEEP	0	0	0
Grand Total		4,027	870	701

Note: NR Not Reported

Table - 5(A)

Food security-Targeted Public Distribution system (APL+BPL+AAAY)

Sl. No.	State/UT Name	Allocation of Food Grains (Tonnes) April 2017-September 2017	Off take (Tonnes) April 2017-September 2017	Percentage of offtake w.r.t. Allocation of Food Grains
		(3)	(4)	(5)
1	ANDHRA PRADESH	14,03,883	14,25,504	102
2	ARUNACHAL PRADESH	66,744	66,814	100
3	ASSAM	12,71,349	12,64,238	99
4	BIHAR	41,20,398	42,58,233	103
5	CHHATTISGARH	10,38,042	10,32,849	99
6	DELHI	3,38,148	3,46,194	102
7	GOA	44,253	43,705	99
8	GUJARAT	17,72,110	17,27,637	97
9	HARYANA	5,96,250	5,03,482	84
10	HIMACHAL PRADESH	3,81,024	3,66,625	96
11	JAMMU AND KASHMIR	5,63,310	5,50,534	98
12	JHARKHAND	13,04,640	12,13,251	93
13	KARNATAKA	19,56,627	21,77,806	111
14	KERALA	10,68,786	10,82,783	101
15	MADHYA PRADESH	26,27,133	24,92,177	95
16	MAHARASHTRA	34,53,894	32,12,252	93
17	MANIPUR	1,07,825	1,11,877	104
18	MEGHALAYA	1,32,003	1,31,940	100
19	MIZORAM	49,320	49,053	99
20	NAGALAND	1,03,545	1,13,848	110
21	ODISHA	16,18,825	16,19,084	100
22	PUDUCHERRY	0	0	-
23	PUNJAB	6,52,590	4,53,854	70
24	RAJASTHAN	20,93,679	16,14,182	77
25	SIKKIM	33,246	32,718	98
26	TAMIL NADU	27,58,311	31,18,123	113
27	TELANGANA	10,03,500	9,85,758	98
28	TRIPURA	2,03,247	2,18,384	107
29	UTTARAKHAND	3,77,244	3,69,502	98
30	UTTAR PRADESH	72,90,430	71,92,134	99
31	WEST BENGAL	29,74,653	28,82,298	97
32	ANDAMAN AND NICOBAR ISLANDS	22,176	12,709	57
33	CHANDIGARH	0	0	-
34	DADRA AND NAGAR HAVELI	8,361	7,793	93
35	DAMAN AND DIU	4,068	3,796	93
36	LAKSHADWEEP	3,465	3,668	106
Grand Total		4,14,43,079	4,06,84,805	98

**Very Good:(90% or above of targets)**

ANDHRA PRADESH, ARUNACHAL PRADESH, ASSAM, BIHAR, CHHATTISGARH, DELHI, GOA, GUJARAT, HIMACHAL PRADESH, JAMMU AND KASHMIR, JHARKHAND, KARNATAKA, KERALA, MADHYA PRADESH, MAHARASHTRA, MANIPUR, MEGHALAYA, MIZORAM, NAGALAND, ODISHA, SIKKIM, TAMIL NADU, TELANGANA, TRIPURA, UTTARAKHAND, UTTAR PRADESH, WEST BENGAL, DADRA AND NAGAR HAVELI, DAMAN AND DIU, LAKSHADWEEP

**Good:(Between 80% to 90% targets)**

HARYANA

**Poor:(Below 80% of targets)**

PUNJAB, RAJASTHAN, ANDAMAN AND NICOBAR ISLANDS

# Food Security: Targeted Public Distribution System (APL+BPL+AAY)

## Off take

% Achievement of Target  
During April 2017 - December 2017

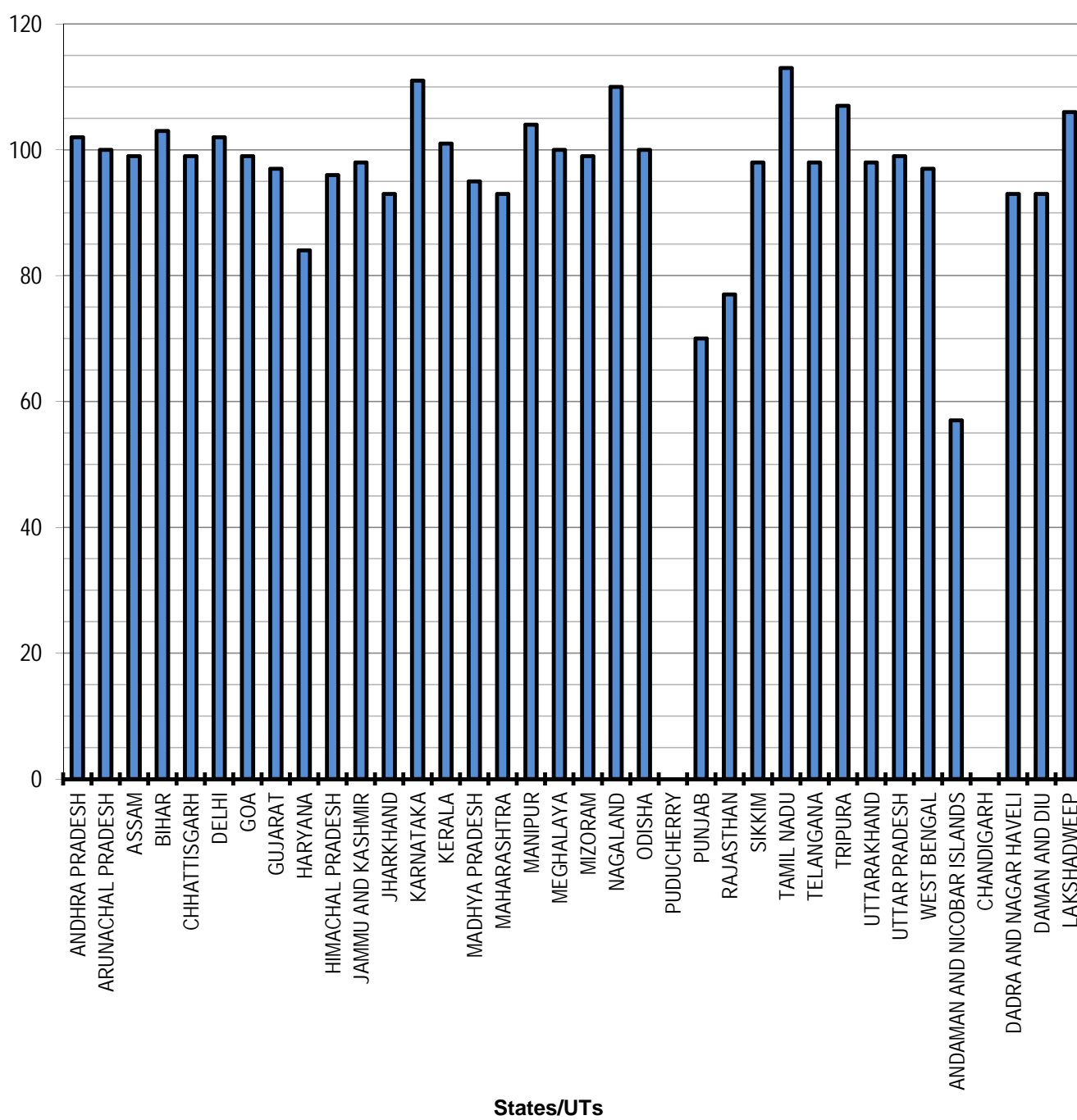


Table - 5(D)

Food Security:National Food Security Act(Normal)-NFSA

Sl. No.	State/UT Name	Allocation of Food Grains (Tonnes) April 2017-September 2017	Off take (Tonnes) April 2017-September 2017	Percentage of offtake w.r.t. Allocation of Food Grains
		(3)	(4)	(5)
1	ANDHRA PRADESH	13,87,332	14,09,756	102
2	ARUNACHAL PRADESH	42,093	42,776	102
3	ASSAM	12,19,311	12,19,641	100
4	BIHAR	41,20,398	42,58,233	103
5	CHHATTISGARH	10,38,042	10,32,849	99
6	DELHI	3,38,148	3,46,194	102
7	GOA	25,713	25,712	100
8	GUJARAT	17,72,110	17,27,637	97
9	HARYANA	5,96,250	5,03,482	84
10	HIMACHAL PRADESH	1,51,722	1,51,165	100
11	JAMMU AND KASHMIR	3,58,182	3,52,214	98
12	JHARKHAND	13,04,640	12,13,251	93
13	KARNATAKA	19,56,627	21,77,806	111
14	KERALA	7,69,140	7,81,115	102
15	MADHYA PRADESH	26,27,133	24,91,943	95
16	MAHARASHTRA	34,53,894	32,12,252	93
17	MANIPUR	1,07,825	1,11,877	104
18	MEGHALAYA	97,200	97,225	100
19	MIZORAM	34,452	37,024	107
20	NAGALAND	68,688	77,933	113
21	ODISHA	16,18,825	16,19,084	100
22	PUDUCHERRY	0	0	-
23	PUNJAB	6,52,590	4,53,854	70
24	RAJASTHAN	20,93,679	16,14,182	77
25	SIKKIM	19,782	19,782	100
26	TAMIL NADU	18,19,026	20,76,268	114
27	TELANGANA	9,72,036	9,77,161	101
28	TRIPURA	1,23,849	1,33,909	108
29	UTTARAKHAND	3,01,095	2,98,247	99
30	UTTAR PRADESH	72,90,430	71,92,134	99
31	WEST BENGAL	29,74,653	28,82,298	97
32	ANDAMAN AND NICOBAR ISLANDS	2,997	1131	38
33	CHANDIGARH	0	0	-
34	DADRA AND NAGAR HAVELI	8,361	7,793	93
35	DAMAN AND DIU	4,068	3,796	93
36	LAKSHADWEEP	1143	1343	117
Grand Total		3,93,51,434	3,85,51,067	98

**Very Good:(90% or above of targets)**

ANDHRA PRADESH, ARUNACHAL PRADESH, ASSAM, BIHAR, CHHATTISGARH, DELHI, GOA, GUJARAT, HIMACHAL PRADESH, JAMMU AND KASHMIR, JHARKHAND, KARNATAKA, KERALA, MADHYA PRADESH, MAHARASHTRA, MANIPUR, MEGHALAYA, MIZORAM, NAGALAND, ODISHA, SIKKIM, TAMIL NADU, TELANGANA, TRIPURA, UTTARAKHAND, UTTAR PRADESH, WEST BENGAL, DADRA AND NAGAR HAVELI, DAMAN AND DIU, LAKSHADWEEP

**Good:(Between 80% to 90% targets)**

HARYANA

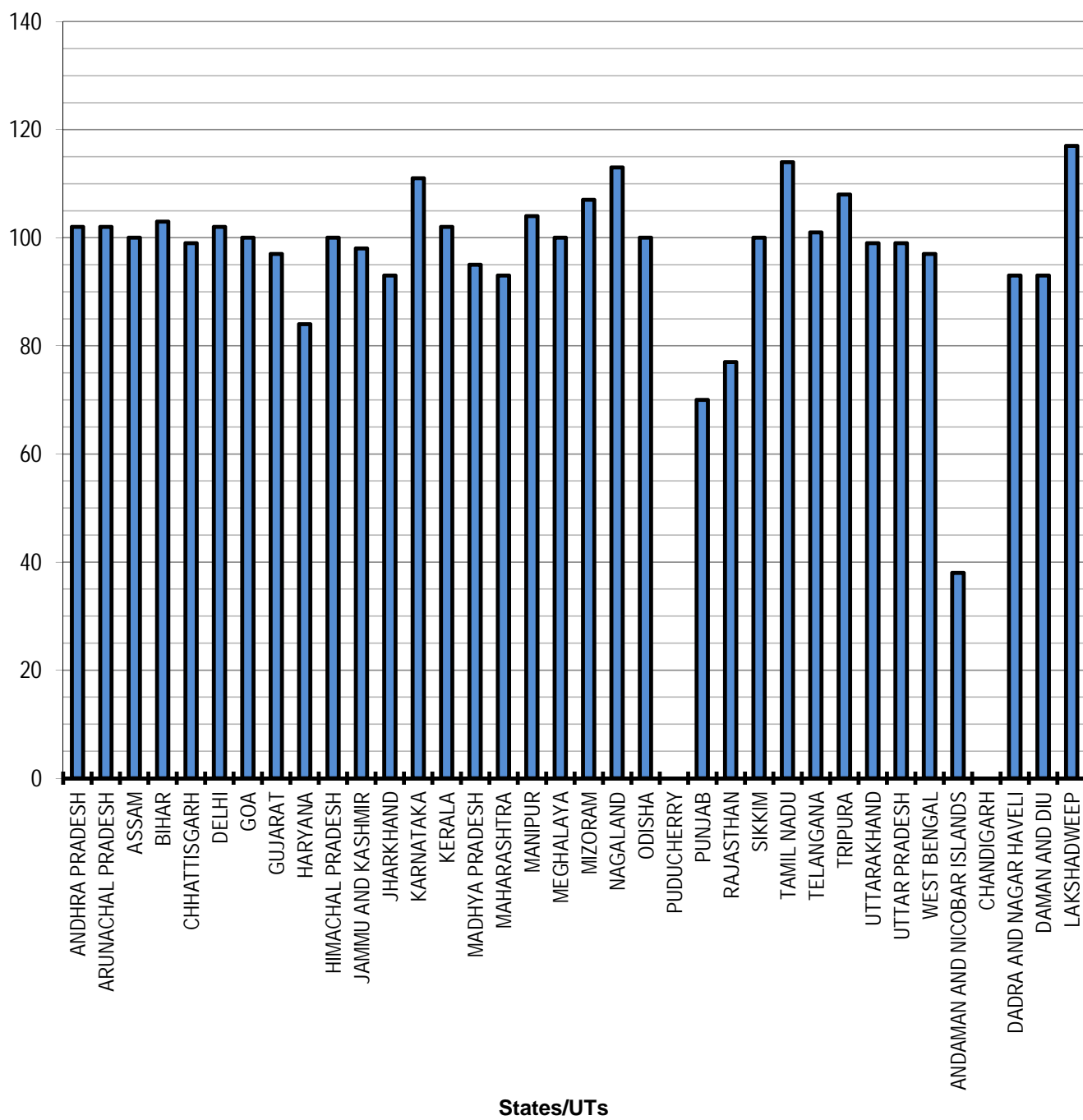
**Poor:(Below 80% of targets)**

PUNJAB, RAJASTHAN, ANDAMAN AND NICOBAR ISLANDS

# Food Security: National Food Security Act (Normal)

## Off take

% Achievement of Target  
During April 2017 - December 2017



**Table - 5(E)****Food Security:National Food Security Act(Tide Over)-NFSA**

Sl. No.	State/UT Name	Allocation of Food Grains (Tonnes) April 2017-September 2017	Off take (Tonnes) April 2017-September 2017	Percentage of offtake w.r.t. Allocation of Food Grains
		(3)	(4)	(5)
1	ANDHRA PRADESH	16,551	15,748	95
2	ARUNACHAL PRADESH	24,651	24,038	98
3	ASSAM	52,038	44,597	86
4	BIHAR	0	0	-
5	CHHATTISGARH	0	0	-
6	DELHI	0	0	-
7	GOA	18,540	17,993	97
8	GUJARAT	0	0	-
9	HARYANA	0	0	-
10	HIMACHAL PRADESH	2,29,302	2,15,460	94
11	JAMMU AND KASHMIR	2,05,128	1,98,320	97
12	JHARKHAND	0	0	-
13	KARNATAKA	0	0	-
14	KERALA	2,99,646	3,01,668	101
15	MADHYA PRADESH	0	234	-
16	MAHARASHTRA	0	0	-
17	MANIPUR	0	0	-
18	MEGHALAYA	34,803	34,715	100
19	MIZORAM	14,868	12,029	81
20	NAGALAND	34,857	35,915	103
21	ODISHA	0	0	-
22	PUDUCHERRY	0	0	-
23	PUNJAB	0	0	-
24	RAJASTHAN	0	0	-
25	SIKKIM	13,464	12,936	96
26	TAMIL NADU	9,39,285	10,41,855	111
27	TELANGANA	31,464	8,597	27
28	TRIPURA	79,398	84,475	106
29	UTTARAKHAND	76,149	71,255	94
30	UTTAR PRADESH	0	0	-
31	WEST BENGAL	0	0	-
32	ANDAMAN AND NICOBAR ISLANDS	19,179	11,578	60
33	CHANDIGARH	0	0	-
34	DADRA AND NAGAR HAVELI	0	0	-
35	DAMAN AND DIU	0	0	-
36	LAKSHADWEEP	2,322	2,325	100
<b>Grand Total</b>		<b>20,91,645</b>	<b>21,33,738</b>	<b>102</b>

**Very Good:(90% or above of targets)**

ANDHRA PRADESH, ARUNACHAL PRADESH, GOA, HIMACHAL PRADESH, JAMMU AND KASHMIR, KERALA, MEGHALAYA, NAGALAND, SIKKIM, TAMIL NADU, TRIPURA, UTTARAKHAND, LAKSHADWEEP

**Good:(Between 80% to 90% targets)**

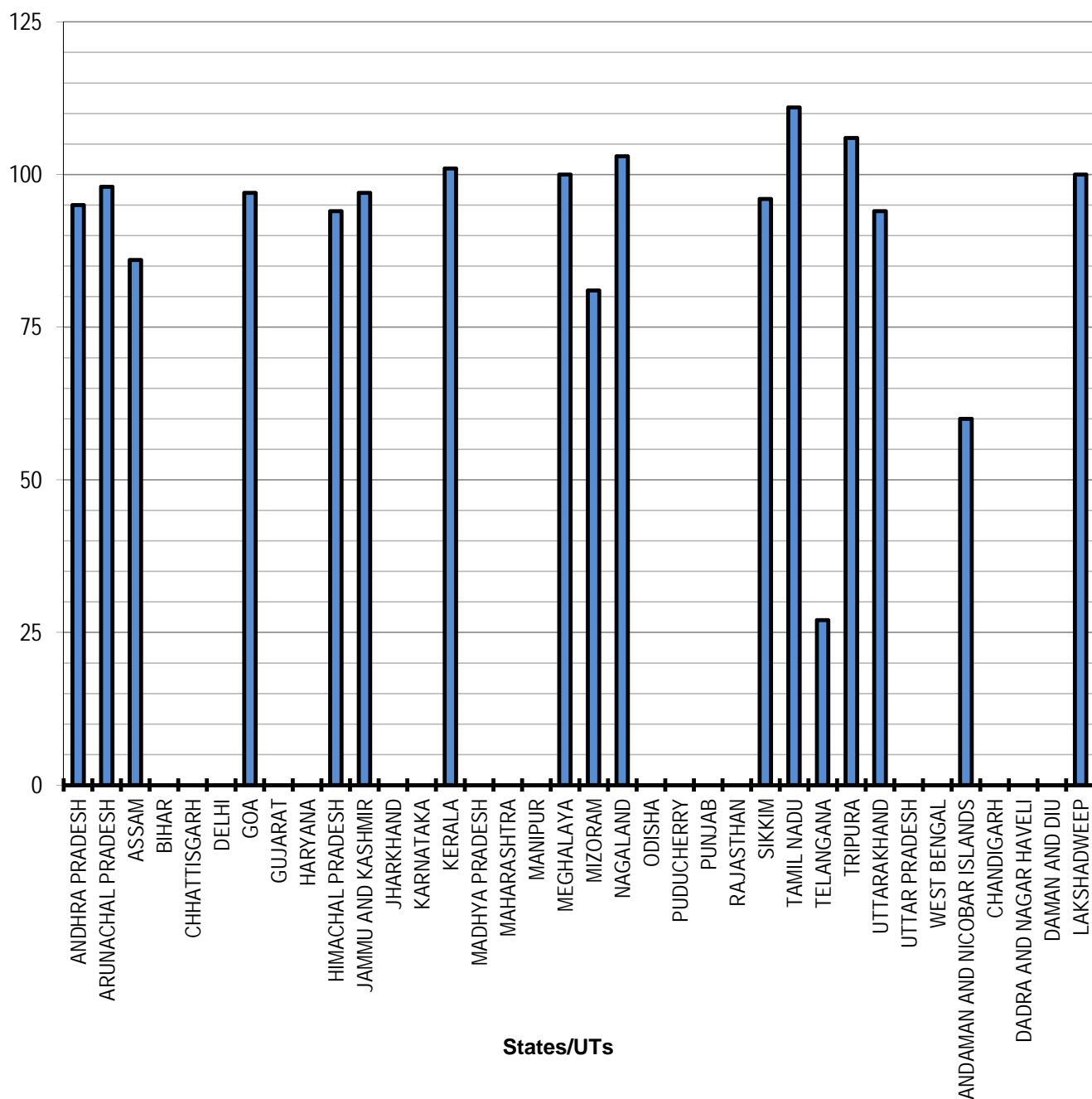
ASSAM, MIZORAM

**Poor:(Below 80% of targets)**

TELANGANA, ANDAMAN AND NICOBAR ISLANDS

# Food Security: National Food Security Act (Tide Over) Off take

% Achievement of Target  
During April 2017 - December 2017



**Table - 6**  
**Rural Housing - Pradhan Mantri Awaas Yojana (Grameen)**  
**Houses constructed**  
**(Unit: Number)**

Sl. No.	State/UT Name	Target		Achievement @	Percent Achievement
		2017-2018	April 2017-December 2017	April 2017-December 2017	April 2017-December 2017
(1)	(2)	(3)	(4)	(5)	(5)/(4)
1	ANDHRA PRADESH	48058	36,042	3,706	10
2	ARUNACHAL PRADESH	2187	1,638	0	0
3	ASSAM	40119	30,087	1,30,660	434
4	BIHAR	538959	4,04,217	4,53,210	112
5	CHHATTISGARH	206372	1,54,779	33,448	22
6	GOA	-	-	512	-
7	GUJARAT	91108	68,331	22,332	33
8	HARYANA	12886	9,663	7,877	82
9	HIMACHAL PRADESH	2511	1,881	2,738	146
10	JAMMU AND KASHMIR	21752	16,314	137	1
11	JHARKHAND	159052	1,19,289	1,02,855	86
12	KARNATAKA	52284	39,213	28,634	73
13	KERALA	9872	7,404	28,208	381
14	MADHYA PRADESH	389532	2,92,149	2,74,597	94
15	MAHARASHTRA	150934	1,13,199	37,083	33
16	MANIPUR	-	-	241	-
17	MEGHALAYA	3715	2,784	881	32
18	MIZORAM	1794	1,344	352	26
19	NAGALAND	-	-	1	-
20	ODISHA	340498	2,55,372	60,640	24
21	PUDUCHERRY	-	-	0	-
22	PUNJAB	6615	4,959	1	0
23	RAJASTHAN	223629	1,67,721	72,568	43
24	SIKKIM	-	-	391	-
25	TAMIL NADU	130214	97,659	32,792	34
26	TELANGANA	19715	14,784	0	0
27	TRIPURA	1259	942	4,679	497
28	UTTARAKHAND	4915	3,684	4,885	133
29	UTTAR PRADESH	396594	2,97,444	4,21,943	142
30	WEST BENGAL	374629	2,80,971	2,97,483	106
31	ANDAMAN AND NICOBAR ISLANDS	262	195	0	0
32	DADRA AND NAGAR HAVELI	801	600	0	0
33	DAMAN AND DIU	27	18	0	0
34	LAKSHADWEEP	-	-	0	-
<b>Grand Total</b>		<b>32,30,293</b>	<b>24,22,683</b>	<b>20,22,854</b>	<b>83</b>

**Very Good:(90% or above of targets)**

ASSAM, BIHAR, HIMACHAL PRADESH, KERALA, MADHYA PRADESH, TRIPURA, UTTARAKHAND, UTTAR PRADESH, WEST BENGAL

**Good:(Between 80% to 90% targets)**

HARYANA, JHARKHAND

**Poor:(Below 80% of targets)**

ANDHRA PRADESH, ARUNACHAL PRADESH, CHHATTISGARH, GUJARAT, JAMMU AND KASHMIR, KARNATAKA, MAHARASHTRA, MEGHALAYA, MIZORAM, ODISHA, PUNJAB, RAJASTHAN, TAMIL NADU, TELANGANA, ANDAMAN AND NICOBAR ISLANDS, DADRA AND NAGAR HAVELI, DAMAN AND DIU

Note: @ Figures received from M/o Rural Development have been considered

# Rural Housing - Pradhan Mantri Awaas Yojana - Grameen

**Houses constructed**  
**% Achievement of Target**  
**During April 2017 - December 2017**

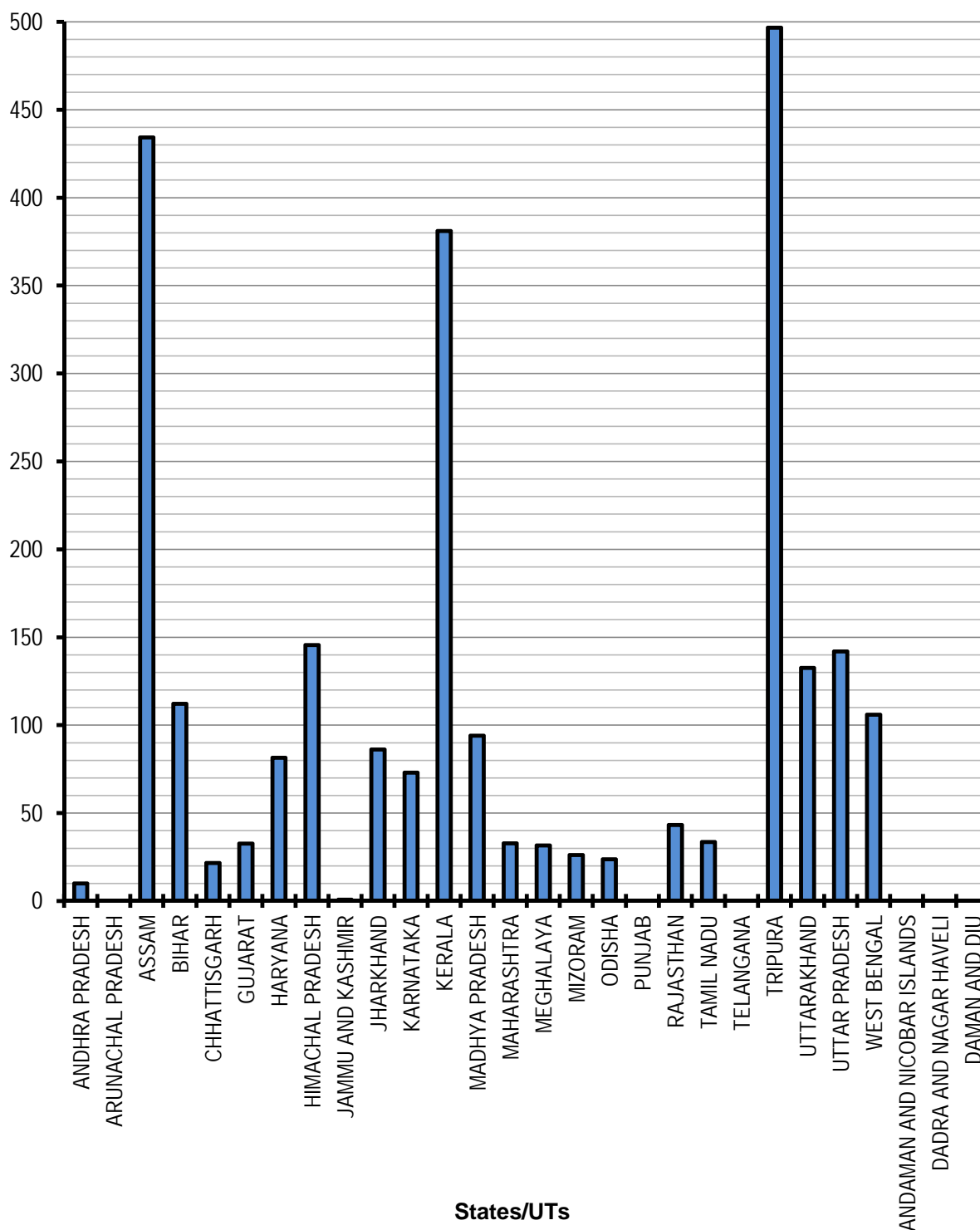


Table - 7

**EWS/LIG Houses in Urban Areas**  
**Houses constructed**  
**(Unit: Number)**

Sl. No.	State/UT Name	Target +		Achievement April 2017-December 2017	Percent Achievement April 2017-December 2017
		2017-2018	April 2017-December 2017		
(1)	(2)	(3)	(4)	(5)	(5)/(4)
1	ANDHRA PRADESH	14,440	10,830	22,230	205
2	ARUNACHAL PRADESH	752	564	NR	NR
3	ASSAM	3,160	2,370	NR	NR
4	BIHAR	18,302	13,726	20,790	151
5	CHHATTISGARH	11,002	8,251	10,088	122
6	DELHI	28,080	21,060	NR	NR
7	GUJARAT	12,471	9,353	10,160	109
8	HARYANA	472	354	179	51
9	HIMACHAL PRADESH	1,312	984	133	14
10	JAMMU AND KASHMIR	7,475	5,606	NR	NR
11	JHARKHAND	2,613	1,959	2,600	133
12	KARNATAKA	1,351	1,014	9,507	938
13	KERALA	6,875	5,156	69	1
14	MADHYA PRADESH	3,933	2,949	NR	NR
15	MAHARASHTRA	46,646	34,984	15,778	45
16	MANIPUR	8	6	NR	NR
17	MEGHALAYA	588	441	112	25
18	MIZORAM	121	90	NR	NR
19	NAGALAND	1,454	1,091	NR	NR
20	ODISHA	3,948	2,961	24	1
21	PUDUCHERRY	224	168	NR	NR
22	PUNJAB	1,038	778	0	0
23	RAJASTHAN	10,486	7,864	1,089	14
24	SIKKIM	33	24	0	0
25	TAMIL NADU	13,138	9,853	10,430	106
26	TELANGANA	9,883	7,412	2,495	34
27	UTTARAKHAND	1,772	1,329	NR	NR
28	UTTAR PRADESH	18,197	13,647	197	1
29	WEST BENGAL	13,194	9,895	85,181	861
30	CHANDIGARH	4,960	3,720	0	0
31	DADRA AND NAGAR HAVELI	96	72	0	0
<b>Grand Total</b>		<b>2,38,024</b>	<b>1,19,011</b>	<b>1,91,062</b>	<b>161</b>

**Very Good:(90% or above of targets)**

ANDHRA PRADESH, BIHAR, CHHATTISGARH, GUJARAT, JHARKHAND, KARNATAKA, TAMIL NADU, WEST BENGAL

**Poor:(Below 80% of targets)**

HARYANA, HIMACHAL PRADESH, KERALA, MAHARASHTRA, MEGHALAYA, ODISHA, PUNJAB, RAJASTHAN, SIKKIM, TELANGANA, UTTAR PRADESH, CHANDIGARH, DADRA AND

Note: NR Not Reported

+ Previous year targets have been repeated.

# EWS/LIG Houses in Urban Areas

Houses constructed

% Achievement of Target

During April 2017 - December 2017

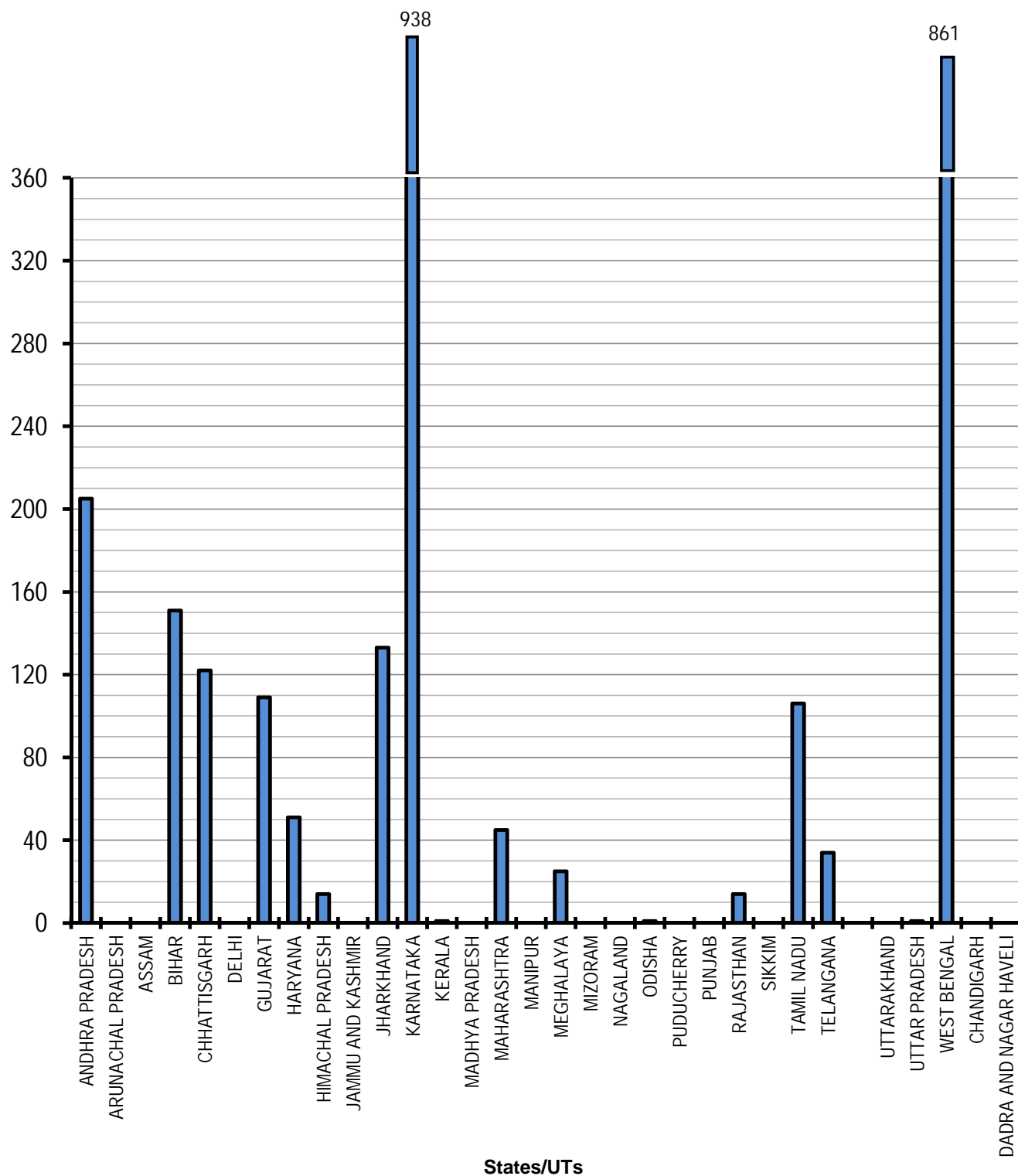


Table - 8(A)

**Rural Areas: National Rural Drinking Water Programme (NRDWP)**  
**Partially Covered Habitations**  
**(Unit: Number)**

Sl. No.	State/UT Name	Target +		Achievement April 2017-December 2017	Percent Achievement April 2017-December 2017
		2017-2018	April 2017-December 2017		
(1)	(2)	(3)	(4)	(5)	(5)/(4)
1	ANDHRA PRADESH	638	478	504	105
2	ARUNACHAL PRADESH	177	135	NR	NR
3	ASSAM	1,090	818	24	3
4	BIHAR	5,800	4,350	182	4
5	CHHATTISGARH	3,021	2,266	541	24
6	GOA	2	2	NR	NR
7	GUJARAT	7	6	3	50
8	HARYANA	250	188	98	52
9	HIMACHAL PRADESH	1,300	975	436	45
10	JAMMU AND KASHMIR	375	282	102	36
11	JHARKHAND	430	323	1,312	406
12	KARNATAKA	10,100	7,575	557	7
13	KERALA	363	272	205	75
14	MADHYA PRADESH	65	48	NR	NR
15	MAHARASHTRA	1,806	1,354	107	8
16	MANIPUR	50	37	NR	NR
17	MEGHALAYA	100	75	2	3
18	MIZORAM	35	27	NR	NR
19	NAGALAND	38	28	NR	NR
20	ODISHA	8,500	6,375	2,068	32
21	PUDUCHERRY	5	3	NR	NR
22	PUNJAB	350	262	919	351
23	RAJASTHAN	839	629	1,616	257
24	SIKKIM	40	30	10	33
25	TAMIL NADU	2,918	2,188	1,017	46
26	TELANGANA	735	551	447	81
27	TRIPURA	41	30	7	23
28	UTTARAKHAND	489	367	362	99
29	UTTAR PRADESH	1,054	790	794	101
30	WEST BENGAL	3,400	2,550	4,608	181
31	ANDAMAN AND NICOBAR ISLANDS	5	4	0	0
<b>Grand Total</b>		<b>44,023</b>	<b>33,018</b>	<b>15,921</b>	<b>48</b>

**Very Good:(90% or above of targets)**

ANDHRA PRADESH, JHARKHAND, PUNJAB, RAJASTHAN, UTTARAKHAND, UTTAR PRADESH, WEST BENGAL

**Good:(Between 80% to 90% targets)**

TELANGANA

**Poor:(Below 80% of targets)**

ASSAM, BIHAR, CHHATTISGARH, GUJARAT, HARYANA, HIMACHAL PRADESH, JAMMU AND KASHMIR, KARNATAKA, KERALA, MAHARASHTRA, MEGHALAYA, ODISHA, SIKKIM, TAMIL NADU, TRIPURA, ANDAMAN AND NICOBAR ISLANDS

Note: NR Not Reported

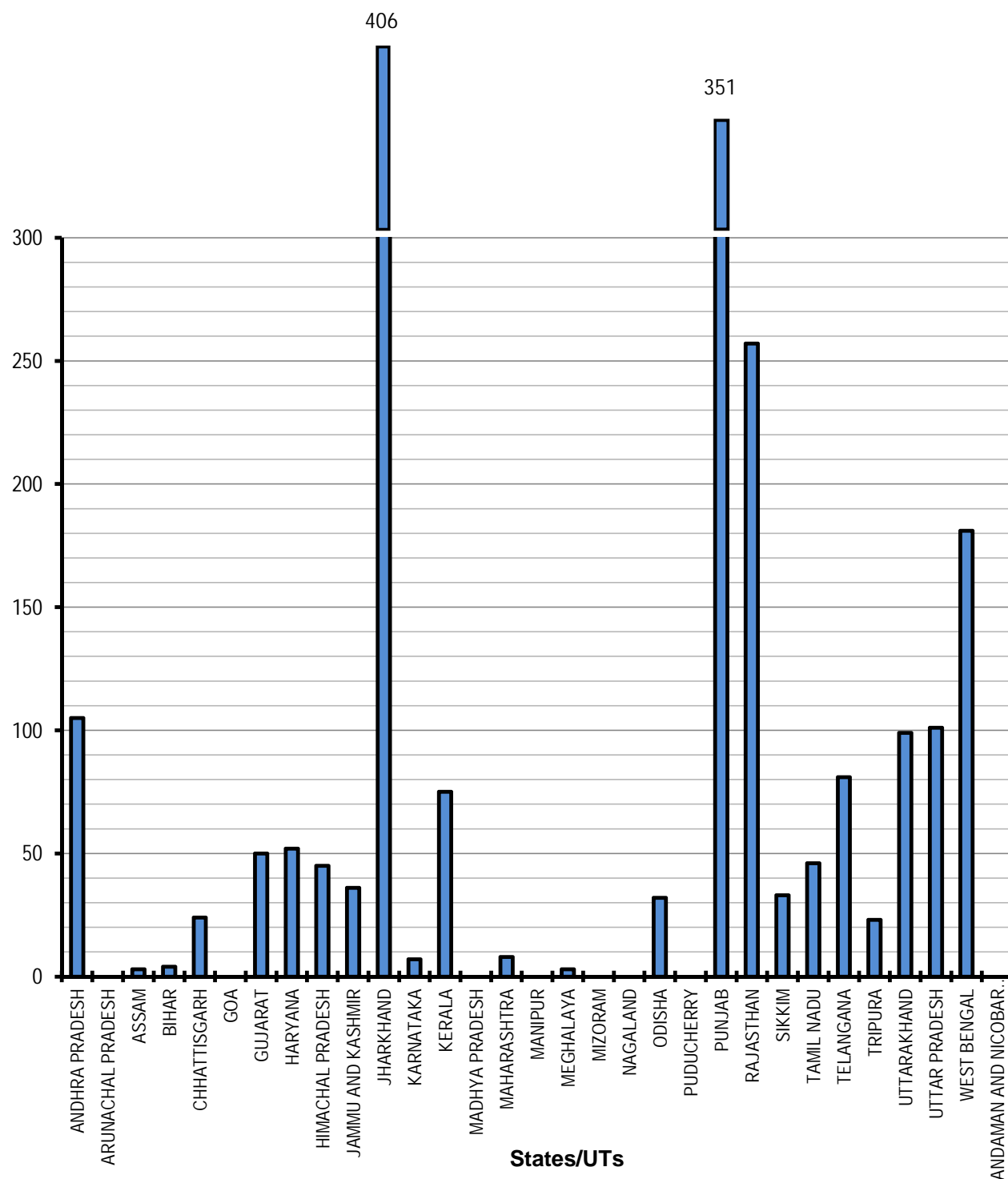
+ Previous year targets have been repeated.

# Rural Areas- National Rural Drinking Water Programme (NRDWP)

## Partially Covered Habitations

% Achievement of Target

During April 2017 - December 2017



**Table - 8(B)**

**Rural Areas: National Rural Drinking Water Programme (NRDWP)**  
**Coverage of quality affected habitations**  
**(Unit: Number)**

Sl. No.	State/UT Name	Target +		Achievement April 2017-December 2017	Percent Achievement April 2017-December 2017
		2017-2018	April 2017-December 2017		
(1)	(2)	(3)	(4)	(5)	(5)/(4)
1	ANDHRA PRADESH	367	275	6	2
2	ARUNACHAL PRADESH	11	9	NR	NR
3	ASSAM	662	496	79	16
4	BIHAR	1,977	1,482	154	10
5	CHHATTISGARH	1,148	861	16	2
6	GUJARAT	25	18	0	0
7	HARYANA	13	10	NR	NR
8	JAMMU AND KASHMIR	5	4	56206 &	1405150
9	JHARKHAND	1,000	750	219	29
10	KARNATAKA	1,900	1,425	225	16
11	KERALA	100	75	84	112
12	MADHYA PRADESH	273	204	NR	NR
13	MAHARASHTRA	149	112	26	23
14	MEGHALAYA	10	7	8	114
15	NAGALAND	16	12	NR	NR
16	ODISHA	800	600	28	5
17	PUNJAB	429	321	17	5
18	RAJASTHAN	1,200	900	1,353	150
19	TAMIL NADU	351	263	1	0
20	TELANGANA	180	135	152	113
21	TRIPURA	524	393	11	3
22	UTTARAKHAND	6	4	NR	NR
23	UTTAR PRADESH	300	225	71	32
24	WEST BENGAL	1,366	1,024	13,698	1338
<b>Grand Total</b>		<b>12,812</b>	<b>9,605</b>	<b>72,354</b>	<b>753</b>

**Very Good:(90% or above of targets)**

JAMMU AND KASHMIR, KERALA, MEGHALAYA, RAJASTHAN, TELANGANA, WEST BENGAL

**Poor:(Below 80% of targets)**

ANDHRA PRADESH, ASSAM, BIHAR, CHHATTISGARH, GUJARAT, JHARKHAND, KARNATAKA, MAHARASHTRA, ODISHA, PUNJAB, TAMIL NADU, TRIPURA, UTTAR PRADESH

Note: NR Not Reported

+ Previous year targets have been repeated.

& Exceptional high figure reported by the State

# Rural Areas- National Rural Drinking Water Programme (NRDWP)

## Coverage of Water Quality Affected Habitations

% Achievement of Target

During April 2017 - December 2017

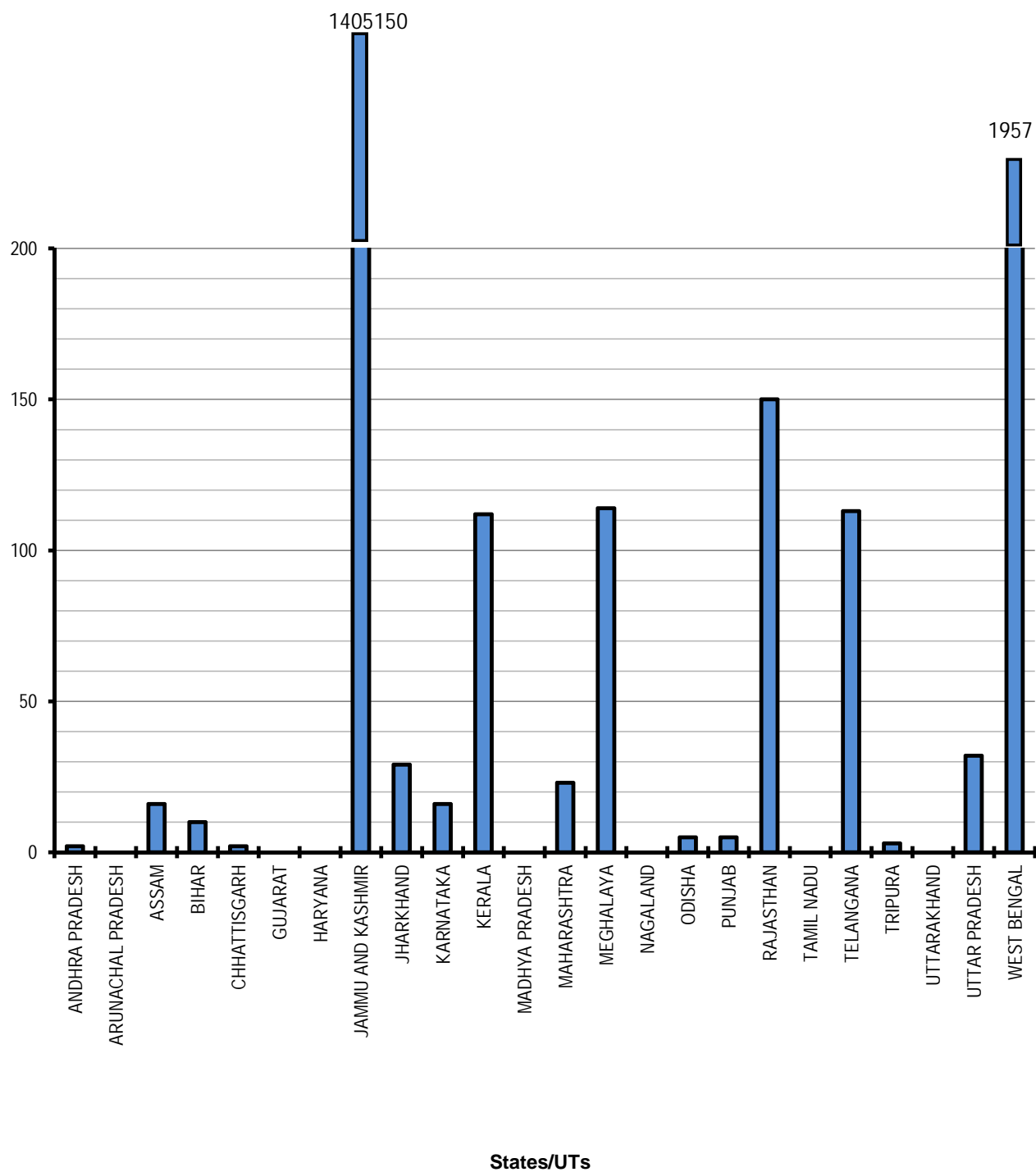


Table - 9

**Sanitation Programme in Rural Areas**  
(Unit: Number)

Sl. No. State/UT No. Name		Individual Household latrines constructed (Number) April 2017- December 2017
(1)	(2)	(3)
1	ANDHRA PRADESH	13,20,930
2	ARUNACHAL PRADESH	41,454
3	ASSAM	5,33,201
4	BIHAR	15,36,244
5	CHHATTISGARH	9,24,569
6	DELHI	-
7	GOA	0
8	GUJARAT	4,28,144
9	HARYANA	3,24,210
10	HIMACHAL PRADESH	10
11	JAMMU AND KASHMIR	1,86,646
12	JHARKHAND	7,04,432
13	KARNATAKA	11,97,925
14	KERALA	0
15	MADHYA PRADESH	19,37,850
16	MAHARASHTRA	17,86,647
17	MANIPUR	27,901
18	MEGHALAYA	78,363
19	MIZORAM	13,381
20	NAGALAND	14,161
21	ODISHA	4,19,443
22	PUDUCHERRY	3440
23	PUNJAB	54,223
24	RAJASTHAN	18,93,948
25	SIKKIM	0
26	TAMIL NADU	12,70,862
27	TELANGANA	11,70,787
28	TRIPURA	26,123
29	UTTARAKHAND	43,084
30	UTTAR PRADESH	28,90,512
31	WEST BENGAL	8,85,545
32	ANDAMAN AND NICOBAR ISLANDS	15504
33	CHANDIGARH	0
34	DADRA AND NAGAR HAVELI	24,295
35	DAMAN AND DIU	1,646
36	LAKSHADWEEP	-
<b>Grand Total</b>		<b>1,97,55,480</b>

Table - 10

**Institutional Delivery**  
(Unit: Number)

Sl. No. State/UT No. Name		Delivery in institutions (Number) April 2017- December 2017
(1)	(2)	(3)
1	ANDHRA PRADESH	4,72,106
2	ARUNACHAL PRADESH	NR
3	ASSAM	NR
4	BIHAR	12,98,387
5	CHHATTISGARH	3,04,719
6	DELHI	NR
7	GOA	14,354
8	GUJARAT	6,97,329
9	HARYANA	2,85,052
10	HIMACHAL PRADESH	52,502
11	JAMMU AND KASHMIR	1,19,387
12	JHARKHAND	2,50,883
13	KARNATAKA	6,31,987
14	KERALA	2,79,840
15	MADHYA PRADESH	NR
16	MAHARASHTRA	11,35,922
17	MANIPUR	22,530
18	MEGHALAYA	29,008
19	MIZORAM	10,542
20	NAGALAND	NR
21	ODISHA	4,35,864
22	PUDUCHERRY	27,952
23	PUNJAB	2,44,404
24	RAJASTHAN	10,54,253
25	SIKKIM	5,455
26	TAMIL NADU	6,83,755
27	TELANGANA	4,14,100
28	TRIPURA	NR
29	UTTARAKHAND	76,682
30	UTTAR PRADESH	24,54,320
31	WEST BENGAL	4,17,743
32	ANDAMAN AND NICOBAR ISLANDS	1,013
33	CHANDIGARH	22,344
34	DADRA AND NAGAR HAVELI	6,246
35	DAMAN AND DIU	3,788
36	LAKSHADWEEP	739
<b>Grand Total</b>		<b>1,14,53,206</b>

Note: NR Not Reported

**Table - 11(A)**  
**SC Families assisted**  
**SC families assisted under SCA to SCSP & NSFDC**  
**(Unit: Number)**

Sl. No.	State/UT Name	Target +		Achievement April 2017-December 2017	Percent Achievement April 2017-December 2017
		2017-2018	April 2017-December 2017		
(1)	(2)	(3)	(4)	(5)	(5)/(4)
1	ANDHRA PRADESH	7,398	6,657	64,131	963
2	ASSAM	2,132	1,918	NR	NR
3	BIHAR	16,675	15,008	1,711	11
4	CHHATTISGARH	2,903	2,612	2,171 \$	83
5	DELHI	1,365	1,230	NR	NR
6	GOA	47	43	NR	NR
7	GUJARAT	3,380	3,042	2,881	95
8	HARYANA	4,315	3,883	3,447	89
9	HIMACHAL PRADESH	1,561	1,404	6,586	469
10	JAMMU AND KASHMIR	870	783	62	8
11	JHARKHAND	3,367	3,031	12,137	400
12	KARNATAKA	8,901	8,012	25,442	318
13	KERALA	2,879	2,591	1,27,852 &	4934
14	MADHYA PRADESH	10,614	9,551	NR	NR
15	MAHARASHTRA	11,085	9,978	3,295	33
16	MANIPUR	121	108	NR	NR
17	MEGHALAYA	8	7	NR	NR
18	MIZORAM	2	2	NR	NR
19	ODISHA	6,624	5,960	7,12,635 &	11957
20	PUDUCHERRY	191	173	26	15
21	PUNJAB	7,727	6,954	4,356	63
22	RAJASTHAN	11,264	10,140	10,163	100
23	SIKKIM	120	108	0	0
24	TAMIL NADU	13,129	11,814	18,315	155
25	TELANGANA	4,096	3,685	914	25
26	TRIPURA	1,806	1,627	13,649	839
27	UTTARAKHAND	1,459	1,312	903	69
28	UTTAR PRADESH	36,565	32,907	14,816	45
29	WEST BENGAL	19,974	17,975	17,399	97
30	CHANDIGARH	418	376	1,095	291
31	DADRA AND NAGAR HAVELI	2	2	0	0
32	DAMAN AND DIU	2	2	0	0
<b>Grand Total</b>		<b>1,81,000</b>	<b>1,62,895</b>	<b>10,43,986</b>	<b>641</b>

**Very Good:(90% or above of targets)**

ANDHRA PRADESH, GUJARAT, HIMACHAL PRADESH, JHARKHAND, KARNATAKA, KERALA, ODISHA, RAJASTHAN, TAMIL NADU, TRIPURA, WEST BENGAL, CHANDIGARH

**Good:(Between 80% to 90% targets)**

CHHATTISGARH, HARYANA

**Poor:(Below 80% of targets)**

BIHAR, JAMMU AND KASHMIR, MAHARASHTRA, PUDUCHERRY, PUNJAB, SIKKIM, TELANGANA, UTTARAKHAND, UTTAR PRADESH, DADRA AND NAGAR HAVELI, DAMAN AND DIU

Note: NR Not Reported

+ Previous year targets have been repeated

\$ State has revised the figure downward

& Exceptional high figure reported by the State

# SC Families Assisted under SCA to SCSP & NSFDC

% Achievement of Target  
During April 2017 - December 2017

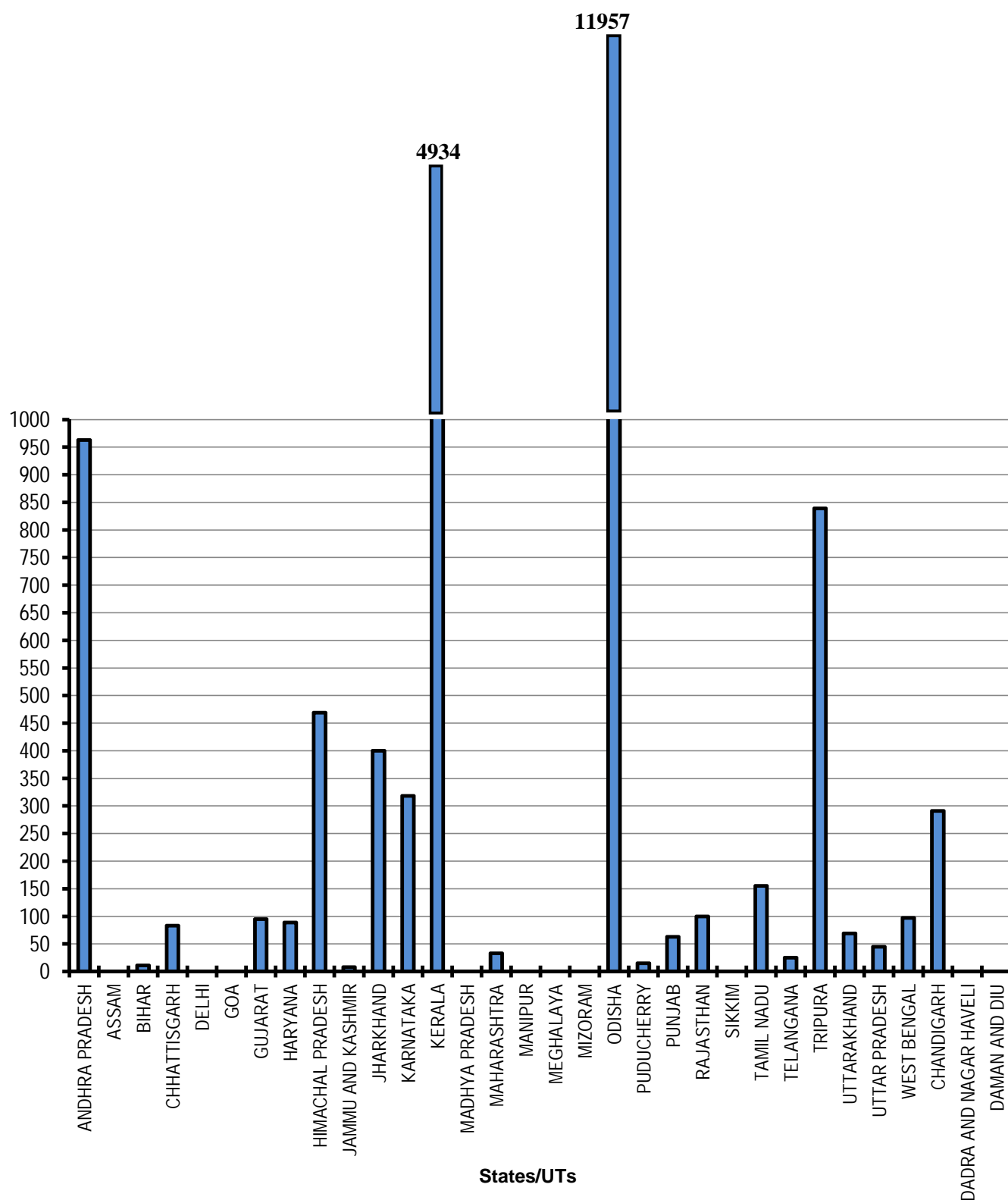


Table - 11(B)

SC families assisted - SC students assisted under post matric scholarship  
(Unit: Number)

Sl. No.	State/UT Name	SC students assisted under post matric scholarship (Number) April 2017-December 2017
(1)	(2)	(3)
1	ANDHRA PRADESH	4,15,543
2	ASSAM	NR
3	BIHAR	NR
4	CHHATTISGARH	6,814
5	DELHI	0
6	GOA	NA
7	GUJARAT	0
8	HARYANA	38,788
9	HIMACHAL PRADESH	NR
10	JAMMU AND KASHMIR	6,481
11	JHARKHAND	4,200
12	KARNATAKA	6,42,278
13	KERALA	2,010
14	MADHYA PRADESH	NR
15	MAHARASHTRA	1,04,357
16	MANIPUR	NR
17	MEGHALAYA	NR
18	ODISHA	0
19	PUDUCHERRY	5,044
20	PUNJAB	0
21	RAJASTHAN	1,17,734
22	SIKKIM	0
23	TAMIL NADU	1,07,399
24	TELANGANA	1,97,265
25	TRIPURA	7,544
26	UTTARAKHAND	NR
27	UTTAR PRADESH	7,682
28	WEST BENGAL	1,22,253
29	CHANDIGARH	NR
30	DAMAN AND DIU	0
Grand Total		17,85,392

Note: NR Not Reported

Table - 12

Universalization of ICDS Scheme  
ICDS Blocks Operational (Cumulative)  
(Unit: Number)

Sl. No.	State/UT Name	Target		Achievement April 2017-December 2017	Percent Achievement April 2017-December 2017
		2017-2018	April 2017-December 2017		
(1)	(2)	(3)	(4)	(5)	(5)/(4)
1	ANDHRA PRADESH	257	257	257	100
2	ARUNACHAL PRADESH	98	98	98	100
3	ASSAM	231	231	231	100
4	BIHAR	544	544	544	100
5	CHHATTISGARH	220	220	220	100
6	DELHI	95	95	95	100
7	GOA	11	11	12	109
8	GUJARAT	336	336	336	100
9	HARYANA	148	148	148	100
10	HIMACHAL PRADESH	78	78	78	100
11	JAMMU AND KASHMIR	141	141	141	100
12	JHARKHAND	224	224	224	100
13	KARNATAKA	204	204	204	100
14	KERALA	258	258	258	100
15	MADHYA PRADESH	453	453	453	100
16	MAHARASHTRA	553	553	553	100
17	MANIPUR	43	43	43	100
18	MEGHALAYA	41	41	41	100
19	MIZORAM	27	27	27	100
20	NAGALAND	60	60	59	98
21	ODISHA	338	338	338	100
22	PUDUCHERRY	5	5	5	100
23	PUNJAB	155	155	155	100
24	RAJASTHAN	304	304	304	100
25	SIKKIM	13	13	13	100
26	TAMIL NADU	434	434	434	100
27	TELANGANA	149	149	149	100
28	TRIPURA	56	56	56	100
29	UTTARAKHAND	105	105	105	100
30	UTTAR PRADESH	897	897	896	100
31	WEST BENGAL	576	576	407	71
32	ANDAMAN AND NICOBAR ISLANDS	5	5	5	100
33	CHANDIGARH	3	3	3	100
34	DADRA AND NAGAR HAVELI	2	2	2	100
35	DAMAN AND DIU	2	2	2	100
36	LAKSHADWEEP	9	9	9	100
<b>Grand Total</b>		<b>7,075</b>	<b>7,075</b>	<b>6,905</b>	<b>98</b>

**Very Good:(90% or above of targets)**

ANDHRA PRADESH, ARUNACHAL PRADESH, ASSAM, BIHAR, CHHATTISGARH, DELHI, GOA, GUJARAT, HARYANA, HIMACHAL PRADESH, JAMMU AND KASHMIR, JHARKHAND, KARNATAKA, KERALA, MADHYA PRADESH, MAHARASHTRA, MANIPUR, MEGHALAYA, MIZORAM, NAGALAND, ODISHA, PUDUCHERRY, PUNJAB, RAJASTHAN, SIKKIM, TAMIL NADU, TELANGANA, TRIPURA, UTTARAKHAND, UTTAR PRADESH, ANDAMAN AND NICOBAR ISLANDS, CHANDIGARH, DADRA AND NAGAR HAVELI, DAMAN AND DIU, LAKSHADWEEP

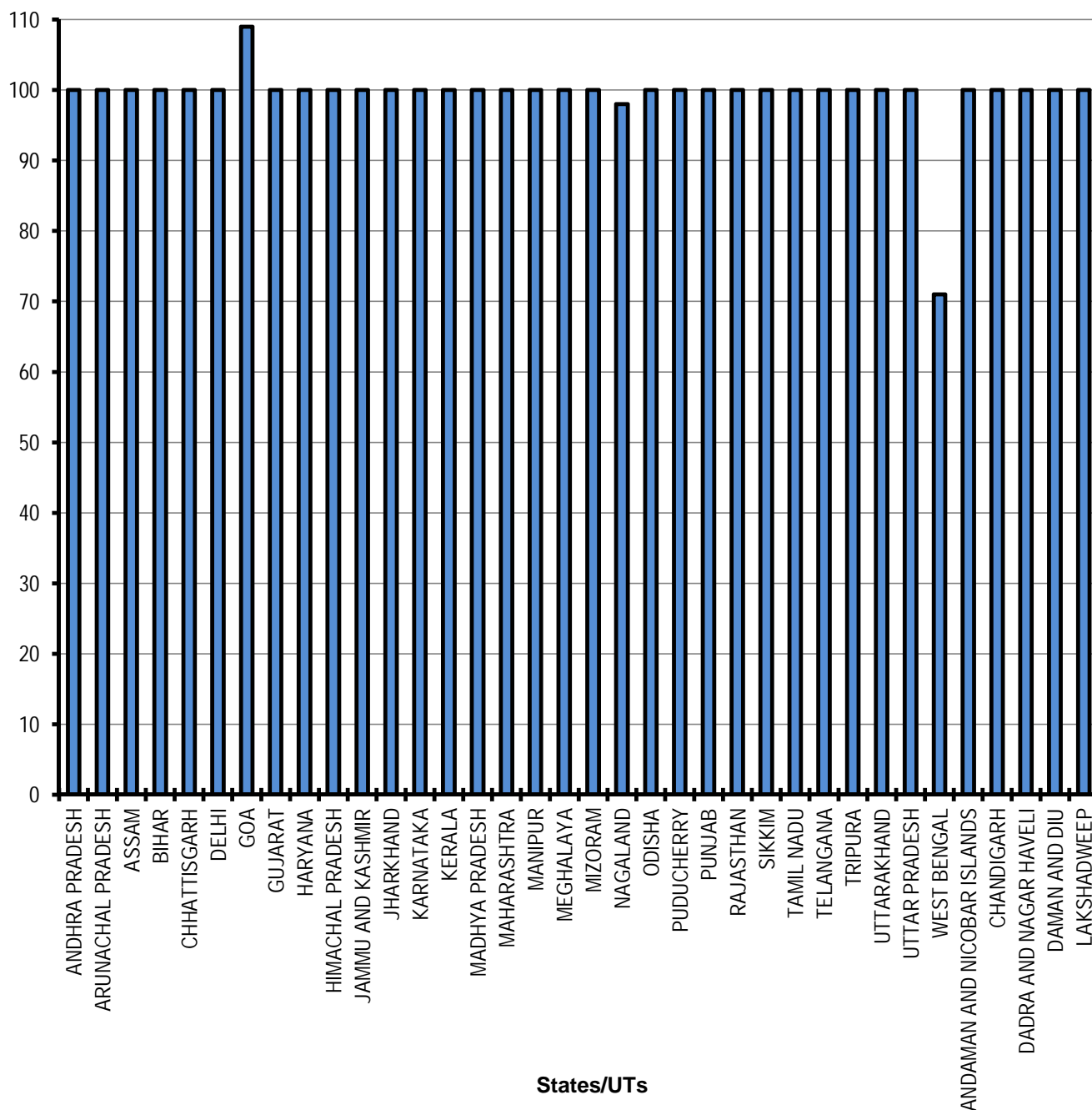
**Poor:(Below 80% of targets)**

WEST BENGAL

# Universalization of ICDS Scheme

## ICDS Blocks Operational (Cumulative)

% Achievement of Target  
During April 2017 - December 2017



**Table - 13**  
**Functional Anganwadis**  
**Anganwadis Functional (Cumulative)**  
**(Unit: Number)**

Sl. No.	State/UT Name	Target		Achievement	Percent
		2017-2018	April 2017-December 2017	April 2017-December 2017	Achievement April 2017-December 2017
(1)	(2)	(3)	(4)	(5)	(5)/(4)
1	ANDHRA PRADESH	55,607	55,607	55,607	100
2	ARUNACHAL PRADESH	6,225	6,225	6,225	100
3	ASSAM	62,153	62,153	62,153	100
4	BIHAR	1,15,009	1,15,009	91,677	79.7
5	CHHATTISGARH	52,474	52,474	50,322	96
6	DELHI	11,150	11,150	10,897	98
7	GOA	1,262	1,262	1,258	100
8	GUJARAT	53,029	53,029	53,029	100
9	HARYANA	25,962	25,962	25,962	100
10	HIMACHAL PRADESH	18,925	18,925	18,925	100
11	JAMMU AND KASHMIR	31,938	31,938	29,267	92
12	JHARKHAND	38,432	38,432	38,432	100
13	KARNATAKA	65,911	65,911	65,911	100
14	KERALA	33,318	33,318	33,115	99
15	MADHYA PRADESH	97,135	97,135	91,814	95
16	MAHARASHTRA	1,10,486	1,10,486	97,384	88
17	MANIPUR	11,510	11,510	11,510	100
18	MEGHALAYA	5,896	5,896	5,896	100
19	MIZORAM	2,244	2,244	2,244	100
20	NAGALAND	3,980	3,980	3,455	87
21	ODISHA	74,154	74,154	72,587	98
22	PUDUCHERRY	855	855	788	92
23	PUNJAB	27,314	27,314	26,880	98
24	RAJASTHAN	62,010	62,010	61,035	98
25	SIKKIM	1,308	1,308	1,296	99
26	TAMIL NADU	54,439	54,439	54,439	100
27	TELANGANA	35,700	35,700	35,614	100
28	TRIPURA	10,145	10,145	9,911 \$	98
29	UTTARAKHAND	20,067	20,067	19,612 \$	98
30	UTTAR PRADESH	1,90,145	1,90,145	1,88,081	99
31	WEST BENGAL	1,19,481	1,19,481	89,916	75
32	ANDAMAN AND NICOBAR ISLANDS	720	720	720	100
33	CHANDIGARH	500	500	500	100
34	DADRA AND NAGAR HAVELI	302	302	233	77
35	DAMAN AND DIU	107	107	102	95
36	LAKSHADWEEP	107	107	107	100
<b>Grand Total</b>		14,00,000	14,00,000	13,16,904	94

**Very Good:(90% or above of targets)**

ANDHRA PRADESH, ARUNACHAL PRADESH, ASSAM, CHHATTISGARH, DELHI, GOA, GUJARAT, HARYANA, HIMACHAL PRADESH, JAMMU AND KASHMIR, JHARKHAND, KARNATAKA, KERALA, MADHYA PRADESH, MANIPUR, MEGHALAYA, MIZORAM, ODISHA, PUDUCHERRY, PUNJAB, RAJASTHAN, SIKKIM, TAMIL NADU, TELANGANA, TRIPURA, UTTARAKHAND, UTTAR PRADESH, ANDAMAN AND NICOBAR ISLANDS, CHANDIGARH, DAMAN AND DIU, LAKSHADWEEP

**Good:(Between 80% to 90% targets)**

MAHARASHTRA, NAGALAND

**Poor:(Below 80% of targets)**

BIHAR, WEST BENGAL, DADRA AND NAGAR HAVELI

Note: \$ State has revised the figure downward

# Functional Anganwadis (Cumulative) % Achievement of Target During April 2017 - December 2017

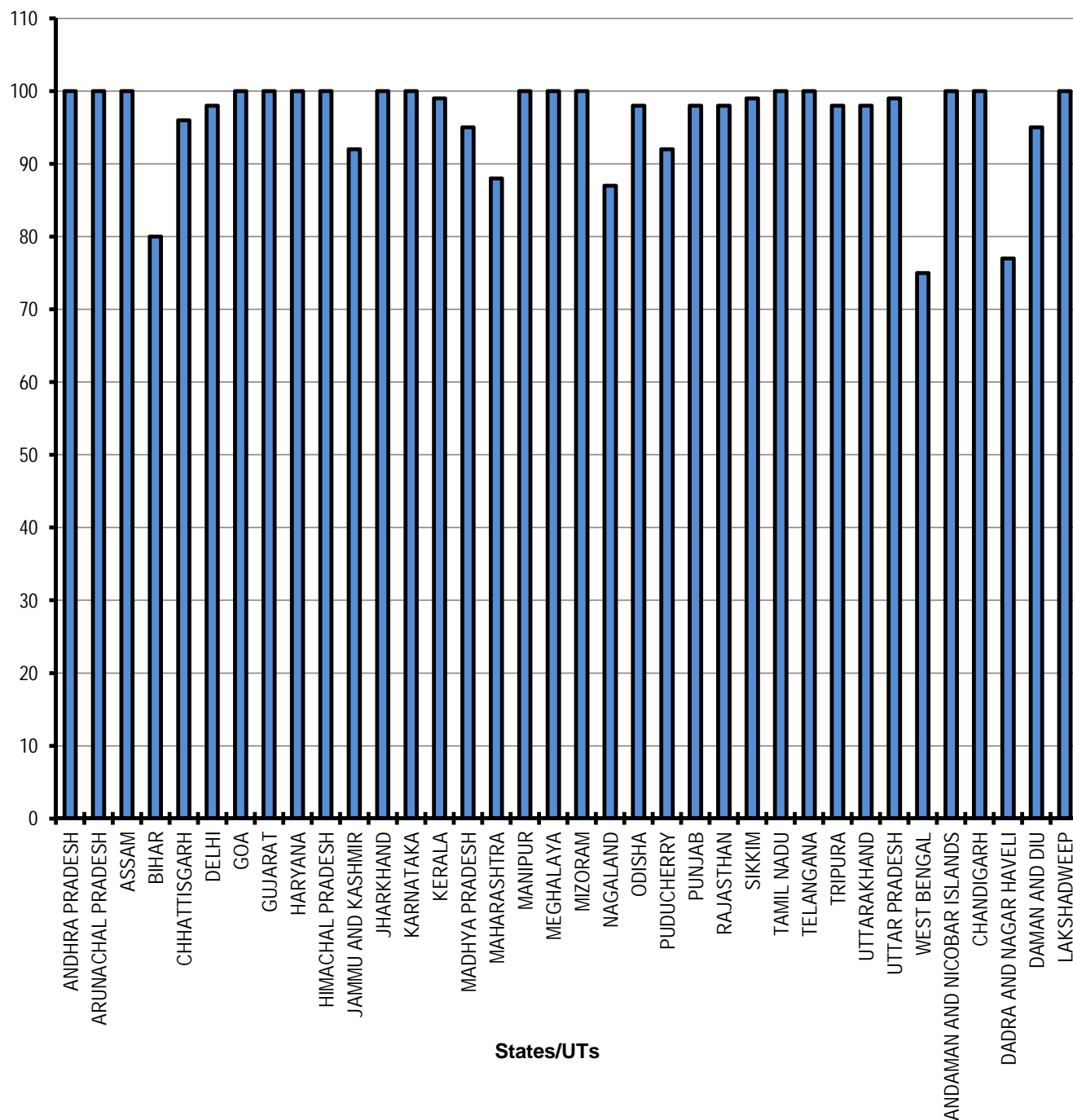


Table - 14

No. of Urban poor families assisted under Seven Point Charter  
(Unit: Number)

Sl. No.		Poor Families assisted (Number) April 2017- December 2017
(1)	(2)	(3)
1	ANDHRA PRADESH	4,74,254
2	ARUNACHAL PRADESH	NR
3	ASSAM	2023
4	BIHAR	NA
5	CHHATTISGARH	0
6	DELHI	0
7	GOA	NR
8	GUJARAT	7,418
9	HARYANA	686
10	HIMACHAL PRADESH	NR
11	JAMMU AND KASHMIR	1,303
12	JHARKHAND	970
13	KARNATAKA	3,195
14	KERALA	2,681
15	MADHYA PRADESH	0
16	MAHARASHTRA	4,343 \$
17	MANIPUR	NR
18	MEGHALAYA	129
19	MIZORAM	0
20	NAGALAND	0
21	ODISHA	282
22	PUDUCHERRY	NR
23	PUNJAB	0
24	RAJASTHAN	12,006
25	SIKKIM	0
26	TAMIL NADU	2,237
27	TELANGANA	11,882
28	TRIPURA	0
29	UTTARAKHAND	NR
30	UTTAR PRADESH	1,019
31	WEST BENGAL	5,21,637
32	ANDAMAN AND NICOBAR ISLANDS	0
33	CHANDIGARH	558
34	DADRA AND NAGAR HAVELI	0
35	DAMAN AND DIU	0
Grand Total		10,46,623

Note: NR Not Reported

\$ State has revised the figure downward

Table - 15(A)

**Afforestation ( Public and Forest Lands)**  
**Area Covered under Plantation**  
**(Unit: Hectares)**

Sl. No.	State/UT Name	Target		Achievement April 2017- September 2017	Percent Achievement April 2017- September 2017
		2017-2018	April 2017- December 2017		
(1)	(2)	(3)	(4)	(5)	(5)/(4)
1	ANDHRA PRADESH	2,38,390	1,78,791	2,25,634	126
2	ARUNACHAL PRADESH	210	156	NR	NR
3	ASSAM	40	30	0	0
4	BIHAR	67,860	50,895	25,796	51
5	CHHATTISGARH	93,440	70,080	13,087	19
6	DELHI	1,270	951	NR	NR
7	GOA	175	129	15	12
8	GUJARAT	1,60,405	1,20,303	1,76,321	147
9	HARYANA	41,210	30,906	13,511	44
10	HIMACHAL PRADESH	15,000	11,250	7,601	68
11	JAMMU AND KASHMIR	9,340	7,005	4,516	64
12	JHARKHAND	5,370	4,026	22729	565
13	KARNATAKA	68,275	51,204	61,452	120
14	KERALA	2,900	2,175	43,938	2020
15	MADHYA PRADESH	50,230	37,671	NR	NR
16	MAHARASHTRA	1,20,315	90,234	37,393	41
17	MANIPUR	10,770	8,076	4,729	59
18	MEGHALAYA	7,170	5,376	NR	NR
19	MIZORAM	4,070	3,051	4,020	132
20	NAGALAND	1,050	786	NR	NR
21	ODISHA	1,62,410	1,21,806	2,06,945	170
22	PUDUCHERRY	65	48	56	117
23	PUNJAB	6,505	4,878	5,025	103
24	RAJASTHAN	42,000	31,500	42,633	135
25	SIKKIM	3,410	2,556	365	14
26	TAMIL NADU	61,865	46,398	27,940	60
27	TELANGANA	1,58,520	1,18,890	1,26,461	106
28	TRIPURA	11,675	8,754	4,858	NR
29	UTTARAKHAND	18,785	14,088	16,979	121
30	UTTAR PRADESH	1,00,705	75,528	46,512	62
31	WEST BENGAL	7,490	5,616	7,179	128
32	ANDAMAN AND NICOBAR ISLANDS	1,205	903	713	79
33	CHANDIGARH	155	114	176	154
34	DADRA AND NAGAR HAVELI	215	159	200	NR
35	DAMAN AND DIU	5	3	15	500
36	LAKSHADWEEP	10	6	0	0
<b>Grand Total</b>		<b>14,72,510</b>	<b>11,04,342</b>	<b>11,26,799</b>	<b>102</b>

**Very Good:(90% or above of targets)**

ANDHRA PRADESH, GUJARAT, JHARKHAND, KARNATAKA, KERALA, MIZORAM, ODISHA, PUDUCHERRY, PUNJAB, RAJASTHAN, TELANGANA, UTTARAKHAND, WEST BENGAL, CHANDIGARH, DAMAN AND DIU

**Poor:(Below 80% of targets)**

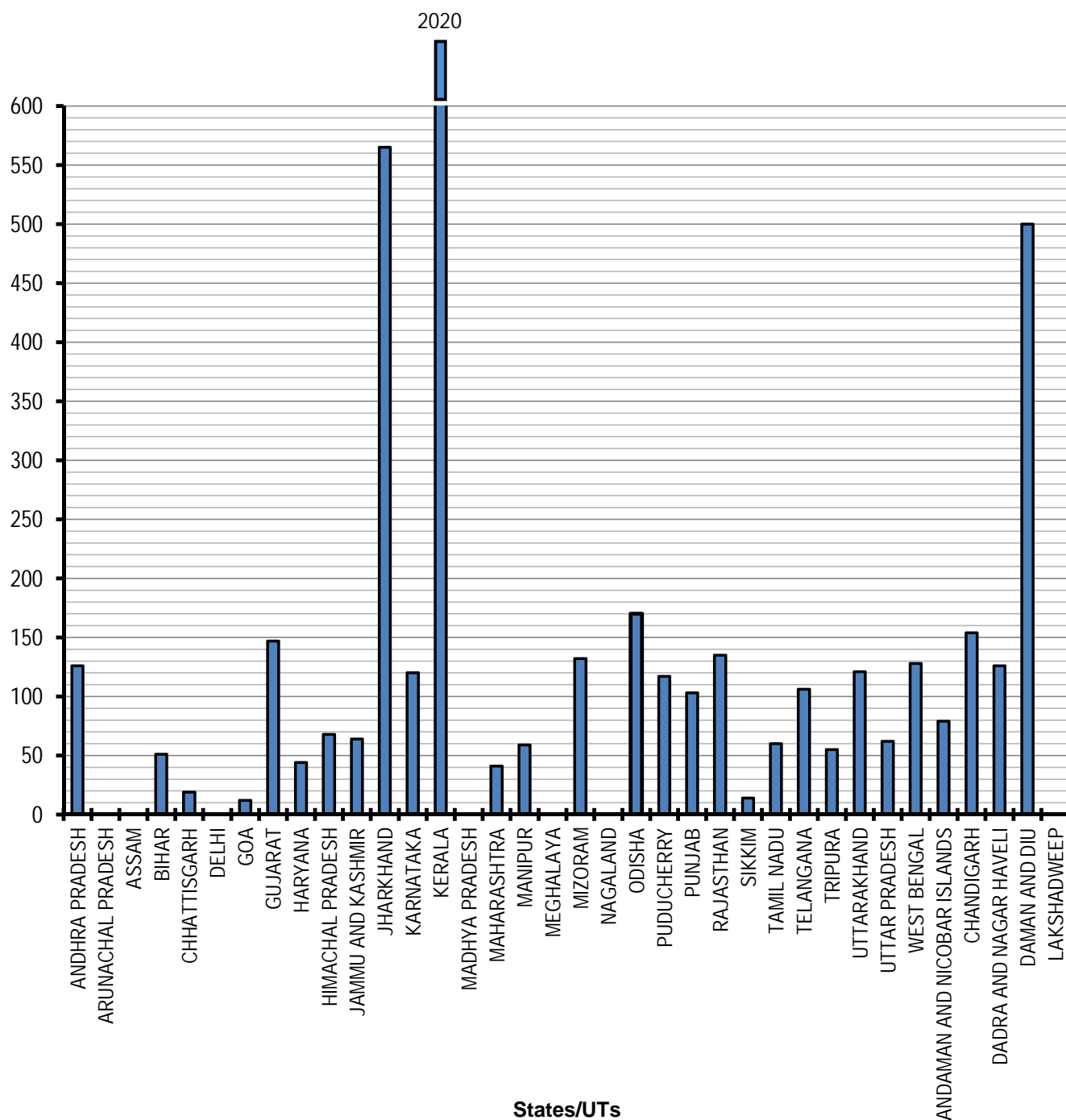
ASSAM, BIHAR, CHHATTISGARH, GOA, HARYANA, HIMACHAL PRADESH, JAMMU AND KASHMIR, MAHARASHTRA, MANIPUR, SIKKIM, TAMIL NADU, UTTAR PRADESH, ANDAMAN AND NICOBAR ISLANDS, LAKSHADWEEP

Note: NR Not Reported

# Afforestation (Public and Forest Lands)

## Area Covered under Plantation

% Achievement of Target  
During April 2017 - December 2017



**Table - 15(B)**  
**Afforestation ( Public and Forest Lands)**  
**Seedlings planted**  
**(Unit: Number)**

Sl. No.	State/UT Name	Target		Achievement April 2017-December 2017	Percent Achievement April 2017-December 2017
		2017-2018	April 2017-December 2017		
(1)	(2)	(3)	(4)	(5)	(5)/(4)
1	ANDHRA PRADESH	15,49,54,000	11,62,14,000	20,94,47,000	180
2	ARUNACHAL PRADESH	1,37,000	1,02,000	NR	NR
3	ASSAM	26,000	18,000	0	0
4	BIHAR	4,41,09,000	3,30,81,000	1,67,67,200	51
5	CHHATTISGARH	6,07,36,000	4,55,52,000	5,98,74,000	131
6	DELHI	8,26,000	6,18,000	NR	NR
7	GOA	1,14,000	84,000	12,000	14
8	GUJARAT	10,42,63,000	7,81,95,000	11,06,56,000	142
9	HARYANA	2,67,87,000	2,00,88,000	1,30,70,000	65
10	HIMACHAL PRADESH	97,50,000	73,11,000	75,74,644	104
11	JAMMU AND KASHMIR	60,71,000	45,51,000	17,47,000	38
12	JHARKHAND	34,91,000	26,16,000	1,59,95,457	611
13	KARNATAKA	4,43,79,000	3,32,82,000	4,58,23,000	138
14	KERALA	18,85,000	14,13,000	19,65,876	139
15	MADHYA PRADESH	3,26,50,000	2,44,86,000	NR	NR
16	MAHARASHTRA	7,82,05,000	5,86,53,000	368	0
17	MANIPUR	70,01,000	52,50,000	58,64,446	112
18	MEGHALAYA	46,61,000	34,95,000	NR	NR
19	MIZORAM	26,46,000	19,83,000	15,29,016	77
20	NAGALAND	6,83,000	5,10,000	NR	NR
21	ODISHA	10,55,67,000	7,91,73,000	3,04,64,000	38
22	PUDUCHERRY	42,000	30,000	37,475	125
23	PUNJAB	42,28,000	31,71,000	32,67,000	103
24	RAJASTHAN	2,73,00,000	2,04,75,000	2,85,39,400	139
25	SIKKIM	22,17,000	16,62,000	2,36,874	14
26	TAMIL NADU	4,02,12,000	3,01,59,000	1,81,61,320	60
27	TELANGANA	10,30,38,000	7,72,77,000	9,28,95,000	120
28	TRIPURA	75,89,000	56,91,000	31,58,000	NR
29	UTTARAKHAND	1,22,10,000	91,56,000	1,60,30,000	175
30	UTTAR PRADESH	6,54,58,000	4,90,92,000	5,68,20,980	116
31	WEST BENGAL	48,69,000	36,51,000	4,24,45,400	1163
32	ANDAMAN AND NICOBAR ISLANDS	7,83,000	5,85,000	1,62,372	28
33	CHANDIGARH	1,01,000	75,000	80,630	108
34	DADRA AND NAGAR HAVELI	1,40,000	1,05,000	4,55,000	433
35	DAMAN AND DIU	3,000	-	62,089 &	-
36	LAKSHADWEEP	7,000	3,000	0	0
<b>Grand Total</b>		<b>95,71,38,000</b>	<b>71,78,07,000</b>	<b>78,31,41,547</b>	<b>109</b>

**Very Good:(90% or above of targets)**

ANDHRA PRADESH, CHHATTISGARH, GUJARAT, HIMACHAL PRADESH, JHARKHAND, KARNATAKA, KERALA, MANIPUR, PUDUCHERRY, PUNJAB, RAJASTHAN, TELANGANA, UTTARAKHAND, UTTAR PRADESH, WEST BENGAL, CHANDIGARH, DADRA AND NAGAR HAVELI

**Poor:(Below 80% of targets)**

ASSAM, BIHAR, GOA, HARYANA, JAMMU AND KASHMIR, MAHARASHTRA, MIZORAM, ODISHA, SIKKIM, TAMIL NADU, ANDAMAN AND NICOBAR ISLANDS, LAKSHADWEEP

Note: NR Not Reported

& Exceptional high figure reported by the State

# Afforestation (Public and Forest Lands)

## Seedlings planted

% Achievement of Target  
During April 2017 - December 2017

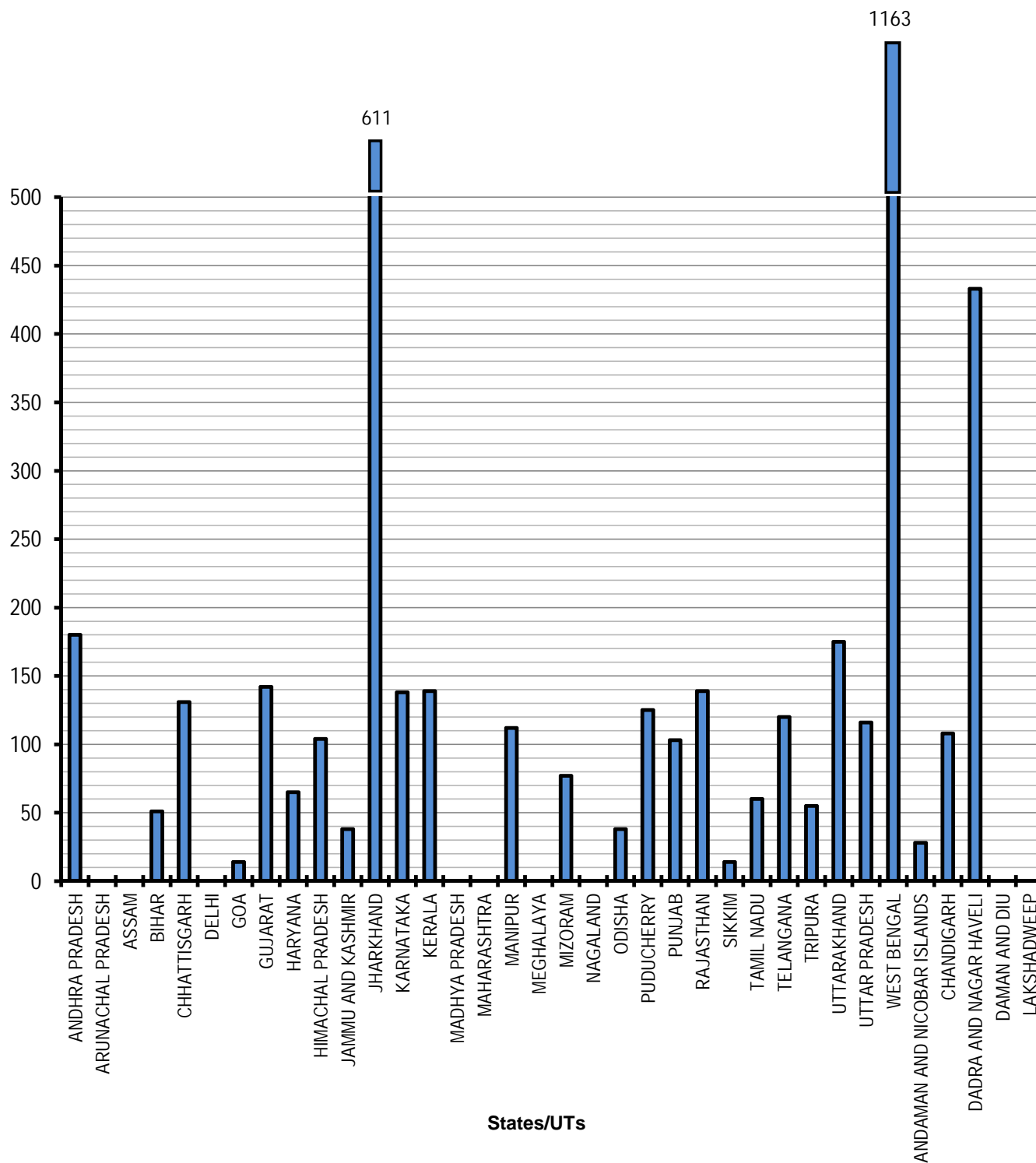


Table - 16

**Rural roads - PMGSY**  
**Length of road constructed**  
**(Unit: Kilometer)**

Sl. No.	State/UT Name	Target		Achievement @	Percent Achievement
		2017-2018	April 2017-December 2017	April 2017-December 2017	April 2017-December 2017
(1)	(2)	(3)	(4)	(5)	(5)/(4)
1	ANDHRA PRADESH	500	375	120	32
2	ARUNACHAL PRADESH	1,200	900	693	77
3	ASSAM	2,000	1,500	404	27
4	BIHAR	7,000	5,250	2297	44
5	CHHATTISGARH	2,000	1,500	509	34
6	GOA	-	-	0	-
7	GUJARAT	50	36	28	78
8	HARYANA	50	36	40	110
9	HIMACHAL PRADESH	1,700	1,275	1341	105
10	JAMMU AND KASHMIR	1,800	1,350	1033	76
11	JHARKHAND	5,000	3,750	2246	60
12	KARNATAKA	66	48	44	93
13	KERALA	534	399	153	38
14	MADHYA PRADESH	6,200	4,650	3262	70
15	MAHARASHTRA	1,400	1,050	286	27
16	MANIPUR	1,000	750	341	45
17	MEGHALAYA	450	336	76	23
18	MIZORAM	500	375	43	11
19	NAGALAND	50	36	63	174
20	ODISHA	7,000	5,250	3372	64
21	PUNJAB	950	711	723	102
22	RAJASTHAN	3,200 *	2,119 *	2201	104
23	SIKKIM	400	300	230	77
24	TAMIL NADU	1,500	1,125	1059	94
25	TELANGANA	500	375	218	58
26	TRIPURA	650	486	189	39
27	UTTARAKHAND	2,000	1,500	888	59
28	UTTAR PRADESH	5,200	3,900	1816	47
29	WEST BENGAL	3,500	2,625	1093	42
<b>Grand Total</b>		<b>56,400</b>	<b>42,007</b>	<b>24,767</b>	<b>59</b>

**Very Good:(90% or above of targets)**

HARYANA, HIMACHAL PRADESH, KARNATAKA, NAGALAND, PUNJAB, RAJASTHAN, TAMIL NADU

**Poor:(Below 80% of targets)**

ANDHRA PRADESH, ARUNACHAL PRADESH, ASSAM, BIHAR, CHHATTISGARH, GUJARAT, JAMMU AND KASHMIR, JHARKHAND, KERALA, MADHYA PRADESH, MAHARASHTRA, MANIPUR, MEGHALAYA, MIZORAM, ODISHA, SIKKIM, TELANGANA, TRIPURA, UTTARAKHAND, UTTAR PRADESH, WEST BENGAL

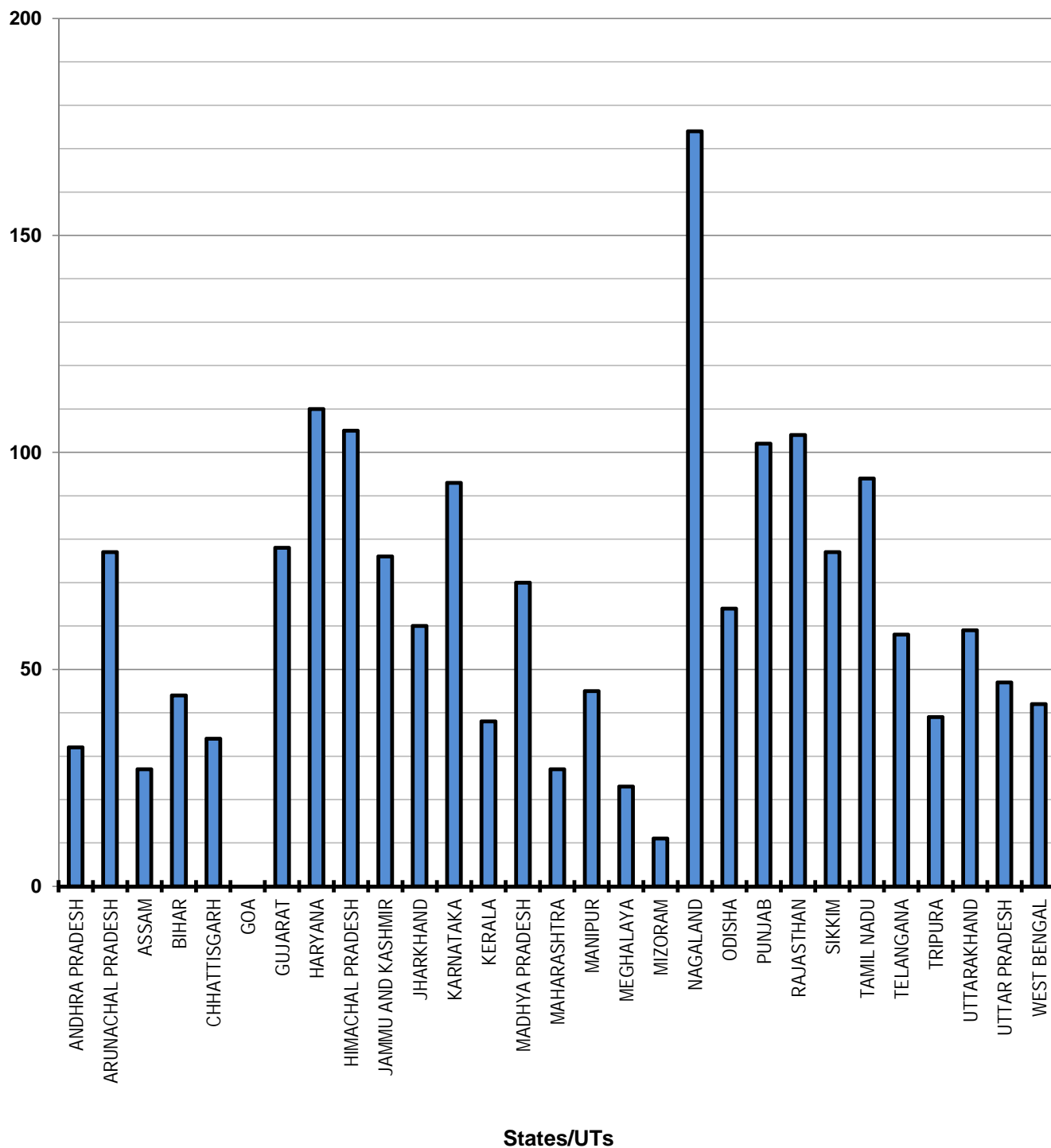
Note: @ Figures received from M/o Rural Development have been considered

\* Targets are revised by the Ministry

# Rural Roads - PMGSY

## Length of Road Constructed

% Achievement of Target  
During April 2017 - December 2017



**Table - 17**  
**Deendyal Upadhyaya Gram Jyoti Yojana (DDUGJY)**  
**Villages electrified**  
**(Unit: Number)**

Sl. No.	State/UT Name	Target		Achievement @ April 2017-December 2017	Percent Achievement April 2017-December 2017
		2017-2018	April 2017-December 2017		
(1)	(2)	(3)	(4)	(5)	(5)/(4)
1	ARUNACHAL PRADESH	1,229	933	217	23
2	ASSAM	628	477	572	120
3	BIHAR	437	332	332	100
4	CHHATTISGARH	381	289	259	89.6
5	JAMMU AND KASHMIR	102	78	8	10
6	JHARKHAND	617	468	613	131
7	KARNATAKA	25	25	22	88
8	MADHYA PRADESH	52	40	26	65
9	MANIPUR	80	61	59	97
10	MEGHALAYA	230	175	196	112
11	MIZORAM	18	14	4	29
12	NAGALAND	4	4	2	50
13	ODISHA	616	456	509	112
14	RAJASTHAN	1	1	1	100
15	UTTARAKHAND	58	43	24	56
16	UTTAR PRADESH	9	9	9	100
17	WEST BENGAL	5	5	5	100
<b>Grand Total</b>		<b>4,492</b>	<b>3,410</b>	<b>2,858</b>	<b>84</b>

**Very Good:(90% or above of targets)**

ASSAM, BIHAR, JHARKHAND, MANIPUR, MEGHALAYA, ODISHA, RAJASTHAN, UTTAR PRADESH, WEST BENGAL

**Good:(Between 80% to 90% targets)**

CHHATTISGARH, KARNATAKA

**Poor:(Below 80% of targets)**

ARUNACHAL PRADESH, JAMMU AND KASHMIR, MADHYA PRADESH, MIZORAM, NAGALAND, UTTARAKHAND

Note: @ Figures received from M/o Power have been considered

## Deendayal Upadhyaya Gram Jyoti Yojana-DDUGJY

Villages electrified

% Achievement of Target

During April 2017 - December 2017

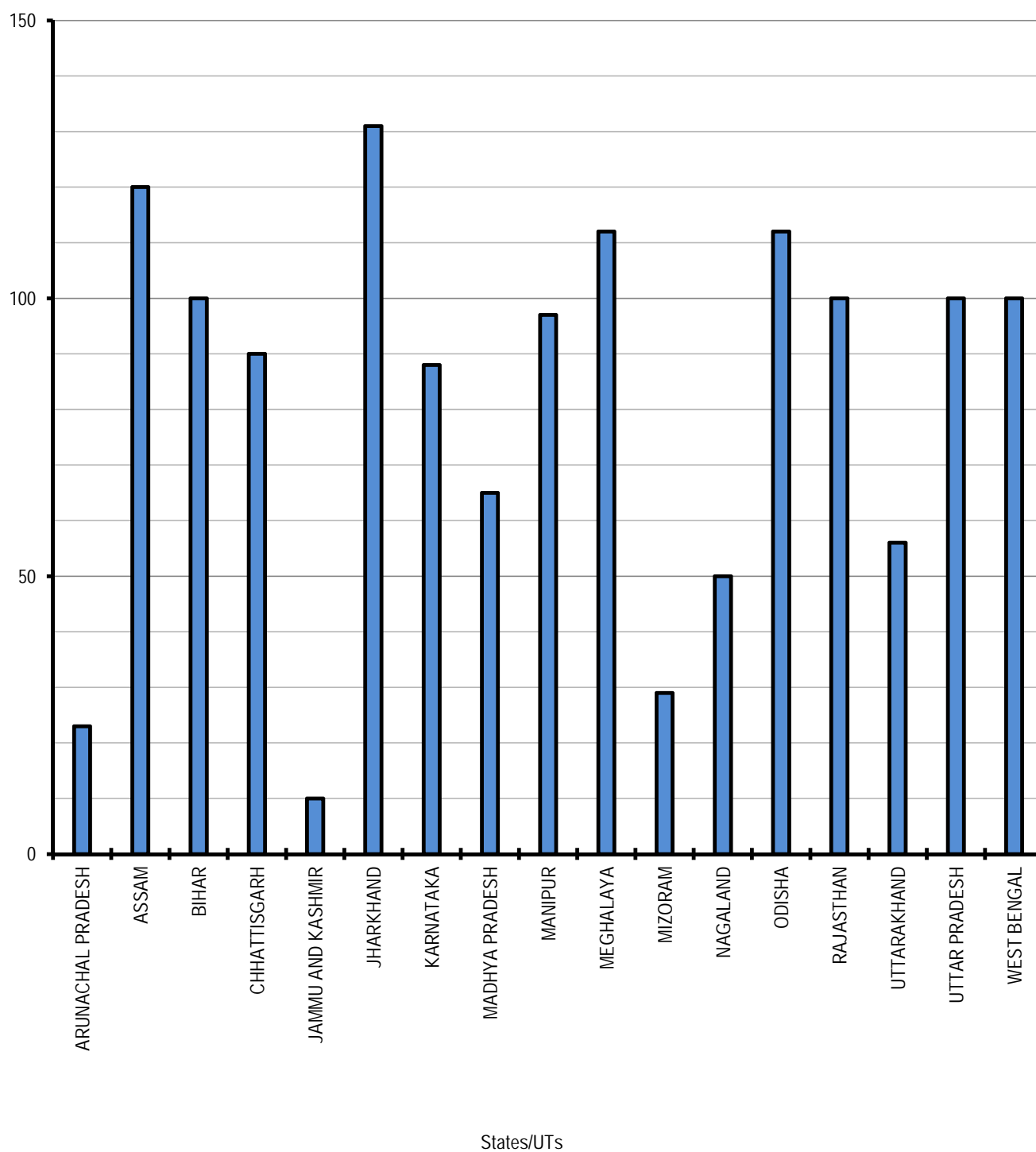


Table - 18

**Energising pump sets  
Pumps sets energized  
(Unit: Number)**

Sl. No.	State/UT Name	Target +		Achievement April 2017- December 2017	Percent Achievement April 2017- December 2017
		2017-2018	April 2017- December 2017		
(1)	(2)	(3)	(4)	(5)	(5)/(4)
1	ANDHRA PRADESH	24,852	18,639	40,996	220
2	BIHAR	2,764	2,073	NA	-
3	CHHATTISGARH	21,000	12,900	8,718	68
4	GOA	200	140	123	88
5	GUJARAT	44,500	33,375	77,417	232
6	HARYANA	8,800	6,599	7,489	113
7	HIMACHAL PRADESH	1,296	901	1,725	191
8	JHARKHAND	22,000	16,500	1,807	11
9	KARNATAKA	38,602	28,951	55,500	192
10	KERALA	12,000	9,000	11,581	129
11	MADHYA PRADESH	17,237	12,926	NR	NR
12	MAHARASHTRA	-	-	47,139	-
13	MEGHALAYA	30	21	NR	NR
14	ODISHA	1,190	892	9,693	1086
15	PUDUCHERRY	35	26	26	100
16	PUNJAB	1,50,000	1,12,500	12,628	11
17	RAJASTHAN	30,000	22,500	41,674	185
18	TAMIL NADU	10,000	6,000	22,792	380
19	TELANGANA	25,148	18,860	58,291	309
20	UTTARAKHAND	700	523	1,003	192
21	UTTAR PRADESH	22,058	16,543	16,209	98
22	WEST BENGAL	422	315	1,425	452
23	DAMAN AND DIU	25	18	25	139
<b>Grand Total</b>		<b>4,32,859</b>	<b>3,20,202</b>	<b>4,16,261</b>	<b>130</b>

**Very Good:(90% or above of targets)**

ANDHRA PRADESH, GUJARAT, HARYANA, HIMACHAL PRADESH, KARNATAKA, KERALA, ODISHA, PUDUCHERRY, RAJASTHAN, TAMIL NADU, TELANGANA, UTTARAKHAND, UTTAR PRADESH, WEST BENGAL, DAMAN AND DIU

**Good:(Between 80% to 90% targets)**

GOA

**Poor:(Below 80% of targets)**

CHHATTISGARH, JHARKHAND, PUNJAB, DADRA AND NAGAR HAVELI

Note: NR Not Reported

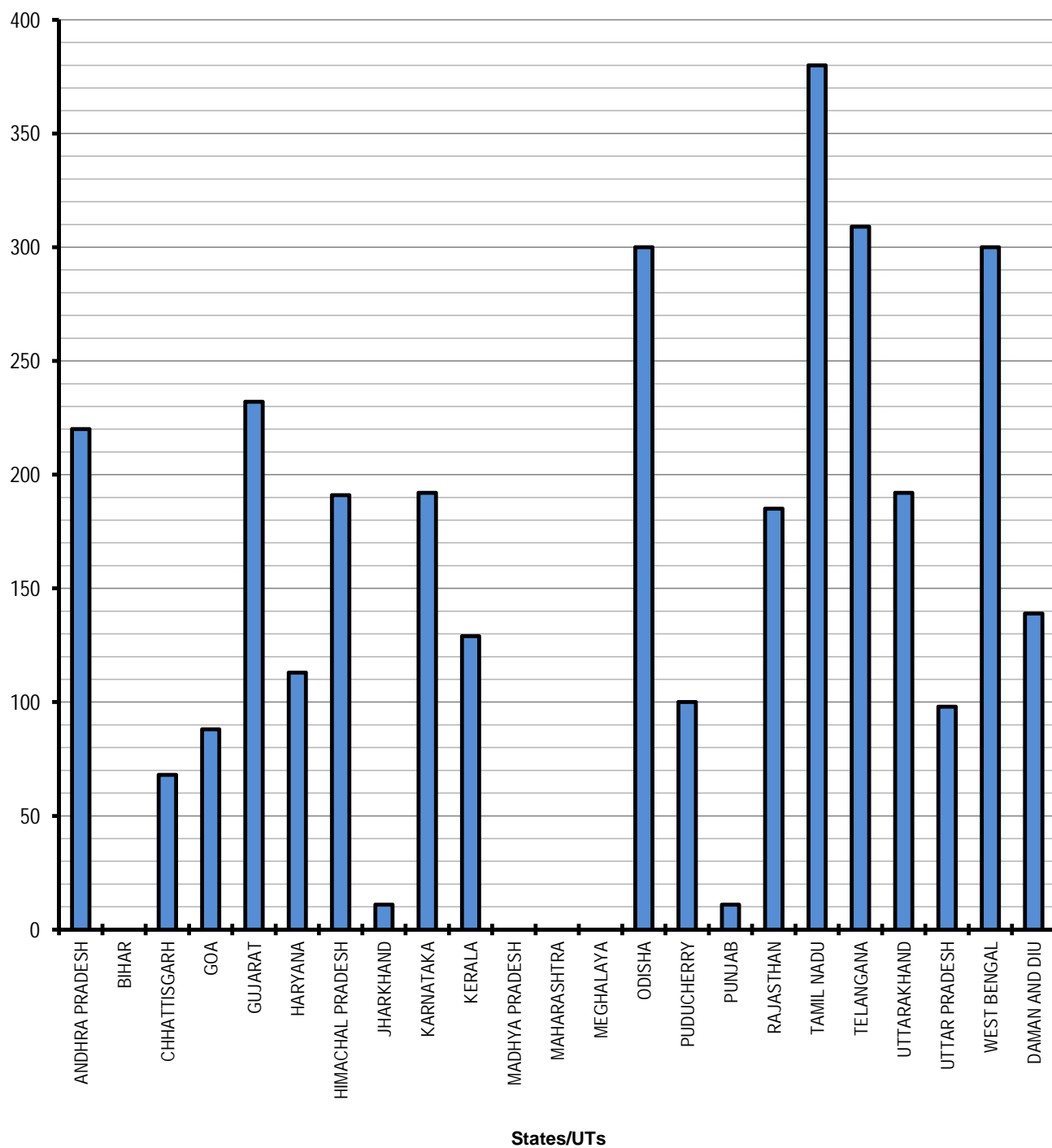
+ Previous year targets have been repeated for States/Uts other than Andhra Pradesh, Gujarat, Himachal Pradesh and Tamil Nadu.

# Energising Pump sets

## Pumps sets energized

### % Achievement of Target

#### During April 2017 - December 2017



**Table - 19**  
**Supply of Electricity**

Sl. No.	State/UT Name	Electricity demanded (Million Units) April 2017- December 2017	Electricity supplied (Million Units) April 2017- December 2017	Shortage observed (Million Units) April 2017- December 2017	Percentage of Electricity Supplied
(1)	(2)	(3)	(4)	(5)	(6)
1	ANDHRA PRADESH	42,776	42,738	38	100
2	ARUNACHAL PRADESH	595	586	9	98
3	ASSAM	7,205	6,919	286	96
4	BIHAR	20,484	20,108	376	98
5	CHHATTISGARH	19,718	19,637	81	100
6	DELHI	25,954	25,937	17	100
7	GOA	3,083	3,083	0	100
8	GUJARAT	82,448	82,436	12	100
9	HARYANA	39,895	39,895	0	100
10	HIMACHAL PRADESH	7,050	7,010	40	99
11	JAMMU AND KASHMIR	13,807	11,034	2,773	79.9
12	JHARKHAND	5,804	5,720	84	99
13	KARNATAKA	48,330	48,236	94	100
14	KERALA	18,558	18,508	50	100
15	MADHYA PRADESH	51,872	51,872	0	100
16	MAHARASHTRA	1,11,933	1,11,704	229	100
17	MANIPUR	600	24	576	4
18	MEGHALAYA	1126	2	1,124	0
19	MIZORAM	350	8	342	2
20	NAGALAND	596	10	586	2
21	ODISHA	21,824	21,790	34	100
22	PUDUCHERRY	2020	2015	5	100
23	PUNJAB	44,633	44,633	0	100
24	RAJASTHAN	52,749	52,316	433	99
25	SIKKIM	348	348	0	100
26	TAMIL NADU	79,181	79,123	58	100
27	TELANGANA	42,845	42,816	29	100
28	TRIPURA	2,179	30	2,149	1
29	UTTARAKHAND	10,160	10,134	26	100
30	UTTAR PRADESH	93,193	91,752	1,441	98
31	WEST BENGAL	39,096	38,944	152	100
32	ANDAMAN AND NICOBAR ISLANDS	242	218	24	90
33	CHANDIGARH	1313	1304	9	99
34	DADRA AND NAGAR HAVELI	4,607	4,607	0	100
35	DAMAN AND DIU	1,898	1898	0	100
36	LAKSHADWEEP	35	35	0	100
<b>Grand Total</b>		<b>8,98,507</b>	<b>8,87,430</b>	<b>11,077</b>	<b>99</b>

**Very Good: (90% or above of targets)**

ANDHRA PRADESH, ARUNACHAL PRADESH, ASSAM, BIHAR, CHHATTISGARH, DELHI, GOA, GUJARAT, HARYANA, HIMACHAL PRADESH, JHARKHAND, KARNATAKA, KERALA, MADHYA PRADESH, MAHARASHTRA, ODISHA, PUDUCHERRY, PUNJAB, RAJASTHAN, SIKKIM, TAMIL NADU, TELANGANA, UTTARAKHAND, UTTAR PRADESH, WEST BENGAL, CHANDIGARH, DADRA AND NAGAR HAVELI, DAMAN AND DIU, LAKSHADWEEP

**Poor: (Below 80% of targets)**

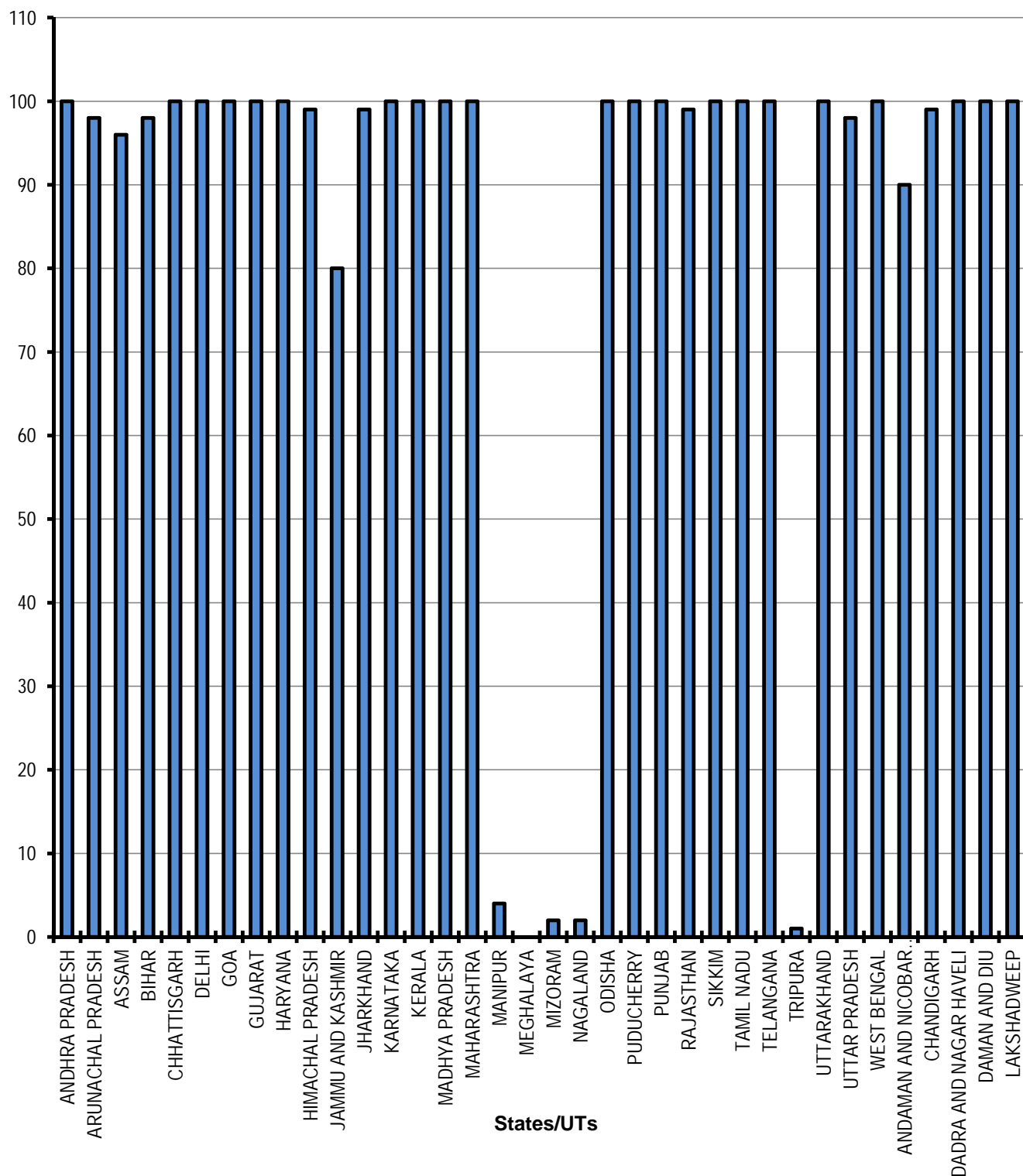
JAMMU AND KASHMIR, MANIPUR, MEGHALAYA, MIZORAM, NAGALAND, TRIPURA, ANDAMAN AND NICOBAR ISLANDS

# Supply of Electricity

## Electricity supplied

### % Achievement of Target

#### During April 2017 - December 2017



## **Twenty Point Programme – 2006**

### **List of Twenty Points**

- |   |  |
|---|--|
| 1. गरीबी हटाओ   | [Poverty Eradication]  |
| 2. जनशक्ति  | [Power to People]  |
| 3. किसान मित्र  | [Support to Farmers]   |
| 4. श्रमिक कल्याण  | [Labour Welfare]   |
| 5. खाद्य सुरक्षा  | [Food Security]  |
| 6. सबके लिए आवास  | [Housing for All]  |
| 7. शुद्ध पेयजल  | [Clean Drinking Water]   |
| 8. जन-जन का स्वास्थ्य   | [Health for All]   |
| 9. सबके लिए शिक्षा  | [Education for All]  |
| 10. अनुसूचित जाति, जनजाति, अल्पसंख्यक एवं अन्य पिछड़ा वर्ग कल्याण | [Welfare of Scheduled Castes, Scheduled Tribes, Minorities and OBCs] |
| 11. महिला कल्याण  | [Women Welfare]  |
| 12. बाल कल्याण  | [Child Welfare]  |
| 13. युवा विकास  | [Youth Development]  |
| 14. बस्ती सुधार   | [Improvement of Slums]   |
| 15. पर्यावरण संरक्षण एवं वनवृद्धि                                 | [Environment Protection and Afforestation]                           |
| 16. सामाजिक सुरक्षा   | [Social Security]  |
| 17. ग्रामीण सड़क  | [Rural Roads]  |
| 18. ग्रामीण ऊर्जा   | [Energization of Rural Area]   |
| 19. पिछड़ा क्षेत्र विकास  | [Development of Backward Areas]                                      |
| 20. ई-शासन  | [IT enabled e-Governance]  |

## LIST OF ITEMS COVERED UNDER (TPP) - 2006

Point No.	Item No.	Name of the Points/Items
<b>I.</b>		<b>गरीबी हटाओ [Poverty Eradication]</b>
		<b>Rural Areas</b>
	1.	Employment generation under the <i>Mahatma Gandhi National Rural Employment Guarantee Act (MGNREGA)</i>
	2.	National Rural Livelihood Mission (NRLM)
	3.	Rural Business Hubs in Partnership with Panchayats
	4.	Self Help Groups
		<b>Urban Areas</b>
	5.	<b>Swaran Jayanti Shahari Rojgar Yojana</b>
<b>II.</b>		<b>जनशक्ति (Power to People)</b>
	6.	Local Self Government (Panchayati Raj and Urban Local Bodies) - Activity Mapping for devolution of functions - Budget Flow of Funds - Assignment of Functionaries
	7.	Quick and Inexpensive Justice – Gram Nyayalayas and Nyaya Panchayats.
	8.	District Planning Committees.
<b>III.</b>		<b>किसान मित्र [Support to Farmers]</b>
	9.	Water shed development
	10.	Marketing and infrastructural support to farmers
	11.	Irrigation facilities (including minor and micro irrigation) for agriculture
	12.	Credit to farmers
	13.	Distribution of waste land to the landless
<b>IV.</b>		<b>श्रमिक कल्याण [Labour Welfare]</b>
	14.	Social Security for Agricultural and Unorganised Labour
	15.	Minimum Wages Enforcement (including Farm Labour)
	16.	Prevention of Child Labour
	17.	Welfare of Women Labour
<b>V.</b>		<b>खाद्य सुरक्षा [Food Security ]</b>
	18.	<b>Food Security:</b> (i) Targeted Public Distribution System (TPDS)/ National Food Security Act (NFSA) (ii) Antyodaya Anna Yojana, (iii) Establishing Grain banks in chronically food scarcity areas
<b>VI.</b>		<b>सबके लिए आवास [Housing for All]</b>
	19	Rural Housing - Pradhan Mantri Awaas Yojana - Grameen
	20.	EWS/LIG Houses in Urban Areas

Contd.....

Point No.	Item No.	Name of the Points/Items
<b>VII.</b>		<b>शुद्ध पेयजल [Clean Drinking Water]</b>
	<b>21.</b>	Rural Areas. - National Rural Drinking Water Programme-( <i>NRDWP</i> )
	<b>22.</b>	Urban Areas: - Accelerated Urban Water Supply Programme
<b>VIII.</b>		<b>जन-जन का स्वास्थ्य [Health for All]</b>
	<b>23.</b>	Control and prevention of major diseases: (a) HIV/AIDS (b) TB (c) Malaria (d) Leprosy (e) Blindness
	<b>24.</b>	National Rural Health Mission
	<b>25.</b>	Immunisation of Children
	<b>26.</b>	Sanitation Programme in - Rural Areas - Urban areas
	<b>27.</b>	Institutional Delivery
	<b>28.</b>	Prevention of Female Foeticide
	<b>29.</b>	Supplementary nutrition for Mothers and Children
	<b>30.</b>	Two Child norms
<b>IX.</b>		<b>सबके लिए शिक्षा [Education for All]</b>
	<b>31.</b>	Sarv Shiksha Abhiyan - Compulsory Elementary Education
	<b>32.</b>	Mid Day Meal Scheme
<b>X.</b>		<b>अनुसूचित जाति, जनजाति, अल्पसंख्यक एवं अन्य पिछड़ा वर्ग कल्याण [Welfare of Scheduled Castes, Scheduled Tribes, Minorities and OBCs]</b>
	<b>33.</b>	SC Families assisted (a) SC families assisted under SCA to SCSP & NSFDC (b) SC students assisted under post matric scholarship
	<b>34.</b>	Rehabilitation of Scavengers
	<b>35.</b>	ST Families assisted
	<b>36.</b>	Rights of Forest dwellers – Owners of minor forest produce
	<b>37.</b>	Particularly Vulnerable Tribal Groups (PTGs)
	<b>38.</b>	No alienation of Tribal lands
	<b>39.</b>	Implementation of Panchayats (Extension to Scheduled Areas) Act [PESA]
	<b>40.</b>	Welfare of minorities
	<b>41.</b>	Professional education among all minority communities
	<b>42.</b>	Reservation of OBCs in - Education - Employment
<b>XI.</b>		<b>महिला कल्याण [Women Welfare]</b>
	<b>43.</b>	Financial Assistance for Women Welfare
	<b>44.</b>	Improved participation of women in (a) Panchayats (b) Municipalities (c) State Legislatures (d) Parliament

Contd

.....

Point No.	Item No.	Name of the Points/Items
<b>XII.</b>		<b>बाल कल्याण [Child Welfare]</b>
	<b>45.</b>	Universalisation of ICDS Scheme
	<b>46.</b>	Functional Anganwadis
<b>XIII.</b>		<b>युवा विकास [Youth Development]</b>
	<b>47.</b>	Sports for all in Rural and Urban areas
	<b>48.</b>	Rashtriya Sadbhavana Yojana
	<b>49.</b>	National Service Scheme (NSS)
<b>XIV.</b>		<b>बस्ती सुधार [Improvement of Slums]</b>
	<b>50.</b>	Number of Urban poor families assisted under seven point charter viz. land tenure, housing at affordable cost, water, sanitation, health, education, and social security.
<b>XV.</b>		<b>पर्यावरण संरक्षण एवं वनवृद्धि [Environment Protection and Afforestation]</b>
	<b>51.</b>	Afforestation (a) Area Covered under Plantation on - Public and Forest Lands (b) Number of Seedlings planted on -Public and Forest Lands
	<b>52.</b>	Prevention of pollution of Rivers and water bodies
	<b>53.</b>	Solid and liquid waste management in - Rural Areas - Urban Areas
<b>XVI.</b>		<b>सामाजिक सुरक्षा [Social Security]</b>
	<b>54.</b>	Rehabilitation of handicapped and orphans.
	<b>55.</b>	Welfare of the aged
<b>XVII.</b>		<b>ग्रामीण सड़क [Rural Roads]</b>
	<b>56.</b>	Rural Roads - PMGSY
<b>XVIII.</b>		<b>ग्रामीण ऊर्जा [Energization of Rural Area]</b>
	<b>57.</b>	Bio-diesel Production
	<b>58.</b>	Deendayal Upadhyaya Gram Jyoti Yojana
	<b>59.</b>	Renewable Energy
	<b>60.</b>	Energising Pump sets
	<b>61.</b>	Supply of Electricity
	<b>62.</b>	Supply of Kerosene and LPG
<b>XIX.</b>		<b>पिछड़ा क्षेत्र विकास [Development of Backward Areas]</b>
	<b>63.</b>	Backward Regions Grants Fund (BRGF)
<b>XX.</b>		<b>ई-शासन [IT enabled e-Governance]</b>
	<b>64.</b>	Central and State Governments
	<b>65.</b>	Panchayats and Municipalities

## **Twenty Point Programme – 2006**

### **Quarterly Monitored Items**

1. Employment Generation under *Mahatma Gandhi National Rural Employment Guarantee Scheme (MGNREGA)*
2. National Rural Livelihoods Mission (NRLM)
3. Distribution of Wasteland to landless
4. Minimum Wages Enforcement (including Farm Labour)
5. *Food Security*
6. Rural Housing under Pradhan Mantri Awaas Yojana-Grameen (PMAY-G)
7. EWS/LIG Houses in Urban Areas
8. *Rural Drinking Water Supply*- National Rural Drinking Water Programme- (NRDWP)
9. Sanitation Programme in Rural Areas
10. Institutional Delivery
11. SC Families assisted
12. Universalisation of ICDS Scheme
13. Functional Anganwadis
14. Number of Urban Poor Families assisted under Seven Point Charter viz. land tenure, housing at affordable cost, water, sanitation, health, education, and social security.
15. Afforestation
16. Rural Roads constructed under Pradhan Mantri Gram Sadak Yojana (PMGSY)
17. Village electrified under Deendayal Upadhyaya Gram Jyoti Yojana (DDUGJY)
18. Energising Pump sets
19. Supply of Electricity

**Annexure-4**

**STATUS OF RECEIPT OF TARGETS FOR QUARTERLY MONITORED ITEMS  
UNDER TPP-2006**

<b>Item No.</b>	<b>Name of the item</b>	<b>Parameter</b>	<b>Parameters/ indicators</b>	<b>Whether State-wise targets fixed by the concerned Administrative Ministries</b>	<b>Whether targets have been received</b>	<b>Nodal Ministry</b>
<b>1</b>	Employment Generation under Mahatma Gandhi National Rural Employment Guarantee Scheme	-	(i) No. of job card issued  (ii) Employment generated  (iii) Wages given	Non-targetable indicator *	-	Ministry of Rural Development
<b>2</b>	National Rural Livelihood Mission (NRLM)	<b>1</b>  <b>2</b>  <b>3</b>	(i) Number of SHGs promoted (new and revived) during the financial year  (ii) Number of SHGs provided Revolving Fund (RF) during the financial year  (iii) Number of SHGs provided Community Investment Fund (CIF) during the financial year	Targets fixed & received from Administrative Ministry  Targets fixed & received from Administrative Ministry Targets fixed & received from Administrative Ministry	Yes  Yes  Yes	Ministry of Rural Development
<b>3</b>	Distribution of Wasteland to the landless	-	Waste Land distributed (i) Total (ii) SC (iii) ST (iv) Others	Non-targetable indicator *	-	-do-
<b>4</b>	Minimum Wages Enforcement (including Farm Labour)	-	(a) Agriculture and Farm workers (i) Inspections made (ii) Irregularities detected (iii) Irregularities rectified (iv) Claims filed (v) Claims settled (vi) Prosecution cases pending (vii) Prosecution cases filed (viii) Prosecution cases decided (b) Others	Non-targetable indicator *	-	Ministry of Labour & Employment

Item No.	Name of the item	Parameter	Parameters/ indicators	Whether State-wise targets fixed by the concerned Administrative Ministries	Whether targets have been received	Nodal Ministry
5	<b>Food Security:</b>					
	(i) Targeted Public Distribution System (AAY+APL+BPL)	4	Allocation of Food Grains to States/UTs	Targets fixed & received from Administrative Ministry	Yes	Ministry of Consumer Affairs, Food & Public Distribution
	(ii) TPDS - Antyodaya Anna Yojana (AAY)	5	Allocation of Food Grains to States/UTs	Administrative Ministry fixes the targets.	No	-do-
	(iii) TPDS - Below Poverty Line (BPL)	6	Allocation of Food Grains to States/UTs	-do-	No	-do-
	(iv) National Food Security Act (NFSA) (Normal)	7	Allocation of Food Grains to States/UTs	Targets fixed & received from Administrative Ministry	Yes	-do-
	(v) National Food Security Act (NFSA) (Tide over)	8	Allocation of Food Grains to States/UTs	-do-	Yes	-do-
6	Rural Housing - Pradhan Mantri Awaas Yojana – Grameen (PMAY-G)	9	Houses constructed	Targets fixed & received from Administrative Ministry.	Yes	Ministry of Rural Development
7	EWS/LIG Houses in Urban Areas	10	Houses constructed	Administrative Ministry fixes the targets.	No	M/o Housing and Urban Poverty Alleviation
8	<b>Water Supply I Rural Areas</b> - <i>National Rural Drinking Water Programme</i> -(NRDWP)	11	(i) Partially Covered Habitations- (NRDWP)	Administrative Ministry fixes the targets.	No	Ministry of Drinking Water and Sanitation
		12	(ii) Coverage of Quality Affected Habitations – (NRDWP)	-do-	No	-do-
9	Sanitation Programme in Rural Areas	-	Individual Household latrines constructed	Non-targetable indicator *	-	Ministry of Drinking Water and Sanitation
10	Institutional Delivery	-	Delivery in Institutions	Non-targetable indicator *	-	Ministry of Health & Family Welfare

Item No.	Name of the item	Parameter	Parameters/ indicators	Whether State-wise targets fixed by the concerned Administrative Ministries	Whether targets have been received	Nodal Ministry
11	SC Families Assisted	13	(i) SC Families assisted under SCA to SCSP & NSFDC	Administrative Ministry fixes the targets.	No	M/o Social Justice and Empowerment
		-	(ii) SC Students assisted under Post Matric Scholarship	Non-targetable indicator *	-	
12	Universalisation of ICDS Scheme	14	ICDS Operational Blocks (Cumulative)	Targets fixed & received from Administrative Ministry	Yes	Ministry of Women and Child Development
13	Functional Anganwadis	15	Number of Functional Anganwadis (cumulative)	Targets fixed & received from Administrative Ministry	Yes	Ministry of Women and Child Development
14	Number of Urban poor families assisted under seven point charter viz. land tenure, housing at affordable cost, water, sanitation, health, education, and social security.	-	Poor Families assisted	Non-targetable indicator *	-	M/o Housing and Urban Poverty Alleviation
15	<b>Afforestation:</b> (a) Area Covered under Plantation on Public and Forest Lands (b) Number of Seedlings planted on -Public and Forest Lands	16	(a) Area Covered under Plantation on Public and Forest Lands	Targets fixed & received from Administrative Ministry	Yes	Ministry of Environment and Forest
		17	(b) Number of Seedlings	Targets fixed & received from Administrative Ministry	Yes	do
16	Rural Roads – PMGSY	18	Length of Road constructed	Targets received from Administrative Ministry.	Yes	Ministry of Rural Development
17	Village electrified under Deendayal Upadhyaya Gram Jyoti Yojana (DDUGJY)	19	Villages electrified	Targets fixed & received from Administrative Ministry	Yes	Ministry of Power

Item No.	Name of the item	Parameter	Parameters/ indicators	Whether State-wise targets fixed by the concerned Administrative Ministries	Whether targets have been received	Nodal Ministry
18	Energising Pump sets	20	Pumpsets Energised	Administrative Ministry has suggested the States/UTs to fix their own targets.	Received from States of Andhra Pradesh, Gujarat, Himachal Pradesh and Tamil Nadu. Previous year targets have been repeated for other States.	Ministry of Power
19	Supply of Electricity	21	Electricity demanded	Targets fixed & received from Administrative Ministry	Yes	-do-

*\* The items, where Administrative Ministries have not fixed State-wise targets, are not monitored for performance analysis. These items are normally demand driven and are accordingly monitored for actual achievements only.*

**List of items where the concerned schemes are yet to be operationalised**

- (i) ***Quick and inexpensive justice–Gram Nyayalayas and Nyaya Panchayats:***  
Ministry of Panchayati Raj is consulting Central Ministries and States/UT Governments regarding draft bill on Nyaya Panchayats.

**ABBREVIATIONS USED**

AAY	Antyodaya Anna Yojana
NRDWP	National Rural Drinking Water Programme
EWS	Economically Weaker Section
PMAY-G	Pradhan Mantri Awaas Yojana – Grameen
ICDS	Integrated Child Development Scheme
EWS/LIG	Economically Weaker Section/Low Income Group
MWE	Minimum Wages Enforcement
NC	Not Covered
NREGS	National Rural Employment Guarantee Scheme
PC	Partially Covered
PMGSY	Pradhan Mantri Gram Sadak Yojana
SC	Scheduled Caste
DDUGJY	Deendayal Upadhyaya Gram Jyoti Yojana
NRLM	National Rural Livelihood Mission
SHG	Self Help Groups
TPDS	Targeted Public Distribution system
NFSA	National Food Security Act
NSFDC	National Scheduled Castes Finance & Development Corporation
NRLM	National Rural Livelihoods Mission