

TWENTY POINT PROGRAMME - 2006

PROGRESS REPORT

FOR THE PERIOD

APRIL 2017 – JUNE 2017



GOVERNMENT OF INDIA

**MINISTRY OF STATISTICS AND PROGRAMME IMPLEMENTATION
SARDAR PATEL BHAWAN, SANSAD MARG,
NEW DELHI-110 001**

Website: www.mospi.gov.in

CONTENT

		Page No.
I.	Introduction	1
PART-I		
Overall Performance Analysis		
II.	Progress Report	2
III.	Highlights of Performance	3
Table - A	All India Performance	7
Table - B	State-wise Performance	8
Table - C	State -wise and Item-wise Performance	14
PART- II		
Performance Tables		
Table No.	Description of Item	
1	Employment Generation - MGNREG A	23
2(A)	Number of SHGs promoted (new and revived) during the financial year (NRLM)	24
2(B)	Number of SHGs provided Revolving Fund (RF) during the financial year (NRLM)	26
2(C)	Number of SHGs provided Community Investment Fund (CIF) during the financial year (NRLM)	28
3(A)	Distribution of Waste Land to the Landless	30
3(B)	Waste Land distributed to SC, ST and others	31
4(A)	Minimum Wages Enforcement (including Farm Labour)	32
	(i) Inspections made (ii) Irregularities detected	
	(iii) Irregularities rectified	
4(B)	Minimum Wages Enforcement (including Farm Labour)	33
	(i) Claims Filed (ii) Claims Settled	
4(C)	Minimum Wages Enforcement (including Farm Labour)	34
	(i) Prosecution cases pending (ii) Prosecution cases filed	
	(iii) Prosecution cases decided	
5(A)	Food Security: Targeted Public Distribution System (TPDS) for AAY, APL & BPL	35
5(D)	Food Security: NFSA for Normal	37
5(E)	Food Security: NFSA for Tide Over	39
6	Rural Housing : Pradhan Mantri Awaas Yojana (PMAY-G)	41
7	EWS/LIG Houses in Urban Areas	43
8	National Rural Drinking Water Programme (NRDWP)	
8(A)	Partially Covered Habitations	45
8(B)	Coverage of Quality Affected Habitations	47
9	Sanitation Programme in Rural Areas	49
10	Institutional Delivery	50
11(A)	SC Families assisted under SCA to SCSP & NSFDC	51
11(B)	SC Students assisted under Post-Matric Scholarship	53
12	Universalization of ICDS Scheme	54
13	Functional Anganwadis	56
14	Number of Urban Poor Families assisted under Seven Point Charter	58
15(A)	Afforestation- Area Covered under Plantation (Public and Forest Lands)	59
15(B)	Afforestation: Seedlings Planted (Public and Forest Lands)	61
16	Rural Roads Constructed under (PMGSY)	63
17	Deendayal Upadhyaya Gram Jyoti Yojana (DDUGJY)	65
18	Energising Pump sets	67
19	Supply of Electricity	69
Annexures		
Annexure - 1	List of Twenty Points	71
Annexure - 2	List of 65 items to be monitored under TPP-2006	72
Annexure - 3	List of Quarterly Monitored Items	75
Annexure - 4	Status of receipt of targets for Quarterly Monitored Items	76
Annexure - 5	List of items/parameters identified for appraisal	80
Annexure - 6	Abbreviations used	81

Twenty Point Programme – 2006

An Introduction

The Twenty Point Programme (TPP) was launched by the Government of India in the year 1975 and was restructured in 1982, 1986 and again in 2006. The restructured programme, known as Twenty Point Programme (TPP) – 2006, became operational with effect from 1st April 2007. The programme is meant to give a thrust to schemes relating to poverty alleviation, employment generation in rural areas, housing, education, health & family welfare, protection of environment and many other schemes having a bearing on the quality of life, especially in the rural areas.

2. Twenty Point Programme (TPP) – 2006 originally consisted of 20 Points (**Annexure-1**) and 66 items being monitored individually by Central Nodal Ministries concerned. Up to 2007-08, out of 66 items, 22 items were monitored on monthly basis. In April 2008 *Sampoorna Grameen Rozgar Yojana* (SGRY) merged with another item namely *National Rural Employment Guarantee Act* which has been renamed as *Mahatma Gandhi National Rural Employment Guarantee Act* since 31st December 2009. Further, in the 12th Plan Swarnajayanti Gram Swarozgar Yojana (SGSY) has been modified and renamed as National Rural Livelihoods Mission (NRLM). Targeted Public Distribution System (TPDS) is being gradually replaced with National Food Security Act (NFSA). Presently, 65 items are monitored under TPP-2006. These 65 items consist of 162 identified parameters. The list of 65 items is enclosed at **Annexure-2**.

3. Out of 65 items, 19 items (earlier 20) measured on 37 parameters are being monitored on quarterly basis, of which 21 parameters are monitored against the targets fixed at the beginning of financial year by the Central Nodal Ministries and State Governments. However, targets for the 6 parameters, viz., (i) Food Security-TPDS - only AAY, (ii) Food Security - TPDS - only BPL, (iii) Houses constructed - EWS/LIG, (iv) Partially Covered Habitations – NRDWP, (v) Coverage of Quality Affected Habitations – NRDWP, and (vi) SC Families assisted under SCA to SCSP & NSFDC, have not been received from the respective Central Nodal Ministries. For 2 parameters, namely ‘Food Security-TPDS - only AAY’ and ‘Food Security - TPDS - only BPL’, achievements have also been not received for the first quarter of 2017-18. For the parameter ‘Pumps sets energized’, targets for only 2 States viz., Gujarat and Tamil Nadu have been received (**Annexure-3&4**). The remaining items under TPP-2006 are being monitored on annual basis as the information in respect of these items is made available by the concerned Central Nodal Ministries only on annual basis.

4. Some of the schemes/programmes are yet to be operationalised by the Central Nodal Ministries concerned. These items will be monitored only after the schemes come into existence and their frequency of monitoring will also be decided later. The details of such items are available at **Annexure-5**.

5. The monitoring mechanism for TPP-2006 is operational at the Centre, State, District and block level. Most of the States/Union Territories have constituted Block, District and State level monitoring committees. At the Centre, the progress of individual items is monitored and reviewed by the Departments/Ministries concerned. The Ministry of Statistics & Programme Implementation (MOSPI) monitors the programme/ schemes covered under TPP-2006 on the basis of performance reports received from State Governments and Central Nodal Ministries.

TWENTY POINT PROGRAMME - 2006

PART - I

OVERALL PERFORMANCE ANALYSIS

Twenty Point Programme-2006

Progress Report – (April 2017 – June 2017)

1. This progress report of Twenty Point Programme-2006 consists of two parts: **Part-I** contains an analysis of the overall performance, whereas **Part-II** deals with item-wise performance.
2. The report is compiled on the basis of data received from the Central Nodal Ministries and State Governments/UT Administrations. Presently, 21 parameters are taken for quarterly performance analysis. The data are received either through web enabled software developed by National Informatics Centre (NIC) Cell in this Ministry or through fax/e-mail/post. The processing of data has been done in association with NIC Cell.
3. The analysis for the period **April 2017 – June 2017** shows that the performance under **ten items/parameters** has been **‘Very Good’** (90% or above the targets). These items/parameters are:
 - (i) SC families assisted - under SCA to SCSP & NSFDC
 - (ii) Pumps sets energized
 - (iii) Villages electrified - DDUGJY
 - (iv) Houses constructed - EWS/LIG
 - (v) Food security-Targeted Public Distribution system (APL+BPL+AAY)
 - (vi) Food Security: National Food Security Act (Normal) - NFSA
 - (vii) Supply of Electricity
 - (viii) ICDS Blocks Operational (Cum.)
 - (ix) Food Security: National Food Security Act (Tide Over) - NFSA
 - (x) Anganwadis Functional (Cum.)
4. There is **no** item/parameter in the category of **‘Good’** (80% or above but less than 90%).
5. The performance of **nine items/parameters** has been **‘Poor’** (below 80% of target). These items/parameters are:
 - (i) Road constructed- PMGSY
 - (ii) Number of SHGs promoted (new and revived) during the financial year - NRLM
 - (iii) Area Covered under Plantation (Public and Forest Lands)
 - (iv) Partially Covered Habitations – NRDWP
 - (v) Number of SHGs provided Revolving Fund (RF) during the financial year - NRLM
 - (vi) Number of SHGs provided Community Investment Fund (CIF) during the financial year - NRLM
 - (vii) Seedlings planted (Public and Forest Lands)
 - (viii) Coverage of quality affected habitations – NRDWP
 - (ix) Rural Housing - PMAY(G)
6. Some of items under TPP-2006 namely *Mahatma Gandhi National Rural Employment Guarantee Act (MGNREGA)*, *Sanitation Programme in Rural Area* and *Institutional Delivery* are demand driven, whereas for items like *Distribution of Wasteland to the landless* and *Minimum Wages Enforcement (including Farm Labour)*, concerned administrative ministries are not in position to provide State/UT-wise targets, as such all these items are being monitored without any targets.

HIGHLIGHTS OF PERFORMANCE

Sl. No.	Item	Achievement for April 2017 - June 2017
1- Employment Generated under MGNREGA		
	(i) No. of Job cards issued	1,23,96,664
	(ii) Employment generated (lakh person-days)	7,543.50
	(iii) Wages given (Rs. Crore)	13,341.23
2- National Rural Livelihood Mission (NRLM)		
	(i) Number of SHGs promoted (new and revived) during the financial year	73,995
	(ii) Number of SHGs provided Revolving Fund (RF) during the financial year	26,604
	(iii) Number of SHGs provided Community Investment Fund (CIF) during the financial year	13,656
3- Distribution of waste land to the landless		
	Land distributed (hectare)	985
4- Minimum Wages Enforcement (Including Farm Labour)		
	(i) No. of Inspections made	57,391
	(ii) No. of Irregularities detected	1,786
	(iii) No. of Irregularities rectified	484
	(iv) No. of Claims filed	192
	(v) No. of Claims settled	165
	(vi) No. of Prosecution cases pending	3,962
	(vii) No. of Prosecution cases filed	184
	(viii) No. of Prosecution cases decided	153
5- Food Security: (i) TPDS/ NFSA		
	(i) Food Security: Targeted Public Distribution System (TPDS) (lakh tonnes)	138.80
	(ii) NFSA (Normal) (lakh tonnes)	132.00
	(iii) NFSA (Tide Over) (lakh tonnes)	6.80
6- Rural Housing - Pradhan Mantri Awaas Yojana - Grameen		
	No. of Houses constructed	47,046
7- EWS/LIG Houses in Urban Areas		
	No. of Houses constructed	60,705

Contd.....

Sl. No.	Item	Achievement for April 2017 - June 2017
8- Rural Areas. - National Rural Drinking Water Programme-(NRDWP)		
	(i) Partially Covered Habitations - (NRDWP)	3,063
	(ii) Coverage of Quality Affected Habitations – (NRDWP)	421
9- Sanitation Programme in Rural Areas		
	No. of Individual household latrines constructed	36,49,406
10- Institutional Delivery		
	No. of Deliveries in Institutions (lakh)	30.55
11- SC Families Assisted		
	(i) No. of SC Families assisted under SCA to SCSP & NSFDC	7,55,355
	(ii) No. of SC Students assisted under post matric scholarship	2,05,788
12- Universalisation of ICDS Schemes		
	No. of ICDS Blocks Operational (Cum.)	6,905
13- Functional Anganwadis		
	No. of Anganwadis Functional (Cum.) (lakh)	13.16
14- Number of Urban poor families assisted under Seven Point Charter viz. land tenure, housing at affordable cost, water, sanitation, health, education, and social security.		
	No. of Poor Families assisted (lakh)	1.02
15- Afforestation:		
	(i) Area covered under Plantation (Public and Forest Lands) (hectares)	1,58,305
	(ii) No. of Seedlings planted (Public and Forest Lands) (crore)	3.96
16- Rural Road- Pradhan Mantri Gram Sadak Yojana (PMGSY)		
	Length of Road constructed (Kms.)	10,699
17- Deendayal Upadhyaya Gram Jyoti Yojana (DDUGJY)		
	No. of Villages electrified	749
18- Energized Pumps sets		
	No. of Pumps sets energized (lakh)	1.50
19- Supply of Electricity		
	Electricity supplied (Million Units (MU))	3,02,898

Note:-

(i) Progress reports of 7 States and 3 Ministries i.e. Arunachal Pradesh, Delhi, Haryana, Kerala, Madhya Pradesh, Nagaland & Tripura, and M/o Labour & Employment, M/o Rural Development and M/o Drinking Water & Sanitation were not received till scheduled date. The information from concerned Central Nodal Ministries, wherever available, has been taken in the report for these States.

(ii) Achievement figures in respect of No. of SHGs promoted (new & revived), No. of SHGs provided RF, No. of SHGs provided CIF and PMGSY have been taken as made available by M/o Rural Development.

(iii) Achievement figures in respect of No. of Villages electrified under DDUGJY has been taken as made available by M/o Power.

ACHIEVEMENT HIGHLIGHTS

PERFORMANCE DURING April to June 2017

The cumulative performance during April to June 2017 has been "Very Good" for 10 item(s), "Good" for 0 item(s), and "Poor" for 9 item(s).

A. "Very Good" Performance (90% or above of targets)

<u>Sl. No.</u>	<u>Items</u>	<u>% Achievement</u>
1	SC families assisted - under SCA to SCSP & NSFDC	2,087
2	Pumps sets energized	144
3	Villages electrified - DDUGJY	139
4	Houses constructed - EWS/LIG	102
5	Food security-Targeted Public Distribution system (APL+BPL+AAY)	101
6	Food Security:National Food Security Act(Normal)-NFSA	101
7	Supply of Electricity	99
8	ICDS Blocks Operational (Cum.)	98
9	Food Security:National Food Security Act(Tide Over)-NFSA	97
10	Anganwadis Functional (Cum.)	94

B. "Good" Performance (80% to 90%)

C. Areas of concern-where the performance is below 80%

1	Road constructed- PMGSY	75
2	Number of SHGs promoted (new and revived) during the financial year - NRLM	43
3	Area Covered under Plantation (Public and Forest Lands)	43
4	Partially Covered Habitations – NRDWP	28
5	Number of SHGs provided Revolving Fund (RF) during the financial year - NRLM	24
6	Number of SHGs provided Community Investment Fund (CIF) during the financial year - NRLM	20
7	Seedlings planted (Public and Forest Lands)	17
8	Coverage of quality affected habitations - NRDWP	13
9	Rural Housing - PMAY(G)	6

ALL INDIA PERFORMANCE OF TARGET ORIENTED PARAMETERS DURING APRIL 2017 - JUNE 2017

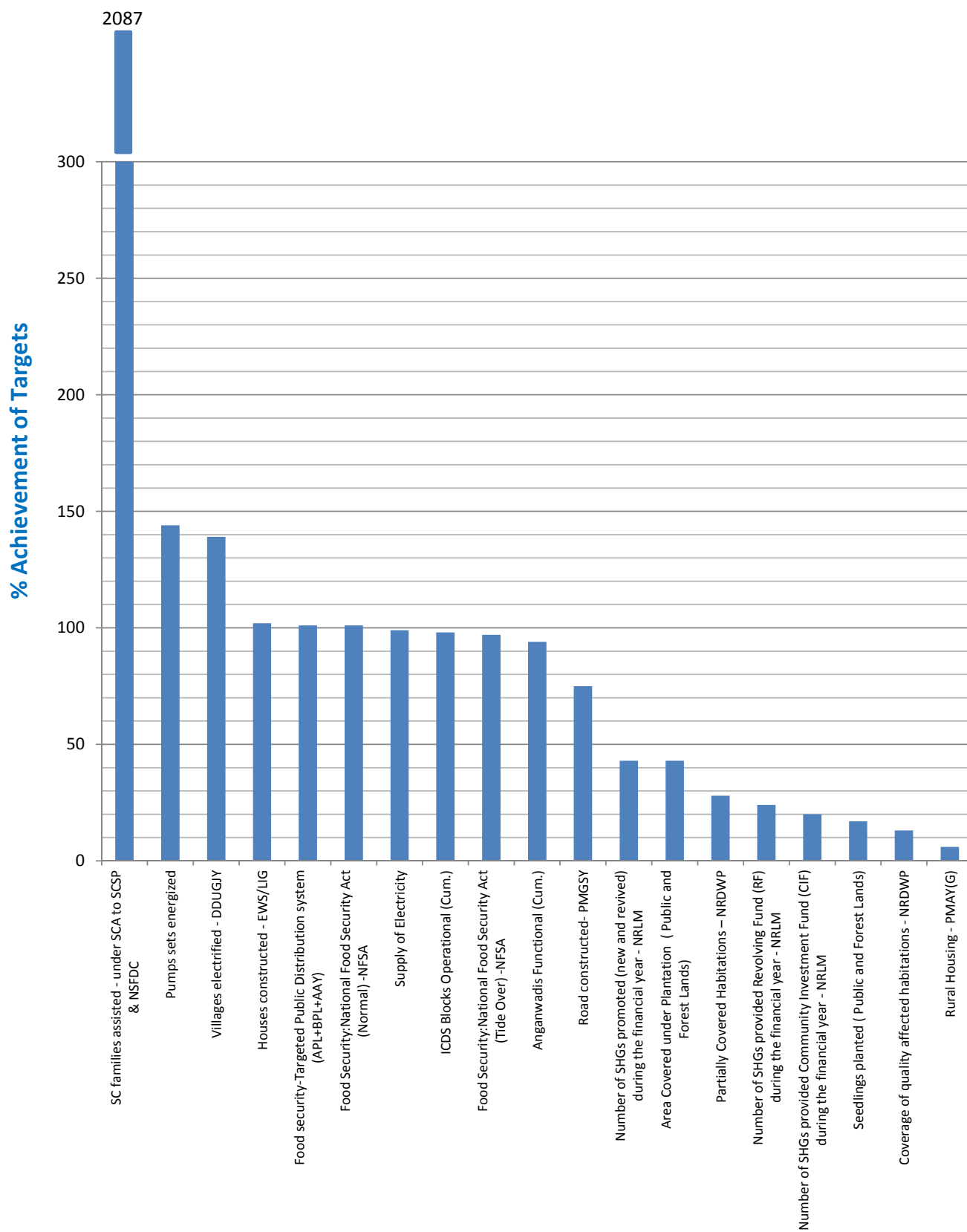


Table - A
Targets for 2017-2018 & April to June 2017 and achievements during the period April to June 2017
ALL INDIA PERFORMANCE

Sl. No.	Item Description	Units	Targets		Achievements	% Achievements of Targets during April -June 2017
			2017-2018	April - June 2017	April - June 2017	
1	Number of SHGs promoted (new and revived) during the financial year - NRLM	Number	6,92,180	1,72,980	73,995	43
2	Number of SHGs provided Revolving Fund (RF) during the financial year - NRLM	Number	4,73,882	1,12,552	26,604	24
3	Number of SHGs provided Community Investment Fund (CIF) during the financial year - NRLM	Number	3,04,547	68,995	13,656	20
4	Food Security:Targeted Public Distribution System(TPDS)	Tonnes	-	1,37,86,402	1,38,79,974	101
5	Food Security:National Food Security Act(Normal)-NFSA	Tonnes	-	1,30,89,187	1,32,00,370	101
6	Food Security:National Food Security Act(Tide Over)-NFSA	Tonnes	-	6,97,215	6,79,604	97
7	Rural Housing - PMAY(G)	Number	32,30,293	8,07,561	1,83,678	23
8	Houses constructed - EWS/LIG	Number	2,38,024	59,512	60,705	102
9	Partially Covered Habitations – NRDWP	Number	44,023	11,008	3,063	28
10	Coverage of quality affected habitations - NRDWP	Number	12,812	3,203	421	13
11	SC families assisted - under SCA to SCSP & NSFDC	Number	1,81,000	36,196	7,55,355	2087
12	ICDS Blocks Operational (Cum.)	Number	7,075	7,075	6,905	98
13	Anganwadis Functional (Cum.)	Number	14,00,000	14,00,000	13,15,538	94
14	Area Covered under Plantation (Public and Forest Lands)	Hectares	14,72,510	3,68,114	1,58,305	43
15	Seedlings planted (Public and Forest Lands)	Number	95,71,38,000	23,92,69,000	3,95,78,796	17
16	Road constructed- PMGSY	Kilometer	57,000	14,246	10,699	75
17	Villages electrified - DDUGJY	Number	4,492	540	1,504	279
18	Pumps sets energized	Number	4,32,597	1,04,397	1,49,951	144
19	Electricity supplied	Million Units	-	3,04,893	3,02,898	99

Table - B**STATE-WISE PERFORMANCE DURING April to June 2017 (PERCENT ACHIEVEMENT)**

Sl. No.	Description	ALL INDIA	AP	ARP	AS	BI	CHHA.	DELHI	GOA
1	Number of SHGs promoted (new and revived) during the financial year - NRLM	43	0	12	112	107	29	NA	0
2	Number of SHGs provided Revolving Fund (RF) during the financial year - NRLM	24	0	5	231	23	12	NA	0
3	Number of SHGs provided Community Investment Fund (CIF) during the financial year - NRLM	20	0	0	32	2	11	NA	0
4	Food security-Targeted Public Distribution system (APL+BPL+AAY)	101	103	108	108	110	100	107	99
5	Food Security:National Food Security Act(Normal)-NFSA	101	103	108	110	110	100	107	100
6	Food Security:National Food Security Act(Tide Over)-NFSA	97	88	107	70	NA	NA	NA	99
7	Rural Housing - PMAY(G)	6	0	0	1	0	9	NA	NA
8	Houses constructed - EWS/LIG	102	126	0	0	353	348	0	NA
9	Partially Covered Habitations – NRDWP	28	25	0	5	1	0	NA	0
10	Coverage of quality affected habitations - NRDWP	13	0	0	1	2	0	NA	NA
11	SC families assisted - under SCA to SCSP & NSFDC	2,087	1,914	NA	0	32	0	0	0
12	ICDS Blocks Operational (Cum.)	98	100	100	100	100	100	100	109
13	Anganwadis Functional (Cum.)	94	100	100	100	80	95	98	100
14	Area Covered under Plantation (Public and Forest Lands)	43	0	0	0	0	1	0	0
15	Seedlings planted (Public and Forest Lands)	17	0	0	0	0	0	0	0
16	Road constructed- PMGSY	75	27	146	33	68	35	NA	NA
17	Villages electrified - DDUGJY	139	NA	11	176	183	220	NA	NA
18	Pumps sets energized	144	368	NA	NA	0	74	NA	85
19	Supply of Electricity	99	100	98	95	96	100	100	100

NA - Not Applicable

Table - B(Contd.)

STATE-WISE PERFORMANCE DURING April to June 2017 (PERCENT ACHIEVEMENT)

Sl. No.	Description	ALL INDIA	GUJ	HRV	HP	J&K	JHAR.	KAR	KER
1	Number of SHGs promoted (new and revived) during the financial year - NRLM	43	25	87	48	52	87	2	26
2	Number of SHGs provided Revolving Fund (RF) during the financial year - NRLM	24	2	28	4	132	25	3	5
3	Number of SHGs provided Community Investment Fund (CIF) during the financial year - NRLM	20	13	16	0	7	26	54	NA
4	Food security-Targeted Public Distribution system (APL+BPL+AAY)	101	98	114	98	98	99	129	104
5	Food Security:National Food Security Act(Normal)-NFSA	101	98	114	100	102	99	129	105
6	Food Security:National Food Security Act(Tide Over)-NFSA	97	NA	NA	97	92	NA	NA	104
7	Rural Housing - PMAY(G)	6	0	5	18	0	0	2	24
8	Houses constructed - EWS/LIG	102	100	0	0	0	320	638	0
9	Partially Covered Habitations – NRDWP	28	0	0	3	0	1,114	3	0
10	Coverage of quality affected habitations - NRDWP	13	0	0	NA	0	88	3	0
11	SC families assisted - under SCA to SCSP & NSFDC	2,087	29	0	305	0	680	0	0
12	ICDS Blocks Operational (Cum.)	98	100	100	100	100	100	100	100
13	Anganwadis Functional (Cum.)	94	100	100	100	91	100	100	99
14	Area Covered under Plantation (Public and Forest Lands)	43	31	0	0	0	0	208	0
15	Seedlings planted (Public and Forest Lands)	17	31	0	0	0	0	0	0
16	Road constructed- PMGSY	75	58	225	69	60	77	194	57
17	Villages electrified - DDUGJY	139	NA	NA	NA	NA	181	467	NA
18	Pumps sets energized	144	201	0	211	NA	20	211	0
19	Supply of Electricity	99	100	100	100	80	100	100	100

NA - Not Applicable

Table - B(Contd.)

STATE-WISE PERFORMANCE DURING April to June 2017 (PERCENT ACHIEVEMENT)

Sl. No.	Description	ALL INDIA	MP	MAH	MANI	MEGH	MIZ	NAGA	ODIS.
1	Number of SHGs promoted (new and revived) during the financial year - NRLM	43	56	16	75	8	6	2	15
2	Number of SHGs provided Revolving Fund (RF) during the financial year - NRLM	24	19	3	142	10	38	0	4
3	Number of SHGs provided Community Investment Fund (CIF) during the financial year - NRLM	20	2	13	0	0	22	0	19
4	Food security-Targeted Public Distribution system (APL+BPL+AAY)	101	92	89	96	98	114	113	100
5	Food Security:National Food Security Act(Normal)-NFSA	101	92	89	96	98	137	122	100
6	Food Security:National Food Security Act(Tide Over)-NFSA	97	NA	NA	NA	97	61	95	NA
7	Rural Housing - PMAY(G)	6	5	14	NA	0	0	NA	30
8	Houses constructed - EWS/LIG	102	0	109	0	0	0	0	2
9	Partially Covered Habitations – NRDWP	28	0	4	0	0	0	0	21
10	Coverage of quality affected habitations - NRDWP	13	0	11	NA	0	NA	0	2
11	SC families assisted - under SCA to SCSP & NSFDC	2,087	0	71	0	0	NA	NA	53,668
12	ICDS Blocks Operational (Cum.)	98	100	100	100	100	100	98	100
13	Anganwadis Functional (Cum.)	94	95	88	100	100	100	87	98
14	Area Covered under Plantation (Public and Forest Lands)	43	0	0	7	0	149	0	166
15	Seedlings planted (Public and Forest Lands)	17	0	0	18	0	1	0	0
16	Road constructed- PMGSY	75	106	44	29	36	16	350	81
17	Villages electrified - DDUGJY	139	83	NA	140	186	100	NA	228
18	Pumps sets energized	144	0	NA	NA	0	NA	NA	908
19	Supply of Electricity	99	100	100	98	100	98	98	100

NA - Not Applicable

Table - B(Contd.)

STATE-WISE PERFORMANCE DURING April to June 2017 (PERCENT ACHIEVEMENT)

Sl. No.	Description	ALL INDIA	PUDU	PUN	RAJ	SIK	TN	TG	TRI
1	Number of SHGs promoted (new and revived) during the financial year - NRLM	43	NA	44	247	4	23	NA	98
2	Number of SHGs provided Revolving Fund (RF) during the financial year - NRLM	24	NA	7	74	78	107	0	60
3	Number of SHGs provided Community Investment Fund (CIF) during the financial year - NRLM	20	NA	5	69	5	223	0	18
4	Food security-Targeted Public Distribution system (APL+BPL+AAY)	101	NA	10	86	97	110	96	120
5	Food Security:National Food Security Act(Normal)-NFSA	101	NA	10	86	100	114	98	124
6	Food Security:National Food Security Act(Tide Over)-NFSA	97	NA	NA	NA	93	101	10	115
7	Rural Housing - PMAY(G)	6	NA	0	2	NA	0	0	0
8	Houses constructed - EWS/LIG	102	0	0	8	0	100	10	NA
9	Partially Covered Habitations – NRDWP	28	0	278	38	0	27	1	0
10	Coverage of quality affected habitations - NRDWP	13	NA	3	33	NA	0	18	0
11	SC families assisted - under SCA to SCSP & NSFDC	2,087	0	0	63	0	40	52	0
12	ICDS Blocks Operational (Cum.)	98	100	100	100	100	100	100	100
13	Anganwadis Functional (Cum.)	94	92	98	98	99	100	100	100
14	Area Covered under Plantation (Public and Forest Lands)	43	144	0	19	0	5	79	0
15	Seedlings planted (Public and Forest Lands)	17	154	0	1	0	11	91	0
16	Road constructed- PMGSY	75	NA	227	122	76	105	94	91
17	Villages electrified - DDUGJY	139	NA	NA	NA	NA	NA	NA	NA
18	Pumps sets energized	144	125	21	78	NA	215	471	NA
19	Supply of Electricity	99	100	100	99	100	100	100	98

NA - Not Applicable

Table - B(Contd.)

STATE-WISE PERFORMANCE DURING April to June 2017 (PERCENT ACHIEVEMENT)

Sl. No.	Description	ALL INDIA	UTTA.	UP	WB	A&N	CHND.	D&N	D&D
1	Number of SHGs promoted (new and revived) during the financial year - NRLM	43	37	24	132	134	NA	NA	NA
2	Number of SHGs provided Revolving Fund (RF) during the financial year - NRLM	24	29	41	17	0	NA	NA	NA
3	Number of SHGs provided Community Investment Fund (CIF) during the financial year - NRLM	20	7	18	64	NA	NA	NA	NA
4	Food security-Targeted Public Distribution system (APL+BPL+AAY)	101	106	100	108	48	NA	80	86
5	Food Security:National Food Security Act(Normal)-NFSA	101	109	100	108	31	NA	80	86
6	Food Security:National Food Security Act(Tide Over)-NFSA	97	96	NA	NA	50	NA	NA	NA
7	Rural Housing - PMAY(G)	6	2	0	4	0	NA	0	0
8	Houses constructed - EWS/LIG	102	0	3	196	NA	0	0	NA
9	Partially Covered Habitations – NRDWP	28	57	19	70	0	NA	NA	NA
10	Coverage of quality affected habitations - NRDWP	13	0	28	12	NA	NA	NA	NA
11	SC families assisted - under SCA to SCSP & NSFDC	2,087	34	36	32	NA	849	NA	NA
12	ICDS Blocks Operational (Cum.)	98	100	100	71	100	100	100	100
13	Anganwadis Functional (Cum.)	94	98	99	75	100	100	77	95
14	Area Covered under Plantation (Public and Forest Lands)	43	101	6	0	237	0	0	0
15	Seedlings planted (Public and Forest Lands)	17	151	11	0	83	19	0	NA
16	Road constructed- PMGSY	75	68	37	44	NA	NA	NA	NA
17	Villages electrified - DDUGJY	139	86	300	100	NA	NA	NA	NA
18	Pumps sets energized	144	199	82	378	NA	NA	0	100
19	Supply of Electricity	99	100	99	100	83	98	100	100

NA - Not Applicable

Table - B(Contd.)**STATE-WISE PERFORMANCE DURING April to June 2017 (PERCENT ACHIEVEMENT)**

Sl. No.	Description	ALL INDIA	LAKS H
1	Number of SHGs promoted (new and revived) during the financial year - NRLM	43	0
2	Number of SHGs provided Revolving Fund (RF) during the financial year - NRLM	24	NA
3	Number of SHGs provided Community Investment Fund (CIF) during the financial year - NRLM	20	NA
4	Food security-Targeted Public Distribution system (APL+BPL+AAY)	101	119
5	Food Security:National Food Security Act(Normal)-NFSA	101	22
6	Food Security:National Food Security Act(Tide Over)-NFSA	97	166
7	Rural Housing - PMAY(G)	6	NA
8	Houses constructed - EWS/LIG	102	NA
9	Partially Covered Habitations – NRDWP	28	NA
10	Coverage of quality affected habitations - NRDWP	13	NA
11	SC families assisted - under SCA to SCSP & NSFDC	2,087	NA
12	ICDS Blocks Operational (Cum.)	98	100
13	Anganwadis Functional (Cum.)	94	100
14	Area Covered under Plantation (Public and Forest Lands)	43	0
15	Seedlings planted (Public and Forest Lands)	17	0
16	Road constructed- PMGSY	75	NA
17	Villages electrified - DDUGJY	139	NA
18	Pumps sets energized	144	NA
19	Supply of Electricity	99	100

NA - Not Applicable

Table - C

Items in which the States/UTs performance is Very Good (90% and above),
Good (80% to 90%) and Poor (below 80%) during the period
April to June 2017

1. ANDHRA PRADESH

Very Good

Food Security:Targeted Public Distribution System(TPDS), Food Security:National Food Security Act(Normal)-NFSA, Houses constructed - EWS/LIG, SC families assisted - under SCA to SCSP & NSFDC, ICDS Blocks Operational (Cum.), Anganwadis Functional (Cum.), Pumps sets energized, Electricity supplied

Good

Food Security:National Food Security Act(Tide Over)-NFSA

Poor

Number of SHGs promoted (new and revived) during the financial year - NRLM, Number of SHGs provided Revolving Fund (RF) during the financial year - NRLM, Number of SHGs provided Community Investment Fund (CIF) during the financial year - NRLM, Rural Housing - PMAY(G), Partially Covered Habitations – NRDWP, Coverage of quality affected habitations - NRDWP, Area Covered under Plantation (Public and Forest Lands), Seedlings planted (Public and Forest Lands), Road constructed- PMGSY

2. ARUNACHAL PRADESH

Very Good

Food Security:Targeted Public Distribution System(TPDS), Food Security:National Food Security Act(Normal)-NFSA, Food Security:National Food Security Act(Tide Over)-NFSA, ICDS Blocks Operational (Cum.), Anganwadis Functional (Cum.), Road constructed- PMGSY, Electricity supplied

Poor

Number of SHGs promoted (new and revived) during the financial year - NRLM, Number of SHGs provided Revolving Fund (RF) during the financial year - NRLM, Number of SHGs provided Community Investment Fund (CIF) during the financial year - NRLM, Rural Housing - PMAY(G), Houses constructed - EWS/LIG, Partially Covered Habitations – NRDWP, Coverage of quality affected habitations - NRDWP, Area Covered under Plantation (Public and Forest Lands), Seedlings planted (Public and Forest Lands), Villages electrified - DDUGJY

3. ASSAM

Very Good

Number of SHGs promoted (new and revived) during the financial year - NRLM, Number of SHGs provided Revolving Fund (RF) during the financial year - NRLM, Food Security:Targeted Public Distribution System(TPDS), Food Security:National Food Security Act(Normal)-NFSA, ICDS Blocks Operational (Cum.), Anganwadis Functional (Cum.), Villages electrified - DDUGJY, Electricity supplied

Poor

Number of SHGs provided Community Investment Fund (CIF) during the financial year - NRLM, Food Security:National Food Security Act(Tide Over)-NFSA, Rural Housing - PMAY(G), Houses constructed - EWS/LIG, Partially Covered Habitations – NRDWP, Coverage of quality affected habitations - NRDWP, SC families assisted - under SCA to SCSP & NSFDC, Area Covered under Plantation (Public and Forest Lands), Seedlings planted (Public and Forest Lands), Road constructed- PMGSY

4. BIHAR

Very Good

Number of SHGs promoted (new and revived) during the financial year - NRLM, Food Security:Targeted Public Distribution System(TPDS), Food Security:National Food Security Act(Normal)-NFSA, Houses constructed - EWS/LIG, ICDS Blocks Operational (Cum.), Villages electrified - DDUGJY, Electricity supplied

Good

Anganwadis Functional (Cum.)

Poor

Number of SHGs provided Revolving Fund (RF) during the financial year - NRLM, Number of SHGs provided Community Investment Fund (CIF) during the financial year - NRLM, Rural Housing - PMAY(G), Partially Covered Habitations – NRDWP, Coverage of quality affected habitations - NRDWP, SC families assisted - under SCA to SCSP & NSFDC, Area Covered under Plantation (Public and Forest Lands), Seedlings planted (Public and Forest Lands), Road constructed- PMGSY, Pumps sets energized

5. CHHATTISGARH**Very Good**

Food Security:Targeted Public Distribution System(TPDS), Food Security:National Food Security Act(Normal)-NFSA, Houses constructed - EWS/LIG, ICDS Blocks Operational (Cum.), Anganwadis Functional (Cum.), Villages electrified - DDUGJY, Electricity supplied

Poor

Number of SHGs promoted (new and revived) during the financial year - NRLM, Number of SHGs provided Revolving Fund (RF) during the financial year - NRLM, Number of SHGs provided Community Investment Fund (CIF) during the financial year - NRLM, Rural Housing - PMAY(G), Partially Covered Habitations – NRDWP, Coverage of quality affected habitations - NRDWP, SC families assisted - under SCA to SCSP & NSFDC, Area Covered under Plantation (Public and Forest Lands), Seedlings planted (Public and Forest Lands), Road constructed- PMGSY, Pumps sets energized

6. DELHI**Very Good**

Food Security:Targeted Public Distribution System(TPDS), Food Security:National Food Security Act(Normal)-NFSA, ICDS Blocks Operational (Cum.), Anganwadis Functional (Cum.), Electricity supplied

Poor

Houses constructed - EWS/LIG, SC families assisted - under SCA to SCSP & NSFDC, Area Covered under Plantation (Public and Forest Lands), Seedlings planted (Public and Forest Lands)

7. GOA**Very Good**

Food Security:Targeted Public Distribution System(TPDS), Food Security:National Food Security Act(Normal)-NFSA, Food Security:National Food Security Act(Tide Over)-NFSA, ICDS Blocks Operational (Cum.), Anganwadis Functional (Cum.), Electricity supplied

Good

Pumps sets energized

Poor

Number of SHGs promoted (new and revived) during the financial year - NRLM, Number of SHGs provided Revolving Fund (RF) during the financial year - NRLM, Number of SHGs provided Community Investment Fund (CIF) during the financial year - NRLM, Partially Covered Habitations – NRDWP, SC families assisted - under SCA to SCSP & NSFDC, Area Covered under Plantation (Public and Forest Lands), Seedlings planted (Public and Forest Lands)

8. GUJARAT**Very Good**

Food Security:Targeted Public Distribution System(TPDS), Food Security:National Food Security Act(Normal)-NFSA, Houses constructed - EWS/LIG, ICDS Blocks Operational (Cum.), Anganwadis Functional (Cum.), Pumps sets energized, Electricity supplied

Poor

Number of SHGs promoted (new and revived) during the financial year - NRLM, Number of SHGs provided Revolving Fund (RF) during the financial year - NRLM, Number of SHGs provided Community Investment Fund (CIF) during the financial year - NRLM, Rural Housing - PMAY(G), Partially Covered Habitations – NRDWP, Coverage of quality affected habitations - NRDWP, SC families assisted - under SCA to SCSP & NSFDC, Area Covered under Plantation (Public and Forest Lands), Seedlings planted (Public and Forest Lands), Road constructed- PMGSY

9. HARYANA

Very Good

Food Security:Targeted Public Distribution System(TPDS), Food Security:National Food Security Act(Normal)-NFSA, ICDS Blocks Operational (Cum.), Anganwadis Functional (Cum.), Road constructed-PMGSY, Electricity supplied

Good

Number of SHGs promoted (new and revived) during the financial year - NRLM

Poor

Number of SHGs provided Revolving Fund (RF) during the financial year - NRLM, Number of SHGs provided Community Investment Fund (CIF) during the financial year - NRLM, Rural Housing - PMAY(G), Houses constructed - EWS/LIG, Partially Covered Habitations – NRDWP, Coverage of quality affected habitations - NRDWP, SC families assisted - under SCA to SCSP & NSFDC, Area Covered under Plantation (Public and Forest Lands), Seedlings planted (Public and Forest Lands), Pumps sets energized

10. HIMACHAL PRADESH

Very Good

Food Security:Targeted Public Distribution System(TPDS), Food Security:National Food Security Act(Normal)-NFSA, Food Security:National Food Security Act(Tide Over)-NFSA, SC families assisted - under SCA to SCSP & NSFDC, ICDS Blocks Operational (Cum.), Anganwadis Functional (Cum.), Pumps sets energized, Electricity supplied

Poor

Number of SHGs promoted (new and revived) during the financial year - NRLM, Number of SHGs provided Revolving Fund (RF) during the financial year - NRLM, Number of SHGs provided Community Investment Fund (CIF) during the financial year - NRLM, Rural Housing - PMAY(G), Houses constructed - EWS/LIG, Partially Covered Habitations – NRDWP, Area Covered under Plantation (Public and Forest Lands), Seedlings planted (Public and Forest Lands), Road constructed-PMGSY

11. JAMMU AND KASHMIR

Very Good

Number of SHGs provided Revolving Fund (RF) during the financial year - NRLM, Food Security:Targeted Public Distribution System(TPDS), Food Security:National Food Security Act(Normal)-NFSA, Food Security:National Food Security Act(Tide Over)-NFSA, ICDS Blocks Operational (Cum.), Anganwadis Functional (Cum.)

Good

Electricity supplied

Poor

Number of SHGs promoted (new and revived) during the financial year - NRLM, Number of SHGs provided Community Investment Fund (CIF) during the financial year - NRLM, Rural Housing - PMAY(G), Houses constructed - EWS/LIG, Partially Covered Habitations – NRDWP, Coverage of quality affected habitations - NRDWP, SC families assisted - under SCA to SCSP & NSFDC, Area Covered under Plantation (Public and Forest Lands), Seedlings planted (Public and Forest Lands), Road constructed- PMGSY

12. JHARKHAND

Very Good

Food Security:Targeted Public Distribution System(TPDS), Food Security:National Food Security Act(Normal)-NFSA, Houses constructed - EWS/LIG, Partially Covered Habitations – NRDWP, SC families assisted - under SCA to SCSP & NSFDC, ICDS Blocks Operational (Cum.), Anganwadis Functional (Cum.), Villages electrified - DDUGJY, Electricity supplied

Good

Number of SHGs promoted (new and revived) during the financial year - NRLM, Coverage of quality affected habitations - NRDWP

Poor

Number of SHGs provided Revolving Fund (RF) during the financial year - NRLM, Number of SHGs provided Community Investment Fund (CIF) during the financial year - NRLM, Rural Housing - PMAY(G), Area Covered under Plantation (Public and Forest Lands), Seedlings planted (Public and Forest Lands), Road constructed- PMGSY, Pumps sets energized

13. KARNATAKA

Very Good

Food Security:Targeted Public Distribution System(TPDS), Food Security:National Food Security Act(Normal)-NFSA, Houses constructed - EWS/LIG, ICDS Blocks Operational (Cum.), Anganwadis Functional (Cum.), Area Covered under Plantation (Public and Forest Lands), Road constructed- PMGSY, Villages electrified - DDUGJY, Pumps sets energized, Electricity supplied

Poor

Number of SHGs promoted (new and revived) during the financial year - NRLM, Number of SHGs provided Revolving Fund (RF) during the financial year - NRLM, Number of SHGs provided Community Investment Fund (CIF) during the financial year - NRLM, Rural Housing - PMAY(G), Partially Covered Habitations – NRDWP, Coverage of quality affected habitations - NRDWP, SC families assisted - under SCA to SCSP & NSFDC, Seedlings planted (Public and Forest Lands)

14. KERALA

Very Good

Food Security:Targeted Public Distribution System(TPDS), Food Security:National Food Security Act(Normal)-NFSA, Food Security:National Food Security Act(Tide Over)-NFSA, ICDS Blocks Operational (Cum.), Anganwadis Functional (Cum.), Electricity supplied

Poor

Number of SHGs promoted (new and revived) during the financial year - NRLM, Number of SHGs provided Revolving Fund (RF) during the financial year - NRLM, Rural Housing - PMAY(G), Houses constructed - EWS/LIG, Partially Covered Habitations – NRDWP, Coverage of quality affected habitations - NRDWP, SC families assisted - under SCA to SCSP & NSFDC, Area Covered under Plantation (Public and Forest Lands), Seedlings planted (Public and Forest Lands), Road constructed- PMGSY, Pumps sets energized

15. MADHYA PRADESH

Very Good

Food Security:Targeted Public Distribution System(TPDS), Food Security:National Food Security Act(Normal)-NFSA, ICDS Blocks Operational (Cum.), Anganwadis Functional (Cum.), Road constructed- PMGSY, Electricity supplied

Good

Villages electrified - DDUGJY

Poor

Number of SHGs promoted (new and revived) during the financial year - NRLM, Number of SHGs provided Revolving Fund (RF) during the financial year - NRLM, Number of SHGs provided Community Investment Fund (CIF) during the financial year - NRLM, Rural Housing - PMAY(G), Houses constructed - EWS/LIG, Partially Covered Habitations – NRDWP, Coverage of quality affected habitations - NRDWP, SC families assisted - under SCA to SCSP & NSFDC, Area Covered under Plantation (Public and Forest Lands), Seedlings planted (Public and Forest Lands), Pumps sets energized

16. MAHARASHTRA

Very Good

Houses constructed - EWS/LIG, ICDS Blocks Operational (Cum.), Electricity supplied

Good

Food Security:Targeted Public Distribution System(TPDS), Food Security:National Food Security Act(Normal)-NFSA, Anganwadis Functional (Cum.)

Poor

Number of SHGs promoted (new and revived) during the financial year - NRLM, Number of SHGs provided Revolving Fund (RF) during the financial year - NRLM, Number of SHGs provided Community Investment Fund (CIF) during the financial year - NRLM, Rural Housing - PMAY(G), Partially Covered Habitations – NRDWP, Coverage of quality affected habitations - NRDWP, SC families assisted - under SCA to SCSP & NSFDC, Area Covered under Plantation (Public and Forest Lands), Seedlings planted (Public and Forest Lands), Road constructed- PMGSY

17. MANIPUR

Very Good

Number of SHGs provided Revolving Fund (RF) during the financial year - NRLM, Food Security:Targeted Public Distribution System(TPDS), Food Security:National Food Security Act(Normal)-NFSA, ICDS Blocks Operational (Cum.), Anganwadis Functional (Cum.), Villages electrified - DDUGJY, Electricity supplied

Poor

Number of SHGs promoted (new and revived) during the financial year - NRLM, Number of SHGs provided Community Investment Fund (CIF) during the financial year - NRLM, Houses constructed - EWS/LIG, Partially Covered Habitations – NRDWP, SC families assisted - under SCA to SCSP & NSFDC, Area Covered under Plantation (Public and Forest Lands), Seedlings planted (Public and Forest Lands), Road constructed- PMGSY

18. MEGHALAYA

Very Good

Food Security:Targeted Public Distribution System(TPDS), Food Security:National Food Security Act(Normal)-NFSA, Food Security:National Food Security Act(Tide Over)-NFSA, ICDS Blocks Operational (Cum.), Anganwadis Functional (Cum.), Villages electrified - DDUGJY, Electricity supplied

Poor

Number of SHGs promoted (new and revived) during the financial year - NRLM, Number of SHGs provided Revolving Fund (RF) during the financial year - NRLM, Number of SHGs provided Community Investment Fund (CIF) during the financial year - NRLM, Rural Housing - PMAY(G), Houses constructed - EWS/LIG, Partially Covered Habitations – NRDWP, Coverage of quality affected habitations - NRDWP, SC families assisted - under SCA to SCSP & NSFDC, Area Covered under Plantation (Public and Forest Lands), Seedlings planted (Public and Forest Lands), Road constructed- PMGSY, Pumps sets energized

19. MIZORAM

Very Good

Food Security:Targeted Public Distribution System(TPDS), Food Security:National Food Security Act(Normal)-NFSA, ICDS Blocks Operational (Cum.), Anganwadis Functional (Cum.), Area Covered under Plantation (Public and Forest Lands), Villages electrified - DDUGJY, Electricity supplied

Poor

Number of SHGs promoted (new and revived) during the financial year - NRLM, Number of SHGs provided Revolving Fund (RF) during the financial year - NRLM, Number of SHGs provided Community Investment Fund (CIF) during the financial year - NRLM, Food Security:National Food Security Act(Tide Over)-NFSA, Rural Housing - PMAY(G), Houses constructed - EWS/LIG, Partially Covered Habitations – NRDWP, Seedlings planted (Public and Forest Lands), Road constructed- PMGSY

20. NAGALAND

Very Good

Food Security:Targeted Public Distribution System(TPDS), Food Security:National Food Security Act(Normal)-NFSA, Food Security:National Food Security Act(Tide Over)-NFSA, ICDS Blocks Operational (Cum.), Road constructed- PMGSY, Electricity supplied

Good

Anganwadis Functional (Cum.)

Poor

Number of SHGs promoted (new and revived) during the financial year - NRLM, Number of SHGs provided Revolving Fund (RF) during the financial year - NRLM, Number of SHGs provided Community Investment Fund (CIF) during the financial year - NRLM, Houses constructed - EWS/LIG, Partially Covered Habitations – NRDWP, Coverage of quality affected habitations - NRDWP, Area Covered under Plantation (Public and Forest Lands), Seedlings planted (Public and Forest Lands)

21. ODISHA

Very Good

Food Security:Targeted Public Distribution System(TPDS), Food Security:National Food Security Act(Normal)-NFSA, SC families assisted - under SCA to SCSP & NSFDC, ICDS Blocks Operational (Cum.), Anganwadis Functional (Cum.), Area Covered under Plantation (Public and Forest Lands), Villages electrified - DDUGJY, Pumps sets energized, Electricity supplied

Good

Road constructed- PMGSY

Poor

Number of SHGs promoted (new and revived) during the financial year - NRLM, Number of SHGs provided Revolving Fund (RF) during the financial year - NRLM, Number of SHGs provided Community Investment Fund (CIF) during the financial year - NRLM, Rural Housing - PMAY(G), Houses constructed - EWS/LIG, Partially Covered Habitations – NRDWP, Coverage of quality affected habitations - NRDWP, Seedlings planted (Public and Forest Lands)

22. PUDUCHERRY

Very Good

ICDS Blocks Operational (Cum.), Anganwadis Functional (Cum.), Area Covered under Plantation (Public and Forest Lands), Seedlings planted (Public and Forest Lands), Pumps sets energized, Electricity supplied

Poor

Houses constructed - EWS/LIG, Partially Covered Habitations – NRDWP, SC families assisted - under SCA to SCSP & NSFDC

23. PUNJAB

Very Good

Partially Covered Habitations – NRDWP, ICDS Blocks Operational (Cum.), Anganwadis Functional (Cum.), Road constructed- PMGSY, Electricity supplied

Poor

Number of SHGs promoted (new and revived) during the financial year - NRLM, Number of SHGs provided Revolving Fund (RF) during the financial year - NRLM, Number of SHGs provided Community Investment Fund (CIF) during the financial year - NRLM, Food Security:Targeted Public Distribution System(TPDS), Food Security:National Food Security Act(Normal)-NFSA, Rural Housing - PMAY(G), Houses constructed - EWS/LIG, Coverage of quality affected habitations - NRDWP, SC families assisted - under SCA to SCSP & NSFDC, Area Covered under Plantation (Public and Forest Lands), Seedlings planted (Public and Forest Lands), Pumps sets energized

24. RAJASTHAN

Very Good

Number of SHGs promoted (new and revived) during the financial year - NRLM, ICDS Blocks Operational (Cum.), Anganwadis Functional (Cum.), Road constructed- PMGSY, Electricity supplied

Good

Food Security:Targeted Public Distribution System(TPDS), Food Security:National Food Security Act(Normal)-NFSA

Poor

Number of SHGs provided Revolving Fund (RF) during the financial year - NRLM, Number of SHGs provided Community Investment Fund (CIF) during the financial year - NRLM, Rural Housing - PMAY(G), Houses constructed - EWS/LIG, Partially Covered Habitations – NRDWP, Coverage of quality affected habitations - NRDWP, SC families assisted - under SCA to SCSP & NSFDC, Area Covered under Plantation (Public and Forest Lands), Seedlings planted (Public and Forest Lands), Pumps sets energized

25. SIKKIM

Very Good

Food Security:Targeted Public Distribution System(TPDS), Food Security:National Food Security Act(Normal)-NFSA, Food Security:National Food Security Act(Tide Over)-NFSA, ICDS Blocks Operational (Cum.), Anganwadis Functional (Cum.), Electricity supplied

Poor

Number of SHGs promoted (new and revived) during the financial year - NRLM, Number of SHGs provided Revolving Fund (RF) during the financial year - NRLM, Number of SHGs provided Community Investment Fund (CIF) during the financial year - NRLM, Houses constructed - EWS/LIG, Partially Covered Habitations – NRDWP, SC families assisted - under SCA to SCSP & NSFDC, Area Covered under Plantation (Public and Forest Lands), Seedlings planted (Public and Forest Lands), Road constructed- PMGSY

26. TAMIL NADU

Very Good

Number of SHGs provided Revolving Fund (RF) during the financial year - NRLM, Number of SHGs provided Community Investment Fund (CIF) during the financial year - NRLM, Food Security:Targeted Public Distribution System(TPDS), Food Security:National Food Security Act(Normal)-NFSA, Food Security:National Food Security Act(Tide Over)-NFSA, Houses constructed - EWS/LIG, ICDS Blocks Operational (Cum.), Anganwadis Functional (Cum.), Road constructed- PMGSY, Pumps sets energized, Electricity supplied

Poor

Number of SHGs promoted (new and revived) during the financial year - NRLM, Rural Housing - PMAY(G), Partially Covered Habitations – NRDWP, Coverage of quality affected habitations - NRDWP, SC families assisted - under SCA to SCSP & NSFDC, Area Covered under Plantation (Public and Forest Lands), Seedlings planted (Public and Forest Lands)

27. TELANGANA

Very Good

Food Security:Targeted Public Distribution System(TPDS), Food Security:National Food Security Act(Normal)-NFSA, ICDS Blocks Operational (Cum.), Anganwadis Functional (Cum.), Seedlings planted (Public and Forest Lands), Road constructed- PMGSY, Pumps sets energized, Electricity supplied

Poor

Number of SHGs provided Revolving Fund (RF) during the financial year - NRLM, Number of SHGs provided Community Investment Fund (CIF) during the financial year - NRLM, Food Security:National Food Security Act(Tide Over)-NFSA, Rural Housing - PMAY(G), Houses constructed - EWS/LIG, Partially Covered Habitations – NRDWP, Coverage of quality affected habitations - NRDWP, SC families assisted - under SCA to SCSP & NSFDC, Area Covered under Plantation (Public and Forest Lands)

28. TRIPURA

Very Good

Number of SHGs promoted (new and revived) during the financial year - NRLM, Food Security:Targeted Public Distribution System(TPDS), Food Security:National Food Security Act(Normal)-NFSA, Food Security:National Food Security Act(Tide Over)-NFSA, ICDS Blocks Operational (Cum.), Anganwadis Functional (Cum.), Road constructed- PMGSY, Electricity supplied

Poor

Number of SHGs provided Revolving Fund (RF) during the financial year - NRLM, Number of SHGs provided Community Investment Fund (CIF) during the financial year - NRLM, Rural Housing - PMAY(G), Partially Covered Habitations – NRDWP, Coverage of quality affected habitations - NRDWP, SC families assisted - under SCA to SCSP & NSFDC, Area Covered under Plantation (Public and Forest Lands), Seedlings planted (Public and Forest Lands)

29. UTTARAKHAND

Very Good

Food Security:Targeted Public Distribution System(TPDS), Food Security:National Food Security Act(Normal)-NFSA, Food Security:National Food Security Act(Tide Over)-NFSA, ICDS Blocks Operational (Cum.), Anganwadis Functional (Cum.), Area Covered under Plantation (Public and Forest Lands), Seedlings planted (Public and Forest Lands), Pumps sets energized, Electricity supplied

Good

Villages electrified - DDUGJY

Poor

Number of SHGs promoted (new and revived) during the financial year - NRLM, Number of SHGs provided Revolving Fund (RF) during the financial year - NRLM, Number of SHGs provided Community Investment Fund (CIF) during the financial year - NRLM, Rural Housing - PMAY(G), Houses constructed - EWS/LIG, Partially Covered Habitations – NRDWP, Coverage of quality affected habitations - NRDWP, SC families assisted - under SCA to SCSP & NSFDC, Road constructed- PMGSY

30. UTTAR PRADESH

Very Good

Food Security:Targeted Public Distribution System(TPDS), Food Security:National Food Security Act(Normal)-NFSA, ICDS Blocks Operational (Cum.), Anganwadis Functional (Cum.), Villages electrified - DDUGJY, Electricity supplied

Good

Pumps sets energized

Poor

Number of SHGs promoted (new and revived) during the financial year - NRLM, Number of SHGs provided Revolving Fund (RF) during the financial year - NRLM, Number of SHGs provided Community Investment Fund (CIF) during the financial year - NRLM, Rural Housing - PMAY(G), Houses constructed - EWS/LIG, Partially Covered Habitations – NRDWP, Coverage of quality affected habitations - NRDWP, SC families assisted - under SCA to SCSP & NSFDC, Area Covered under Plantation (Public and Forest Lands), Seedlings planted (Public and Forest Lands), Road constructed- PMGSY

31. WEST BENGAL

Very Good

Number of SHGs promoted (new and revived) during the financial year - NRLM, Food Security:Targeted Public Distribution System(TPDS), Food Security:National Food Security Act(Normal)-NFSA, Houses constructed - EWS/LIG, Villages electrified - DDUGJY, Pumps sets energized, Electricity supplied

Poor

Number of SHGs provided Revolving Fund (RF) during the financial year - NRLM, Number of SHGs provided Community Investment Fund (CIF) during the financial year - NRLM, Rural Housing - PMAY(G), Partially Covered Habitations – NRDWP, Coverage of quality affected habitations - NRDWP, SC families assisted - under SCA to SCSP & NSFDC, ICDS Blocks Operational (Cum.), Anganwadis Functional (Cum.), Area Covered under Plantation (Public and Forest Lands), Seedlings planted (Public and Forest Lands), Road constructed- PMGSY

32. ANDAMAN AND NICOBAR ISLANDS

Very Good

Number of SHGs promoted (new and revived) during the financial year - NRLM, ICDS Blocks Operational (Cum.), Anganwadis Functional (Cum.), Area Covered under Plantation (Public and Forest Lands)

Good

Seedlings planted (Public and Forest Lands), Electricity supplied

Poor

Number of SHGs provided Revolving Fund (RF) during the financial year - NRLM, Food Security:Targeted Public Distribution System(TPDS), Food Security:National Food Security Act(Normal)-NFSA, Food Security:National Food Security Act(Tide Over)-NFSA, Rural Housing - PMAY(G), Partially Covered Habitations – NRDWP

33. CHANDIGARH

Very Good

SC families assisted - under SCA to SCSP & NSFDC, ICDS Blocks Operational (Cum.), Anganwadis Functional (Cum.), Electricity supplied

Poor

Houses constructed - EWS/LIG, Area Covered under Plantation (Public and Forest Lands), Seedlings planted (Public and Forest Lands)

34. DADRA AND NAGAR HAVELI

Very Good

ICDS Blocks Operational (Cum.), Electricity supplied

Good

Food Security:Targeted Public Distribution System(TPDS), Food Security:National Food Security Act(Normal)-NFSA

Poor

Rural Housing - PMAY(G), Houses constructed - EWS/LIG, Anganwadis Functional (Cum.), Area Covered under Plantation (Public and Forest Lands), Seedlings planted (Public and Forest Lands), Pumps sets energized

35. DAMAN AND DIU

Very Good

ICDS Blocks Operational (Cum.), Anganwadis Functional (Cum.), Pumps sets energized, Electricity supplied

Good

Food Security:Targeted Public Distribution System(TPDS), Food Security:National Food Security Act(Normal)-NFSA

Poor

Rural Housing - PMAY(G), Area Covered under Plantation (Public and Forest Lands)

36. LAKSHADWEEP

Very Good

Food Security:Targeted Public Distribution System(TPDS), Food Security:National Food Security Act(Tide Over)-NFSA, ICDS Blocks Operational (Cum.), Anganwadis Functional (Cum.), Electricity supplied

Poor

Number of SHGs promoted (new and revived) during the financial year - NRLM, Food Security:National Food Security Act(Normal)-NFSA, Area Covered under Plantation (Public and Forest Lands), Seedlings planted (Public and Forest Lands)

TWENTY POINT PROGRAMME - 2006

PART - II

ITEM-WISE PERFORMANCE

Table - 1
Employment generation under the NREG Scheme

Sl. No.	State/UT Name	No. of job cards issued (Number) April 2017- June 2017	Employment generated (Number) April 2017- June 2017	Wages given (Rupees) April 2017- June 2017
(1)	(2)	(3)	(4)	(5)
1	ANDHRA PRADESH	95,574	13,05,63,000	18,06,23,40,000
2	ARUNACHAL PRADESH	NR	NR	NR
3	ASSAM	58,364	1,19,30,000	6,68,29,13,000
4	BIHAR	3,51,985	4,78,46,000	11,16,71,40,000
5	CHHATTISGARH	99,398	4,80,24,000	8,19,54,99,000
6	GOA	30	30,774	64,96,000
7	GUJARAT	34	12796000	2,26,47,40,000
8	HARYANA	NR	NR	NR
9	HIMACHAL PRADESH	3,386	63,74,000	1,29,37,03,000
10	JAMMU AND KASHMIR	11,02,578	19,18,000	2,24,23,00,000
11	JHARKHAND	50,668	2,02,30,933	3,71,99,83,000
12	KARNATAKA	63,448	2,39,50,000	8,37,47,91,000
13	KERALA	NR	NR	NR
14	MADHYA PRADESH	NR	NR	NR
15	MAHARASHTRA	1,16,791	2,67,02,787	4,18,72,50,000
16	MANIPUR	28,435	3,03,000	4,78,77,000
17	MEGHALAYA	4,99,991	14,16,400	2,39,73,71,000
18	MIZORAM	57,688	19,21,146	78,58,85,000
19	NAGALAND	NR	NR	NR
20	ODISHA	0	2,13,98,000	4,98,21,03,000
21	PUDUCHERRY	3,536	3,06,000	5,03,35,000
22	PUNJAB	32,914	65,01,000	1,41,41,28,000
23	RAJASTHAN	3,110	10,83,40,000	15,28,66,14,000
24	SIKKIM	78,758	4,43,883	3,33,00,000
25	TAMIL NADU	77,72,399	8,47,00,000	11,82,77,13,000
26	TELANGANA	38,520	8,15,76,000	11,22,07,68,000
27	TRIPURA	NR	NR	NR
28	UTTARAKHAND	4,782	40,03,000	95,47,73,000
29	UTTAR PRADESH	0	3,81,78,565	7,09,80,58,000
30	WEST BENGAL	19,25,613	7,48,40,000	11,09,39,83,000
31	ANDAMAN AND NICOBAR ISLANDS	55	57,233	2,22,30,000
32	DADRA AND NAGAR HAVELI	304	0	0
33	LAKSHADWEEP	8,303	0	0
Grand Total		1,23,96,664	75,43,49,721	1,33,41,22,93,000

NR Not Received

Table - 2(A)

National Rural Livelihood Mission (NRLM)
Number of SHGs promoted (new and revived) during the financial year
(Unit: Number)

Sl. No.	State/UT Name	Target		Achievement @ April 2017- June 2017	Percent Achievement April 2017- June 2017
		2017-2018	April 2017- June 2017		
(1)	(2)	(3)	(4)	(5)	(5)/(4)
1	ANDHRA PRADESH	1,08,400	27,100	0	0
2	ARUNACHAL PRADESH	1,771	443	55	12
3	ASSAM	26,520	6,630	7,405	112
4	BIHAR	85,422	21,356	22,860	107
5	CHHATTISGARH	31,200	7,800	2,277	29
6	GOA	990	248	0	0
7	GUJARAT	11,816	2,954	729	25
8	HARYANA	5,500	1,375	1,193	87
9	HIMACHAL PRADESH	2,523	631	304	48
10	JAMMU AND KASHMIR	7,880	1,970	1,028	52
11	JHARKHAND	41,839	10,460	9,086	87
12	KARNATAKA	1,22,640	30,660	582	2
13	KERALA	13,099	3,275	840	26
14	MADHYA PRADESH	38,458	9,615	5,392	56
15	MAHARASHTRA	38,778	9,695	1,511	16
16	MANIPUR	1,410	353	266	75
17	MEGHALAYA	2,676	669	56	8
18	MIZORAM	13,052	3,263	208	6
19	NAGALAND	4,150	1,038	17	2
20	ODISHA	18,335	4,584	708	15
21	PUDUCHERRY	-	-	0	-
22	PUNJAB	5,215	1,304	574	44
23	RAJASTHAN	11,760	2,940	7,255	247
24	SIKKIM	1,341	335	15	4
25	TAMIL NADU	20,000	5,000	1,153	23
26	TELANGANA	-	-	0	-
27	TRIPURA	1,505	376	368	98
28	UTTARAKHAND	7,050	1,763	661	37
29	UTTAR PRADESH	48,680	12,170	2,881	24
30	WEST BENGAL	19,640	4,910	6,504	132
31	ANDAMAN AND NICOBAR ISLANDS	200	50	67	134
32	DAMAN AND DIU	100	-	0	-
33	LAKSHADWEEP	230	13	0	0
Grand Total		6,92,180	1,72,980	73,995	43

Very Good:(90% or above of targets)

ASSAM, BIHAR, RAJASTHAN, TRIPURA, WEST BENGAL, ANDAMAN AND NICOBAR ISLANDS

Good:(Between 80% to 90% targets)

HARYANA, JHARKHAND

Poor:(Below 80% of targets)

ANDHRA PRADESH, ARUNACHAL PRADESH, CHHATTISGARH, GOA, GUJARAT, HIMACHAL PRADESH,

Note: @ Figures received from M/o Rural Development have been considered

NRLM: No. of SHGs Promoted (New & Revived)
% Achievement of Target
During April 2017 - June 2017

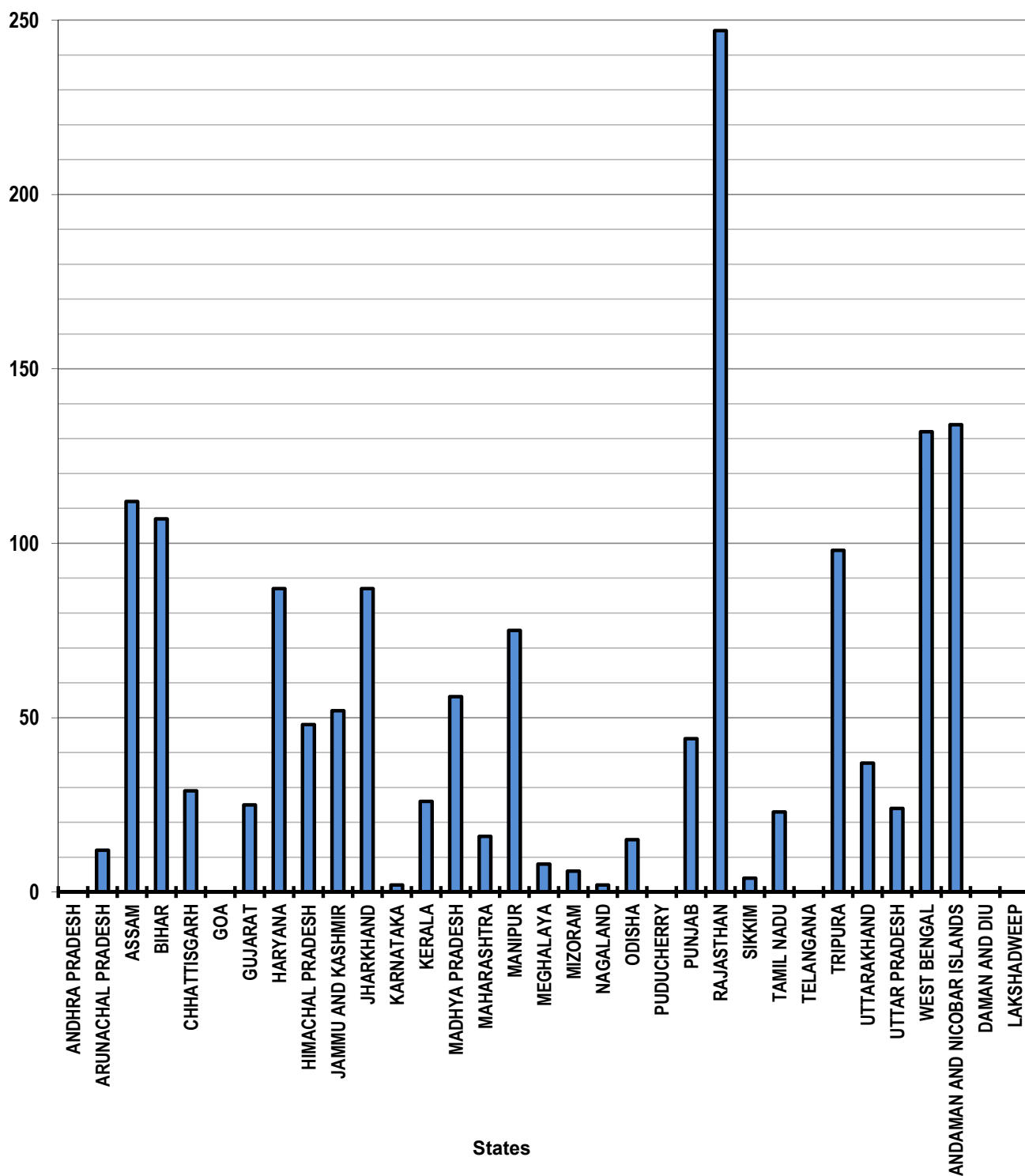


Table - 2(B)
National Rural Livelihood Mission (NRLM)
Number of SHGs provided Revolving Fund (RF) during the financial year
(Unit: Number)

Sl. No.	State/UT Name	Target		Achievement @	Percent
		2017-2018	April 2017- June 2017	April 2017- June 2017	Achievement April 2017- June 2017
(1)	(2)	(3)	(4)	(5)	(5)/(4)
1	ANDHRA PRADESH	25,000	6,250	0	0
2	ARUNACHAL PRADESH	1,231	80	4	5
3	ASSAM	23,100	2,200	5,091	231
4	BIHAR	1,10,039	31,762	7,160	23
5	CHHATTISGARH	15,802	3,951	457	12
6	GOA	700	200	0	0
7	GUJARAT	9,467	7,651	189	2
8	HARYANA	5,000	2,000	558	28
9	HIMACHAL PRADESH	2,500	250	9	4
10	JAMMU AND KASHMIR	7,086	1,288	1,697	132
11	JHARKHAND	34,683	10,619	2,663	25
12	KARNATAKA	9,175	1,500	41	3
13	KERALA	11,299	2,750	143	5
14	MADHYA PRADESH	52,698	7,578	1,475	19
15	MAHARASHTRA	34,296	8,147	210	3
16	MANIPUR	1,168	100	142	142
17	MEGHALAYA	2,692	700	68	10
18	MIZORAM	1,259	371	140	38
19	NAGALAND	3,862	500	0	0
20	ODISHA	20,000	8,000	286	4
21	PUDUCHERRY	-	-	0	-
22	PUNJAB	4,761	1,050	70	7
23	RAJASTHAN	9,650	1,970	1,461	74
24	SIKKIM	1,341	120	93	78
25	TAMIL NADU	4,000	1,200	1,280	107
26	TELANGANA	800	200	0	0
27	TRIPURA	1,828	460	275	60
28	UTTARAKHAND	5,500	500	144	29
29	UTTAR PRADESH	40,460	4,300	1,762	41
30	WEST BENGAL	34,025	6,805	1,186	17
31	ANDAMAN AND NICOBAR ISLANDS	200	50	0	0
32	DAMAN AND DIU	60	-	0	-
33	LAKSHADWEEP	200	-	0	-
Grand Total		4,73,882	1,12,552	26,604	24

Very Good:(90% or above of targets)

ASSAM, JAMMU AND KASHMIR, MANIPUR, TAMIL NADU

Poor:(Below 80% of targets)

ANDHRA PRADESH, ARUNACHAL PRADESH, BIHAR, CHHATTISGARH, GOA, GUJARAT, HARYANA,

Note: @ Figures received from M/o Rural Development have been considered

NRLM: No. of SHGs Provided Revolving Fund

% Achievement of Target
During April 2017 - June 2017

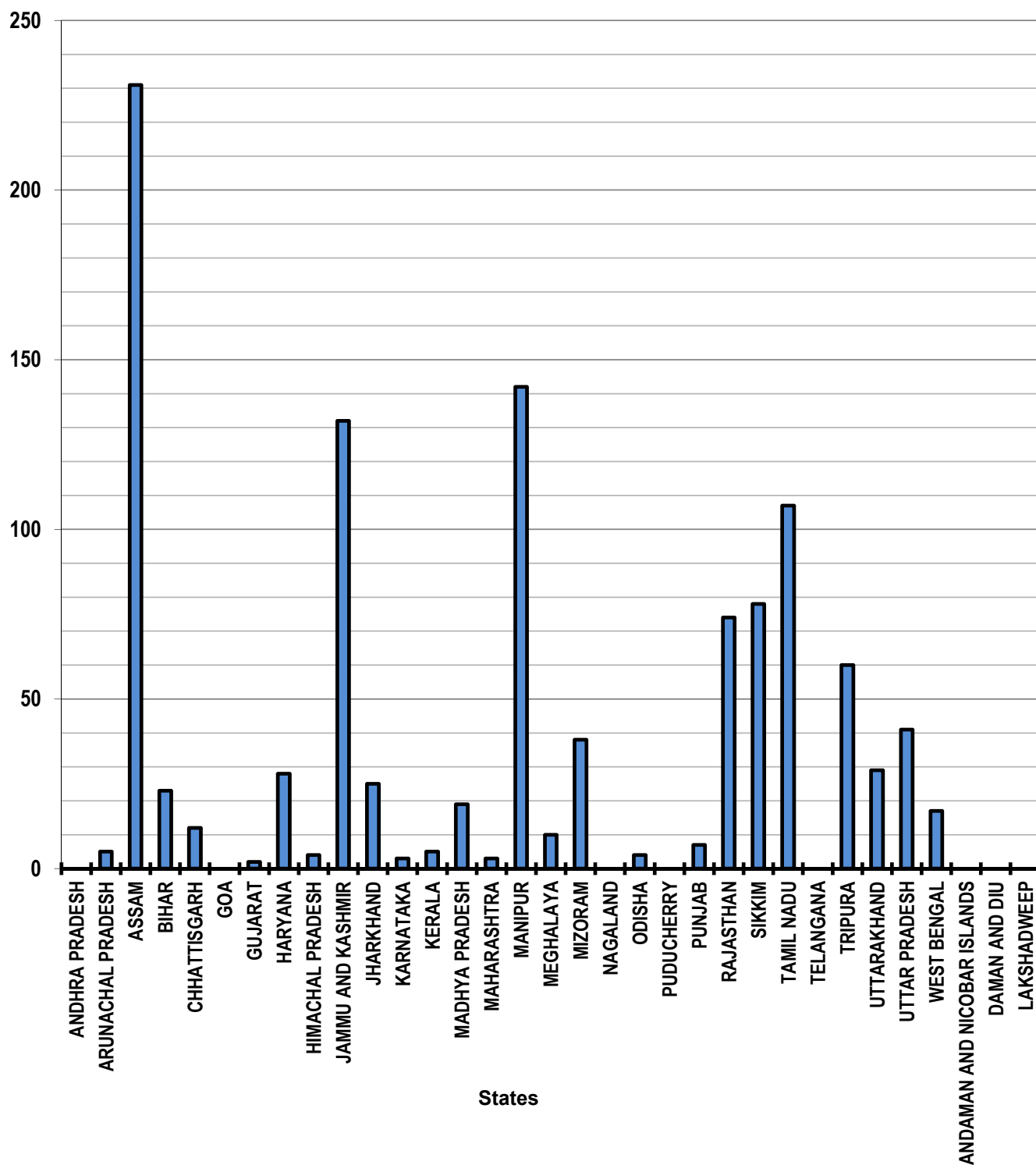


Table - 2(C)
National Rural Livelihood Mission (NRLM)
Number of SHGs provided Community Investment Fund (CIF) during the financial year
(Unit: Number)

Sl. No.	State/UT Name	Target		Achievement @	Percent
		2017-2018	April 2017- June 2017	April 2017- June 2017	Achievement April 2017- June 2017
(1)	(2)	(3)	(4)	(5)	(5)/(4)
1	ANDHRA PRADESH	4,500	1,125	0	0
2	ARUNACHAL PRADESH	465	35	0	0
3	ASSAM	12,000	1,700	541	32
4	BIHAR	71,160	22,149	469	2
5	CHHATTISGARH	8,700	2,162	230	11
6	GOA	300	75	0	0
7	GUJARAT	7,070	950	124	13
8	HARYANA	1,350	600	97	16
9	HIMACHAL PRADESH	1,300	130	0	0
10	JAMMU AND KASHMIR	6,676	2,218	148	7
11	JHARKHAND	18,843	4,398	1,155	26
12	KARNATAKA	5,410	725	393	54
13	KERALA	4,358	-	227	-
14	MADHYA PRADESH	23,368	3,396	70	2
15	MAHARASHTRA	8,875	1,552	199	13
16	MANIPUR	970	240	0	0
17	MEGHALAYA	1,784	320	0	0
18	MIZORAM	882	320	69	22
19	NAGALAND	1,250	200	0	0
20	ODISHA	52,500	15,000	2,817	19
21	PUDUCHERRY	-	-	0	-
22	PUNJAB	1,751	200	10	5
23	RAJASTHAN	7,270	1,680	1,158	69
24	SIKKIM	1,200	220	12	5
25	TAMIL NADU	5,899	1,000	2,226	223
26	TELANGANA	800	200	0	0
27	TRIPURA	1,046	250	44	18
28	UTTARAKHAND	1,500	150	10	7
29	UTTAR PRADESH	29,120	3,200	589	18
30	WEST BENGAL	24,000	4,800	3,068	64
31	ANDAMAN AND NICOBAR ISLANDS	80	-	0	-
32	DAMAN AND DIU	20	-	0	-
33	LAKSHADWEEP	100	-	0	-
Grand Total		3,04,547	68,995	13,656	20

Very Good:(90% or above of targets)

TAMIL NADU

Poor:(Below 80% of targets)

ANDHRA PRADESH, ARUNACHAL PRADESH, ASSAM, BIHAR, CHHATTISGARH, GOA, GUJARAT,

Note: @ Figures received from M/o Rural Development have been considered

NRLM: No. of SHGs Provided Community Investment Fund (CIF)

% Achievement of Target
During April 2017- June 2017

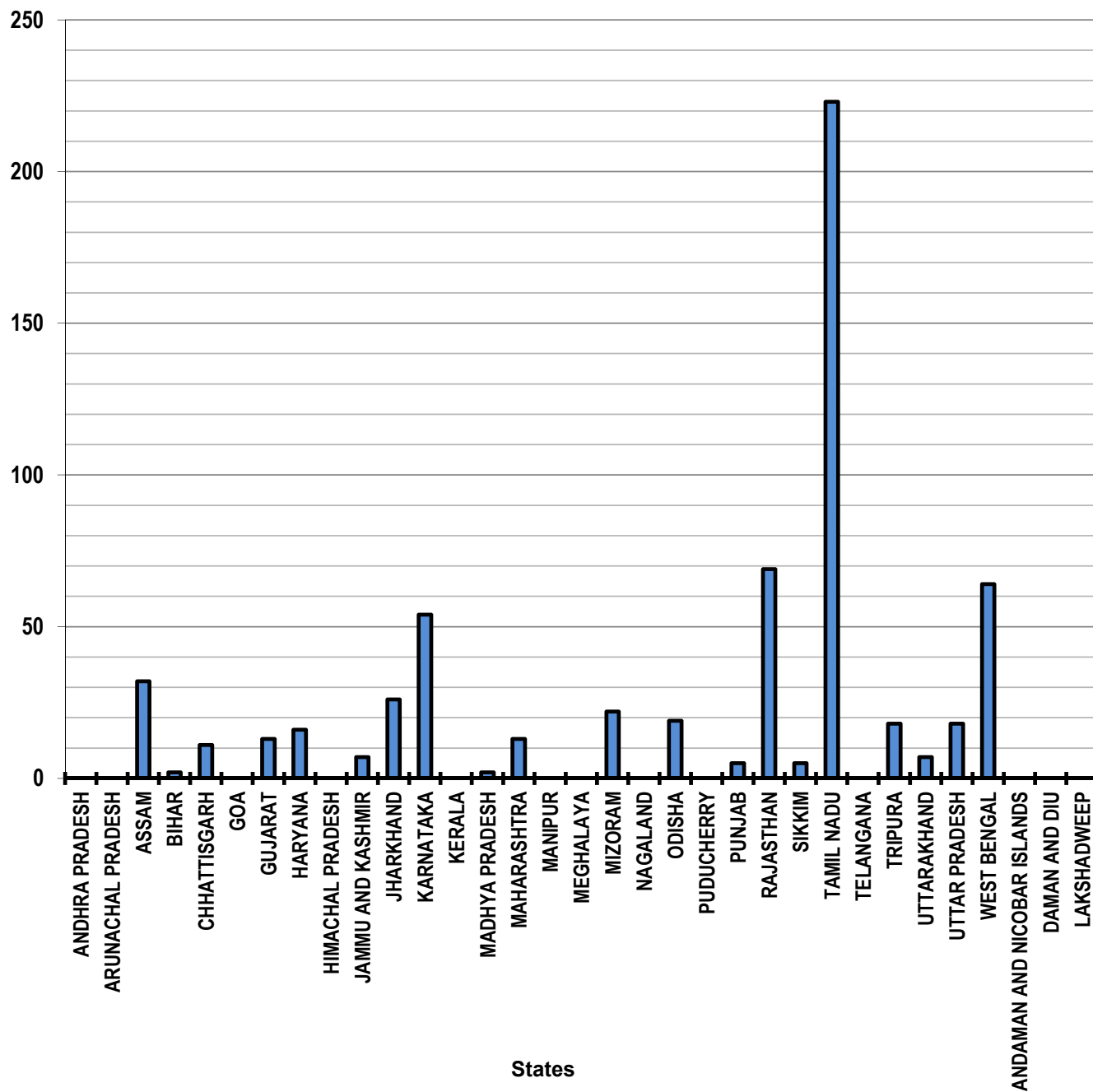


Table - 3(A)

Distribution of waste land to the landless
(Unit: Hectare)

		Total Land Distributed (Hectare) April 2017- June 2017
Sl. No.	State/UT Name	
(1)	(2)	(3)
1	ANDHRA PRADESH	0
2	ARUNACHAL PRADESH	0
3	ASSAM	0
4	BIHAR	101
5	CHHATTISGARH	0
6	DELHI	0
7	GOA	0
8	GUJARAT	0
9	HARYANA	0
10	JAMMU AND KASHMIR	0
11	JHARKHAND	0
12	KARNATAKA	0
13	KERALA	0
14	MADHYA PRADESH	0
15	MAHARASHTRA	0
16	MANIPUR	0
17	MEGHALAYA	0
18	MIZORAM	0
19	NAGALAND	0
20	ODISHA	90
21	PUDUCHERRY	0
22	PUNJAB	0
23	RAJASTHAN	0
24	SIKKIM	0
25	TAMIL NADU	0
26	TELANGANA	443
27	TRIPURA	0
28	UTTARAKHAND	0
29	UTTAR PRADESH	108
30	WEST BENGAL	243
31	ANDAMAN AND NICOBAR ISLANDS	0
32	CHANDIGARH	0
33	DADRA AND NAGAR HAVELI	0
34	DAMAN AND DIU	0
35	LAKSHADWEEP	0
Grand Total		985

Table - 3(B)**Distribution of waste land to the landless**

Sl. No.	State/UT Name	Land Distributed to SC (Hectare) April 2017- June 2017	Land Distributed to ST (Hectare) April 2017- June 2017	Land Distributed to Others (Hectare) April 2017- June 2017
		(3)	(4)	(5)
1	ANDHRA PRADESH	0	0	0
2	ARUNACHAL PRADESH	0	0	0
3	ASSAM	0	0	0
4	BIHAR	41	10	51
5	CHHATTISGARH	0	0	0
6	DELHI	0	0	0
7	GOA	0	0	0
8	GUJARAT	0	0	0
9	HARYANA	0	0	0
10	JAMMU AND KASHMIR	0	0	0
11	JHARKHAND	0	0	0
12	KARNATAKA	0	0	0
13	KERALA	0	0	0
14	MADHYA PRADESH	0	0	0
15	MAHARASHTRA	0	0	0
16	MANIPUR	0	0	0
17	MEGHALAYA	0	0	0
18	MIZORAM	0	0	0
19	NAGALAND	0	0	0
20	ODISHA	24	62	4
21	PUDUCHERRY	0	0	0
22	PUNJAB	0	0	0
23	RAJASTHAN	0	0	0
24	SIKKIM	0	0	0
25	TAMIL NADU	0	0	0
26	TELANGANA	443	0	0
27	TRIPURA	0	0	0
28	UTTARAKHAND	0	0	0
29	UTTAR PRADESH	34	0	74
30	WEST BENGAL	165	12	66
31	ANDAMAN AND NICOBAR ISLANDS	0	0	0
32	CHANDIGARH	0	0	0
33	DADRA AND NAGAR HAVELI	0	0	0
34	DAMAN AND DIU	0	0	0
35	LAKSHADWEEP	0	0	0
Grand Total		707	84	195

Table - 4(A)

Minimum Wages Enforcement (including Farm Labour)

Sl. No.	State/UT Name	Agriculture and Farm Workers: Inspections made (Number) April 2017-June 2017	Agriculture and Farm Workers: Irregularities detected (Number) April 2017-June 2017	Agriculture and Farm Workers: Irregularities rectified (Number) April 2017-June 2017
		(3)	(4)	(5)
1	ANDHRA PRADESH	NR	NR	NR
2	ARUNACHAL PRADESH	NR	NR	NR
3	ASSAM	NR	NR	NR
4	BIHAR	25	1	25
5	CHHATTISGARH	NR	NR	NR
6	DELHI	NR	NR	NR
7	GOA	NR	NR	NR
8	GUJARAT	NR	NR	NR
9	HARYANA	NR	NR	NR
10	HIMACHAL PRADESH	NR	NR	NR
11	JAMMU AND KASHMIR	NR	NR	NR
12	JHARKHAND	NR	NR	NR
13	KARNATAKA	NR	NR	NR
14	KERALA	NR	NR	NR
15	MADHYA PRADESH	NR	NR	NR
16	MAHARASHTRA	NR	NR	NR
17	MANIPUR	NR	NR	NR
18	MEGHALAYA	NR	NR	NR
19	MIZORAM	NR	NR	NR
20	NAGALAND	NR	NR	NR
21	ODISHA	NR	NR	NR
22	PUDUCHERRY	NR	NR	NR
23	PUNJAB	NR	NR	NR
24	RAJASTHAN	NR	NR	NR
25	SIKKIM	NR	NR	NR
26	TAMIL NADU	56,760	60	0
27	TELANGANA	NR	NR	NR
28	TRIPURA	NR	NR	NR
29	UTTARAKHAND	NR	NR	NR
30	UTTAR PRADESH	NR	NR	NR
31	WEST BENGAL	564	1,721	457
32	ANDAMAN AND NICOBAR ISLANDS	NR	NR	NR
33	CHANDIGARH	41	4	2
34	DADRA AND NAGAR HAVELI	1	0	0
35	DAMAN AND DIU	NR	NR	NR
36	LAKSHADWEEP	0	0	0
Grand Total		57,391	1,786	484

Note: NR Not Reported

Table - 4(B)

Minimum Wages Enforcement (including Farm Labour)
(Unit: Number)

Sl. State/UT No. Name		Agriculture and Farm Workers: Claims filed (Number) April 2017- June 2017	Agriculture and Farm Workers: Claims settled (Number) April 2017- June 2017
(1)	(2)	(3)	(4)
1	ANDHRA PRADESH	NR	NR
2	ARUNACHAL PRADESH	NR	NR
3	ASSAM	NR	NR
4	BIHAR	2	2
5	CHHATTISGARH	NR	NR
6	DELHI	NR	NR
7	GOA	NR	NR
8	GUJARAT	NR	NR
9	HARYANA	NR	NR
10	HIMACHAL PRADESH	NR	NR
11	JAMMU AND KASHMIR	NR	NR
12	JHARKHAND	NR	NR
13	KARNATAKA	NR	NR
14	KERALA	NR	NR
15	MADHYA PRADESH	NR	NR
16	MAHARASHTRA	NR	NR
17	MANIPUR	NR	NR
18	MEGHALAYA	NR	NR
19	MIZORAM	NR	NR
20	NAGALAND	NR	NR
21	ODISHA	NR	NR
22	PUDUCHERRY	NR	NR
23	PUNJAB	NR	NR
24	RAJASTHAN	NR	NR
25	SIKKIM	NR	NR
26	TAMIL NADU	190	162
27	TELANGANA	NR	NR
28	TRIPURA	NR	NR
29	UTTARAKHAND	NR	NR
30	UTTAR PRADESH	NR	NR
31	WEST BENGAL	NR	NR
32	ANDAMAN AND NICOBAR ISLANDS	NR	NR
33	CHANDIGARH	0	1
34	DADRA AND NAGAR HAVELI	NR	NR
35	DAMAN AND DIU	NR	NR
36	LAKSHADWEEP	0	0
Grand Total		192	165

Note: NR Not Reported

Table - 4(C)

Minimum Wages Enforcement (including Farm Labour)

Sl. No.	State/UT Name	Agriculture and Farm Workers: Prosecution cases Pending (Number) April 2017-June 2017	Agriculture and Farm Workers: Prosecution cases filed (Number) April 2017-June 2017	Agriculture and Farm Workers: Prosecution cases decided (Number) April 2017-June 2017
		(3)	(4)	(5)
1	ANDHRA PRADESH	NR	NR	NR
2	ARUNACHAL PRADESH	NR	NR	NR
3	ASSAM	NR	NR	NR
4	BIHAR	169	2	0
5	CHHATTISGARH	NR	NR	NR
6	DELHI	NR	NR	NR
7	GOA	NR	NR	NR
8	GUJARAT	NR	NR	NR
9	HARYANA	NR	NR	NR
10	HIMACHAL PRADESH	NR	NR	NR
11	JAMMU AND KASHMIR	NR	NR	NR
12	JHARKHAND	NR	NR	NR
13	KARNATAKA	NR	NR	NR
14	KERALA	NR	NR	NR
15	MADHYA PRADESH	NR	NR	NR
16	MAHARASHTRA	NR	NR	NR
17	MANIPUR	NR	NR	NR
18	MEGHALAYA	NR	NR	NR
19	MIZORAM	NR	NR	NR
20	NAGALAND	NR	NR	NR
21	ODISHA	NR	NR	NR
22	PUDUCHERRY	NR	NR	NR
23	PUNJAB	NR	NR	NR
24	RAJASTHAN	NR	NR	NR
25	SIKKIM	NR	NR	NR
26	TAMIL NADU	1,667	14	5
27	TELANGANA	NR	NR	NR
28	TRIPURA	NR	NR	NR
29	UTTARAKHAND	NR	NR	NR
30	UTTAR PRADESH	NR	NR	NR
31	WEST BENGAL	2,122	168	148
32	ANDAMAN AND NICOBAR ISLANDS	NR	NR	NR
33	CHANDIGARH	4	0	0
34	DADRA AND NAGAR HAVELI	NR	NR	NR
35	DAMAN AND DIU	NR	NR	NR
36	LAKSHADWEEP	0	0	0
Grand Total		3,962	184	153

Note: NR Not Reported

Table - 5(A)

Food security-Targeted Public Distribution system (APL+BPL+AAY)

Sl. No.	State/UT Name	Allocation of Food Grains (Tonnes)	Off take (Tonnes)	Percentage of offtake w.r.t. Allocation of Food Grains
		April 2017-June 2017	April 2017-June 2017	
(1)	(2)	(3)	(4)	(5)
1	ANDHRA PRADESH	4,67,961	4,80,896	103
2	ARUNACHAL PRADESH	22,248	23,969	108
3	ASSAM	4,23,783	4,57,291	108
4	BIHAR	13,73,466	15,04,930	110
5	CHHATTISGARH	3,46,014	3,46,014	100
6	DELHI	1,12,716	1,21,090	107
7	GOA	14,751	14,673	99
8	GUJARAT	5,82,382	5,69,595	98
9	HARYANA	1,98,750	2,27,029	114
10	HIMACHAL PRADESH	1,27,008	1,24,443	98
11	JAMMU AND KASHMIR	1,87,770	1,84,800	98
12	JHARKHAND	4,34,880	4,29,666	99
13	KARNATAKA	6,52,209	8,42,223	129
14	KERALA	3,56,262	3,72,066	104
15	MADHYA PRADESH	8,68,008	8,00,868	92
16	MAHARASHTRA	11,51,298	10,27,098	89
17	MANIPUR	35,627	34,375	96
18	MEGHALAYA	44,001	42,906	98
19	MIZORAM	16,440	18,746	114
20	NAGALAND	34,515	39,001	113
21	ODISHA	5,38,497	5,36,968	100
22	PUDUCHERRY	0	0	-
23	PUNJAB	2,17,530	21,809	10
24	RAJASTHAN	6,97,893	5,99,248	86
25	SIKKIM	11,082	10,786	97
26	TAMIL NADU	9,19,437	10,08,307	110
27	TELANGANA	3,34,500	3,19,929	96
28	TRIPURA	67,749	81,500	120
29	UTTARAKHAND	1,25,748	1,33,446	106
30	UTTAR PRADESH	24,19,636	24,24,036	100
31	WEST BENGAL	9,91,551	10,73,984	108
32	ANDAMAN AND NICOBAR ISLANDS	7,392	3,528	48
33	CHANDIGARH	0	0	-
34	DADRA AND NAGAR HAVELI	2,787	2,219	80
35	DAMAN AND DIU	1,356	1,165	86
36	LAKSHADWEEP	1,155	1,370	119
Grand Total		1,37,86,402	1,38,79,974	101

Very Good:(90% or above of targets)

ANDHRA PRADESH, ARUNACHAL PRADESH, ASSAM, BIHAR, CHHATTISGARH, DELHI, GOA, GUJARAT, HARYANA, HIMACHAL PRADESH, JAMMU AND KASHMIR, JHARKHAND, KARNATAKA, KERALA, MADHYA PRADESH, MANIPUR, MEGHALAYA, MIZORAM, NAGALAND, ODISHA, SIKKIM, TAMIL NADU, TELANGANA, TRIPURA, UTTARAKHAND, UTTAR PRADESH, WEST BENGAL, LAKSHADWEEP

Good:(Between 80% to 90% targets)

MAHARASHTRA, RAJASTHAN, DADRA AND NAGAR HAVELI, DAMAN AND DIU

Poor:(Below 80% of targets)

PUNJAB, ANDAMAN AND NICOBAR ISLANDS

Food Security: Targeted Public Distribution System (APL+BPL+AAY)

Off take

% Achievement of Target
During April 2017 - June 2017

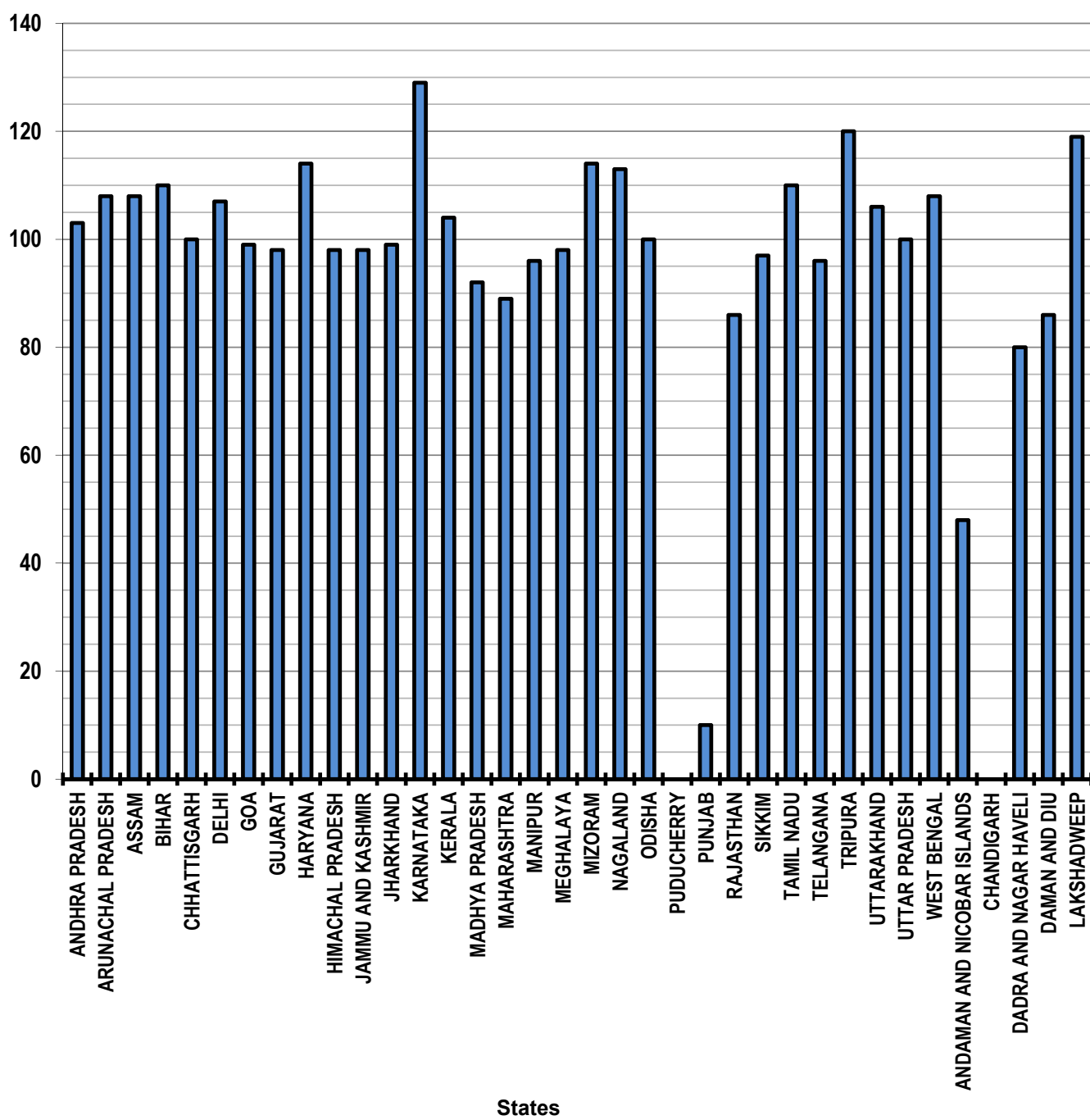


Table - 5(D)

Food Security:National Food Security Act(Normal)-NFSA

Sl. No.	State/UT Name	Allocation of Food Grains (Tonnes)	Off take (Tonnes)	Percentage of offtake w.r.t. Allocation of Food Grains
		April 2017-June 2017	April 2017-June 2017	
(1)	(2)	(3)	(4)	(5)
1	ANDHRA PRADESH	4,62,444	4,76,040	103
2	ARUNACHAL PRADESH	14,031	15,190	108
3	ASSAM	4,06,437	4,45,232	110
4	BIHAR	13,73,466	15,04,930	110
5	CHHATTISGARH	3,46,014	3,46,014	100
6	DELHI	1,12,716	1,21,090	107
7	GOA	8,571	8,571	100
8	GUJARAT	5,82,382	5,69,595	98
9	HARYANA	1,98,750	2,27,029	114
10	HIMACHAL PRADESH	50,574	50,573	100
11	JAMMU AND KASHMIR	1,19,394	1,21,653	102
12	JHARKHAND	4,34,880	4,29,666	99
13	KARNATAKA	6,52,209	8,42,223	129
14	KERALA	2,56,380	2,68,331	105
15	MADHYA PRADESH	8,68,008	8,00,634	92
16	MAHARASHTRA	11,51,298	10,27,098	89
17	MANIPUR	35,627	34,375	96
18	MEGHALAYA	32,400	31,672	98
19	MIZORAM	11,484	15,720	137
20	NAGALAND	22,896	27,934	122
21	ODISHA	5,38,497	5,36,968	100
22	PUDUCHERRY	0	0	-
23	PUNJAB	2,17,530	21,809	10
24	RAJASTHAN	6,97,893	5,99,248	86
25	SIKKIM	6,594	6,594	100
26	TAMIL NADU	6,06,342	6,91,334	114
27	TELANGANA	3,24,012	3,18,880	98
28	TRIPURA	41,283	51,056	124
29	UTTARAKHAND	1,00,365	1,09,113	109
30	UTTAR PRADESH	24,19,636	24,24,036	100
31	WEST BENGAL	9,91,551	10,73,984	108
32	ANDAMAN AND NICOBAR ISLANDS	999	310	31
33	CHANDIGARH	0	0	-
34	DADRA AND NAGAR HAVELI	2,787	2,219	80
35	DAMAN AND DIU	1,356	1,165	86
36	LAKSHADWEEP	381	84	22
Grand Total		1,30,89,187	1,32,00,370	101

Very Good:(90% or above of targets)

ANDHRA PRADESH, ARUNACHAL PRADESH, ASSAM, BIHAR, CHHATTISGARH, DELHI, GOA, GUJARAT, HARYANA, HIMACHAL PRADESH, JAMMU AND KASHMIR, JHARKHAND, KARNATAKA, KERALA, MADHYA PRADESH, MANIPUR, MEGHALAYA, MIZORAM, NAGALAND, ODISHA, SIKKIM, TAMIL NADU, TELANGANA, TRIPURA, UTTARAKHAND, UTTAR PRADESH, WEST BENGAL

Good:(Between 80% to 90% targets)

MAHARASHTRA, RAJASTHAN, DADRA AND NAGAR HAVELI, DAMAN AND DIU

Poor:(Below 80% of targets)

PUNJAB, ANDAMAN AND NICOBAR ISLANDS, LAKSHADWEEP

Food Security: National Food Security Act (Normal)

Off take

% Achievement of Target
During April 2017 - June 2017

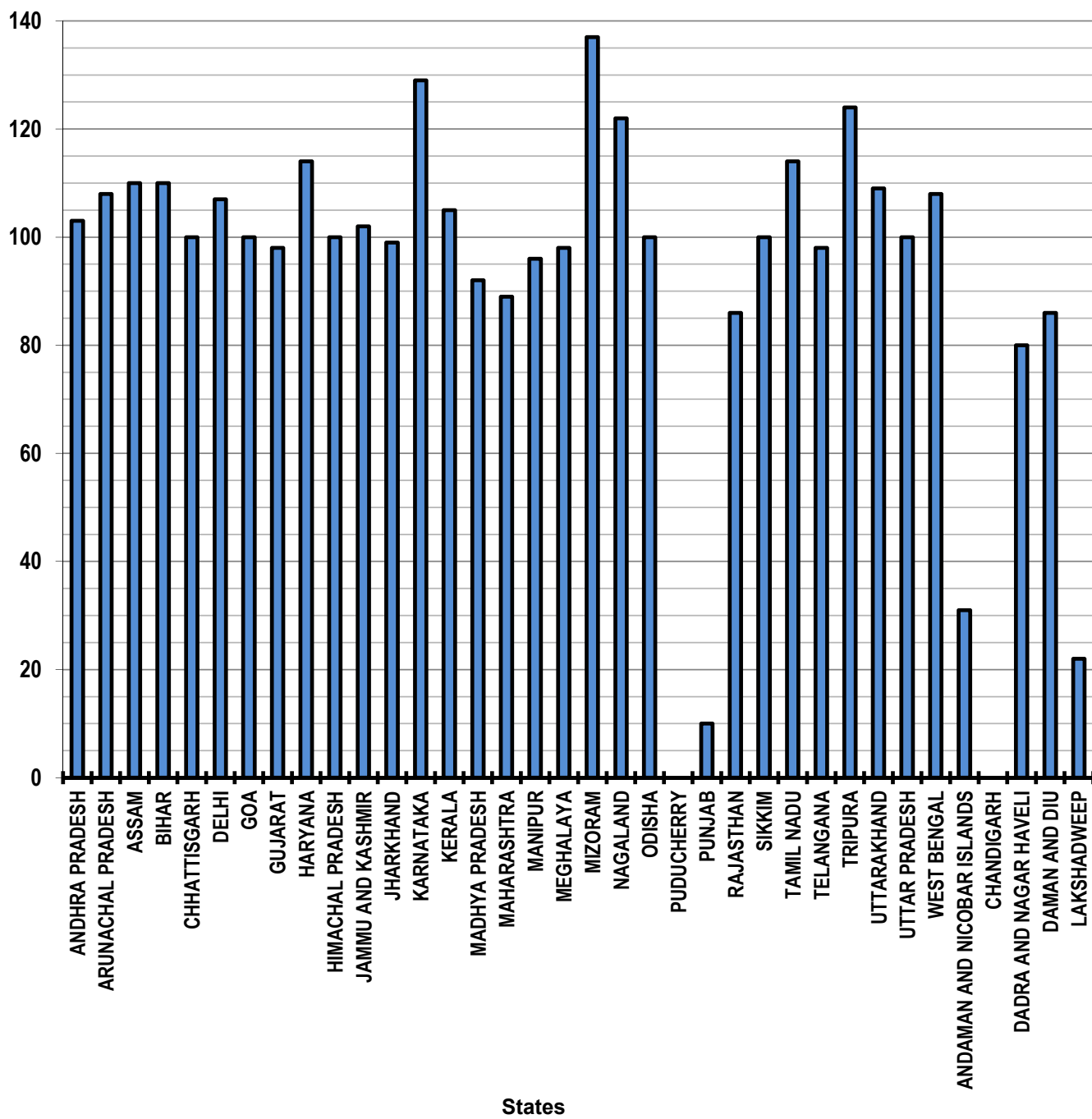


Table - 5(E)

Food Security: National Food Security Act (Tide Over)-NFSA

Sl. No.	State/UT Name	Allocation of Food Grains (Tonnes)	Off take (Tonnes)	Percentage of offtake w.r.t. Allocation of Food Grains
		April 2017- June 2017	April 2017- June 2017	
(1)	(2)	(3)	(4)	(5)
1	ANDHRA PRADESH	5,517	4,856	88
2	ARUNACHAL PRADESH	8,217	8,779	107
3	ASSAM	17,346	12,059	70
4	BIHAR	0	0	-
5	CHHATTISGARH	0	0	-
6	DELHI	0	0	-
7	GOA	6,180	6,102	99
8	GUJARAT	0	0	-
9	HARYANA	0	0	-
10	HIMACHAL PRADESH	76,434	73,870	97
11	JAMMU AND KASHMIR	68,376	63,147	92
12	JHARKHAND	0	0	-
13	KARNATAKA	0	0	-
14	KERALA	99,882	1,03,735	104
15	MADHYA PRADESH	0	234	-
16	MAHARASHTRA	0	0	-
17	MANIPUR	0	0	-
18	MEGHALAYA	11,601	11,234	97
19	MIZORAM	4,956	3,026	61
20	NAGALAND	11,619	11,067	95
21	ODISHA	0	0	-
22	PUDUCHERRY	0	0	-
23	PUNJAB	0	0	-
24	RAJASTHAN	0	0	-
25	SIKKIM	4,488	4,192	93
26	TAMIL NADU	3,13,095	3,16,973	101
27	TELANGANA	10,488	1,049	10
28	TRIPURA	26,466	30,444	115
29	UTTARAKHAND	25,383	24,333	96
30	UTTAR PRADESH	0	0	-
31	WEST BENGAL	0	0	-
32	ANDAMAN AND NICOBAR ISLANDS	6,393	3,218	50
33	CHANDIGARH	0	0	-
34	DADRA AND NAGAR HAVELI	0	0	-
35	DAMAN AND DIU	0	0	-
36	LAKSHADWEEP	774	1,286	166
Grand Total		6,97,215	6,79,604	97

Very Good: (90% or above of targets)

ARUNACHAL PRADESH, GOA, HIMACHAL PRADESH, JAMMU AND KASHMIR, KERALA, MEGHALAYA, NAGALAND, SIKKIM, TAMIL NADU, TRIPURA, UTTARAKHAND, LAKSHADWEEP

Good: (Between 80% to 90% targets)

ANDHRA PRADESH

Poor: (Below 80% of targets)

ASSAM, MIZORAM, TELANGANA, ANDAMAN AND NICOBAR ISLANDS

Food Security: National Food Security Act (Tide Over) Off take

% Achievement of Target
During April 2017 - June 2017

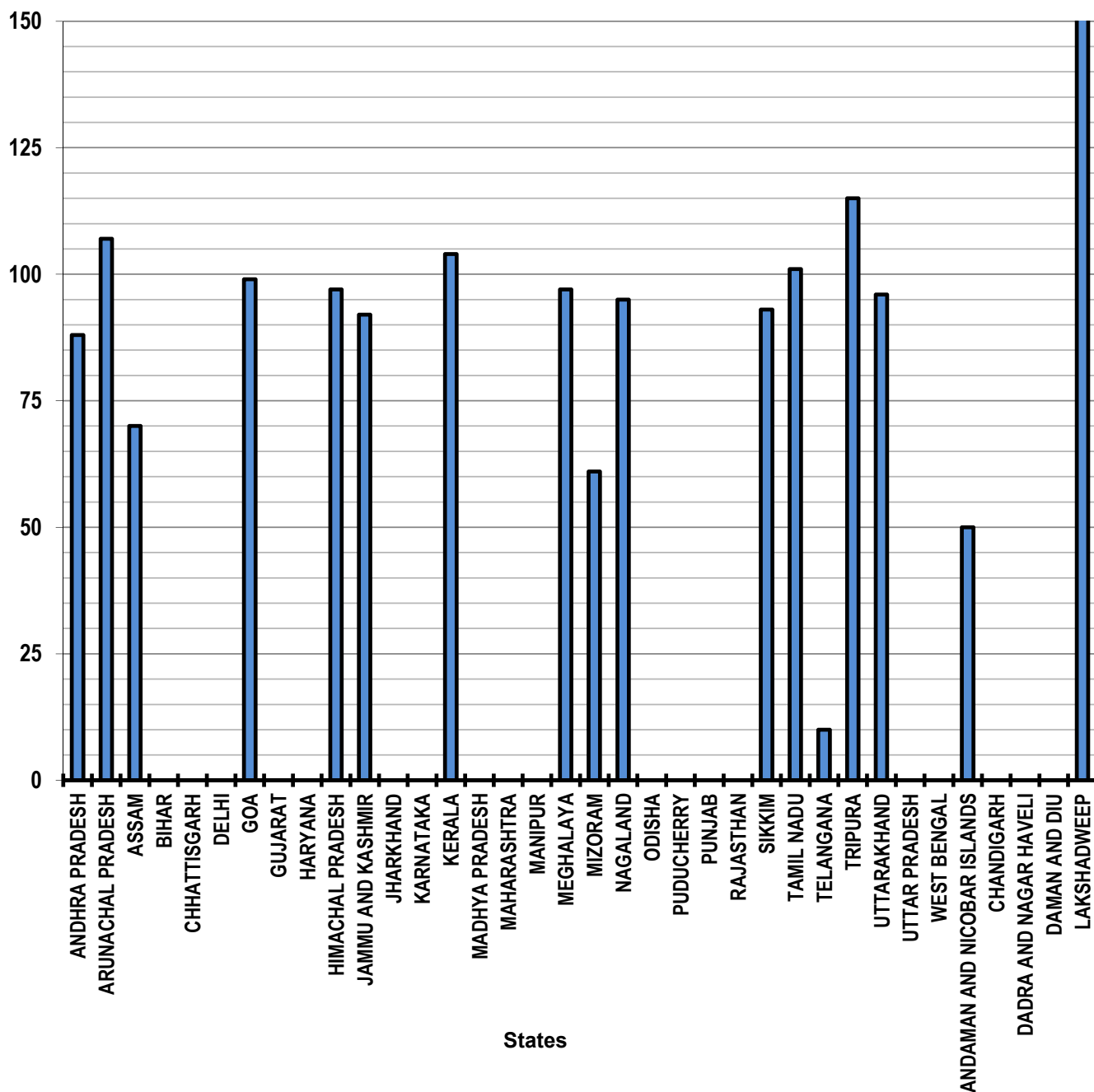


Table - 6

Rural Housing - Pradhan Mantri Awaas Yojana (Grameen)
Houses constructed
(Unit: Number)

Sl. No.	State/UT Name	Target		Achievement @ April 2017- June 2017	Percent Achievement April 2017- June 2017
		2017-2018	April 2017- June 2017		
(1)	(2)	(3)	(4)	(5)	(5)/(4)
1	ANDHRA PRADESH	48,058	12,014	0	0
2	ARUNACHAL PRADESH	2,187	546	0	0
3	ASSAM	40,119	10,029	63	1
4	BIHAR	5,38,959	1,34,739	14	0
5	CHHATTISGARH	2,06,372	51,593	4,765	9
6	GOA	-	-	0	-
7	GUJARAT	91,108	22,777	31	0
8	HARYANA	12,886	3,221	152	5
9	HIMACHAL PRADESH	2,511	627	114	18
10	JAMMU AND KASHMIR	21,752	5,438	0	0
11	JHARKHAND	1,59,052	39,763	63	0
12	KARNATAKA	52,284	13,071	304	2
13	KERALA	9,872	2,468	585	24
14	MADHYA PRADESH	3,89,532	97,383	5,296	5
15	MAHARASHTRA	1,50,934	37,733	5,251	14
16	MANIPUR	-	-	0	-
17	MEGHALAYA	3,715	928	0	0
18	MIZORAM	1,794	448	0	0
19	NAGALAND	-	-	0	-
20	ODISHA	3,40,498	85,124	25,489	30
21	PUDUCHERRY	-	-	0	-
22	PUNJAB	6,615	1,653	5	0
23	RAJASTHAN	2,23,629	55,907	1,117	2
24	SIKKIM	-	-	0	-
25	TAMIL NADU	1,30,214	32,553	89	0
26	TELANGANA	19,715	4,928	0	0
27	TRIPURA	1,259	314	0	0
28	UTTARAKHAND	4,915	1,228	27	2
29	UTTAR PRADESH	3,96,594	99,148	256	0
30	WEST BENGAL	3,74,629	93,657	3,425	4
31	ANDAMAN AND NICOBAR ISLANDS	262	65	0	0
32	DADRA AND NAGAR HAVELI	801	200	0	0
33	DAMAN AND DIU	27	6	0	0
34	LAKSHADWEEP	-	-	0	-
Grand Total		32,30,293	8,07,561	47,046	6

Poor:(Below 80% of targets)

ANDHRA PRADESH, ARUNACHAL PRADESH, ASSAM, BIHAR, CHHATTISGARH, GUJARAT, HARYANA, HIMACHAL PRADESH, JAMMU AND KASHMIR, JHARKHAND, KARNATAKA, KERALA, MADHYA PRADESH, MAHARASHTRA, MEGHALAYA, MIZORAM, ODISHA, PUNJAB, RAJASTHAN, TAMIL NADU, TELANGANA, TRIPURA, UTTARAKHAND, UTTAR PRADESH, WEST BENGAL, ANDAMAN AND NICOBAR ISLANDS, DADRA AND NAGAR HAVELI, DAMAN AND DIU

Note: @ Figures received from M/o Rural Development have been considered

**Rural Housing - Pradhan Mantri Awaas Yojana -
Grameen
Houses constructed
% Achievement of Target
During April 2017 - June 2017**

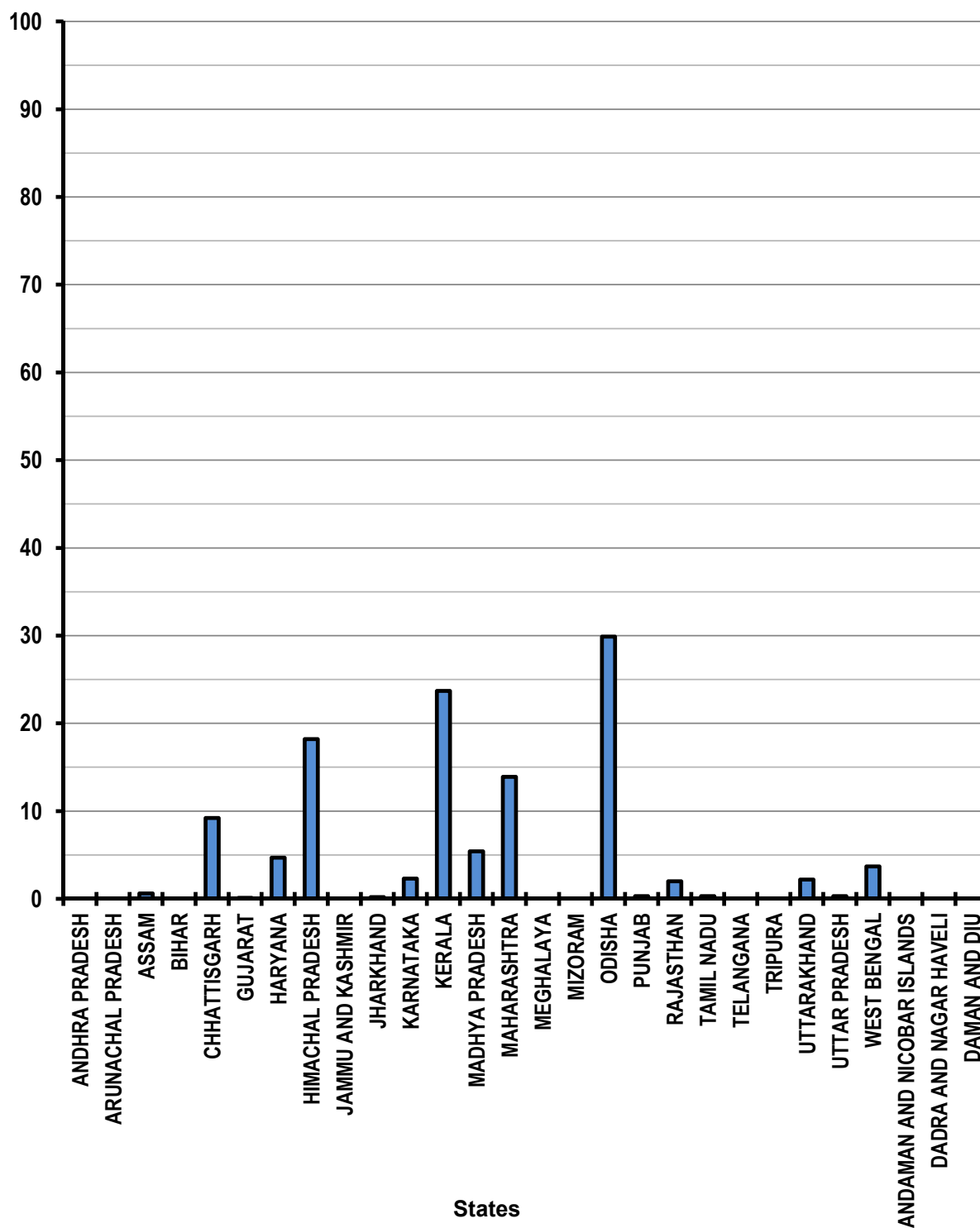


Table - 7
EWS/LIG Houses in Urban Areas
Houses constructed
(Unit: Number)

Sl. No.	State/UT Name	Target +		Achievement April 2017- June 2017	Percent Achievement April 2017- June 2017
		2017-2018	April 2017- June 2017		
(1)	(2)	(3)	(4)	(5)	(5)/(4)
1	ANDHRA PRADESH	14,440	3,610	4,565	126
2	ARUNACHAL PRADESH	752	188	0	0
3	ASSAM	3,160	790	0	0
4	BIHAR	18,302	4,576	16,148	353
5	CHHATTISGARH	11,002	2,751	9,560	348
6	DELHI	28,080	7,020	0	0
7	GUJARAT	12,471	3,118	3,120	100
8	HARYANA	472	118	0	0
9	HIMACHAL PRADESH	1,312	328	0	0
10	JAMMU AND KASHMIR	7,475	1,869	0	0
11	JHARKHAND	2,613	653	2,090	320
12	KARNATAKA	1,351	340	2,168	638
13	KERALA	6,875	1,719	0	0
14	MADHYA PRADESH	3,933	983	0	0
15	MAHARASHTRA	46,646	11,662	12,662	109
16	MANIPUR	8	2	0	0
17	MEGHALAYA	588	147	0	0
18	MIZORAM	121	30	0	0
19	NAGALAND	1,454	364	0	0
20	ODISHA	3,948	987	24	2
21	PUDUCHERRY	224	56	0	0
22	PUNJAB	1,038	260	0	0
23	RAJASTHAN	10,486	2,622	214	8
24	SIKKIM	33	8	0	0
25	TAMIL NADU	13,138	3,285	3,300	100
26	TELANGANA	9,883	2,471	256	10
27	TRIPURA	-	-	0	-
28	UTTARAKHAND	1,772	443	0	0
29	UTTAR PRADESH	18,197	4,549	144	3
30	WEST BENGAL	13,194	3,299	6,454	196
31	CHANDIGARH	4,960	1,240	0	0
32	DADRA AND NAGAR HAVELI	96	24	0	0
Grand Total		2,38,024	59,512	60,705	102

Very Good:(90% or above of targets)

ANDHRA PRADESH, BIHAR, CHHATTISGARH, GUJARAT, JHARKHAND, KARNATAKA, MAHARASHTRA,

Poor:(Below 80% of targets)

ARUNACHAL PRADESH, ASSAM, DELHI, HARYANA, HIMACHAL PRADESH, JAMMU AND KASHMIR,

Note: + Targets for the Year 2016-17 has been repeated

EWS/LIG Houses in Urban Areas

Houses constructed

% Achievement of Target

During April 2017 - June 2017

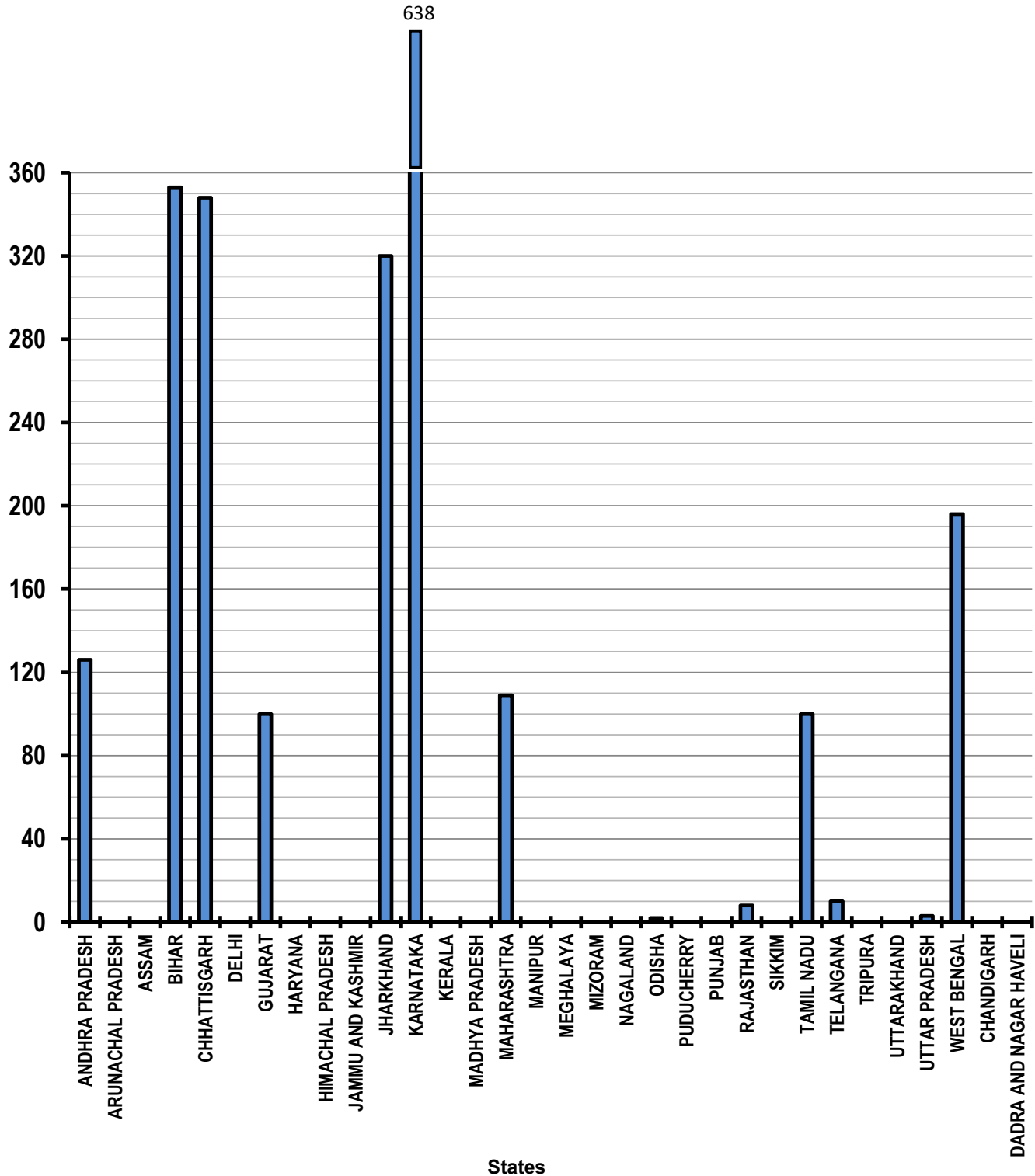


Table - 8(A)

**Rural Areas: National Rural Drinking Water Programme (NRDWP)
Partially Covered Habitations
(Unit: Number)**

Sl. No.	State/UT Name	Target +		Achievement April 2017- June 2017	Percent Achievement April 2017- June 2017
		2017-2018	April 2017- June 2017		
(1)	(2)	(3)	(4)	(5)	(5)/(4)
1	ANDHRA PRADESH	638	159	39	25
2	ARUNACHAL PRADESH	177	45	0	0
3	ASSAM	1,090	273	14	5
4	BIHAR	5,800	1,450	15	1
5	CHHATTISGARH	3,021	756	0	0
6	GOA	2	1	0	0
7	GUJARAT	7	2	0	0
8	HARYANA	250	63	0	0
9	HIMACHAL PRADESH	1,300	325	10	3
10	JAMMU AND KASHMIR	375	94	0	0
11	JHARKHAND	430	108	1,203	1,114
12	KARNATAKA	10,100	2,525	68	3
13	KERALA	363	91	0	0
14	MADHYA PRADESH	65	16	0	0
15	MAHARASHTRA	1,806	452	19	4
16	MANIPUR	50	13	0	0
17	MEGHALAYA	100	25	0	0
18	MIZORAM	35	9	0	0
19	NAGALAND	38	9	0	0
20	ODISHA	8,500	2,125	452	21
21	PUDUCHERRY	5	1	0	0
22	PUNJAB	350	88	245	278
23	RAJASTHAN	839	209	80	38
24	SIKKIM	40	10	0	0
25	TAMIL NADU	2,918	730	200	27
26	TELANGANA	735	183	1	1
27	TRIPURA	41	10	0	0
28	UTTARAKHAND	489	122	69	57
29	UTTAR PRADESH	1,054	263	49	19
30	WEST BENGAL	3,400	850	599	70
31	ANDAMAN AND NICOBAR ISLANDS	5	1	0	0
Grand Total		44,023	11,008	3,063	28

Very Good:(90% or above of targets)

JHARKHAND, PUNJAB

Poor:(Below 80% of targets)

ANDHRA PRADESH, ARUNACHAL PRADESH, ASSAM, BIHAR, CHHATTISGARH, GOA, GUJARAT, HARYANA, HIMACHAL PRADESH, JAMMU AND KASHMIR, KARNATAKA, KERALA, MADHYA PRADESH, MAHARASHTRA, MANIPUR, MEGHALAYA, MIZORAM, NAGALAND, ODISHA, PUDUCHERRY, RAJASTHAN, SIKKIM, TAMIL NADU, TELANGANA, TRIPURA, UTTARAKHAND, UTTAR PRADESH, WEST BENGAL, ANDAMAN AND NICOBAR ISLANDS

Note: + Targets for the Year 2016-17 has been repeated

Rural Areas- National Rural Drinking Water Programme (NRDWP)

Partially Covered Habitations

% Achievement of Target

During April 2017 - June 2017

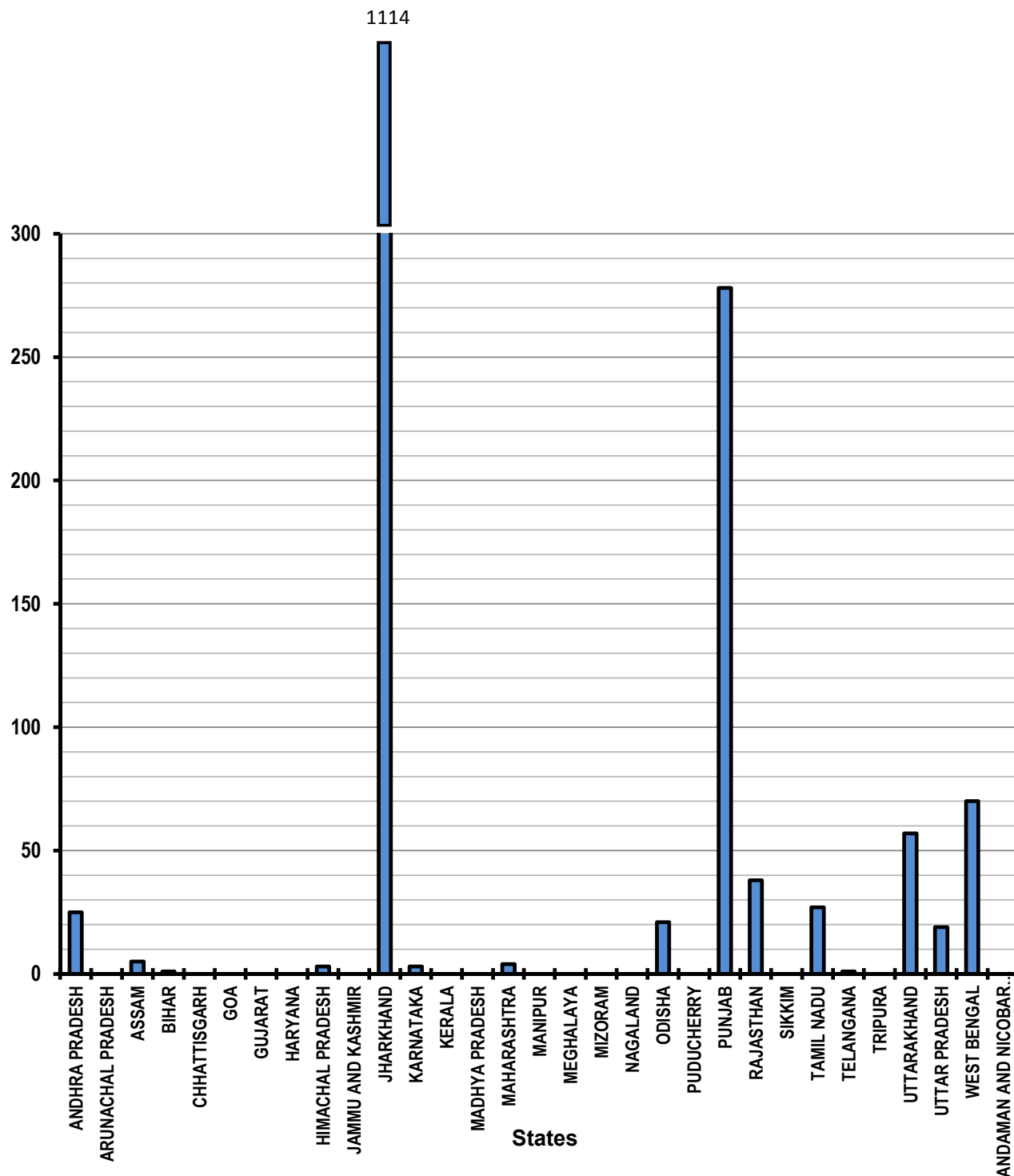


Table - 8(B)

Rural Areas: National Rural Drinking Water Programme (NRDWP)

Coverage of quality affected habitations

(Unit: Number)

Sl. No.	State/UT Name	Target +		Achievement April 2017- June 2017	Percent Achievement April 2017- June 2017
		2017-2018	April 2017- June 2017		
(1)	(2)	(3)	(4)	(5)	(5)/(4)
1	ANDHRA PRADESH	367	92	0	0
2	ARUNACHAL PRADESH	11	3	0	0
3	ASSAM	662	166	2	1
4	BIHAR	1,977	494	10	2
5	CHHATTISGARH	1,148	287	0	0
6	GUJARAT	25	6	0	0
7	HARYANA	13	3	0	0
8	JAMMU AND KASHMIR	5	2	0	0
9	JHARKHAND	1,000	250	219	88
10	KARNATAKA	1,900	475	12	3
11	KERALA	100	25	0	0
12	MADHYA PRADESH	273	68	0	0
13	MAHARASHTRA	149	38	4	11
14	MEGHALAYA	10	2	0	0
15	NAGALAND	16	4	0	0
16	ODISHA	800	200	4	2
17	PUNJAB	429	107	3	3
18	RAJASTHAN	1,200	300	98	33
19	TAMIL NADU	351	88	0	0
20	TELANGANA	180	45	8	18
21	TRIPURA	524	131	0	0
22	UTTARAKHAND	6	1	0	0
23	UTTAR PRADESH	300	75	21	28
24	WEST BENGAL	1,366	341	40	12
Grand Total		12,812	3,203	421	13

Good:(Between 80% to 90% targets)

JHARKHAND

Poor:(Below 80% of targets)

ANDHRA PRADESH, ARUNACHAL PRADESH, ASSAM, BIHAR, CHHATTISGARH, GUJARAT, HARYANA, JAMMU AND KASHMIR, KARNATAKA, KERALA, MADHYA PRADESH, MAHARASHTRA, MEGHALAYA, NAGALAND, ODISHA, PUNJAB, RAJASTHAN, TAMIL NADU, TELANGANA, TRIPURA, UTTARAKHAND, UTTAR PRADESH, WEST BENGAL

Note: + Targets for the Year 2016-17 has been repeated

Rural Areas- National Rural Drinking Water Programme (NRDWP)

Coverage of Water Quality Affected Habitations

% Achievement of Target

During April 2017 - June 2017

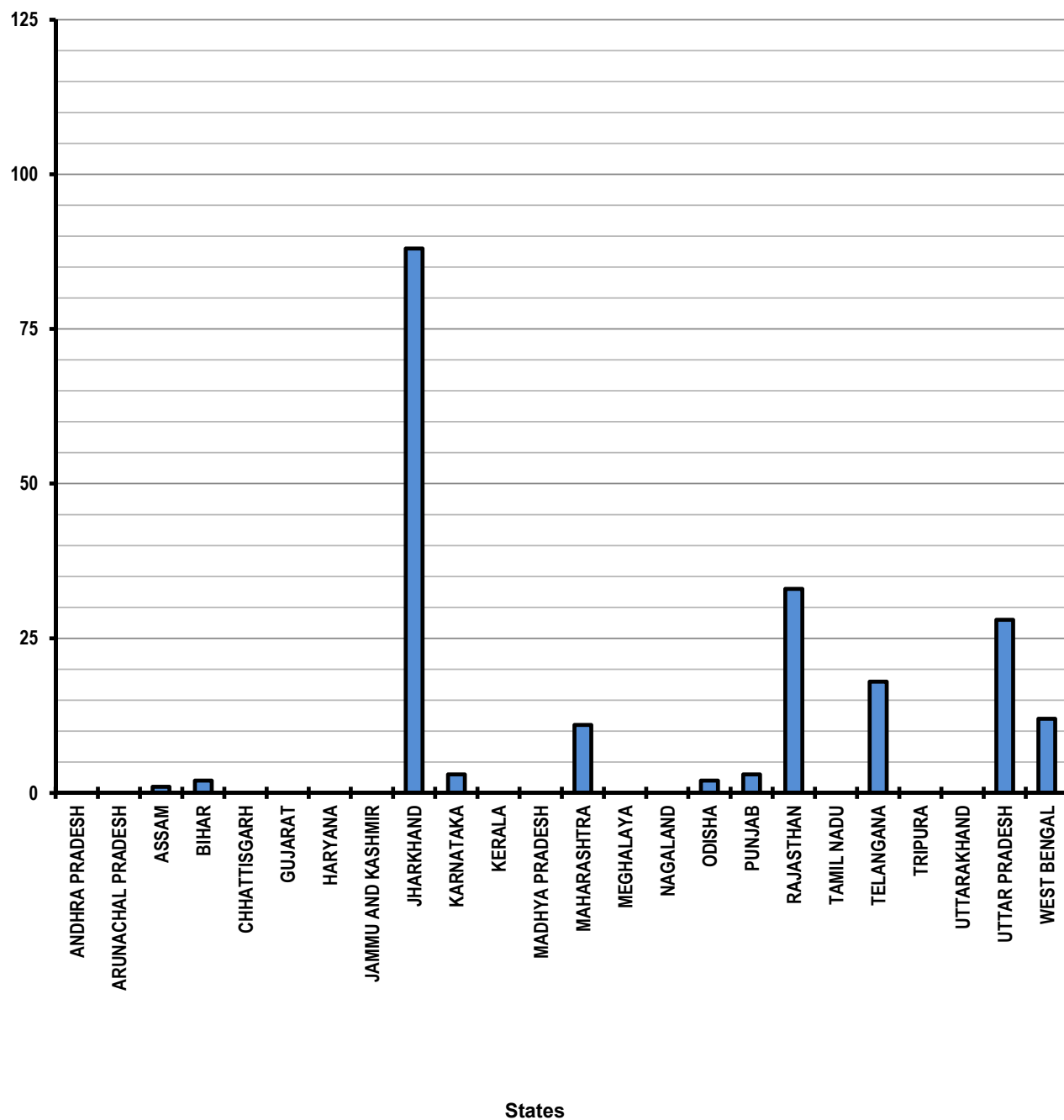


Table - 9
Sanitation Programme in Rural Areas
(Unit: Number)

		Individual Household latrines constructed
		(Number)
Sl. No.	State/UT Name	April 2017-June 2017
(1)	(2)	(3)
1	ANDHRA PRADESH	3,32,388
2	ARUNACHAL PRADESH	0
3	ASSAM	1,91,489
4	BIHAR	4,19,614
5	CHHATTISGARH	2,30,791
6	DELHI	0
7	GOA	0
8	GUJARAT	1,48,027
9	HARYANA	1,60,509
10	HIMACHAL PRADESH	0
11	JAMMU AND KASHMIR	12,386
12	JHARKHAND	1,79,648
13	KARNATAKA	1,64,314
14	KERALA	361
15	MADHYA PRADESH	9,26,045
16	MAHARASHTRA	2,94,559
17	MANIPUR	5,281
18	MEGHALAYA	4,064
19	MIZORAM	1,433
20	NAGALAND	0
21	ODISHA	74,948
22	PUDUCHERRY	107
23	PUNJAB	7,350
24	RAJASTHAN	3,559
25	SIKKIM	0
26	TAMIL NADU	21
27	TELANGANA	26,421
28	TRIPURA	1,738
29	UTTARAKHAND	48,100
30	UTTAR PRADESH	1,76,692
31	WEST BENGAL	2,39,055
32	ANDAMAN AND NICOBAR ISLANDS	200
33	CHANDIGARH	0
34	DADRA AND NAGAR HAVELI	1
35	DAMAN AND DIU	305
36	LAKSHADWEEP	0
Grand Total		36,49,406

Table - 10
Institutional Delivery
(Unit: Number)

		Delivery in institutions (Number)
Sl. No.	State/UT Name	April 2017-June 2017
(1)	(2)	(3)
1	ANDHRA PRADESH	1,65,147
2	ARUNACHAL PRADESH	0
3	ASSAM	0
4	BIHAR	3,14,584
5	CHHATTISGARH	81,191
6	DELHI	0
7	GOA	0
8	GUJARAT	2,35,132
9	HARYANA	0
10	HIMACHAL PRADESH	17,091
11	JAMMU AND KASHMIR	24,129
12	JHARKHAND	1,14,486
13	KARNATAKA	1,98,394
14	KERALA	0
15	MADHYA PRADESH	0
16	MAHARASHTRA	2,38,705
17	MANIPUR	5,628
18	MEGHALAYA	5,198
19	MIZORAM	4,162
20	NAGALAND	0
21	ODISHA	1,31,380
22	PUDUCHERRY	10,207
23	PUNJAB	64,588
24	RAJASTHAN	2,97,481
25	SIKKIM	1,566
26	TAMIL NADU	2,27,214
27	TELANGANA	1,31,299
28	TRIPURA	0
29	UTTARAKHAND	20,211
30	UTTAR PRADESH	6,77,644
31	WEST BENGAL	80,384
32	ANDAMAN AND NICOBAR ISLANDS	1,013
33	CHANDIGARH	5,948
34	DADRA AND NAGAR HAVELI	1,819
35	DAMAN AND DIU	523
36	LAKSHADWEEP	289
Grand Total		30,55,413

Table - 11(A)

SC Families assisted
SC families assisted under SCA to SCSP & NSFDC
(Unit: Number)

Sl. No.	State/UT Name	Target +		Achievement April 2017- June 2017	Percent Achievement April 2017- June 2017
		2017-2018	April 2017- June 2017		
(1)	(2)	(3)	(4)	(5)	(5)/(4)
1	ANDHRA PRADESH	7,398	1,479	28,305	1,914
2	ASSAM	2,132	426	0	0
3	BIHAR	16,675	3,335	1,057	32
4	CHHATTISGARH	2,903	581	0	0
5	DELHI	1,365	273	0	0
6	GOA	47	10	0	0
7	GUJARAT	3,380	676	197	29
8	HARYANA	4,315	863	0	0
9	HIMACHAL PRADESH	1,561	312	952	305
10	JAMMU AND KASHMIR	870	174	0	0
11	JHARKHAND	3,367	673	4,575	680
12	KARNATAKA	8,901	1,780	0	0
13	KERALA	2,879	576	0	0
14	MADHYA PRADESH	10,614	2,122	0	0
15	MAHARASHTRA	11,085	2,217	1,566	71
16	MANIPUR	121	24	0	0
17	MEGHALAYA	8	2	0	0
18	MIZORAM	2	-	0	-
19	ODISHA	6,624	1,325	7,11,103	53,668
20	PUDUCHERRY	191	38	0	0
21	PUNJAB	7,727	1,545	0	0
22	RAJASTHAN	11,264	2,253	1,418	63
23	SIKKIM	120	24	0	0
24	TAMIL NADU	13,129	2,624	1,048	40
25	TELANGANA	4,096	820	425	52
26	TRIPURA	1,806	361	0	0
27	UTTARAKHAND	1,459	292	100	34
28	UTTAR PRADESH	36,565	7,313	2,615	36
29	WEST BENGAL	19,974	3,994	1,281	32
30	CHANDIGARH	418	84	713	849
31	DADRA AND NAGAR HAVELI	2	-	0	-
32	DAMAN AND DIU	2	-	0	-
Grand Total		1,81,000	36,196	7,55,355	2,087

Very Good:(90% or above of targets)

ANDHRA PRADESH, HIMACHAL PRADESH, JHARKHAND, ODISHA, CHANDIGARH

Poor:(Below 80% of targets)

ASSAM, BIHAR, CHHATTISGARH, DELHI, GOA, GUJARAT, HARYANA, JAMMU AND KASHMIR, KARNATAKA, KERALA, MADHYA PRADESH, MAHARASHTRA, MANIPUR, MEGHALAYA, PUDUCHERRY, PUNJAB, RAJASTHAN, SIKKIM, TAMIL NADU, TELANGANA, TRIPURA, UTTARAKHAND, UTTAR PRADESH, WEST BENGAL

Note: + Targets for the Year 2016-17 has been repeated

SC Families Assisted under SCA to SCSP & NSFDC

% Achievement of Target
During April 2017 - June 2017

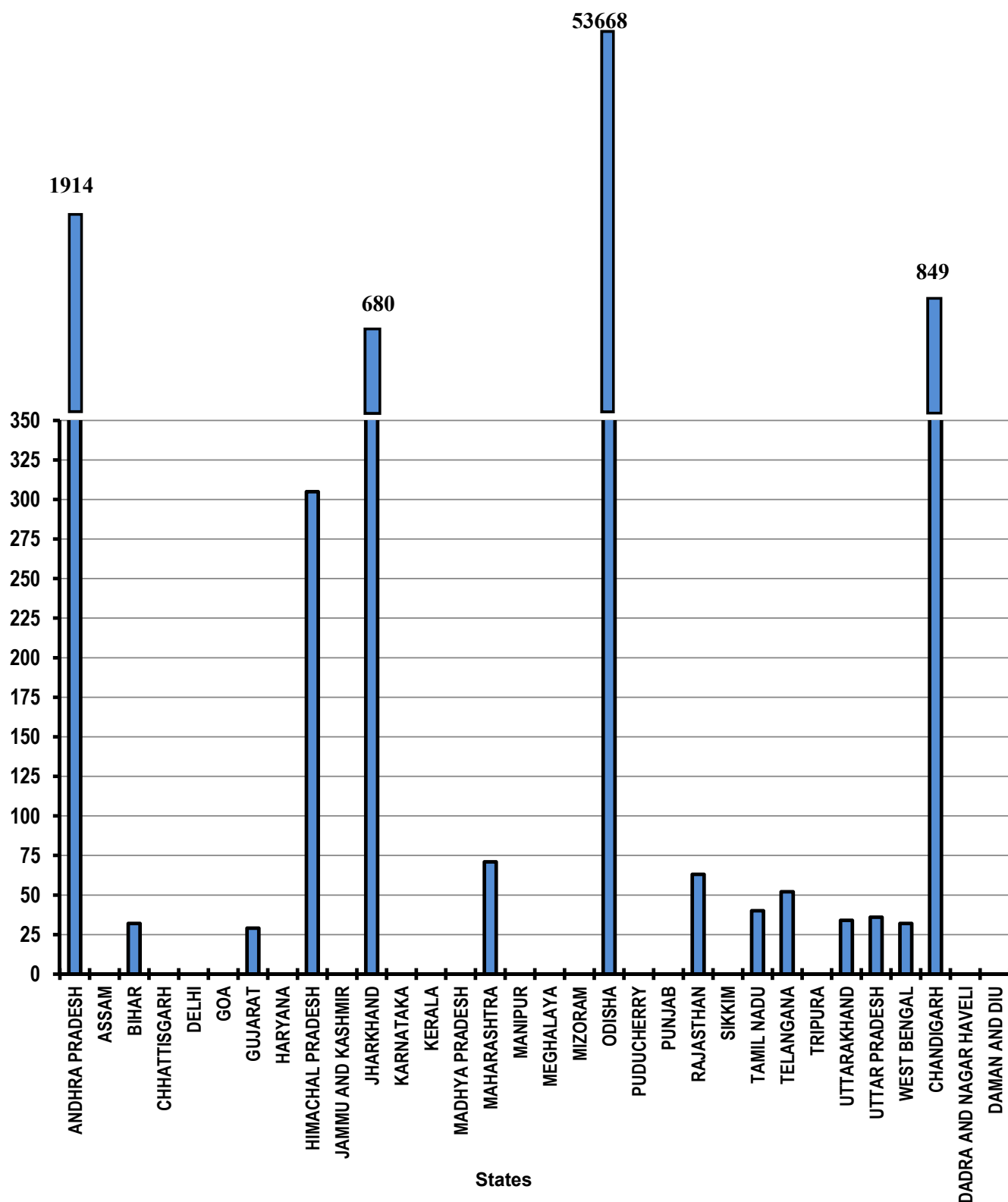


Table - 11(B)

**SC families assisted - SC students assisted under post matric scholarship
(Unit: Number)**

Sl. No.	State/UT Name	SC students assisted under post matric scholarship (Number)
		April 2017-June 2017
(1)	(2)	(3)
1	ANDHRA PRADESH	0
2	ASSAM	0
3	BIHAR	0
4	CHHATTISGARH	0
5	DELHI	0
6	GOA	0
7	GUJARAT	0
8	HARYANA	0
9	HIMACHAL PRADESH	0
10	JAMMU AND KASHMIR	2,684
11	JHARKHAND	149
12	KARNATAKA	0
13	KERALA	0
14	MADHYA PRADESH	0
15	MAHARASHTRA	0
16	MANIPUR	0
17	MEGHALAYA	0
18	ODISHA	0
19	PUDUCHERRY	1,570
20	PUNJAB	0
21	RAJASTHAN	34,773
22	SIKKIM	0
23	TAMIL NADU	1,07,399
24	TELANGANA	24,094
25	TRIPURA	0
26	UTTARAKHAND	0
27	UTTAR PRADESH	1,246
28	WEST BENGAL	33,873
29	CHANDIGARH	0
30	DAMAN AND DIU	0
Grand Total		2,05,788

Table - 12
Universalization of ICDS Scheme
ICDS Blocks Operational (Cumulative)
(Unit: Number)

Sl. No.	State/UT Name	Target		Achievement	Percent
		2017-2018	April 2017- June 2017	April 2017- June 2017	Achievement April 2017- June 2017
(1)	(2)	(3)	(4)	(5)	(5)/(4)
1	ANDHRA PRADESH	257	257	257	100
2	ARUNACHAL PRADESH	98	98	98	100
3	ASSAM	231	231	231	100
4	BIHAR	544	544	544	100
5	CHHATTISGARH	220	220	220	100
6	DELHI	95	95	95	100
7	GOA	11	11	12	109
8	GUJARAT	336	336	336	100
9	HARYANA	148	148	148	100
10	HIMACHAL PRADESH	78	78	78	100
11	JAMMU AND KASHMIR	141	141	141	100
12	JHARKHAND	224	224	224	100
13	KARNATAKA	204	204	204	100
14	KERALA	258	258	258	100
15	MADHYA PRADESH	453	453	453	100
16	MAHARASHTRA	553	553	553	100
17	MANIPUR	43	43	43	100
18	MEGHALAYA	41	41	41	100
19	MIZORAM	27	27	27	100
20	NAGALAND	60	60	59	98
21	ODISHA	338	338	338	100
22	PUDUCHERRY	5	5	5	100
23	PUNJAB	155	155	155	100
24	RAJASTHAN	304	304	304	100
25	SIKKIM	13	13	13	100
26	TAMIL NADU	434	434	434	100
27	TELANGANA	149	149	149	100
28	TRIPURA	56	56	56	100
29	UTTARAKHAND	105	105	105	100
30	UTTAR PRADESH	897	897	896	100
31	WEST BENGAL	576	576	407	71
32	ANDAMAN AND NICOBAR ISLANDS	5	5	5	100
33	CHANDIGARH	3	3	3	100
34	DADRA AND NAGAR HAVELI	2	2	2	100
35	DAMAN AND DIU	2	2	2	100
36	LAKSHADWEEP	9	9	9	100
Grand Total		7,075	7,075	6,905	98

Very Good:(90% or above of targets)

ANDHRA PRADESH, ARUNACHAL PRADESH, ASSAM, BIHAR, CHHATTISGARH, DELHI, GOA, GUJARAT, HARYANA, HIMACHAL PRADESH, JAMMU AND KASHMIR, JHARKHAND, KARNATAKA, KERALA, MADHYA PRADESH, MAHARASHTRA, MANIPUR, MEGHALAYA, MIZORAM, NAGALAND, ODISHA, PUDUCHERRY, PUNJAB, RAJASTHAN, SIKKIM, TAMIL NADU, TELANGANA, TRIPURA, UTTARAKHAND, UTTAR PRADESH, ANDAMAN AND NICOBAR ISLANDS, CHANDIGARH, DADRA AND NAGAR HAVELI, DAMAN AND DIU, LAKSHADWEEP

Poor:(Below 80% of targets)

WEST BENGAL

Universalization of ICDS Scheme

ICDS Blocks Operational (Cumulative)

% Achievement of Target
During April 2017 - June 2017

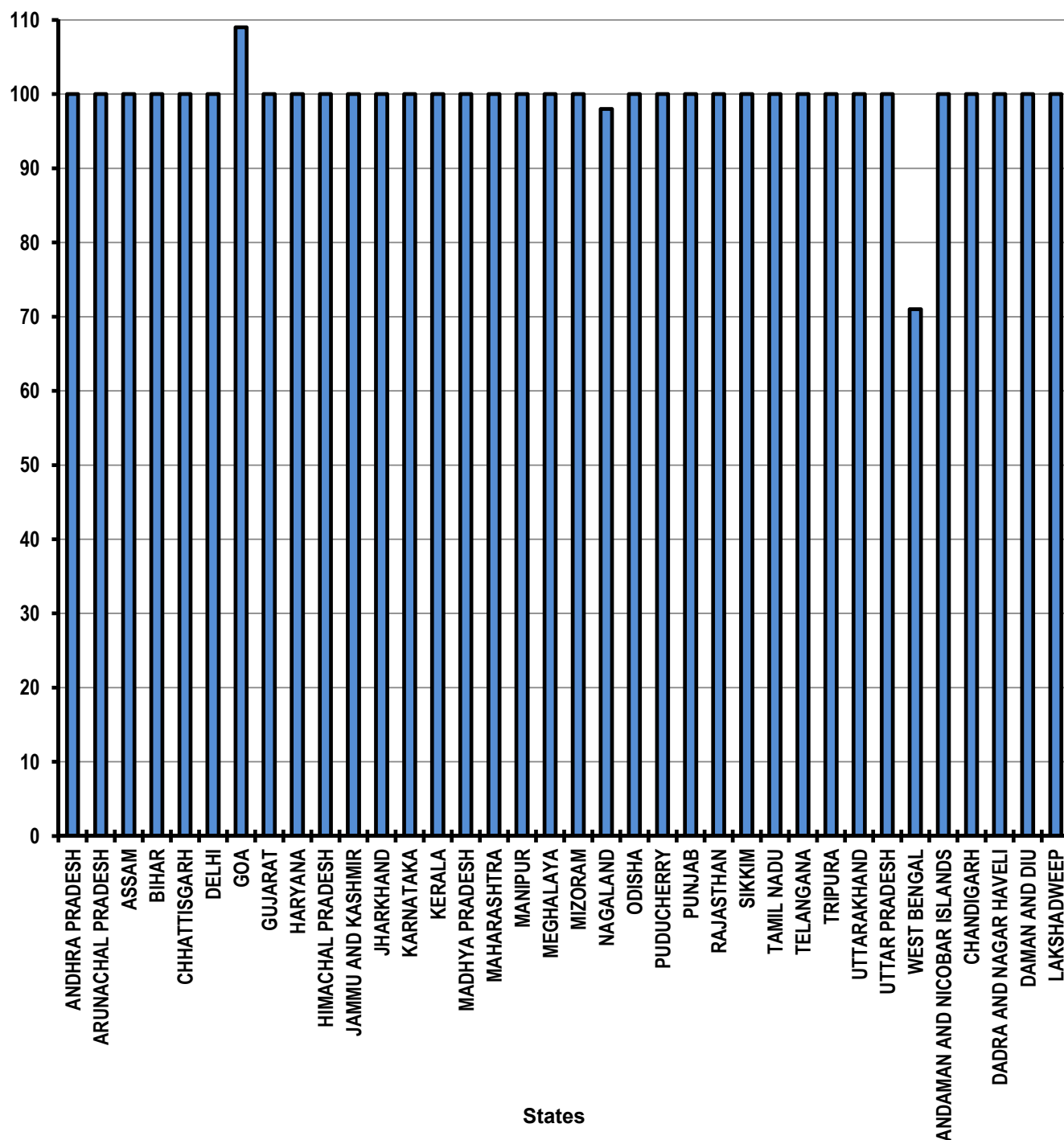


Table - 13
Functional Anganwadis
Anganwadis Functional (Cumulative)
(Unit: Number)

Sl. No.	State/UT Name	Target		Achievement April 2017- June 2017	Percent Achievement April 2017- June 2017
		2017-2018	April 2017- June 2017		
(1)	(2)	(3)	(4)	(5)	(5)/(4)
1	ANDHRA PRADESH	55,607	55,607	55,605	100
2	ARUNACHAL PRADESH	6,225	6,225	6,225	100
3	ASSAM	62,153	62,153	62,153	100
4	BIHAR	1,15,009	1,15,009	91,677	80
5	CHHATTISGARH	52,474	52,474	50,058	95
6	DELHI	11,150	11,150	10,897	98
7	GOA	1,262	1,262	1,256	100
8	GUJARAT	53,029	53,029	53,029	100
9	HARYANA	25,962	25,962	25,962	100
10	HIMACHAL PRADESH	18,925	18,925	18,925	100
11	JAMMU AND KASHMIR	31,938	31,938	29,202	91
12	JHARKHAND	38,432	38,432	38,432	100
13	KARNATAKA	65,911	65,911	65,911	100
14	KERALA	33,318	33,318	33,115	99
15	MADHYA PRADESH	97,135	97,135	91,814	95
16	MAHARASHTRA	1,10,486	1,10,486	97,346	88
17	MANIPUR	11,510	11,510	11,510	100
18	MEGHALAYA	5,896	5,896	5,896	100
19	MIZORAM	2,244	2,244	2,244	100
20	NAGALAND	3,980	3,980	3,455	87
21	ODISHA	74,154	74,154	72,587	98
22	PUDUCHERRY	855	855	788	92
23	PUNJAB	27,314	27,314	26,813	98
24	RAJASTHAN	62,010	62,010	60,793	98
25	SIKKIM	1,308	1,308	1,296	99
26	TAMIL NADU	54,439	54,439	54,439	100
27	TELANGANA	35,700	35,700	35,608	100
28	TRIPURA	10,145	10,145	10,145	100
29	UTTARAKHAND	20,067	20,067	19,693	98
30	UTTAR PRADESH	1,90,145	1,90,145	1,87,434	99
31	WEST BENGAL	1,19,481	1,19,481	89,568	75
32	ANDAMAN AND NICOBAR ISLANDS	720	720	720	100
33	CHANDIGARH	500	500	500	100
34	DADRA AND NAGAR HAVELI	302	302	233	77
35	DAMAN AND DIU	107	107	102	95
36	LAKSHADWEEP	107	107	107	100
Grand Total		14,00,000	14,00,000	13,15,538	94

Very Good:(90% or above of targets)

ANDHRA PRADESH, ARUNACHAL PRADESH, ASSAM, CHHATTISGARH, DELHI, GOA, GUJARAT, HARYANA, HIMACHAL PRADESH, JAMMU AND KASHMIR, JHARKHAND, KARNATAKA, KERALA, MADHYA PRADESH, MANIPUR, MEGHALAYA, MIZORAM, ODISHA, PUDUCHERRY, PUNJAB, RAJASTHAN, SIKKIM, TAMIL NADU, TELANGANA, TRIPURA, UTTARAKHAND, UTTAR PRADESH, ANDAMAN AND NICOBAR ISLANDS, CHANDIGARH, DAMAN AND DIU, LAKSHADWEEP

Good:(Between 80% to 90% targets)

BIHAR, MAHARASHTRA, NAGALAND

Poor:(Below 80% of targets)

WEST BENGAL, DADRA AND NAGAR HAVELI

Functional Anganwadis (Cumulative)

% Achievement of Target
During April 2017 - June 2017

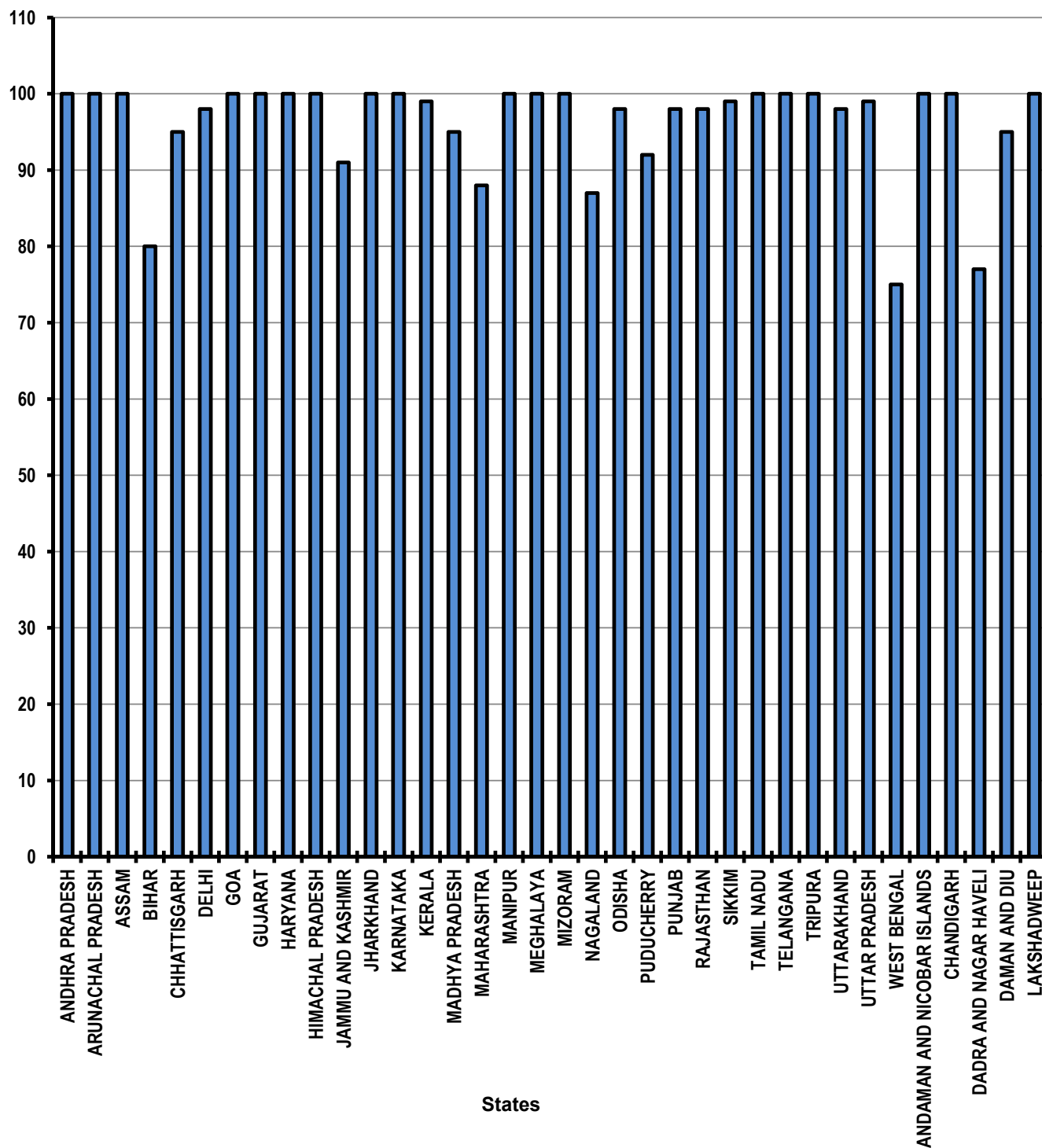


Table - 14

**No. of Urban poor families assisted under Seven Point Charter
(Unit: Number)**

		Poor Families assisted (Number)
Sl. State/UT No. Name		April 2017-June 2017
(1)	(2)	(3)
1	ANDHRA PRADESH	43,043
2	ARUNACHAL PRADESH	0
3	ASSAM	250
4	BIHAR	NA
5	CHHATTISGARH	0
6	DELHI	0
7	GOA	0
8	GUJARAT	3,896
9	HARYANA	0
10	HIMACHAL PRADESH	NR
11	JAMMU AND KASHMIR	35
12	JHARKHAND	907
13	KARNATAKA	980
14	KERALA	0
15	MADHYA PRADESH	0
16	MAHARASHTRA	6,552
17	MANIPUR	0
18	MEGHALAYA	129
19	MIZORAM	0
20	NAGALAND	0
21	ODISHA	282
22	PUDUCHERRY	0
23	PUNJAB	0
24	RAJASTHAN	857
25	SIKKIM	0
26	TAMIL NADU	1,635
27	TELANGANA	6,699
28	TRIPURA	0
29	UTTARAKHAND	0
30	UTTAR PRADESH	210
31	WEST BENGAL	36,216
32	ANDAMAN AND NICOBAR ISLANDS	0
33	CHANDIGARH	459
34	DADRA AND NAGAR HAVELI	0
35	DAMAN AND DIU	0
Grand Total		1,02,150

Note: NA Not Applicable

NR Not Reported

Table - 15(A)
Afforestation (Public and Forest Lands)
Area Covered under Plantation
(Unit: Hectares)

Sl. No.	State/UT Name	Target		Achievement April 2017- June 2017	Percent Achievement April 2017- June 2017
		2017-2018	April 2017- June 2017		
(1)	(2)	(3)	(4)	(5)	(5)/(4)
1	ANDHRA PRADESH	2,38,390	59,597	0	0
2	ARUNACHAL PRADESH	210	52	0	0
3	ASSAM	40	10	0	0
4	BIHAR	67,860	16,965	32	0
5	CHHATTISGARH	93,440	23,360	246	1
6	DELHI	1,270	317	0	0
7	GOA	175	43	0	0
8	GUJARAT	1,60,405	40,101	12,502	31
9	HARYANA	41,210	10,302	0	0
10	HIMACHAL PRADESH	15,000	3,750	0	0
11	JAMMU AND KASHMIR	9,340	2,335	0	0
12	JHARKHAND	5,370	1,342	0	0
13	KARNATAKA	68,275	17,068	35,449	208
14	KERALA	2,900	725	0	0
15	MADHYA PRADESH	50,230	12,557	0	0
16	MAHARASHTRA	1,20,315	30,078	0	0
17	MANIPUR	10,770	2,692	187	7
18	MEGHALAYA	7,170	1,792	0	0
19	MIZORAM	4,070	1,017	1,515	149
20	NAGALAND	1,050	262	0	0
21	ODISHA	1,62,410	40,602	67,370	166
22	PUDUCHERRY	65	16	23	144
23	PUNJAB	6,505	1,626	0	0
24	RAJASTHAN	42,000	10,500	1,979	19
25	SIKKIM	3,410	852	0	0
26	TAMIL NADU	61,865	15,466	796	5
27	TELANGANA	1,58,520	39,630	31,307	79
28	TRIPURA	11,675	2,918	0	0
29	UTTARAKHAND	18,785	4,696	4,759	101
30	UTTAR PRADESH	1,00,705	25,176	1,427	6
31	WEST BENGAL	7,490	1,872	0	0
32	ANDAMAN AND NICOBAR ISLANDS	1,205	301	713	237
33	CHANDIGARH	155	38	0	0
34	DADRA AND NAGAR HAVELI	215	53	0	0
35	DAMAN AND DIU	5	1	0	0
36	LAKSHADWEEP	10	2	0	0
Grand Total		14,72,510	3,68,114	1,58,305	43

Very Good:(90% or above of targets)

KARNATAKA, MIZORAM, ODISHA, PUDUCHERRY, UTTARAKHAND, ANDAMAN AND NICOBAR ISLANDS

Poor:(Below 80% of targets)

ANDHRA PRADESH, ARUNACHAL PRADESH, ASSAM, BIHAR, CHHATTISGARH, DELHI, GOA, GUJARAT, HARYANA, HIMACHAL PRADESH, JAMMU AND KASHMIR, JHARKHAND, KERALA, MADHYA PRADESH, MAHARASHTRA, MANIPUR, MEGHALAYA, NAGALAND, PUNJAB, RAJASTHAN, SIKKIM, TAMIL NADU, TELANGANA, TRIPURA, UTTAR PRADESH, WEST BENGAL, CHANDIGARH, DADRA AND NAGAR HAVELI, DAMAN AND DIU, LAKSHADWEEP

Afforestation (Public and Forest Lands)

Area Covered under Plantation

% Achievement of Target
During April 2017 - June 2017

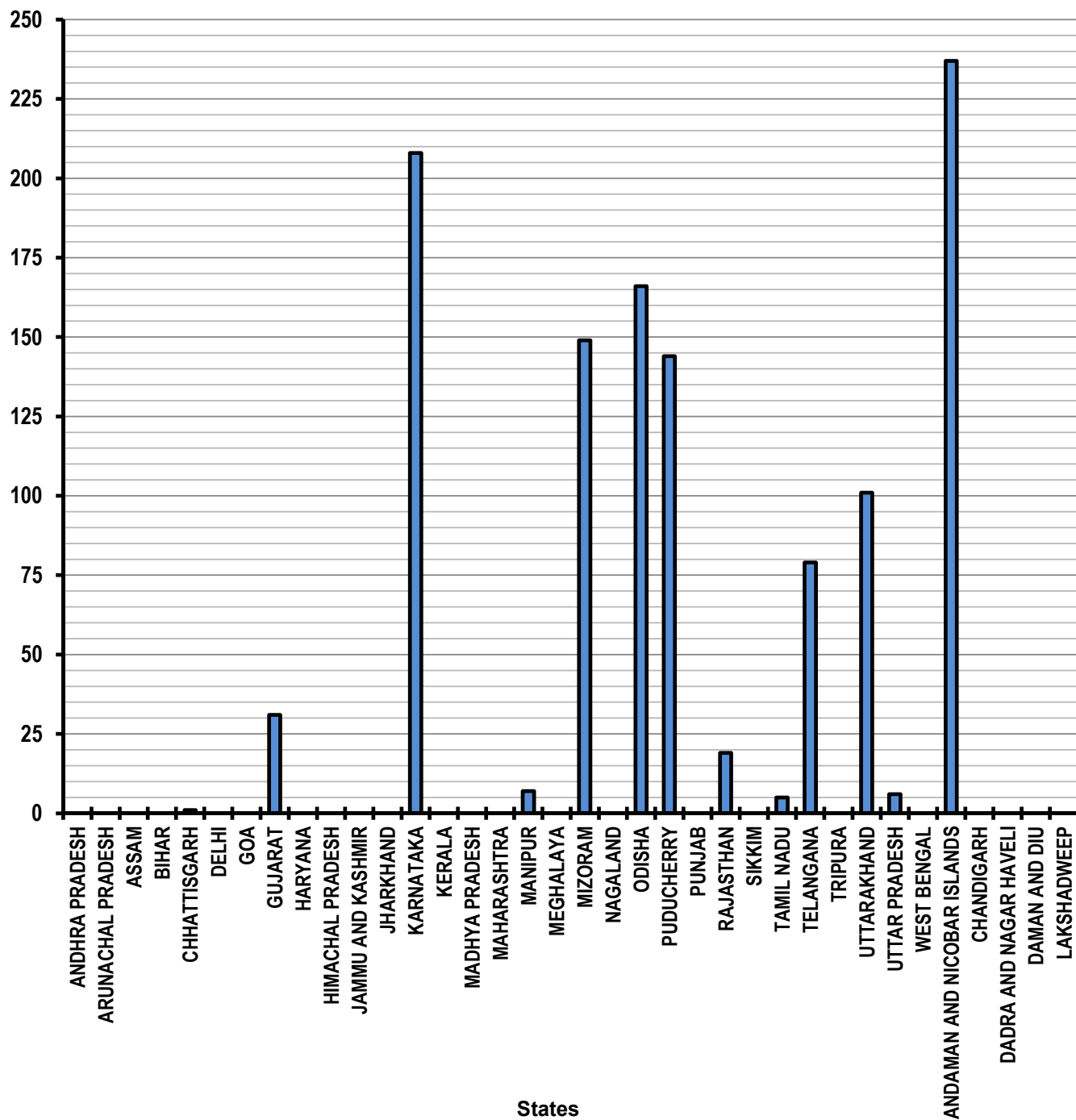


Table - 15(B)
Afforestation (Public and Forest Lands)
Seedlings planted
(Unit: Number)

Sl. No.	State/UT Name	Target		Achievement April 2017- June 2017	Percent Achievement April 2017- June 2017
		2017-2018	April 2017- June 2017		
(1)	(2)	(3)	(4)	(5)	(5)/(4)
1	ANDHRA PRADESH	15,49,54,000	3,87,38,000	0	0
2	ARUNACHAL PRADESH	1,37,000	34,000	0	0
3	ASSAM	26,000	6,000	0	0
4	BIHAR	4,41,09,000	1,10,27,000	20,500	0
5	CHHATTISGARH	6,07,36,000	1,51,84,000	3	0
6	DELHI	8,26,000	2,06,000	0	0
7	GOA	1,14,000	28,000	0	0
8	GUJARAT	10,42,63,000	2,60,65,000	81,26,000	31
9	HARYANA	2,67,87,000	66,96,000	0	0
10	HIMACHAL PRADESH	97,50,000	24,37,000	0	0
11	JAMMU AND KASHMIR	60,71,000	15,17,000	0	0
12	JHARKHAND	34,91,000	8,72,000	1,500	0
13	KARNATAKA	4,43,79,000	1,10,94,000	253	0
14	KERALA	18,85,000	4,71,000	0	0
15	MADHYA PRADESH	3,26,50,000	81,62,000	0	0
16	MAHARASHTRA	7,82,05,000	1,95,51,000	0	0
17	MANIPUR	70,01,000	17,50,000	3,19,105	18
18	MEGHALAYA	46,61,000	11,65,000	0	0
19	MIZORAM	26,46,000	6,61,000	9,616	1
20	NAGALAND	6,83,000	1,70,000	0	0
21	ODISHA	10,55,67,000	2,63,91,000	0	0
22	PUDUCHERRY	42,000	10,000	15,355	154
23	PUNJAB	42,28,000	10,57,000	0	0
24	RAJASTHAN	2,73,00,000	68,25,000	42,457	1
25	SIKKIM	22,17,000	5,54,000	0	0
26	TAMIL NADU	4,02,12,000	1,00,53,000	11,11,912	11
27	TELANGANA	10,30,38,000	2,57,59,000	2,33,90,000	91
28	TRIPURA	75,89,000	18,97,000	0	0
29	UTTARAKHAND	1,22,10,000	30,52,000	46,06,000	151
30	UTTAR PRADESH	6,54,58,000	1,63,64,000	17,68,363	11
31	WEST BENGAL	48,69,000	12,17,000	0	0
32	ANDAMAN AND NICOBAR ISLANDS	7,83,000	1,95,000	1,62,372	83
33	CHANDIGARH	1,01,000	25,000	4,773	19
34	DADRA AND NAGAR HAVELI	1,40,000	35,000	0	0
35	DAMAN AND DIU	3,000	-	587	-
36	LAKSHADWEEP	7,000	1,000	0	0
Grand Total		95,71,38,000	23,92,69,000	3,95,78,796	17

Very Good:(90% or above of targets)

PUDUCHERRY, TELANGANA, UTTARAKHAND

Good:(Between 80% to 90% targets)

ANDAMAN AND NICOBAR ISLANDS

Poor:(Below 80% of targets)

ANDHRA PRADESH, ARUNACHAL PRADESH, ASSAM, BIHAR, CHHATTISGARH, DELHI, GOA, GUJARAT, HARYANA, HIMACHAL PRADESH, JAMMU AND KASHMIR, JHARKHAND, KARNATAKA, KERALA, MADHYA PRADESH, MAHARASHTRA, MANIPUR, MEGHALAYA, MIZORAM, NAGALAND, ODISHA, PUNJAB, RAJASTHAN, SIKKIM, TAMIL NADU, TRIPURA, UTTAR PRADESH, WEST BENGAL, CHANDIGARH, DADRA AND NAGAR HAVELI, LAKSHADWEEP

Afforestation (Public and Forest Lands)

Seedlings planted

% Achievement of Target
During April 2017 - June 2017

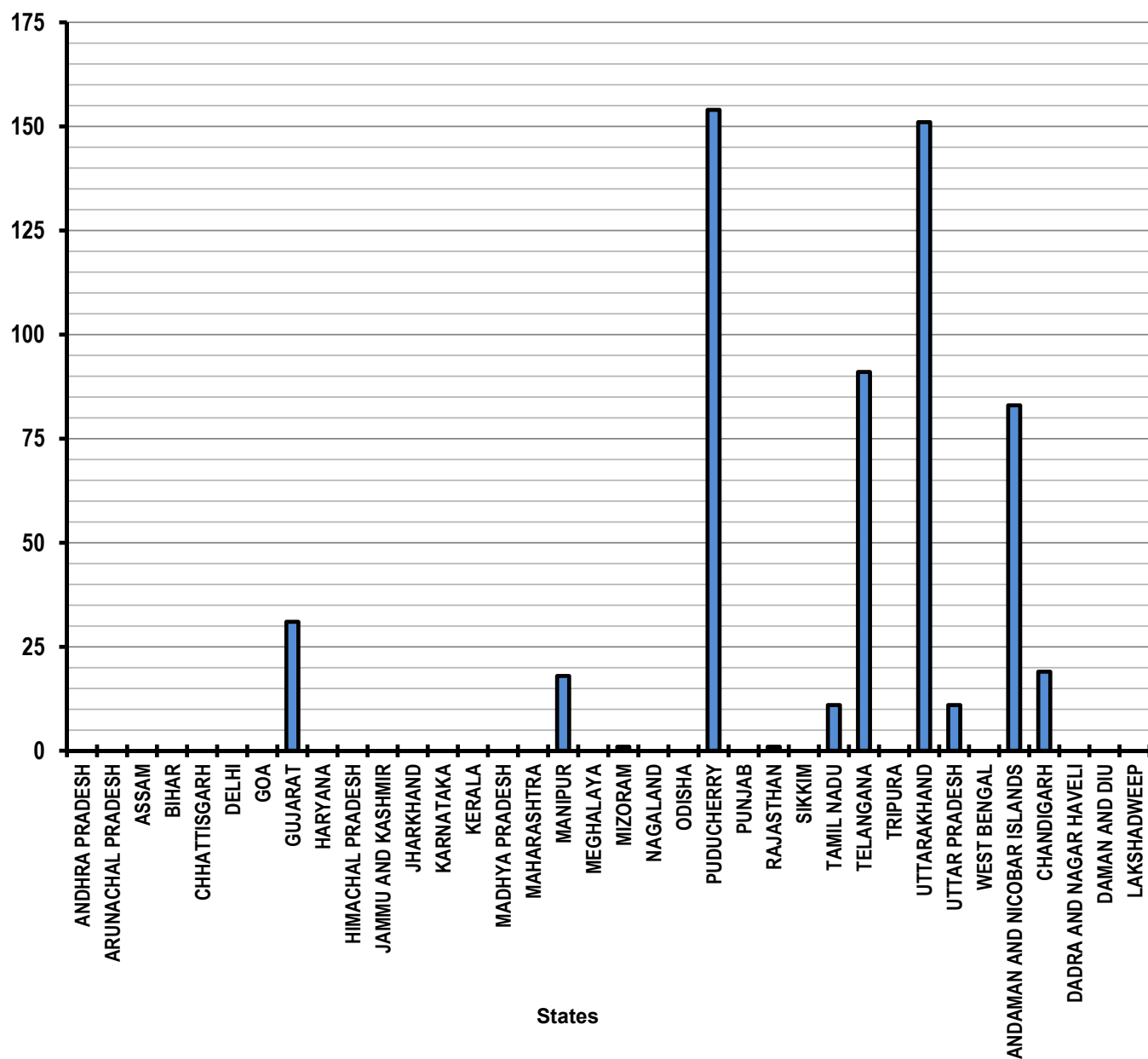


Table - 16
Rural roads - PMGSY
Length of road constructed
(Unit: Kilometer)

Sl. No.	State/UT Name	Target		Achievement @	Percent
		2017-2018	April 2017- June 2017	April 2017- June 2017	Achievement April 2017- June 2017
(1)	(2)	(3)	(4)	(5)	(5)/(4)
1	ANDHRA PRADESH	500	125	34	27
2	ARUNACHAL PRADESH	1,200	300	437	146
3	ASSAM	2,000	500	164	33
4	BIHAR	7,000	1,750	1,196	68
5	CHHATTISGARH	2,000	500	177	35
6	GOA	-	-	0	-
7	GUJARAT	50	12	7	58
8	HARYANA	50	12	27	225
9	HIMACHAL PRADESH	1,700	425	293	69
10	JAMMU AND KASHMIR	1,800	450	272	60
11	JHARKHAND	5,000	1,250	960	77
12	KARNATAKA	66	16	31	194
13	KERALA	534	133	76	57
14	MADHYA PRADESH	6,200	1,550	1,648	106
15	MAHARASHTRA	1,400	350	153	44
16	MANIPUR	1,000	250	72	29
17	MEGHALAYA	450	112	40	36
18	MIZORAM	500	125	20	16
19	NAGALAND	50	12	42	350
20	ODISHA	7,000	1,750	1,423	81
21	PUNJAB	950	237	537	227
22	RAJASTHAN	3,800	950	1,155	122
23	SIKKIM	400	100	76	76
24	TAMIL NADU	1,500	375	392	105
25	TELANGANA	500	125	117	94
26	TRIPURA	650	162	148	91
27	UTTARAKHAND	2,000	500	338	68
28	UTTAR PRADESH	5,200	1,300	475	37
29	WEST BENGAL	3,500	875	388	44
30	ANDAMAN AND NICOBAR ISLANDS	-	-	1	-
Grand Total		57,000	14,246	10,699	75

Very Good:(90% or above of targets)

ARUNACHAL PRADESH, HARYANA, KARNATAKA, MADHYA PRADESH, NAGALAND, PUNJAB, RAJASTHAN, TAMIL NADU, TELANGANA, TRIPURA

Good:(Between 80% to 90% targets)

ODISHA

Poor:(Below 80% of targets)

ANDHRA PRADESH, ASSAM, BIHAR, CHHATTISGARH, GUJARAT, HIMACHAL PRADESH, JAMMU AND KASHMIR, JHARKHAND, KERALA, MAHARASHTRA, MANIPUR, MEGHALAYA, MIZORAM, SIKKIM, UTTARAKHAND, UTTAR PRADESH, WEST BENGAL

Note: @ Figures received from M/o Rural Development have been considered

Rural Roads - PMGSY

Length of Road Constructed

% Achievement of Target
During April 2017 - June 2017

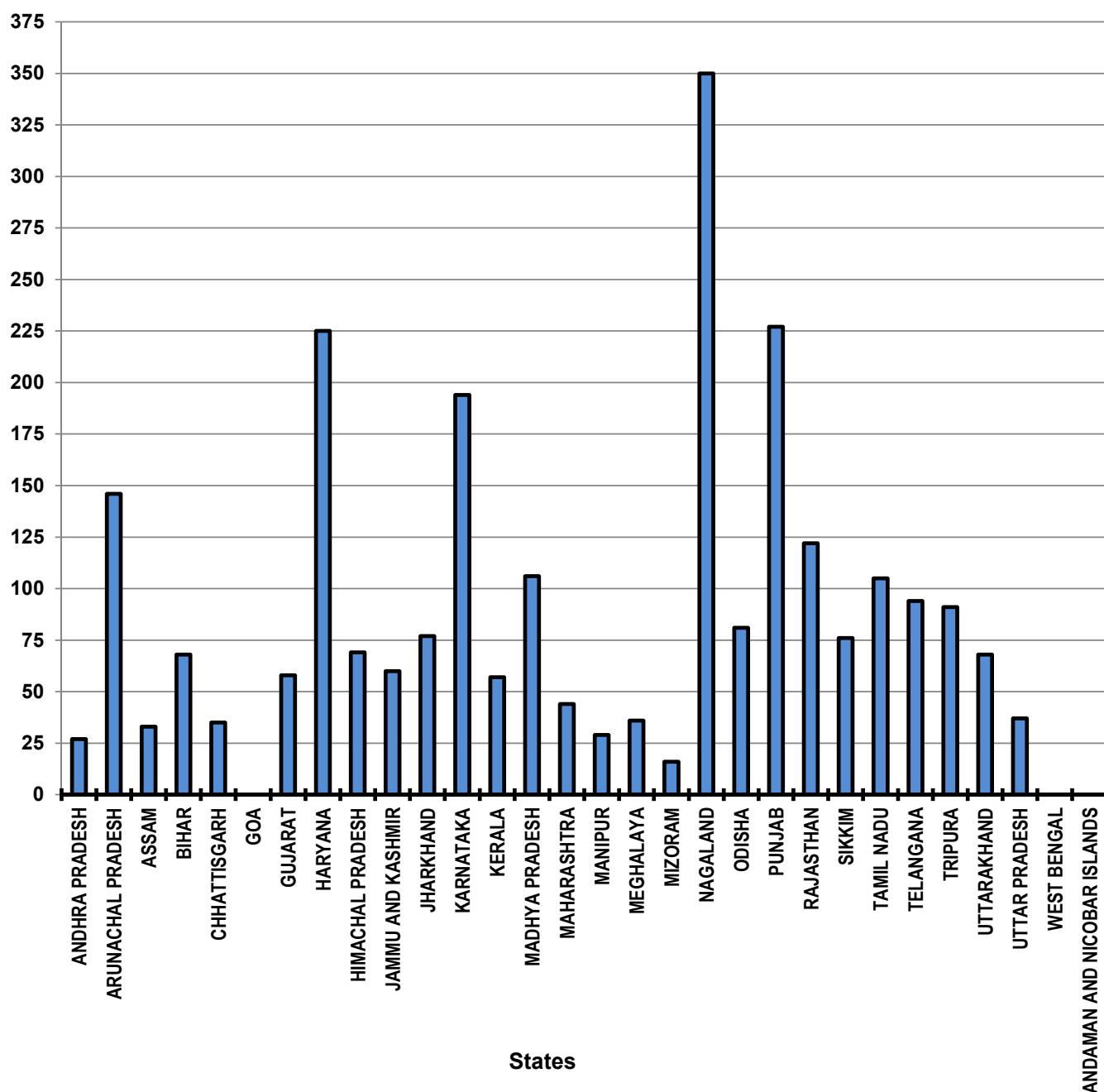


Table - 17

Deendyal Upadhyaya Gram Jyoti Yojana (DDUGJY)
Villages electrified
(Unit: Number)

Sl. No.	State/UT Name	Target		Achievement @ April 2017-June 2017	Percent Achievement April 2017-June 2017
		2017-2018	April 2017-June 2017		
(1)	(2)	(3)	(4)	(5)	(5)/(4)
1	ARUNACHAL PRADESH	1,229	148	17	11
2	ASSAM	628	75	132	176
3	BIHAR	437	53	97	183
4	CHHATTISGARH	381	46	101	220
5	JAMMU AND KASHMIR	102	12	NR	-
6	JHARKHAND	617	74	134	181
7	KARNATAKA	25	3	14	467
8	MADHYA PRADESH	52	6	5	83
9	MANIPUR	80	10	14	140
10	MEGHALAYA	230	28	52	186
11	MIZORAM	18	2	2	100
12	NAGALAND	4	-	2	-
13	ODISHA	616	74	169	228
14	RAJASTHAN	1	-	0	-
15	UTTARAKHAND	58	7	6	86
16	UTTAR PRADESH	9	1	3	300
17	WEST BENGAL	5	1	1	100
Grand Total		4,492	540	749	139

Very Good:(90% or above of targets)

ASSAM, BIHAR, CHHATTISGARH, JHARKHAND, KARNATAKA, MANIPUR, MEGHALAYA, MIZORAM, ODISHA, UTTAR PRADESH, WEST BENGAL

Good:(Between 80% to 90% targets)

MADHYA PRADESH, UTTARAKHAND

Poor:(Below 80% of targets)

ARUNACHAL PRADESH

Note: @ Figures received from M/o Power have been considered

NR Not Reported

Deendayal Upadhyaya Gram Jyoti Yojana-DDUGJY
Villages electrified
% Achievement of Target
During April 2017 - June 2017

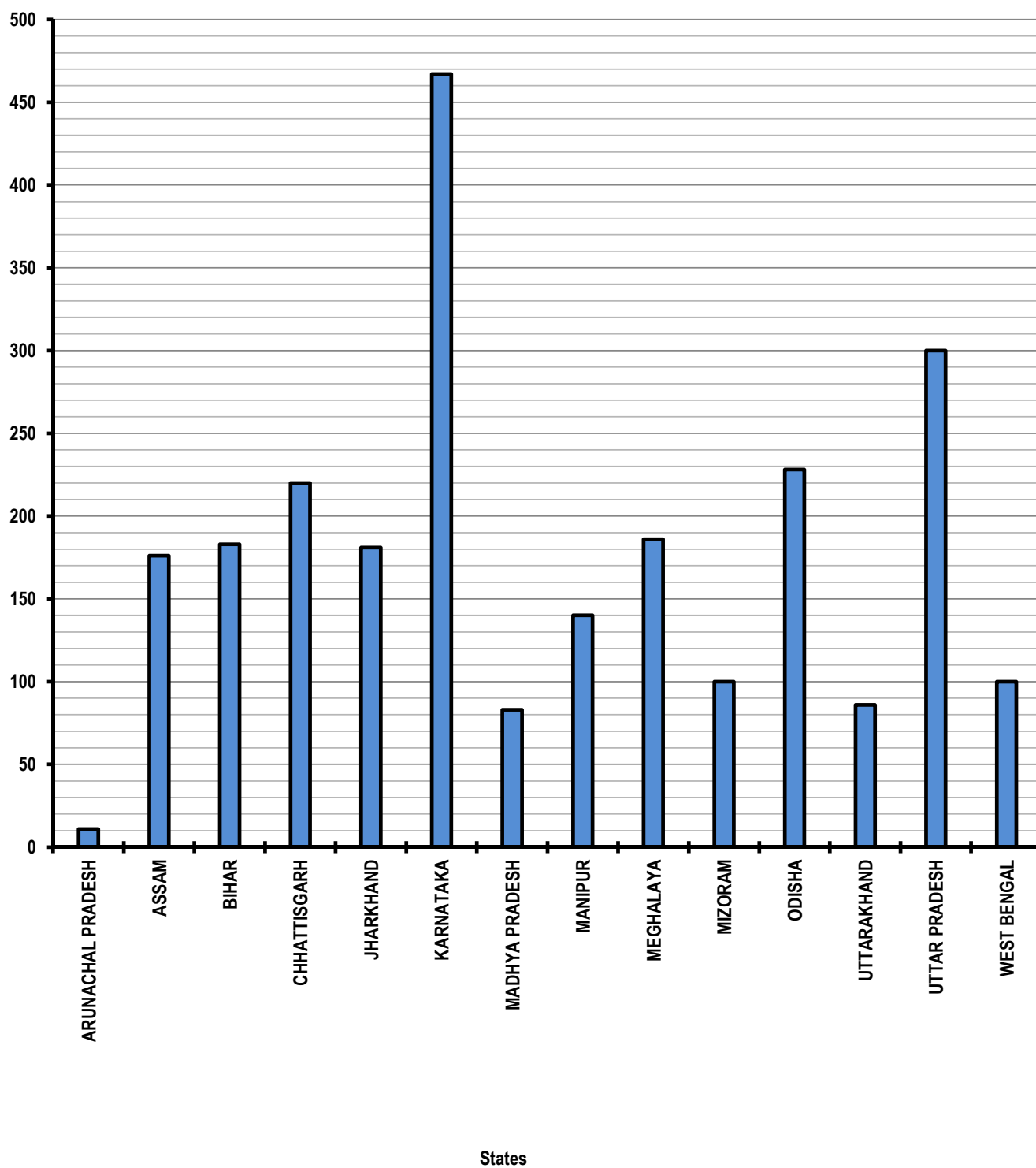


Table - 18
Energising pump sets
Pumps sets energized
(Unit: Number)

Sl. No.	State/UT Name	Target +		Achievement April 2017- June 2017	Percent Achievement April 2017- June 2017
		2017-2018	April 2017- June 2017		
(1)	(2)	(3)	(4)	(5)	(5)/(4)
1	ANDHRA PRADESH	24,852	6,213	22,844	368
2	BIHAR	2,764	691	0	0
3	CHHATTISGARH	21,000	3,000	2,224	74
4	GOA	200	60	51	85
5	GUJARAT	44,500	11,125	22,309	201
6	HARYANA	8,800	2,199	0	0
7	HIMACHAL PRADESH	1,014	253	535	211
8	JHARKHAND	22,000	5,500	1,098	20
9	KARNATAKA	38,602	9,649	20,375	211
10	KERALA	12,000	3,000	0	0
11	MADHYA PRADESH	17,237	4,309	0	0
12	MAHARASHTRA	-	-	27,176	-
13	MEGHALAYA	30	6	0	0
14	ODISHA	1,190	297	2,698	908
15	PUDUCHERRY	35	8	10	125
16	PUNJAB	1,50,000	37,500	7,838	21
17	RAJASTHAN	30,000	7,500	5,821	78
18	TAMIL NADU	10,000	1,000	2,148	215
19	TELANGANA	25,148	6,285	29,578	471
20	UTTARAKHAND	700	174	347	199
21	UTTAR PRADESH	22,058	5,514	4,496	82
22	WEST BENGAL	422	105	397	378
23	DADRA AND NAGAR HAVELI	20	3	0	0
24	DAMAN AND DIU	25	6	6	100
Grand Total		4,32,597	1,04,397	1,49,951	144

Very Good:(90% or above of targets)

ANDHRA PRADESH, GUJARAT, HIMACHAL PRADESH, KARNATAKA, ODISHA, PUDUCHERRY, TAMIL NADU, TELANGANA, UTTARAKHAND, WEST BENGAL, DAMAN AND DIU

Good:(Between 80% to 90% targets)

GOA, UTTAR PRADESH

Poor:(Below 80% of targets)

BIHAR, CHHATTISGARH, HARYANA, JHARKHAND, KERALA, MADHYA PRADESH, MEGHALAYA, PUNJAB, RAJASTHAN, DADRA AND NAGAR HAVELI

Note: + Targets for the Year 2016-17 has been repeated for States/UTs other than Gujarat and Tamil Nadu

Energising Pump sets

Pumps sets energized

% Achievement of Target

During April 2017 - June 2017

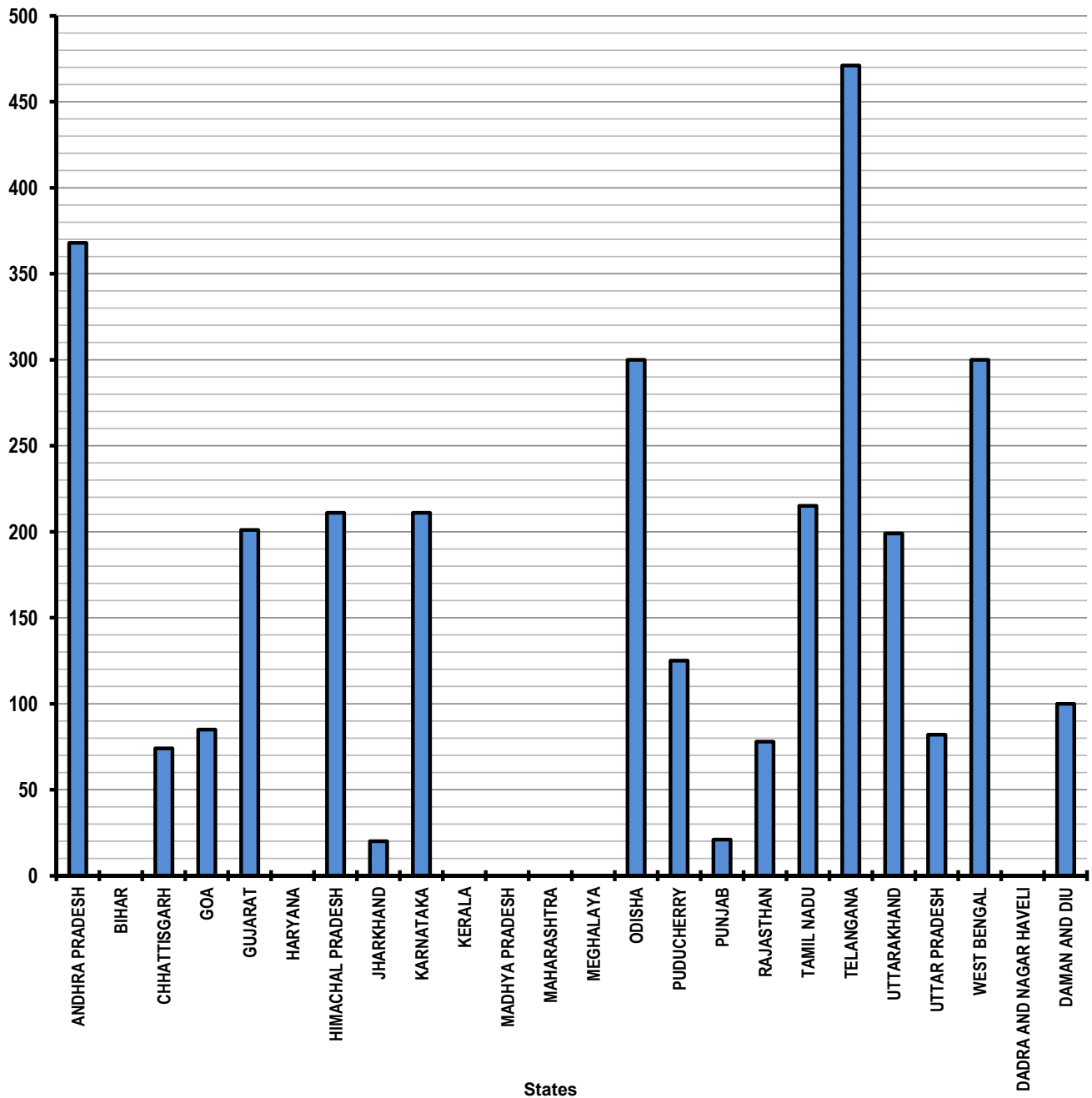


Table - 19
Supply of Electricity

Sl. No.	State/UT Name	Electricity demanded (Million Units) April 2017- June 2017	Electricity supplied (Million Units) April 2017- June 2017	Shortage observed (Million Units) April 2017- June 2017	Percentage of Electricity Supplied
(1)	(2)	(3)	(4)	(5)	(6)
1	ANDHRA PRADESH	14,391	14,383	8	100
2	ARUNACHAL PRADESH	186	183	3	98
3	ASSAM	2,236	2,119	117	95
4	BIHAR	6,870	6,626	244	96
5	CHHATTISGARH	6,748	6,748	0	100
6	DELHI	9,344	9,336	8	100
7	GOA	1,042	1,042	0	100
8	GUJARAT	29,192	29,192	0	100
9	HARYANA	12,874	12,874	0	100
10	HIMACHAL PRADESH	2,326	2,317	9	100
11	JAMMU AND KASHMIR	4,597	3,669	928	80
12	JHARKHAND	1,968	1,962	6	100
13	KARNATAKA	16,642	16,636	6	100
14	KERALA	6,436	6,429	7	100
15	MADHYA PRADESH	15,610	15,610	0	100
16	MAHARASHTRA	40,014	39,963	51	100
17	MANIPUR	185	181	4	98
18	MEGHALAYA	377	377	0	100
19	MIZORAM	124	121	3	98
20	NAGALAND	198	195	3	98
21	ODISHA	7,344	7,343	1	100
22	PUDUCHERRY	714	713	1	100
23	PUNJAB	13,986	13,986	0	100
24	RAJASTHAN	16,836	16,729	107	99
25	SIKKIM	109	109	0	100
26	TAMIL NADU	28,042	28,033	9	100
27	TELANGANA	13,307	13,303	4	100
28	TRIPURA	742	730	12	98
29	UTTARAKHAND	3,500	3,493	7	100
30	UTTAR PRADESH	31,930	31,563	367	99
31	WEST BENGAL	14,300	14,230	70	100
32	ANDAMAN AND NICOBAR ISLANDS	69	57	12	83
33	CHANDIGARH	486	478	8	98
34	DADRA AND NAGAR HAVELI	1,526	1,526	0	100
35	DAMAN AND DIU	630	630	0	100
36	LAKSHADWEEP	12	12	0	100
Grand Total		3,04,893	3,02,898	1,995	99

Very Good:(90% or above of targets)

ANDHRA PRADESH, ARUNACHAL PRADESH, ASSAM, BIHAR, CHHATTISGARH, DELHI, GOA, GUJARAT, HARYANA, HIMACHAL PRADESH, JHARKHAND, KARNATAKA, KERALA, MADHYA PRADESH, MAHARASHTRA, MANIPUR, MEGHALAYA, MIZORAM, NAGALAND, ODISHA, PUDUCHERRY, PUNJAB, RAJASTHAN, SIKKIM, TAMIL NADU, TELANGANA, TRIPURA, UTTARAKHAND, UTTAR PRADESH, WEST BENGAL, CHANDIGARH, DADRA AND NAGAR HAVELI, DAMAN AND DIU, LAKSHADWEEP

Good:(Between 80% to 90% targets)

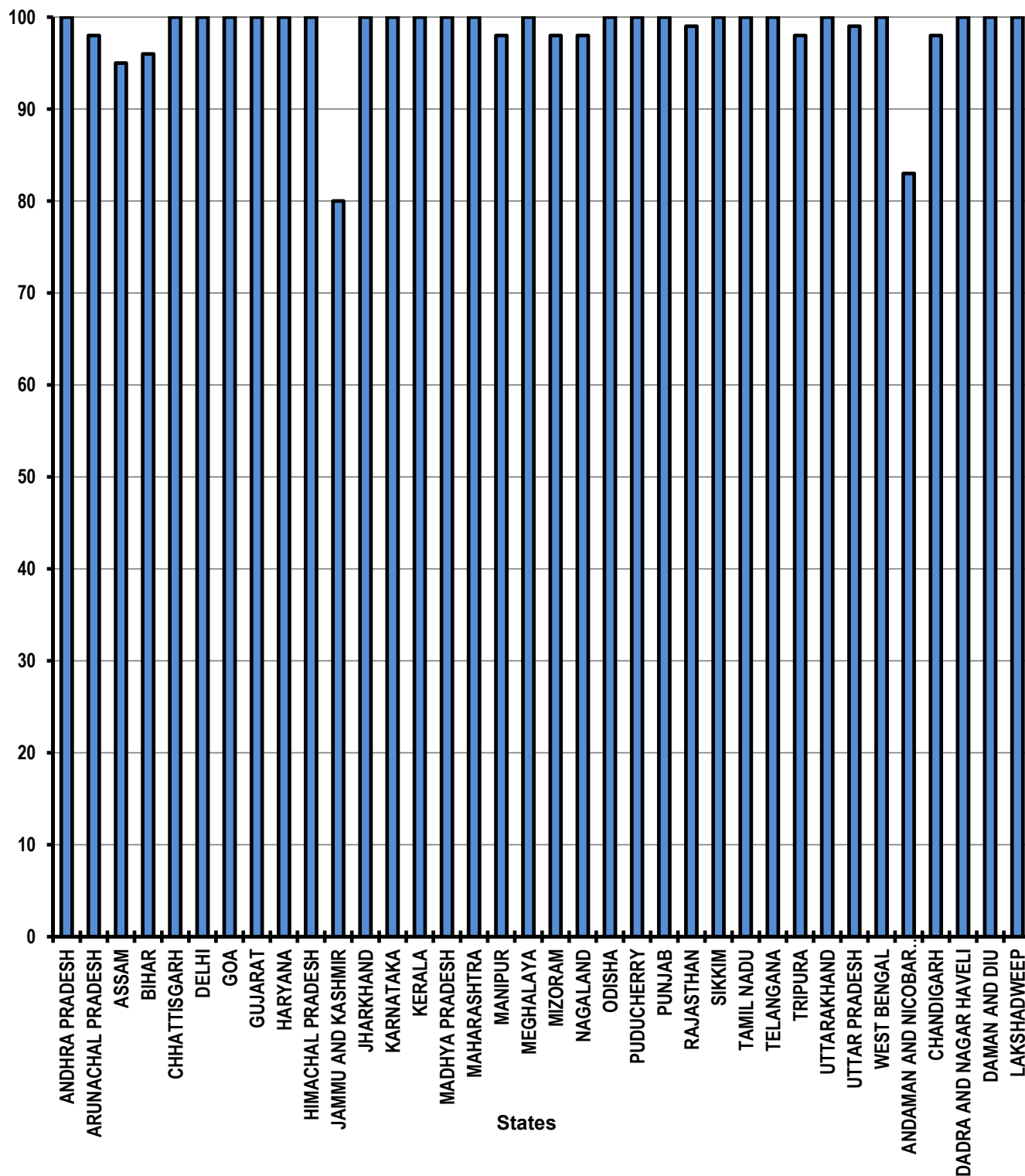
JAMMU AND KASHMIR, ANDAMAN AND NICOBAR ISLANDS

Supply of Electricity

Electricity supplied

% Achievement of Target

During April 2017 - March 2017



Twenty Point Programme – 2006

List of Twenty Points

- | | |
|---|--|
| 1. गरीबी हटाओ | [Poverty Eradication] |
| 2. जनशक्ति | [Power to People] |
| 3. किसान मित्र | [Support to Farmers] |
| 4. श्रमिक कल्याण | [Labour Welfare] |
| 5. खाद्य सुरक्षा | [Food Security] |
| 6. सबके लिए आवास | [Housing for All] |
| 7. शुद्ध पेयजल | [Clean Drinking Water] |
| 8. जन-जन का स्वास्थ्य | [Health for All] |
| 9. सबके लिए शिक्षा | [Education for All] |
| 10. अनुसूचित जाति, जनजाति, अल्पसंख्यक एवं अन्य पिछड़ा वर्ग कल्याण | [Welfare of Scheduled Castes, Scheduled Tribes, Minorities and OBCs] |
| 11. महिला कल्याण | [Women Welfare] |
| 12. बाल कल्याण | [Child Welfare] |
| 13. युवा विकास | [Youth Development] |
| 14. बस्ती सुधार | [Improvement of Slums] |
| 15. पर्यावरण संरक्षण एवं वनवृद्धि | [Environment Protection and Afforestation] |
| 16. सामाजिक सुरक्षा | [Social Security] |
| 17. ग्रामीण सड़क | [Rural Roads] |
| 18. ग्रामीण ऊर्जा | [Energization of Rural Area] |
| 19. पिछड़ा क्षेत्र विकास | [Development of Backward Areas] |
| 20. ई-शासन | [IT enabled e-Governance] |

LIST OF ITEMS COVERED UNDER (TPP) - 2006

Point No.	Item No.	Name of the Points/Items
I.		गरीबी हटाओ [Poverty Eradication]
		Rural Areas
	1.	Employment generation under the <i>Mahatma Gandhi National Rural Employment Guarantee Act (MGNREGA)</i>
	2.	National Rural Livelihood Mission (NRLM)
	3.	Rural Business Hubs in Partnership with Panchayats
	4.	Self Help Groups
		Urban Areas
	5.	Swaran Jayanti Shahari Rojgar Yojana
II.		जनशक्ति (Power to People)
	6.	Local Self Government (Panchayati Raj and Urban Local Bodies) - Activity Mapping for devolution of functions - Budget Flow of Funds - Assignment of Functionaries
	7.	Quick and Inexpensive Justice – Gram Nyayalayas and Nyaya Panchayats.
	8.	District Planning Committees.
III.		किसान मित्र [Support to Farmers]
	9.	Water shed development
	10.	Marketing and infrastructural support to farmers
	11.	Irrigation facilities (including minor and micro irrigation) for agriculture
	12.	Credit to farmers
	13.	Distribution of waste land to the landless
IV.		श्रमिक कल्याण [Labour Welfare]
	14.	Social Security for Agricultural and Unorganised Labour
	15.	Minimum Wages Enforcement (including Farm Labour)
	16.	Prevention of Child Labour
	17.	Welfare of Women Labour
V.		खाद्य सुरक्षा [Food Security]
	18.	Food Security: (i) Targeted Public Distribution System (TPDS)/ National Food Security Act (NFSA) (ii) Antyodaya Anna Yojana, (iii) Establishing Grain banks in chronically food scarcity areas
VI.		सबके लिए आवास [Housing for All]
	19	Rural Housing - Pradhan Mantri Awaas Yojana - Grameen
	20.	EWS/LIG Houses in Urban Areas

Contd.....

Point No.	Item No.	Name of the Points/Items
VII.		शुद्ध पेयजल [Clean Drinking Water]
	21.	Rural Areas. - National Rural Drinking Water Programme-(<i>NRDWP</i>)
	22.	Urban Areas: - Accelerated Urban Water Supply Programme
VIII.		जन-जन का स्वास्थ्य [Health for All]
	23.	Control and prevention of major diseases: (a) HIV/AIDS (b) TB (c) Malaria (d) Leprosy (e) Blindness
	24.	National Rural Health Mission
	25.	Immunisation of Children
	26.	Sanitation Programme in - Rural Areas - Urban areas
	27.	Institutional Delivery
	28.	Prevention of Female Foeticide
	29.	Supplementary nutrition for Mothers and Children
	30.	Two Child norms
IX.		सबके लिए शिक्षा [Education for All]
	31.	Sarv Shiksha Abhiyan - Compulsory Elementary Education
	32.	Mid Day Meal Scheme
X.		अनुसूचित जाति, जनजाति, अल्पसंख्यक एवं अन्य पिछड़ा वर्ग कल्याण [Welfare of Scheduled Castes, Scheduled Tribes, Minorities and OBCs]
	33.	SC Families assisted (a) SC families assisted under SCA to SCSP & NSFDC (b) SC students assisted under post matric scholarship
	34.	Rehabilitation of Scavengers
	35.	ST Families assisted
	36.	Rights of Forest dwellers – Owners of minor forest produce
	37.	Particularly Vulnerable Tribal Groups (PTGs)
	38.	No alienation of Tribal lands
	39.	Implementation of Panchayats (Extension to Scheduled Areas) Act [PESA]
	40.	Welfare of minorities
	41.	Professional education among all minority communities
	42.	Reservation of OBCs in - Education - Employment
XI.		महिला कल्याण [Women Welfare]
	43.	Financial Assistance for Women Welfare
	44.	Improved participation of women in (a) Panchayats (b) Municipalities (c) State Legislatures (d) Parliament

Contd

.....

Point No.	Item No.	Name of the Points/Items
XII.		बाल कल्याण [Child Welfare]
	45.	Universalisation of ICDS Scheme
	46.	Functional Anganwadis
XIII.		युवा विकास [Youth Development]
	47.	Sports for all in Rural and Urban areas
	48.	Rashtriya Sadbhavana Yojana
	49.	National Service Scheme (NSS)
XIV.		बस्ती सुधार [Improvement of Slums]
	50.	Number of Urban poor families assisted under seven point charter viz. land tenure, housing at affordable cost, water, sanitation, health, education, and social security.
XV.		पर्यावरण संरक्षण एवं वनवृद्धि [Environment Protection and Afforestation]
	51.	Afforestation (a) Area Covered under Plantation on - Public and Forest Lands (b) Number of Seedlings planted on -Public and Forest Lands
	52.	Prevention of pollution of Rivers and water bodies
	53.	Solid and liquid waste management in - Rural Areas - Urban Areas
XVI.		सामाजिक सुरक्षा [Social Security]
	54.	Rehabilitation of handicapped and orphans.
	55.	Welfare of the aged
XVII.		ग्रामीण सड़क [Rural Roads]
	56.	Rural Roads - PMGSY
XVIII.		ग्रामीण ऊर्जा [Energization of Rural Area]
	57.	Bio-diesel Production
	58.	Deendayal Upadhyaya Gram Jyoti Yojana
	59.	Renewable Energy
	60.	Energising Pump sets
	61.	Supply of Electricity
	62.	Supply of Kerosene and LPG
XIX.		पिछड़ा क्षेत्र विकास [Development of Backward Areas]
	63.	Backward Regions Grants Fund (BRGF)
XX.		ई-शासन [IT enabled e-Governance]
	64.	Central and State Governments
	65.	Panchayats and Municipalities

Twenty Point Programme – 2006

Quarterly Monitored Items

1. Employment Generation under *Mahatma Gandhi National Rural Employment Guarantee Scheme (MGNREGA)*
2. National Rural Livelihoods Mission (NRLM)
3. Distribution of Wasteland to landless
4. Minimum Wages Enforcement (including Farm Labour)
5. *Food Security*
6. Rural Housing under Pradhan Mantri Awaas Yojana-Grameen (PMAY-G)
7. EWS/LIG Houses in Urban Areas
8. *Rural Drinking Water Supply*- National Rural Drinking Water Programme- (NRDWP)
9. Sanitation Programme in Rural Areas
10. Institutional Delivery
11. SC Families assisted
12. Universalisation of ICDS Scheme
13. Functional Anganwadis
14. Number of Urban Poor Families assisted under Seven Point Charter viz. land tenure, housing at affordable cost, water, sanitation, health, education, and social security.
15. Afforestation
16. Rural Roads constructed under Pradhan Mantri Gram Sadak Yojana (PMGSY)
17. Village electrified under Deendayal Upadhyaya Gram Jyoti Yojana (DDUGJY)
18. Energising Pump sets
19. Supply of Electricity

Annexure-4

**STATUS OF RECEIPT OF TARGETS FOR QUARTERLY MONITORED ITEMS
UNDER TPP-2006**

Item No.	Name of the item	Parameter	Parameters/ indicators	Whether State-wise targets fixed by the concerned Administrative Ministries	Whether targets have been received	Nodal Ministry
1	Employment Generation under Mahatma Gandhi National Rural Employment Guarantee Scheme	-	(i) No. of job card issued (ii) Employment generated (iii) Wages given	Non-targetable indicator *	-	Ministry of Rural Development
2	National Rural Livelihood Mission (NRLM)	1 2 3	(i) Number of SHGs promoted (new and revived) during the financial year (ii) Number of SHGs provided Revolving Fund (RF) during the financial year (iii) Number of SHGs provided Community Investment Fund (CIF) during the financial year	Targets fixed & received from Administrative Ministry Targets fixed & received from Administrative Ministry Targets fixed & received from Administrative Ministry	Yes Yes Yes	Ministry of Rural Development
3	Distribution of Wasteland to the landless	-	Waste Land distributed (i) Total (ii) SC (iii) ST (iv) Others	Non-targetable indicator *	-	-do-
4	Minimum Wages Enforcement (including Farm Labour)	-	(a) Agriculture and Farm workers (i) Inspections made (ii) Irregularities detected (iii) Irregularities rectified (iv) Claims filed (v) Claims settled (vi) Prosecution cases pending (vii) Prosecution cases filed (viii) Prosecution cases decided (b) Others	Non-targetable indicator *	-	Ministry of Labour & Employment

Item No.	Name of the item	Parameter	Parameters/ indicators	Whether State-wise targets fixed by the concerned Administrative Ministries	Whether targets have been received	Nodal Ministry
5	Food Security:					
	(i) Targeted Public Distribution System (AAY+APL+BPL)	4	Allocation of Food Grains to States/UTs	Targets fixed & received from Administrative Ministry	Yes	Ministry of Consumer Affairs, Food & Public Distribution
	(ii) TPDS - Antyodaya Anna Yojana (AAY)	5	Allocation of Food Grains to States/UTs	Administrative Ministry fixes the targets.	No	-do-
	(iii) TPDS - Below Poverty Line (BPL)	6	Allocation of Food Grains to States/UTs	-do-	No	-do-
	(iv) National Food Security Act (NFSA) (Normal)	7	Allocation of Food Grains to States/UTs	Targets fixed & received from Administrative Ministry	Yes	-do-
	(v) National Food Security Act (NFSA) (Tide over)	8	Allocation of Food Grains to States/UTs	-do-	Yes	-do-
6	Rural Housing - Pradhan Mantri Awaas Yojana – Grameen (PMAY-G)	9	Houses constructed	Targets fixed & received from Administrative Ministry.	Yes	Ministry of Rural Development
7	EWS/LIG Houses in Urban Areas	10	Houses constructed	Administrative Ministry fixes the targets.	No	M/o Housing and Urban Poverty Alleviation
8	Water Supply I Rural Areas - <i>National Rural Drinking Water Programme</i> -(NRDWP)	11	(i) Partially Covered Habitations- (NRDWP)	Administrative Ministry fixes the targets.	No	Ministry of Drinking Water and Sanitation
		12	(ii) Coverage of Quality Affected Habitations – (NRDWP)	-do-	No	-do-
9	Sanitation Programme in Rural Areas	-	Individual Household latrines constructed	Non-targetable indicator *	-	Ministry of Drinking Water and Sanitation
10	Institutional Delivery	-	Delivery in Institutions	Non-targetable indicator *	-	Ministry of Health & Family Welfare

Item No.	Name of the item	Parameter	Parameters/ indicators	Whether State-wise targets fixed by the concerned Administrative Ministries	Whether targets have been received	Nodal Ministry
11	SC Families Assisted	13	(i) SC Families assisted under SCA to SCSP & NSFDC	Administrative Ministry fixes the targets.	No	M/o Social Justice and Empowerment
		-	(ii) SC Students assisted under Post Matric Scholarship	Non-targetable indicator *	-	
12	Universalisation of ICDS Scheme	14	ICDS Operational Blocks (Cumulative)	Targets fixed & received from Administrative Ministry	Yes	Ministry of Women and Child Development
13	Functional Anganwadis	15	Number of Functional Anganwadis (cumulative)	Targets fixed & received from Administrative Ministry	Yes	Ministry of Women and Child Development
14	Number of Urban poor families assisted under seven point charter viz. land tenure, housing at affordable cost, water, sanitation, health, education, and social security.	-	Poor Families assisted	Non-targetable indicator *	-	M/o Housing and Urban Poverty Alleviation
15	Afforestation: (a) Area Covered under Plantation on Public and Forest Lands (b) Number of Seedlings planted on -Public and Forest Lands	16	(a) Area Covered under Plantation on Public and Forest Lands	Targets fixed & received from Administrative Ministry	Yes	Ministry of Environment and Forest
		17	(b) Number of Seedlings	Targets fixed & received from Administrative Ministry	Yes	do
16	Rural Roads – PMGSY	18	Length of Road constructed	Targets received from Administrative Ministry.	Yes	Ministry of Rural Development
17	Village electrified under Deendayal Upadhyaya Gram Jyoti Yojana (DDUGJY)	19	Villages electrified	Targets fixed & received from Administrative Ministry	Yes	Ministry of Power

Item No.	Name of the item	Parameter	Parameters/ indicators	Whether State-wise targets fixed by the concerned Administrative Ministries	Whether targets have been received	Nodal Ministry
18	Energising Pump sets	20	Pumpsets Energised	Administrative Ministry has suggested the States/UTs to fix their own targets.	Received from States of Gujarat and Tamil Nadu. Previous year targets have been repeated for other States.	Ministry of Power
19	Supply of Electricity	21	Electricity demanded	Targets fixed & received from Administrative Ministry	Yes	-do-

** The items, where Administrative Ministries have not fixed State-wise targets, are not monitored for performance analysis. These items are normally demand driven and are accordingly monitored for actual achievements only.*

List of items where the concerned schemes are yet to be operationalised

- (i) ***Quick and inexpensive justice–Gram Nyayalayas and Nyaya Panchayats:***
Ministry of Panchayati Raj is consulting Central Ministries and States/UT Governments regarding draft bill on Nyaya Panchayats.

ABBREVIATIONS USED

AAY	Antyodaya Anna Yojana
NRDWP	National Rural Drinking Water Programme
EWS	Economically Weaker Section
PMAY-G	Pradhan Mantri Awaas Yojana – Grameen
ICDS	Integrated Child Development Scheme
EWS/LIG	Economically Weaker Section/Low Income Group
MWE	Minimum Wages Enforcement
NC	Not Covered
NREGS	National Rural Employment Guarantee Scheme
PC	Partially Covered
PMGSY	Pradhan Mantri Gram Sadak Yojana
SC	Scheduled Caste
DDUGJY	Deendayal Upadhyaya Gram Jyoti Yojana
NRLM	National Rural Livelihood Mission
SHG	Self Help Groups
TPDS	Targeted Public Distribution system
NFSA	National Food Security Act
NSFDC	National Scheduled Castes Finance & Development Corporation
NRLM	National Rural Livelihoods Mission