

TWENTY POINT PROGRAMME - 2006
PROGRESS REPORT
FOR THE PERIOD
APRIL 2017 – SEPTEMBER 2017



GOVERNMENT OF INDIA
MINISTRY OF STATISTICS AND PROGRAMME IMPLEMENTATION
SARDAR PATEL BHAWAN, SANSAD MARG,
NEW DELHI-110 001

Website: www.mospi.gov.in

CONTENT

| | | Page No. |
|-------------------------------------|--|----------|
| I. | Introduction | 1 |
| PART-I | | |
| Overall Performance Analysis | | |
| II. | Progress Report | 2 |
| III. | Highlights of Performance | 3 |
| Table - A | All India Performance | 7 |
| Table - B | State-wise Performance | 8 |
| Table - C | State -wise and Item-wise Performance | 14 |
| PART- II | | |
| Performance Tables | | |
| Table No. | Description of Item | |
| 1 | Employment Generation - MGNREG A | 23 |
| 2(A) | Number of SHGs promoted (new and revived) during the financial year (NRLM) | 24 |
| 2(B) | Number of SHGs provided Revolving Fund (RF) during the financial year (NRLM) | 26 |
| 2(C) | Number of SHGs provided Community Investment Fund (CIF) during the financial year (NRLM) | 28 |
| 3(A) | Distribution of Waste Land to the Landless | 30 |
| 3(B) | Waste Land distributed to SC, ST and others | 31 |
| 4(A) | Minimum Wages Enforcement (including Farm Labour) | 32 |
| | (i) Inspections made (ii) Irregularities detected | |
| | (iii) Irregularities rectified | |
| 4(B) | Minimum Wages Enforcement (including Farm Labour) | 33 |
| | (i) Claims Filed (ii) Claims Settled | |
| 4(C) | Minimum Wages Enforcement (including Farm Labour) | 34 |
| | (i) Prosecution cases pending (ii) Prosecution cases filed | |
| | (iii) Prosecution cases decided | |
| 5(A) | Food Security: Targeted Public Distribution System (TPDS) for AAY, APL & BPL | 35 |
| 5(D) | Food Security: NFSA for Normal | 37 |
| 5(E) | Food Security: NFSA for Tide Over | 39 |
| 6 | Rural Housing : Pradhan Mantri Awaas Yojana (PMAY-G) | 41 |
| 7 | EWS/LIG Houses in Urban Areas | 43 |
| 8 | National Rural Drinking Water Programme (NRDWP) | |
| 8(A) | Partially Covered Habitations | 45 |
| 8(B) | Coverage of Quality Affected Habitations | 47 |
| 9 | Sanitation Programme in Rural Areas | 49 |
| 10 | Institutional Delivery | 50 |
| 11(A) | SC Families assisted under SCA to SCSP & NSFDC | 51 |
| 11(B) | SC Students assisted under Post-Matric Scholarship | 53 |
| 12 | Universalization of ICDS Scheme | 54 |
| 13 | Functional Anganwadis | 56 |
| 14 | Number of Urban Poor Families assisted under Seven Point Charter | 58 |
| 15(A) | Afforestation- Area Covered under Plantation (Public and Forest Lands) | 59 |
| 15(B) | Afforestation: Seedlings Planted (Public and Forest Lands) | 61 |
| 16 | Rural Roads Constructed under (PMGSY) | 63 |
| 17 | Deendayal Upadhyaya Gram Jyoti Yojana (DDUGJY) | 65 |
| 18 | Energising Pump sets | 67 |
| 19 | Supply of Electricity | 69 |
| Annexures | | |
| Annexure - 1 | List of Twenty Points | 71 |
| Annexure - 2 | List of 65 items to be monitored under TPP-2006 | 72 |
| Annexure - 3 | List of Quarterly Monitored Items | 75 |
| Annexure - 4 | Status of receipt of targets for Quarterly Monitored Items | 76 |
| Annexure - 5 | List of items/parameters identified for appraisal | 80 |
| Annexure - 6 | Abbreviations used | 81 |

Twenty Point Programme – 2006

An Introduction

The Twenty Point Programme (TPP) was launched by the Government of India in the year 1975 and was restructured in 1982, 1986 and again in 2006. The restructured programme, known as Twenty Point Programme (TPP) – 2006, became operational with effect from 1st April 2007. The programme is meant to give a thrust to schemes relating to poverty alleviation, employment generation in rural areas, housing, education, health & family welfare, protection of environment and many other schemes having a bearing on the quality of life, especially in the rural areas.

2. Twenty Point Programme (TPP) – 2006 originally consisted of 20 Points (**Annexure-1**) and 66 items being monitored individually by Central Nodal Ministries concerned. Up to 2007-08, out of 66 items, 22 items were monitored on monthly basis. In April 2008 *Sampoorna Grameen Rozgar Yojana (SGRY)* merged with another item namely *National Rural Employment Guarantee Act* which has been renamed as *Mahatma Gandhi National Rural Employment Guarantee Act* since 31st December 2009. Further, in the 12th Plan *Swarnajayanti Gram Swarozgar Yojana (SGSY)* has been modified and renamed as *National Rural Livelihoods Mission (NRLM)*. Targeted Public Distribution System (TPDS) is being gradually replaced with *National Food Security Act (NFSA)*. Presently, 65 items are monitored under TPP-2006. These 65 items consist of 162 identified parameters. The list of 65 items is enclosed at **Annexure-2**.

3. Out of 65 items, 19 items (earlier 20) measured on 37 parameters are being monitored on quarterly basis, of which 21 parameters are monitored against the targets fixed at the beginning of financial year by the Central Nodal Ministries and State Governments. However, targets for the 6 parameters, viz., (i) Food Security-TPDS - only AAY, (ii) Food Security - TPDS - only BPL, (iii) Houses constructed - EWS/LIG, (iv) Partially Covered Habitations – NRDWP, (v) Coverage of Quality Affected Habitations – NRDWP, and (vi) SC Families assisted under SCA to SCSP & NSFDC, have not been received from the respective Central Nodal Ministries. For 2 parameters, namely ‘Food Security-TPDS - only AAY’ and ‘Food Security - TPDS - only BPL’, achievements have also been not received for the first two quarters of 2017-18. For the parameter ‘Pumps sets energized’, targets for only 2 States viz., Gujarat and Tamil Nadu have been received (**Annexure-3&4**). The remaining items under TPP-2006 are being monitored on annual basis as the information in respect of these items is made available by the concerned Central Nodal Ministries only on annual basis.

4. Some of the schemes/programmes are yet to be operationalised by the Central Nodal Ministries concerned. These items will be monitored only after the schemes come into existence and their frequency of monitoring will also be decided later. The details of such items are available at **Annexure-5**.

5. The monitoring mechanism for TPP-2006 is operational at the Centre, State, District and block level. Most of the States/Union Territories have constituted Block, District and State level monitoring committees. At the Centre, the progress of individual items is monitored and reviewed by the Departments/Ministries concerned. The Ministry of Statistics & Programme Implementation (MOSPI) monitors the programme/ schemes covered under TPP-2006 on the basis of performance reports received from State Governments and Central Nodal Ministries.

TWENTY POINT PROGRAMME - 2006

PART - I

OVERALL PERFORMANCE ANALYSIS

Twenty Point Programme-2006

Progress Report – (April 2017 – September 2017)

1. This progress report of Twenty Point Programme-2006 consists of two parts: **Part-I** contains an analysis of the overall performance, whereas **Part-II** deals with item-wise performance.
2. The report is compiled on the basis of data received from the Central Nodal Ministries and State Governments/UT Administrations. Presently, 21 parameters are taken for quarterly performance analysis. The data are received either through web enabled software developed by National Informatics Centre (NIC) Cell in this Ministry or through fax/e-mail/post. The processing of data has been done in association with NIC Cell.
3. The analysis for the period **April 2017 – September 2017** shows that the performance under **twelve items/parameters** has been ‘**Very Good**’ (90% or above the targets). These items/parameters are:
 - (i) SC families assisted - under SCA to SCSP & NSFDC
 - (ii) Coverage of quality affected habitations - NRDWP
 - (iii) Pumps sets energized
 - (iv) Area Covered under Plantation (Public and Forest Lands)
 - (v) Number of SHGs promoted (new and revived) during the financial year - NRLM
 - (vi) Seedlings planted (Public and Forest Lands)
 - (vii) Food Security: National Food Security Act(Tide Over)-NFSA
 - (viii) Food Security: Targeted Public Distribution System(TPDS)
 - (ix) Food Security: National Food Security Act(Normal)-NFSA
 - (x) Electricity supplied
 - (xi) ICDS Blocks Operational (Cum.)
 - (xii) Anganwadis Functional (Cum.)
5. There is **two** item/parameter in the category of ‘**Good**’ (80% or above but less than 90%). These items/parameters are:
 - (i) Number of SHGs provided Revolving Fund (RF) during the financial year - NRLM
 - (ii) Villages electrified - DDUGJY
6. The performance of **five items/parameters** has been ‘**Poor**’ (below 80% of target). These items/parameters are:
 - (i) Houses constructed - EWS/LIG
 - (ii) Road constructed- PMGSY
 - (iii) Partially Covered Habitations – NRDWP
 - (iv) Rural Housing - PMAY(G)
 - (v) Number of SHGs provided Community Investment Fund (CIF) during the financial year - NRLM
7. Some of items under TPP-2006 namely *Mahatma Gandhi National Rural Employment Guarantee Act (MGNREGA)*, *Sanitation Programme in Rural Area* and *Institutional Delivery* are demand driven, whereas for items like *Distribution of Wasteland to the landless* and *Minimum Wages Enforcement (including Farm Labour)*, concerned administrative ministries are not in position to provide State/UT-wise targets, as such all these items are being monitored without any targets.

HIGHLIGHTS OF PERFORMANCE

| Sl. No. | Item | Achievement for April 2017 - September 2017 |
|---|---|---|
| 1- Employment Generated under MGNREGA | | |
| | (i) No. of Job cards issued | 2,84,30,650 |
| | (ii) Employment generated (crore persondays) | 119.91 |
| | (iii) Wages given (Rs. Crore) | 21,881.44 |
| 2- National Rural Livelihood Mission (NRLM) | | |
| | (i) Number of SHGs promoted (new and revived) during the financial year | 4,19,982 |
| | (ii) Number of SHGs provided Revolving Fund (RF) during the financial year | 2,10,576 |
| | (iii) Number of SHGs provided Community Investment Fund (CIF) during the financial year | 15,457 |
| 3- Distribution of waste land to the landless | | |
| | Land distributed (hectare) | 1,621 |
| 4- Minimum Wages Enforcement (Including Farm Labour) | | |
| | (i) No. of Inspections made | 94,818 |
| | (ii) No. of Irregularities detected | 4,055 |
| | (iii) No. of Irregularities rectified | 1,016 |
| | (iv) No. of Claims filed | 555 |
| | (v) No. of Claims settled | 542 |
| | (vi) No. of Prosecution cases pending | 4,160 |
| | (vii) No. of Prosecution cases filed | 345 |
| | (viii) No. of Prosecution cases decided | 430 |
| 5- Food Security: (i) TPDS/ NFSA | | |
| | (i) Food Security: Targeted Public Distribution System (TPDS) (lakh tonnes) | 276.63 |
| | (ii) NFSA (Normal) (lakh tonnes) | 262.04 |
| | (iii) NFSA (Tide Over) (lakh tonnes) | 14.60 |
| 6- Rural Housing - Pradhan Mantri Awaas Yojana - Grameen | | |
| | No. of Houses constructed | 2,01,085 |
| 7- EWS/LIG Houses in Urban Areas | | |
| | No. of Houses constructed | 88,071 |

Contd.....

| Sl. No. | Item | Achievement for April 2017 - September 2017 |
|------------|--|---|
| 8- | Rural Areas. - National Rural Drinking Water Programme-(NRDWP) | |
| | (i) Partially Covered Habitations - (NRDWP) | 11,126 |
| | (ii) Coverage of Quality Affected Habitations – (NRDWP) | 14,874 |
| 9- | Sanitation Programme in Rural Areas | |
| | No. of Individual household latrines constructed | 1,14,41,017 |
| 10- | Institutional Delivery | |
| | No. of Deliveries in Institutions (lakh) | 70.17 |
| 11- | SC Families Assisted | |
| | (i) No. of SC Families assisted under SCA to SCSP & NSFDC | 9,35,763 |
| | (ii) No. of SC Students assisted under post matric scholarship | 8,03,216 |
| 12- | Universalisation of ICDS Schemes | |
| | No. of ICDS Blocks Operational (Cum.) | 6,905 |
| 13- | Functional Anganwadis | |
| | No. of Anganwadis Functional (Cum.) (lakh) | 13.17 |
| 14- | Number of Urban poor families assisted under Seven Point Charter viz. land tenure, housing at affordable cost, water, sanitation, health, education, and social security. | |
| | No. of Poor Families assisted (lakh) | 7.76 |
| 15- | Afforestation: | |
| | (i) Area covered under Plantation (Public and Forest Lands) (hectares) | 9,07,676 |
| | (ii) No. of Seedlings planted (Public and Forest Lands) (crore) | 55.65 |
| 16- | Rural Road- Pradhan Mantri Gram Sadak Yojana (PMGSY) | |
| | Length of Road constructed (Kms.) | 14,859 |
| 17- | Deendayal Upadhyaya Gram Jyoti Yojana (DDUGJY) | |
| | No. of Villages electrified | 1,424 |
| 18- | Energized Pumps sets | |
| | No. of Pumps sets energized (lakh) | 2.79 |
| 19- | Supply of Electricity | |
| | Electricity supplied (Million Units (MU)) | 6,06,237 |

Note:-

(i) Progress reports of 8 States and 3 Ministries i.e. Arunachal Pradesh, Delhi, Haryana, Madhya Pradesh, Nagaland, Tripura, Andaman & N. Islands & Dadra and Nagar Haveli, and M/o Labour & Employment, M/o Rural Development and M/o Drinking Water & Sanitation were not received till scheduled date. The information from concerned Central Nodal Ministries, wherever available, has been taken in the report for these States.

(ii) Achievement figures in respect of No. of SHGs promoted (new & revived), No. of SHGs provided RF, No. of SHGs provided CIF, PMAY - G and PMGSY have been taken as made available by M/o Rural Development.

(iii) Achievement figures in respect of No. of Villages electrified under DDUGJY has been taken as made available by M/o Power.

ACHIEVEMENT HIGHLIGHTS

PERFORMANCE DURING April to September 2017

The cumulative performance during April to September 2017 has been "Very Good" for 12 item(s), "Good" for 2 item(s), and "Poor" for 5 item(s).

A. "Very Good" Performance (90% or above of targets)

| <u>Sl. No.</u> | <u>Items</u> | <u>% Achievement</u> |
|----------------|--|----------------------|
| 1 | SC families assisted - under SCA to SCSP & NSFDC | 1,034 |
| 2 | Coverage of quality affected habitations - NRDWP | 232 |
| 3 | Pumps sets energized | 133 |
| 4 | Area Covered under Plantation (Public and Forest Lands) | 123 |
| 5 | Number of SHGs promoted (new and revived) during the financial year - NRLM | 121 |
| 6 | Seedlings planted (Public and Forest Lands) | 116 |
| 7 | Food Security: National Food Security Act(Tide Over)- NFSA | 105 |
| 8 | Food Security: Targeted Public Distribution System(TPDS) | 100 |
| 9 | Food Security: National Food Security Act(Normal)- NFSA | 100 |
| 10 | Electricity supplied | 99 |
| 11 | ICDS Blocks Operational (Cum.) | 98 |
| 12 | Anganwadis Functional (Cum.) | 94 |

B. "Good" Performance (80% to 90%)

| | | |
|---|--|----|
| 1 | Number of SHGs provided Revolving Fund (RF) during the financial year - NRLM | 89 |
| 2 | Villages electrified - DDUGJY | 83 |

C. Areas of concern-where the performance is below 80%

| | | |
|---|--|----|
| 1 | Houses constructed - EWS/LIG | 74 |
| 2 | Road constructed- PMGSY | 52 |
| 3 | Partially Covered Habitations – NRDWP | 51 |
| 4 | Rural Housing - PMAY(G) | 12 |
| 5 | Number of SHGs provided Community Investment Fund (CIF) during the financial year - NRLM | 10 |

ALL INDIA PERFORMANCE OF TARGET ORIENTED PARAMETERS DURING APRIL 2017 - September 2017

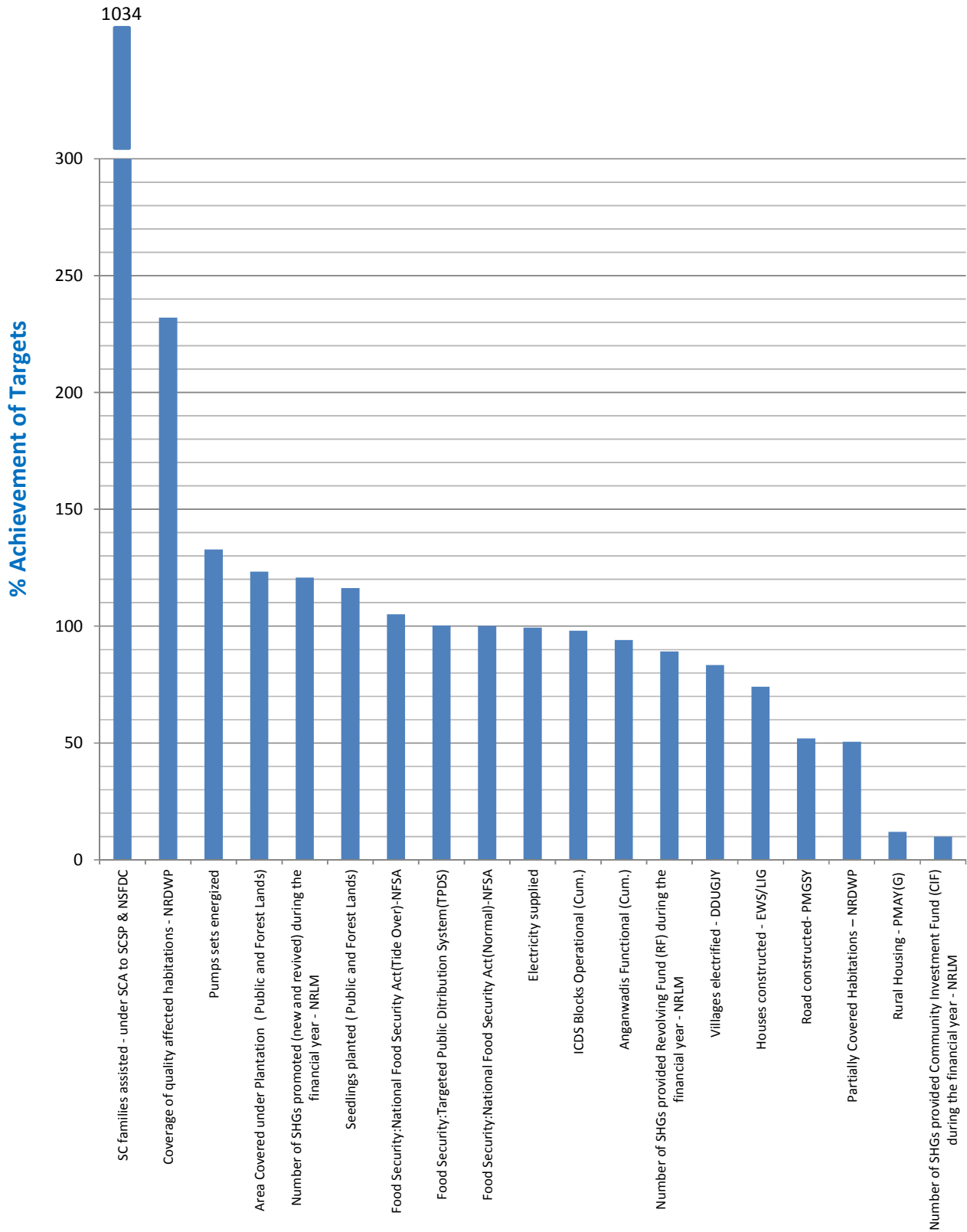


Table - A
Targets for 2017-2018 & April to June 2017 and achievements during the period April to June 2017
ALL INDIA PERFORMANCE

| Sl. No. | Item Description | Units | Targets | | Achievements | % Achievements of Targets during April -September 2017 |
|---------|--|---------------|-------------|------------------------|------------------------|--|
| | | | 2017-2018 | April - September 2017 | April - September 2017 | |
| 1 | Number of SHGs promoted (new and revived) during the financial year - NRLM | Number | 692,180 | 347,742 | 419,982 | 121 |
| 2 | Number of SHGs provided Revolving Fund (RF) during the financial year - NRLM | Number | 473,882 | 236,347 | 210,576 | 89 |
| 3 | Number of SHGs provided Community Investment Fund (CIF) during the financial year - NRLM | Number | 304,547 | 153,949 | 15,457 | 10 |
| 4 | Food Security:Targeted Public Distribution System(TPDS) | Tonnes | - | 27,602,800 | 27,663,432 | 100 |
| 5 | Food Security:National Food Security Act(Normal)-NFSA | Tonnes | - | 26,208,370 | 26,203,557 | 100 |
| 6 | Food Security:National Food Security Act(Tide Over)- NFSA | Tonnes | - | 1,394,430 | 1,459,875 | 105 |
| 7 | Rural Housing - PMAY(G) | Number | 3,230,293 | 1,615,122 | 201,085 | 12 |
| 8 | Houses constructed - EWS/LIG | Number | 238,024 | 119,011 | 88,071 | 74 |
| 9 | Partially Covered Habitations – NRDWP | Number | 44,023 | 22,012 | 11,126 | 51 |
| 10 | Coverage of quality affected habitations - NRDWP | Number | 12,812 | 6,402 | 14,874 | 232 |
| 11 | SC families assisted - under SCA to SCSP & NSFDC | Number | 181,000 | 90,500 | 935,763 | 1,034 |
| 12 | ICDS Blocks Operational (Cum.) | Number | 7,075 | 7,075 | 6,905 | 98 |
| 13 | Anganwadis Functional (Cum.) | Number | 1,400,000 | 1,400,000 | 1,316,521 | 94 |
| 14 | Area Covered under Plantation (Public and Forest Lands) | Hectares | 1,472,510 | 736,228 | 907,676 | 123 |
| 15 | Seedlings planted (Public and Forest Lands) | Number | 957,138,000 | 478,538,000 | 556,515,261 | 116 |
| 16 | Road constructed- PMGSY | Kilometer | 57,000 | 28,492 | 14,859 | 52 |
| 17 | Villages electrified - DDUGJY | Number | 4,492 | 1,710 | 1,424 | 83 |
| 18 | Pumps sets energized | Number | 432,597 | 209,771 | 278,645 | 133 |
| 19 | Electricity supplied | Million Units | - | 610,464 | 606,237 | 99 |

Table - B

STATE-WISE PERFORMANCE DURING April to September 2017 (PERCENT ACHIEVEMENT)

| Sl. No. | Description | ALL INDIA | AP | ARP | AS | BI | CHHA. | DELHI | GOA |
|---------|--|-----------|-----|-----|-----|-----|-------|-------|-----|
| 1 | Number of SHGs promoted (new and revived) during the financial year - NRLM | 121 | 0 | 32 | 102 | 137 | 60 | NA | 0 |
| 2 | Number of SHGs provided Revolving Fund (RF) during the financial year - NRLM | 89 | 0 | 23 | 97 | 55 | 57 | NA | 0 |
| 3 | Number of SHGs provided Community Investment Fund (CIF) during the financial year - NRLM | 10 | 0 | 0 | 42 | 4 | 0 | NA | 0 |
| 4 | Food security-Targeted Public Distribution system (APL+BPL+AAY) | 100 | 102 | 101 | 104 | 105 | 100 | 101 | 99 |
| 5 | Food Security:National Food Security Act(Normal)-NFSA | 100 | 102 | 103 | 105 | 105 | 100 | 101 | 100 |
| 6 | Food Security:National Food Security Act(Tide Over)-NFSA | 105 | 93 | 98 | 86 | - | - | - | 97 |
| 7 | Rural Housing - PMAY(G) | 12 | 5 | 0 | 1 | 0 | 24 | NA | - |
| 8 | Houses constructed - EWS/LIG | 74 | 188 | NR | NR | 195 | 176 | NR | NA |
| 9 | Partially Covered Habitations – NRDWP | 51 | 42 | NR | 3 | 3 | 9 | NA | NR |
| 10 | Coverage of quality affected habitations - NRDWP | 232 | 1 | NR | 1 | 6 | 1 | NA | NA |
| 11 | SC families assisted - under SCA to SCSP & NSFDC | 1,034 | 786 | NA | NR | 20 | 169 | NR | NR |
| 12 | ICDS Blocks Operational (Cum.) | 98 | 100 | 100 | 100 | 100 | 100 | 100 | 109 |
| 13 | Anganwadis Functional (Cum.) | 94 | 100 | 100 | 100 | 80 | 96 | 98 | 100 |
| 14 | Area Covered under Plantation (Public and Forest Lands) | 123 | 122 | NR | 0 | 75 | 27 | NR | 17 |
| 15 | Seedlings planted (Public and Forest Lands) | 116 | 153 | NR | 0 | 75 | 197 | NR | 21 |
| 16 | Road constructed- PMGSY | 52 | 27 | 100 | 21 | 43 | 24 | NA | - |
| 17 | Villages electrified - DDUGJY | 83 | NA | 19 | 116 | 81 | 105 | NA | NA |
| 18 | Pumps sets energized | 133 | 309 | NA | NA | - | 104 | NA | 84 |
| 19 | Supply of Electricity | 99 | 100 | 98 | 95 | 98 | 100 | 100 | 100 |

NA - Not Applicable

Table - B(Contd.)

STATE-WISE PERFORMANCE DURING April to September 2017 (PERCENT ACHIEVEMENT)

| Sl. No. | Description | ALL INDIA | GUJ | HRY | HP | J&K | JHAR. | KAR | KER |
|---------|--|-----------|-----|-----|-----|-----|-------|-----|-------|
| 1 | Number of SHGs promoted (new and revived) during the financial year - NRLM | 121 | 608 | 89 | 64 | 47 | 94 | 1 | 26 |
| 2 | Number of SHGs provided Revolving Fund (RF) during the financial year - NRLM | 89 | 716 | 48 | 73 | 108 | 35 | 1 | 3 |
| 3 | Number of SHGs provided Community Investment Fund (CIF) during the financial year - NRLM | 10 | 52 | 77 | 58 | 3 | 26 | 27 | 22 |
| 4 | Food security-Targeted Public Distribution system (APL+BPL+AAAY) | 100 | 97 | 90 | 96 | 98 | 94 | 118 | 103 |
| 5 | Food Security:National Food Security Act(Normal)-NFSA | 100 | 97 | 90 | 100 | 99 | 94 | 118 | 103 |
| 6 | Food Security:National Food Security Act(Tide Over)-NFSA | 105 | - | - | 94 | 96 | - | - | 103 |
| 7 | Rural Housing - PMAY(G) | 12 | 0 | 5 | 17 | 0 | 2 | 30 | 15 |
| 8 | Houses constructed - EWS/LIG | 74 | 100 | NR | 0 | NR | 199 | 772 | 2 |
| 9 | Partially Covered Habitations – NRDWP | 51 | NR | NR | 35 | 0 | 607 | 11 | 113 |
| 10 | Coverage of quality affected habitations - NRDWP | 232 | NR | NR | NA | 0 | 44 | 14 | 168 |
| 11 | SC families assisted - under SCA to SCSP & NSFDC | 1,034 | 66 | NR | 283 | 5 | 721 | 259 | 8,885 |
| 12 | ICDS Blocks Operational (Cum.) | 98 | 100 | 100 | 100 | 100 | 100 | 100 | 100 |
| 13 | Anganwadis Functional (Cum.) | 94 | 100 | 100 | 100 | 91 | 100 | 100 | 99 |
| 14 | Area Covered under Plantation (Public and Forest Lands) | 123 | 210 | NR | 90 | 20 | 847 | 176 | 3,030 |
| 15 | Seedlings planted (Public and Forest Lands) | 116 | 202 | NR | 134 | 15 | 917 | 201 | 209 |
| 16 | Road constructed- PMGSY | 52 | 79 | 154 | 81 | 72 | 49 | 116 | 41 |
| 17 | Villages electrified - DDUGJY | 83 | NA | NA | NA | 5 | 129 | 160 | NA |
| 18 | Pumps sets energized | 133 | 176 | NR | 245 | NA | 16 | 202 | 193 |
| 19 | Supply of Electricity | 99 | 100 | 100 | 99 | 80 | 100 | 100 | 100 |

NA - Not Applicable

Table - B(Contd.)

STATE-WISE PERFORMANCE DURING April to September 2017 (PERCENT ACHIEVEMENT)

| Sl. No. | Description | ALL INDIA | MP | MAH | MANI | MEGH | MIZ | NAGA | ODIS. |
|---------|--|-----------|-----|-----|------|------|-----|------|--------|
| 1 | Number of SHGs promoted (new and revived) during the financial year - NRLM | 121 | 82 | 183 | 76 | 46 | 10 | 1 | 58 |
| 2 | Number of SHGs provided Revolving Fund (RF) during the financial year - NRLM | 89 | 38 | 41 | 42 | 40 | 58 | 0 | 32 |
| 3 | Number of SHGs provided Community Investment Fund (CIF) during the financial year - NRLM | 10 | 60 | 0 | 0 | 3 | 31 | 2 | 5 |
| 4 | Food security-Targeted Public Distribution system (APL+BPL+AAAY) | 100 | 95 | 91 | 103 | 100 | 116 | 115 | 111 |
| 5 | Food Security:National Food Security Act(Normal)-NFSA | 100 | 95 | 91 | 103 | 100 | 124 | 120 | 111 |
| 6 | Food Security:National Food Security Act(Tide Over)-NFSA | 105 | - | - | - | 99 | 97 | 104 | - |
| 7 | Rural Housing - PMAY(G) | 12 | 51 | 13 | - | 0 | 0 | - | 17 |
| 8 | Houses constructed - EWS/LIG | 74 | NR | 68 | NR | 0 | NR | NR | 1 |
| 9 | Partially Covered Habitations – NRDWP | 51 | NR | 12 | NR | 4 | NR | NR | 31 |
| 10 | Coverage of quality affected habitations - NRDWP | 232 | NR | 35 | NA | NR | NA | NR | 6 |
| 11 | SC families assisted - under SCA to SCSP & NSFDC | 1,034 | NR | 40 | NR | NR | NR | NA | 21,502 |
| 12 | ICDS Blocks Operational (Cum.) | 98 | 100 | 100 | 100 | 100 | 100 | 98 | 100 |
| 13 | Anganwadis Functional (Cum.) | 94 | 95 | 88 | 100 | 100 | 100 | 87 | 98 |
| 14 | Area Covered under Plantation (Public and Forest Lands) | 123 | NR | 62 | 33 | NR | 198 | NR | 238 |
| 15 | Seedlings planted (Public and Forest Lands) | 116 | NR | 0 | 78 | NR | 116 | NR | 49 |
| 16 | Road constructed- PMGSY | 52 | 61 | 24 | 37 | 25 | 13 | 204 | 55 |
| 17 | Villages electrified - DDUGJY | 83 | 55 | NA | 61 | 145 | 43 | 50 | 120 |
| 18 | Pumps sets energized | 133 | NR | - | NA | NR | NA | NA | 1,086 |
| 19 | Supply of Electricity | 99 | 100 | 100 | 98 | 100 | 97 | 98 | 100 |

NA - Not Applicable

Table - B(Contd.)

STATE-WISE PERFORMANCE DURING April to September 2017 (PERCENT ACHIEVEMENT)

| Sl. No. | Description | ALL | | | | | | | |
|---------|--|-------|------|-----|-----|-----|-----|-----|-----|
| | | INDIA | PUDU | PUN | RAJ | SIK | TN | TG | TRI |
| 1 | Number of SHGs promoted (new and revived) during the financial year - NRLM | 121 | - | 46 | 277 | 38 | 36 | - | 112 |
| 2 | Number of SHGs provided Revolving Fund (RF) during the financial year - NRLM | 89 | - | 14 | 97 | 36 | 92 | 0 | 71 |
| 3 | Number of SHGs provided Community Investment Fund (CIF) during the financial year - NRLM | 10 | - | 70 | 0 | 0 | 1 | 73 | 0 |
| 4 | Food security-Targeted Public Distribution system (APL+BPL+AAAY) | 100 | - | 92 | 79 | 97 | 115 | 98 | 112 |
| 5 | Food Security:National Food Security Act(Normal)-NFSA | 100 | - | 92 | 79 | 100 | 115 | 101 | 111 |
| 6 | Food Security:National Food Security Act(Tide Over)-NFSA | 105 | - | - | - | 94 | 115 | 30 | 112 |
| 7 | Rural Housing - PMAY(G) | 12 | - | 0 | 5 | - | 0 | - | 1 |
| 8 | Houses constructed - EWS/LIG | 74 | NR | 0 | 4 | NR | 103 | 20 | NA |
| 9 | Partially Covered Habitations – NRDWP | 51 | NR | 217 | 164 | NR | 64 | 81 | NR |
| 10 | Coverage of quality affected habitations - NRDWP | 232 | NA | 8 | 152 | NA | 0 | 10 | NR |
| 11 | SC families assisted - under SCA to SCSP & NSFDC | 1,034 | 16 | 113 | 92 | 0 | 100 | 35 | NR |
| 12 | ICDS Blocks Operational (Cum.) | 98 | 100 | 100 | 100 | 100 | 100 | 100 | 100 |
| 13 | Anganwadis Functional (Cum.) | 94 | 92 | 98 | 98 | 99 | 100 | 100 | 100 |
| 14 | Area Covered under Plantation (Public and Forest Lands) | 123 | 125 | 154 | 196 | 21 | 44 | 82 | NR |
| 15 | Seedlings planted (Public and Forest Lands) | 116 | 131 | 154 | 199 | 21 | 47 | 98 | NR |
| 16 | Road constructed- PMGSY | 52 | NA | 143 | 94 | 63 | 108 | 58 | 50 |
| 17 | Villages electrified - DDUGJY | 83 | NA | NA | 202 | NA | NA | NA | NA |
| 18 | Pumps sets energized | 133 | 118 | 16 | 113 | NA | 433 | 355 | NA |
| 19 | Supply of Electricity | 99 | 100 | 100 | 99 | 100 | 100 | 100 | 99 |

NA - Not Applicable

Table - B(Contd.)

STATE-WISE PERFORMANCE DURING April to September 2017 (PERCENT ACHIEVEMENT)

| Sl. No. | Description | ALL | | | | | | | |
|---------|--|-------|-------|-----|-------|-----|-------|-----|-----|
| | | INDIA | UTTA. | UP | WB | A&N | CHND. | D&N | D&D |
| 1 | Number of SHGs promoted (new and revived) during the financial year - NRLM | 121 | 110 | 41 | 1357 | NA | NA | NA | NA |
| 2 | Number of SHGs provided Revolving Fund (RF) during the financial year - NRLM | 89 | 79 | 57 | 268 | NA | NA | NA | NA |
| 3 | Number of SHGs provided Community Investment Fund (CIF) during the financial year - NRLM | 10 | 140 | 3 | 0 | NA | NA | NA | NA |
| 4 | Food security-Targeted Public Distribution system (APL+BPL+AAAY) | 100 | 103 | 100 | 99 | 56 | - | 90 | 90 |
| 5 | Food Security:National Food Security Act(Normal)-NFSA | 100 | 105 | 100 | 99 | 27 | - | 90 | 90 |
| 6 | Food Security:National Food Security Act(Tide Over)-NFSA | 105 | 97 | - | - | 60 | - | - | - |
| 7 | Rural Housing - PMAY(G) | 12 | 1 | 0 | 11 | 0 | NA | 0 | 0 |
| 8 | Houses constructed - EWS/LIG | 74 | NR | 2 | 134 | NA | 0 | 0 | NA |
| 9 | Partially Covered Habitations – NRDWP | 51 | 99 | 26 | 257 | 0 | NA | NA | NA |
| 10 | Coverage of quality affected habitations - NRDWP | 232 | NR | 20 | 1,957 | NA | NA | NA | NA |
| 11 | SC families assisted - under SCA to SCSP & NSFDC | 1,034 | 77 | 42 | 76 | NA | 375 | 0 | 0 |
| 12 | ICDS Blocks Operational (Cum.) | 98 | 100 | 100 | 71 | 100 | 100 | 100 | 100 |
| 13 | Anganwadis Functional (Cum.) | 94 | 98 | 99 | 75 | 100 | 100 | 77 | 95 |
| 14 | Area Covered under Plantation (Public and Forest Lands) | 123 | 168 | 79 | 119 | 118 | 232 | NR | 0 |
| 15 | Seedlings planted (Public and Forest Lands) | 116 | 249 | 133 | 263 | 42 | 161 | 0 | - |
| 16 | Road constructed- PMGSY | 52 | 45 | 21 | 28 | - | NA | NA | NA |
| 17 | Villages electrified - DDUGJY | 83 | 38 | 78 | 167 | NA | NA | NA | NA |
| 18 | Pumps sets energized | 133 | 203 | 88 | 489 | NA | NA | 0 | 117 |
| 19 | Supply of Electricity | 99 | 100 | 98 | 100 | 89 | 99 | 100 | 100 |

NA - Not Applicable

Table - B(Contd.)

STATE-WISE PERFORMANCE DURING April to September 2017 (PERCENT ACHIEVEMENT)

| Sl. No. | Description | ALL INDIA | LAKS H |
|---------|--|-----------|--------|
| 1 | Number of SHGs promoted (new and revived) during the financial year - NRLM | 121 | NA |
| 2 | Number of SHGs provided Revolving Fund (RF) during the financial year - NRLM | 89 | NA |
| 3 | Number of SHGs provided Community Investment Fund (CIF) during the financial year - NRLM | 10 | NA |
| 4 | Food security-Targeted Public Distribution system (APL+BPL+AAAY) | 100 | 87 |
| 5 | Food Security:National Food Security Act(Normal)-NFSA | 100 | 83 |
| 6 | Food Security:National Food Security Act(Tide Over)-NFSA | 105 | 89 |
| 7 | Rural Housing - PMAY(G) | 12 | - |
| 8 | Houses constructed - EWS/LIG | 74 | NA |
| 9 | Partially Covered Habitations – NRDWP | 51 | NA |
| 10 | Coverage of quality affected habitations - NRDWP | 232 | NA |
| 11 | SC families assisted - under SCA to SCSP & NSFDC | 1,034 | NA |
| 12 | ICDS Blocks Operational (Cum.) | 98 | 100 |
| 13 | Anganwadis Functional (Cum.) | 94 | 100 |
| 14 | Area Covered under Plantation (Public and Forest Lands) | 123 | 0 |
| 15 | Seedlings planted (Public and Forest Lands) | 116 | 0 |
| 16 | Road constructed- PMGSY | 52 | NA |
| 17 | Villages electrified - DDUGJY | 83 | NA |
| 18 | Pumps sets energized | 133 | NA |
| 19 | Supply of Electricity | 99 | 100 |

NA - Not Applicable

Table - C

Items in which the States/UTs performance is Very Good (90% and above),
Good (80% to 90%) and Poor (below 80%) during the period
April to September 2017

1. ANDHRA PRADESH

Very Good

Food Security: Targeted Public Distribution System(TPDS), Food Security: National Food Security Act(Normal)-NFSA, Food Security: National Food Security Act(Tide Over)-NFSA, Houses constructed - EWS/LIG, SC families assisted - under SCA to SCSP & NSFDC, ICDS Blocks Operational (Cum.), Anganwadis Functional (Cum.), Area Covered under Plantation (Public and Forest Lands), Seedlings planted (Public and Forest Lands), Pumps sets energized, Electricity supplied

Poor

Number of SHGs promoted (new and revived) during the financial year - NRLM, Number of SHGs provided Revolving Fund (RF) during the financial year - NRLM, Number of SHGs provided Community Investment Fund (CIF) during the financial year - NRLM, Rural Housing - PMAY(G), Partially Covered Habitations – NRDWP, Coverage of quality affected habitations - NRDWP, Road constructed- PMGSY

2. ARUNACHAL PRADESH

Very Good

Food Security: Targeted Public Distribution System(TPDS), Food Security: National Food Security Act(Normal)-NFSA, Food Security: National Food Security Act(Tide Over)-NFSA, ICDS Blocks Operational (Cum.), Anganwadis Functional (Cum.), Road constructed- PMGSY, Electricity supplied

Poor

Number of SHGs promoted (new and revived) during the financial year - NRLM, Number of SHGs provided Revolving Fund (RF) during the financial year - NRLM, Number of SHGs provided Community Investment Fund (CIF) during the financial year - NRLM, Rural Housing - PMAY(G), Partially Covered Habitations – NRDWP, Coverage of quality affected habitations - NRDWP, Villages electrified - DDUGJY

3. ASSAM

Very Good

Number of SHGs promoted (new and revived) during the financial year - NRLM, Number of SHGs provided Revolving Fund (RF) during the financial year - NRLM, Food Security:Targeted Public Distribution System(TPDS), Food Security:National Food Security Act(Normal)-NFSA, ICDS Blocks Operational (Cum.), Anganwadis Functional (Cum.), Villages electrified - DDUGJY, Electricity supplied

Good

Food Security:National Food Security Act(Tide Over)-NFSA,

Poor

Number of SHGs provided Community Investment Fund (CIF) during the financial year - NRLM, Rural Housing - PMAY(G), Partially Covered Habitations – NRDWP, Coverage of quality affected habitations - NRDWP, Area Covered under Plantation (Public and Forest Lands), Seedlings planted (Public and Forest Lands), Road constructed- PMGSY

4. BIHAR

Very Good

Number of SHGs promoted (new and revived) during the financial year - NRLM, Food Security:Targeted Public Distribution System(TPDS), Food Security:National Food Security Act(Normal)-NFSA, Houses constructed - EWS/LIG, ICDS Blocks Operational (Cum.), Electricity supplied

Good

Anganwadis Functional (Cum.), Villages electrified - DDUGJY

Poor

Number of SHGs provided Revolving Fund (RF) during the financial year - NRLM, Number of SHGs provided Community Investment Fund (CIF) during the financial year - NRLM, Rural Housing - PMAY(G), Partially Covered Habitations – NRDWP, Coverage of quality affected habitations - NRDWP, SC families assisted - under SCA to SCSP & NSFDC, Area Covered under Plantation (Public and Forest Lands), Seedlings planted (Public and Forest Lands), Road constructed- PMGSY

5. CHHATTISGARH

Very Good

Food Security:Targeted Public Distribution System(TPDS), Food Security:National Food Security Act(Normal)-NFSA, Houses constructed - EWS/LIG, SC families assisted - under SCA to SCSP & NSFDC, ICDS Blocks Operational (Cum.), Anganwadis Functional (Cum.), Seedlings planted (Public and Forest Lands), Villages electrified - DDUGJY, Pumps sets energized, Electricity supplied

Poor

Number of SHGs promoted (new and revived) during the financial year - NRLM, Number of SHGs provided Revolving Fund (RF) during the financial year - NRLM, Number of SHGs provided Community Investment Fund (CIF) during the financial year - NRLM, Rural Housing - PMAY(G), Partially Covered Habitations – NRDWP, Coverage of quality affected habitations - NRDWP, Area Covered under Plantation (Public and Forest Lands). Road constructed- PMGSY

6. DELHI

Very Good

Food Security:Targeted Public Distribution System(TPDS), Food Security:National Food Security Act(Normal)-NFSA, ICDS Blocks Operational (Cum.), Anganwadis Functional (Cum.), Electricity supplied

7. GOA

Very Good

Food Security:Targeted Public Distribution System(TPDS), Food Security:National Food Security Act(Normal)-NFSA, Food Security:National Food Security Act(Tide Over)-NFSA, ICDS Blocks Operational (Cum.), Anganwadis Functional (Cum.), Electricity supplied

Good

Pumps sets energized

Poor

Number of SHGs promoted (new and revived) during the financial year - NRLM, Number of SHGs provided Revolving Fund (RF) during the financial year - NRLM, Number of SHGs provided Community Investment Fund (CIF) during the financial year - NRLM, Partially Covered Habitations – NRDWP, SC families assisted - under SCA to SCSP & NSFDC, Area Covered under Plantation (Public and Forest Lands). Seedlings planted (Public and Forest Lands)

8. GUJARAT

Very Good

Number of SHGs promoted (new and revived) during the financial year - NRLM, Number of SHGs provided Revolving Fund (RF) during the financial year - NRLM, Food Security:Targeted Public Distribution System(TPDS), Food Security:National Food Security Act(Normal)-NFSA, Houses constructed - EWS/LIG, ICDS Blocks Operational (Cum.), Anganwadis Functional (Cum.), Pumps sets energized, Electricity supplied

Poor

Number of SHGs provided Community Investment Fund (CIF) during the financial year - NRLM, Rural Housing - PMAY(G), Partially Covered Habitations – NRDWP, Coverage of quality affected habitations - NRDWP, SC families assisted - under SCA to SCSP & NSFDC, Area Covered under Plantation (Public and Forest Lands), Seedlings planted (Public and Forest Lands), Road constructed- PMGSY

9. HARYANA

Very Good

Food Security:Targeted Public Distribution System(TPDS), Food Security:National Food Security Act(Normal)-NFSA, ICDS Blocks Operational (Cum.), Anganwadis Functional (Cum.), Road constructed-PMGSY, Electricity supplied

Good

Number of SHGs promoted (new and revived) during the financial year - NRLM

Poor

Number of SHGs provided Revolving Fund (RF) during the financial year - NRLM, Number of SHGs provided Community Investment Fund (CIF) during the financial year - NRLM, Rural Housing - PMAY(G)

10. HIMACHAL PRADESH

Very Good

Food Security:Targeted Public Distribution System(TPDS), Food Security:National Food Security Act(Normal)-NFSA, Food Security:National Food Security Act(Tide Over)-NFSA, SC families assisted - under SCA to SCSP & NSFDC, ICDS Blocks Operational (Cum.), Anganwadis Functional (Cum.), Area Covered under Plantation (Public and Forest Lands), Seedlings planted (Public and Forest Lands), Pumps sets energized. Electricity supplied

Good

Road constructed- PMGSY

Poor

Number of SHGs promoted (new and revived) during the financial year - NRLM, Number of SHGs provided Revolving Fund (RF) during the financial year - NRLM, Number of SHGs provided Community Investment Fund (CIF) during the financial year - NRLM, Rural Housing - PMAY(G), Houses constructed - EWS/LIG. Partially Covered Habitations – NRDWP

11. JAMMU AND KASHMIR

Very Good

Number of SHGs provided Revolving Fund (RF) during the financial year - NRLM, Food Security:Targeted Public Distribution System(TPDS), Food Security:National Food Security Act(Normal)-NFSA, Food Security:National Food Security Act(Tide Over)-NFSA, ICDS Blocks Operational (Cum.), Anganwadis Functional (Cum.)

Good

Electricity supplied

Poor

Number of SHGs promoted (new and revived) during the financial year - NRLM, Number of SHGs provided Community Investment Fund (CIF) during the financial year - NRLM, Rural Housing - PMAY(G), Partially Covered Habitations – NRDWP, Coverage of quality affected habitations - NRDWP, SC families assisted - under SCA to SCSP & NSFDC, Area Covered under Plantation (Public and Forest Lands), Seedlings planted (Public and Forest Lands), Road constructed- PMGSY, Villages electrified - DDUGJY

12. JHARKHAND

Very Good

Food Security:Targeted Public Distribution System(TPDS), Food Security:National Food Security Act(Normal)-NFSA, Houses constructed - EWS/LIG, Partially Covered Habitations – NRDWP, SC families assisted - under SCA to SCSP & NSFDC, ICDS Blocks Operational (Cum.), Anganwadis Functional (Cum.), Villages electrified - DDUGJY, Electricity supplied

Good

Number of SHGs promoted (new and revived) during the financial year - NRLM, Coverage of quality affected habitations - NRDWP

Poor

Number of SHGs provided Revolving Fund (RF) during the financial year - NRLM, Number of SHGs provided Community Investment Fund (CIF) during the financial year - NRLM, Rural Housing - PMAY(G), Area Covered under Plantation (Public and Forest Lands), Seedlings planted (Public and Forest Lands), Road constructed- PMGSY, Pumps sets energized

13. KARNATAKA

Very Good

Food Security:Targeted Public Distribution System(TPDS), Food Security:National Food Security Act(Normal)-NFSA, Houses constructed - EWS/LIG, SC families assisted - under SCA to SCSP & NSFDC, ICDS Blocks Operational (Cum.), Anganwadis Functional (Cum.), Area Covered under Plantation (Public and Forest Lands), Seedlings planted (Public and Forest Lands), Road constructed- PMGSY, Villages electrified - DDUGJY. Pumps sets energized. Electricity supplied

Poor

Number of SHGs promoted (new and revived) during the financial year - NRLM, Number of SHGs provided Revolving Fund (RF) during the financial year - NRLM, Number of SHGs provided Community Investment Fund (CIF) during the financial year - NRLM, Rural Housing - PMAY(G), Partially Covered Habitations – NRDWP, Coverage of quality affected habitations - NRDWP

14. KERALA

Very Good

Food Security:Targeted Public Distribution System(TPDS), Food Security:National Food Security Act(Normal)-NFSA, Food Security:National Food Security Act(Tide Over)-NFSA, Partially Covered Habitations – NRDWP, Coverage of quality affected habitations - NRDWP, SC families assisted - under SCA to SCSP & NSFDC, Area Covered under Plantation (Public and Forest Lands), Seedlings planted (Public and Forest Lands), ICDS Blocks Operational (Cum.), Anganwadis Functional (Cum.), Pumps sets energized. Electricity supplied

Poor

Number of SHGs promoted (new and revived) during the financial year - NRLM, Number of SHGs provided Revolving Fund (RF) during the financial year - NRLM, Number of SHGs provided Community Investment Fund (CIF) during the financial year - NRLM, Rural Housing - PMAY(G), Houses constructed - EWS/LIG, Road constructed- PMGSY

15. MADHYA PRADESH

Very Good

Food Security:Targeted Public Distribution System(TPDS), Food Security:National Food Security Act(Normal)-NFSA, ICDS Blocks Operational (Cum.), Anganwadis Functional (Cum.), Electricity supplied

Good

Number of SHGs promoted (new and revived) during the financial year - NRLM

Poor

Number of SHGs provided Revolving Fund (RF) during the financial year - NRLM, Number of SHGs provided Community Investment Fund (CIF) during the financial year - NRLM, Rural Housing - PMAY(G), Road constructed- PMGSY, Villages electrified - DDUGJY

16. MAHARASHTRA

Very Good

Number of SHGs promoted (new and revived) during the financial year - NRLM, Food Security:Targeted Public Distribution System(TPDS), Food Security:National Food Security Act(Normal)-NFSA, ICDS Blocks Operational (Cum.), Electricity supplied

Good

Anganwadis Functional (Cum.)

Poor

Number of SHGs provided Revolving Fund (RF) during the financial year - NRLM, Number of SHGs provided Community Investment Fund (CIF) during the financial year - NRLM, Rural Housing - PMAY(G), Houses constructed - EWS/LIG, Partially Covered Habitations – NRDWP, Coverage of quality affected habitations - NRDWP, SC families assisted - under SCA to SCSP & NSFDC, Area Covered under Plantation (Public and Forest Lands), Seedlings planted (Public and Forest Lands), Road constructed- PMGSY

17. MANIPUR

Very Good

Food Security:Targeted Public Distribution System(TPDS), Food Security:National Food Security Act(Normal)-NFSA, ICDS Blocks Operational (Cum.), Anganwadis Functional (Cum.), Electricity supplied

Poor

Number of SHGs provided Revolving Fund (RF) during the financial year - NRLM, Number of SHGs promoted (new and revived) during the financial year - NRLM, Number of SHGs provided Community Investment Fund (CIF) during the financial year - NRLM, Partially Covered Habitations – NRDWP, SC families assisted - under SCA to SCSP & NSFDC, Area Covered under Plantation (Public and Forest Lands), Seedlings planted (Public and Forest Lands), Road constructed- PMGSY Villages electrified - DDUGJY

18. MEGHALAYA

Very Good

Food Security:Targeted Public Distribution System(TPDS), Food Security:National Food Security Act(Normal)-NFSA, Food Security:National Food Security Act(Tide Over)-NFSA, ICDS Blocks Operational (Cum.), Anganwadis Functional (Cum.), Villages electrified - DDUGJY, Electricity supplied

Poor

Number of SHGs promoted (new and revived) during the financial year - NRLM, Number of SHGs provided Revolving Fund (RF) during the financial year - NRLM, Number of SHGs provided Community Investment Fund (CIF) during the financial year - NRLM, Rural Housing - PMAY(G), Houses constructed - EWS/LIG, Partially Covered Habitations – NRDWP, Road constructed- PMGSY

19. MIZORAM

Very Good

Food Security:Targeted Public Distribution System(TPDS), Food Security:National Food Security Act(Normal)-NFSA, Food Security:National Food Security Act(Tide Over)-NFSA, ICDS Blocks Operational (Cum.), Anganwadis Functional (Cum.), Area Covered under Plantation (Public and Forest Lands), Electricity supplied

Poor

Number of SHGs promoted (new and revived) during the financial year - NRLM, Number of SHGs provided Revolving Fund (RF) during the financial year - NRLM, Number of SHGs provided Community Investment Fund (CIF) during the financial year - NRLM, Rural Housing - PMAY(G), Seedlings planted (Public and Forest Lands), Road constructed- PMGSY, Villages electrified - DDUGJY

20. NAGALAND

Very Good

Food Security:Targeted Public Distribution System(TPDS), Food Security:National Food Security Act(Normal)-NFSA, Food Security:National Food Security Act(Tide Over)-NFSA, ICDS Blocks Operational (Cum.), Road constructed- PMGSY, Electricity supplied

Good

Anganwadis Functional (Cum.)

Poor

Number of SHGs promoted (new and revived) during the financial year - NRLM, Number of SHGs provided Revolving Fund (RF) during the financial year - NRLM, Number of SHGs provided Community Investment Fund (CIF) during the financial year - NRLM, Villages electrified - DDUGJY

21. ODISHA

Very Good

Food Security:Targeted Public Distribution System(TPDS), Food Security:National Food Security Act(Normal)-NFSA, SC families assisted - under SCA to SCSP & NSFDC, ICDS Blocks Operational (Cum.), Anganwadis Functional (Cum.), Area Covered under Plantation (Public and Forest Lands), Villages electrified - DDUGJY. Pumps sets energized. Electricity supplied

Poor

Number of SHGs promoted (new and revived) during the financial year - NRLM, Number of SHGs provided Revolving Fund (RF) during the financial year - NRLM, Number of SHGs provided Community Investment Fund (CIF) during the financial year - NRLM, Rural Housing - PMAY(G), Houses constructed - EWS/LIG, Partially Covered Habitations – NRDWP, Coverage of quality affected habitations - NRDWP, Seedlings planted (Public and Forest Lands), Road constructed- PMGSY

22. PUDUCHERRY

Very Good

ICDS Blocks Operational (Cum.), Anganwadis Functional (Cum.), Area Covered under Plantation (Public and Forest Lands), Seedlings planted (Public and Forest Lands), Pumps sets energized, Electricity supplied

Poor

SC families assisted - under SCA to SCSP & NSFDC

23. PUNJAB

Very Good

Food Security:Targeted Public Distribution System(TPDS), Food Security:National Food Security Act(Normal)-NFSA, Partially Covered Habitations – NRDWP, SC families assisted - under SCA to SCSP & NSFDC, ICDS Blocks Operational (Cum.), Anganwadis Functional (Cum.), Area Covered under Plantation (Public and Forest Lands), Seedlings planted (Public and Forest Lands), Road constructed- PMGSY, Electricity supplied

Poor

Number of SHGs promoted (new and revived) during the financial year - NRLM, Number of SHGs provided Revolving Fund (RF) during the financial year - NRLM, Number of SHGs provided Community Investment Fund (CIF) during the financial year - NRLM, Rural Housing - PMAY(G), Houses constructed - EWS/LIG, Coverage of quality affected habitations - NRDWP, Pumps sets energized

24. RAJASTHAN

Very Good

Number of SHGs promoted (new and revived) during the financial year - NRLM, Number of SHGs provided Revolving Fund (RF) during the financial year - NRLM, Partially Covered Habitations – NRDWP, Coverage of quality affected habitations - NRDWP, SC families assisted - under SCA to SCSP & NSFDC, ICDS Blocks Operational (Cum.), Anganwadis Functional (Cum.), Area Covered under Plantation (Public and Forest Lands), Seedlings planted (Public and Forest Lands), Road constructed- PMGSY, Villages electrified - DDUGJY. Pumps sets energized. Electricity supplied

Poor

Number of SHGs provided Community Investment Fund (CIF) during the financial year - NRLM, Food Security:Targeted Public Distribution System(TPDS), Food Security:National Food Security Act(Normal)-NFSA, Rural Housing - PMAY(G), Houses constructed - EWS/LIG

25. SIKKIM

Very Good

Food Security:Targeted Public Distribution System(TPDS), Food Security:National Food Security Act(Normal)-NFSA, Food Security:National Food Security Act(Tide Over)-NFSA, ICDS Blocks Operational (Cum.), Anganwadis Functional (Cum.), Electricity supplied

Poor

Number of SHGs promoted (new and revived) during the financial year - NRLM, Number of SHGs provided Revolving Fund (RF) during the financial year - NRLM, Number of SHGs provided Community Investment Fund (CIF) during the financial year - NRLM, SC families assisted - under SCA to SCSP & NSFDC, Area Covered under Plantation (Public and Forest Lands), Seedlings planted (Public and Forest Lands). Road constructed- PMGSY

26. TAMIL NADU

Very Good

Number of SHGs provided Revolving Fund (RF) during the financial year - NRLM, Food Security:Targeted Public Distribution System(TPDS), Food Security:National Food Security Act(Normal)-NFSA, Food Security:National Food Security Act(Tide Over)-NFSA, Houses constructed - EWS/LIG, SC families assisted - under SCA to SCSP & NSFDC, ICDS Blocks Operational (Cum.), Anganwadis Functional (Cum.). Road constructed- PMGSY. Pumps sets energized. Electricity supplied

Poor

Number of SHGs promoted (new and revived) during the financial year - NRLM, Number of SHGs provided Community Investment Fund (CIF) during the financial year - NRLM, Rural Housing - PMAY(G), Partially Covered Habitations – NRDWP, Coverage of quality affected habitations - NRDWP, Area Covered under Plantation (Public and Forest Lands), Seedlings planted (Public and Forest Lands)

27. TELANGANA

Very Good

Food Security:Targeted Public Distribution System(TPDS), Food Security:National Food Security Act(Normal)-NFSA, ICDS Blocks Operational (Cum.), Anganwadis Functional (Cum.), Seedlings planted (Public and Forest Lands), Pumps sets energized, Electricity supplied

Good

Partially Covered Habitations – NRDWP, Area Covered under Plantation (Public and Forest Lands)

Poor

Number of SHGs provided Revolving Fund (RF) during the financial year - NRLM, Number of SHGs provided Community Investment Fund (CIF) during the financial year - NRLM, Food Security:National Food Security Act(Tide Over)-NFSA, Houses constructed - EWS/LIG, Coverage of quality affected habitations - NRDWP, SC families assisted - under SCA to SCSP & NSFDC, Road constructed- PMGSY

28. TRIPURA

Very Good

Number of SHGs promoted (new and revived) during the financial year - NRLM, Food Security:Targeted Public Distribution System(TPDS), Food Security:National Food Security Act(Normal)-NFSA, Food Security:National Food Security Act(Tide Over)-NFSA, ICDS Blocks Operational (Cum.), Anganwadis Functional (Cum.). Electricity supplied

Poor

Number of SHGs provided Revolving Fund (RF) during the financial year - NRLM, Number of SHGs provided Community Investment Fund (CIF) during the financial year - NRLM, Rural Housing - PMAY(G), Road constructed- PMGSY

29. UTTARAKHAND

Very Good

Number of SHGs promoted (new and revived) during the financial year - NRLM, Number of SHGs provided Community Investment Fund (CIF) during the financial year - NRLM, Food Security:Targeted Public Distribution System(TPDS), Food Security:National Food Security Act(Normal)-NFSA, Food Security:National Food Security Act(Tide Over)-NFSA, Partially Covered Habitations – NRDWP, ICDS Blocks Operational (Cum.), Anganwadis Functional (Cum.), Area Covered under Plantation (Public and Forest Lands), Seedlings planted (Public and Forest Lands), Pumps sets energized, Electricity supplied

Poor

Number of SHGs provided Revolving Fund (RF) during the financial year - NRLM, Rural Housing - PMAY(G), SC families assisted - under SCA to SCSP & NSFDC, Road constructed- PMGSY, Villages electrified - DDUGJY

30. UTTAR PRADESH

Very Good

Food Security:Targeted Public Distribution System(TPDS), Food Security:National Food Security Act(Normal)-NFSA, ICDS Blocks Operational (Cum.), Anganwadis Functional (Cum.), Seedlings planted (Public and Forest Lands), Electricity supplied

Good

Pumps sets energized

Poor

Number of SHGs promoted (new and revived) during the financial year - NRLM, Number of SHGs provided Revolving Fund (RF) during the financial year - NRLM, Number of SHGs provided Community Investment Fund (CIF) during the financial year - NRLM, Rural Housing - PMAY(G), Houses constructed - EWS/LIG, Partially Covered Habitations – NRDWP, Coverage of quality affected habitations - NRDWP, SC families assisted - under SCA to SCSP & NSFDC, Area Covered under Plantation (Public and Forest Lands), Road constructed- PMGSY, Villages electrified - DDUGJY

31. WEST BENGAL

Very Good

Number of SHGs promoted (new and revived) during the financial year - NRLM, Number of SHGs provided Revolving Fund (RF) during the financial year - NRLM, Food Security:Targeted Public Distribution System(TPDS), Food Security:National Food Security Act(Normal)-NFSA, Houses constructed - EWS/LIG, Partially Covered Habitations – NRDWP, Coverage of quality affected habitations - NRDWP, Area Covered under Plantation (Public and Forest Lands), Seedlings planted (Public and Forest Lands), Villages electrified - DDUGJY, Pumps sets energized, Electricity supplied

Poor

Number of SHGs provided Community Investment Fund (CIF) during the financial year - NRLM, Rural Housing - PMAY(G), SC families assisted - under SCA to SCSP & NSFDC, ICDS Blocks Operational (Cum.), Anganwadis Functional (Cum.), Road constructed- PMGSY

32. ANDAMAN AND NICOBAR ISLANDS

Very Good

ICDS Blocks Operational (Cum.), Anganwadis Functional (Cum.), Area Covered under Plantation (Public and Forest Lands)

Good

Electricity supplied

Poor

Food Security:Targeted Public Distribution System(TPDS), Food Security:National Food Security Act(Normal)-NFSA, Food Security:National Food Security Act(Tide Over)-NFSA, Rural Housing - PMAY(G), Partially Covered Habitations – NRDWP, Seedlings planted (Public and Forest Lands)

33. CHANDIGARH

Very Good

SC families assisted - under SCA to SCSP & NSFDC, ICDS Blocks Operational (Cum.), Anganwadis Functional (Cum.), Area Covered under Plantation (Public and Forest Lands), Seedlings planted (Public and Forest Lands), Electricity supplied

Poor

Houses constructed – EWS/LIG

34. DADRA AND NAGAR HAVELI

Very Good

Food Security: Targeted Public Distribution System (TPDS), Food Security: National Food Security Act (Normal)-NFSA, ICDS Blocks Operational (Cum.), Electricity supplied

Poor

Rural Housing - PMAY(G), Houses constructed - EWS/LIG, SC families assisted - under SCA to SCSP & NSFDC, Anganwadis Functional (Cum.), Seedlings planted (Public and Forest Lands), Pumps sets energized

35. DAMAN AND DIU

Very Good

Food Security: Targeted Public Distribution System (TPDS), Food Security: National Food Security Act (Normal)-NFSA, ICDS Blocks Operational (Cum.), Anganwadis Functional (Cum.), Pumps sets energized, Electricity supplied

Poor

Rural Housing - PMAY(G), SC families assisted - under SCA to SCSP & NSFDC, Area Covered under Plantation (Public and Forest Lands)

36. LAKSHADWEEP

Very Good

ICDS Blocks Operational (Cum.), Anganwadis Functional (Cum.), Electricity supplied

Good

Food Security: Targeted Public Distribution System (TPDS), Food Security: National Food Security Act (Normal)-NFSA, Food Security: National Food Security Act (Tide Over)-NFSA

Poor

Area Covered under Plantation (Public and Forest Lands), Seedlings planted (Public and Forest Lands)

TWENTY POINT PROGRAMME - 2006

PART - II

ITEM-WISE PERFORMANCE

Table - 1

Employment generation under the NREG Scheme

| Sl. No. | State/UT Name | No. of job cards issued (Number) April 2017- September 2017 | Employment generated (Number) April 2017- September 2017 | Wages given (Rupees) April 2017- September 2017 |
|--------------------|-----------------------------|--|---|--|
| | | (3) | (4) | (5) |
| 1 | ANDHRA PRADESH | 175161 | 164,498,000 | 22,968,040,000 |
| 2 | ARUNACHAL PRADESH | NR | NR | NR |
| 3 | ASSAM | 43,959 | 21,811,000 | 4,733,511,000 |
| 4 | BIHAR | 364752 | 54,146,000 | 13555994000 |
| 5 | CHHATTISGARH | 99,398 | 57931000 | 10142548000 |
| 6 | GOA | 314 | 90,361 | 20291000 |
| 7 | GUJARAT | 6860000 | 19,632,000 | 3,626,883,000 |
| 8 | HARYANA | NR | NR | NR |
| 9 | HIMACHAL PRADESH | 8227 | 11,886,000 | 2,327,249,000 |
| 10 | JAMMU AND KASHMIR | 1087598 \$ | 8,153,000 | 3,660,000,000 |
| 11 | JHARKHAND | 116,867 | 34,122,073 | 6,275,709,000 |
| 12 | KARNATAKA | 93,683 | 50,607,000 | 17,356,432,000 |
| 13 | KERALA | 32,115 | 3,245,579 | 613,558,000 |
| 14 | MADHYA PRADESH | NR | NR | NR |
| 15 | MAHARASHTRA | 134351 | 42,995,929 | 8,433,048,000 |
| 16 | MANIPUR | 538,141 | 1,102,000 | 180,915,000 |
| 17 | MEGHALAYA | 511,788 | 9,267,000 | 3,204,712,000 |
| 18 | MIZORAM | 60,836 | 2,060,259 | 1,258,019,700 |
| 19 | NAGALAND | NR | NR | NR |
| 20 | ODISHA | 14071 | 46,109,000 | 9,933,221,000 |
| 21 | PUDUCHERRY | 26,337 | 574,000 | 103,844,000 |
| 22 | PUNJAB | 84,738 | 11,492,000 | 2,706,908,000 |
| 23 | RAJASTHAN | 9,456,710 | 146,863,000 | 20,240,249,000 |
| 24 | SIKKIM | 79,456 | 1,549,222 | 33,300,000 |
| 25 | TAMIL NADU | 7,833,054 | 172,000,000 | 25,168,013,000 |
| 26 | TELANGANA | 69,871 | 97,709,000 | 13,783,463,000 |
| 27 | TRIPURA | NR | NR | NR |
| 28 | UTTARAKHAND | 11,267 | 9,856,000 | 1,986,840,000 |
| 29 | UTTAR PRADESH | 0 | 86,283,000 | 16,441,615,000 |
| 30 | WEST BENGAL | 719,292 | 145,105,000 | 30,037,460,000 |
| 31 | ANDAMAN AND NICOBAR ISLANDS | 55 | 57,233 | 22,230,000 |
| 32 | DADRA AND NAGAR HAVELI | 304 | 0 | 0 |
| 33 | LAKSHADWEEP | 8,305 | 1,370 | 376,000 |
| Grand Total | | 28,430,650 | 1,199,146,026 | 218,814,428,700 |

Note: Negative figures has been taken as zero

NR Not Reported

\$ State has revised the figure downward

Table - 2(A)

National Rural Livelihood Mission (NRLM)
Number of SHGs promoted (new and revived) during the financial year
(Unit: Number)

| Sl. No. | State/UT Name | Target | | Achievement @ April 2017-September 2017 | Percent Achievement April 2017-September 2017 |
|--------------------|-------------------|----------------|---------------------------|---|---|
| | | 2017-2018 | April 2017-September 2017 | | |
| (1) | (2) | (3) | (4) | (5) | (5)/(4) |
| 1 | ANDHRA PRADESH | 108400 | 54,200 | 0 | 0 |
| 2 | ARUNACHAL PRADESH | 1,771 | 830 | 262 | 32 |
| 3 | ASSAM | 26,520 | 16,574 | 16,887 | 102 |
| 4 | BIHAR | 85,422 | 46,196 | 63,425 | 137 |
| 5 | CHHATTISGARH | 31,200 | 15,600 | 9,351 | 60 |
| 6 | GOA | 990 | 440 | 0 | 0 |
| 7 | GUJARAT | 11,816 | 11,816 | 71,799 | 608 |
| 8 | HARYANA | 5,500 | 3,300 | 2,924 | 89 |
| 9 | HIMACHAL PRADESH | 2,523 | 757 | 485 | 64 |
| 10 | JAMMU AND KASHMIR | 7,880 | 4,917 | 2,326 | 47 |
| 11 | JHARKHAND | 41,839 | 20,089 | 18,887 | 94 |
| 12 | KARNATAKA | 122,640 | 61,320 | 636 | 1 |
| 13 | KERALA | 13,099 | 6,450 | 1,680 | 26 |
| 14 | MADHYA PRADESH | 38,458 | 16,153 | 13,279 | 82 |
| 15 | MAHARASHTRA | 38,778 | 18,361 | 33,652 | 183 |
| 16 | MANIPUR | 1,410 | 500 | 379 | 76 |
| 17 | MEGHALAYA | 2,676 | 1,248 | 578 | 46 |
| 18 | MIZORAM | 13,052 | 7,425 | 765 | 10 |
| 19 | NAGALAND | 4,150 | 2,350 | 27 | 1 |
| 20 | ODISHA | 18,335 | 7,284 | 4,191 | 58 |
| 21 | PUDUCHERRY | 0 | 0 | 0 | - |
| 22 | PUNJAB | 5,215 | 2,695 | 1,231 | 46 |
| 23 | RAJASTHAN | 11,760 | 5,680 | 15,729 | 277 |
| 24 | SIKKIM | 1,341 | 470 | 180 | 38 |
| 25 | TAMIL NADU | 20,000 | 9,500 | 3,389 | 36 |
| 26 | TELANGANA | 0 | 0 | 0 | - |
| 27 | TRIPURA | 1,505 | 800 | 893 | 112 |
| 28 | UTTARAKHAND | 7,050 | 2,150 | 2,370 | 110 |
| 29 | UTTAR PRADESH | 48,680 | 19,835 | 8,041 | 41 |
| 30 | WEST BENGAL | 19,640 | 10,802 | 146616 | 1357 |
| Grand Total | | 691,650 | 347,742 | 419,982 | 121 |

Very Good: (90% or above of targets)

ASSAM, BIHAR, GUJARAT, JHARKHAND, MAHARASHTRA, RAJASTHAN, TRIPURA, UTTARAKHAND, WEST BENGAL

Good: (Between 80% to 90% targets)

HARYANA, MADHYA PRADESH

Poor: (Below 80% of targets)

ANDHRA PRADESH, ARUNACHAL PRADESH, CHHATTISGARH, GOA, HIMACHAL PRADESH, JAMMU AND KASHMIR, KARNATAKA, KERALA, MANIPUR, MEGHALAYA, MIZORAM, NAGALAND, ODISHA, PUNJAB, SIKKIM, TAMIL NADU, UTTAR PRADESH, ANDAMAN AND NICOBAR ISLANDS, DAMAN AND DIU, LAKSHADWEEP

Note: @ Figures received from M/o Rural Development have been considered

NRLM: No. of SHGs Promoted (New & Revived)

% Achievement of Target

During April 2017 - September 2017

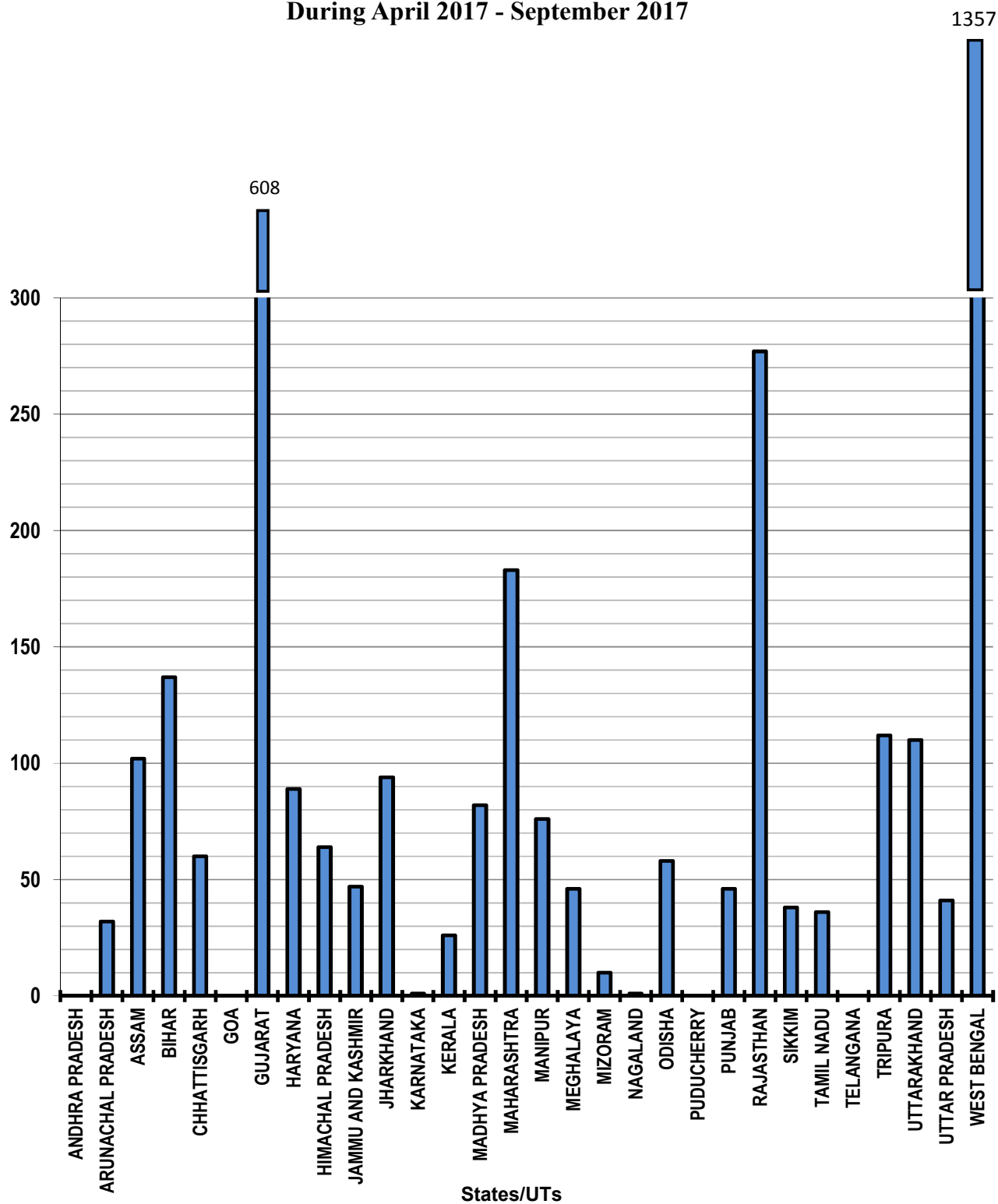


Table - 2(B)
National Rural Livelihood Mission (NRLM)
Number of SHGs provided Revolving Fund (RF) during the financial year
(Unit: Number)

| Sl. No. | State/UT Name | Target | | Achievement @ April 2017-September 2017 | Percent Achievement April 2017-September 2017 |
|--------------------|-------------------|----------------|---------------------------|---|---|
| | | 2017-2018 | April 2017-September 2017 | | |
| (1) | (2) | (3) | (4) | (5) | (5)/(4) |
| 1 | ANDHRA PRADESH | 25,000 | 12,500 | 0 | 0 |
| 2 | ARUNACHAL PRADESH | 1,231 | 400 | 92 | 23 |
| 3 | ASSAM | 23,100 | 10,200 | 9,906 | 97 |
| 4 | BIHAR | 110039 | 59,362 | 32,390 | 55 |
| 5 | CHHATTISGARH | 15,802 | 7,902 | 4,524 | 57 |
| 6 | GOA | 700 | 400 | 0 | 0 |
| 7 | GUJARAT | 9,467 | 8,922 | 63,906 | 716 |
| 8 | HARYANA | 5,000 | 3,000 | 1,446 | 48 |
| 9 | HIMACHAL PRADESH | 2,500 | 750 | 547 | 73 |
| 10 | JAMMU AND KASHMIR | 7,086 | 3,766 | 4,052 | 108 |
| 11 | JHARKHAND | 34,683 | 19,105 | 6,672 | 35 |
| 12 | KARNATAKA | 9,175 | 3,500 | 41 | 1 |
| 13 | KERALA | 11,299 | 5,500 | 143 | 3 |
| 14 | MADHYA PRADESH | 52,698 | 15,629 | 5,982 | 38 |
| 15 | MAHARASHTRA | 34,296 | 25,696 | 10,510 | 41 |
| 16 | MANIPUR | 1,168 | 350 | 148 | 42 |
| 17 | MEGHALAYA | 2,692 | 1,400 | 562 | 40 |
| 18 | MIZORAM | 1,259 | 591 | 344 | 58 |
| 19 | NAGALAND | 3,862 | 1,200 | 0 | 0 |
| 20 | ODISHA | 20,000 | 14,000 | 4,416 | 32 |
| 21 | PUDUCHERRY | 0 | 0 | 0 | - |
| 22 | PUNJAB | 4,761 | 2,300 | 315 | 14 |
| 23 | RAJASTHAN | 9,650 | 3,730 | 3,605 | 97 |
| 24 | SIKKIM | 1,341 | 470 | 167 | 36 |
| 25 | TAMIL NADU | 4,000 | 2,400 | 2,215 | 92 |
| 26 | TELANGANA | 800 | 400 | 0 | 0 |
| 27 | TRIPURA | 1,828 | 960 | 683 | 71 |
| 28 | UTTARAKHAND | 5,500 | 1,500 | 1,190 | 79 |
| 29 | UTTAR PRADESH | 40,460 | 11,700 | 6,640 | 57 |
| 30 | WEST BENGAL | 34,025 | 18,714 | 50,080 | 268 |
| Grand Total | | 473,422 | 236,347 | 210,576 | 89 |

Very Good: (90% or above of targets)

ASSAM, GUJARAT, JAMMU AND KASHMIR, RAJASTHAN, TAMIL NADU, WEST BENGAL

Poor: (Below 80% of targets)

ANDHRA PRADESH, ARUNACHAL PRADESH, BIHAR, CHHATTISGARH, GOA, HARYANA, HIMACHAL PRADESH, JHARKHAND, KARNATAKA, KERALA, MADHYA PRADESH, MAHARASHTRA, MANIPUR, MEGHALAYA, MIZORAM, NAGALAND, ODISHA, PUNJAB, SIKKIM, TELANGANA, TRIPURA, UTTARAKHAND, UTTAR PRADESH, ANDAMAN AND NICOBAR ISLANDS, LAKSHADWEEP

Note: @ Figures received from M/o Rural Development have been considered

NRLM: No. of SHGs Provided Revolving Fund

% Achievement of Target
During April 2017 - September 2017

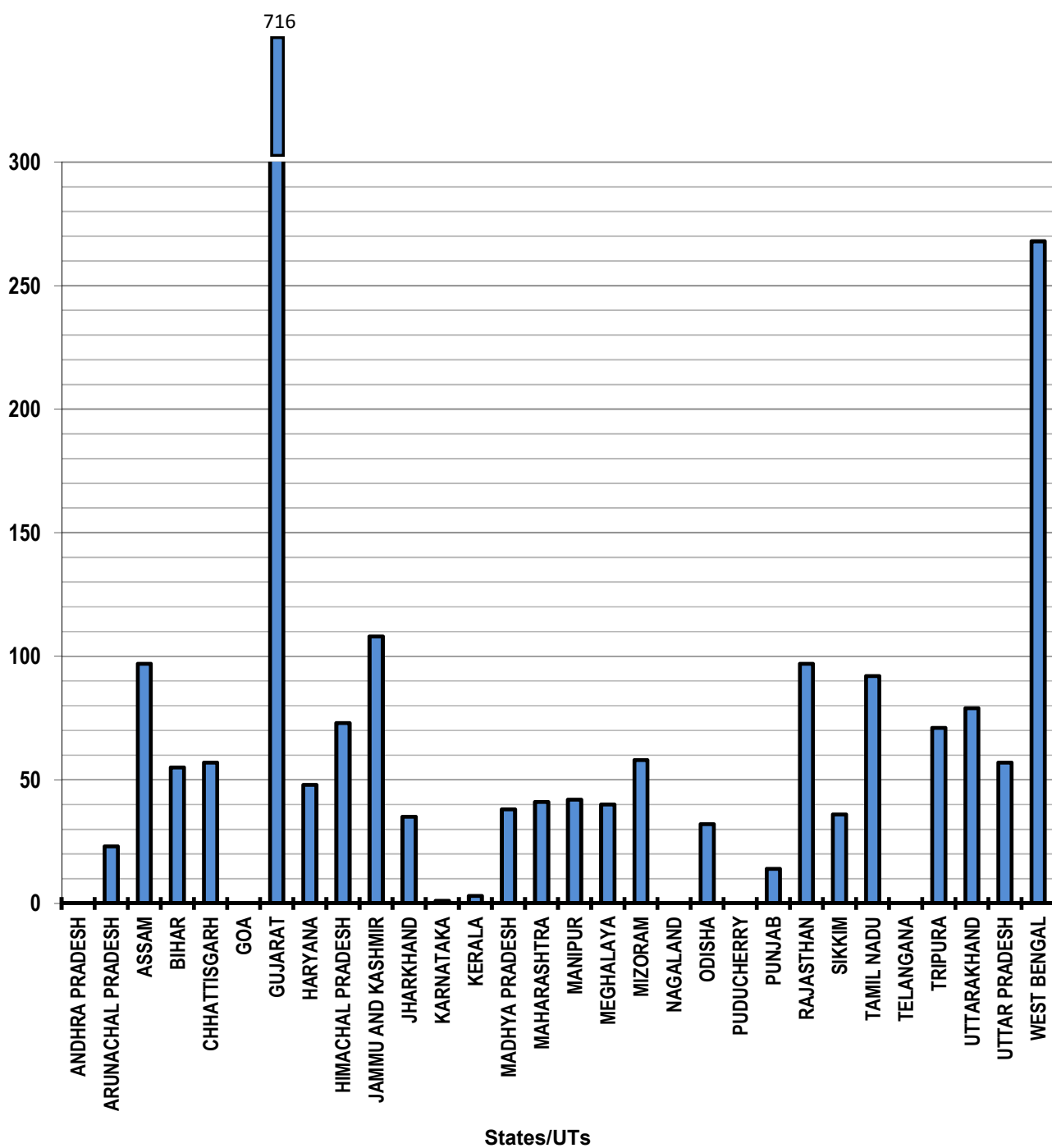


Table - 2(C)

National Rural Livelihood Mission (NRLM)
Number of SHGs provided Community Investment Fund (CIF) during the financial year
(Unit: Number)

| Sl. No. | State/UT Name | Target | | Achievement @ April 2017-September 2017 | Percent Achievement April 2017-September 2017 |
|--------------------|-------------------|----------------|---------------------------|---|---|
| | | 2017-2018 | April 2017-September 2017 | | |
| (1) | (2) | (3) | (4) | (5) | (5)/(4) |
| 1 | ANDHRA PRADESH | 4,500 | 2,250 | 0 | 0 |
| 2 | ARUNACHAL PRADESH | 465 | 67 | 0 | 0 |
| 3 | ASSAM | 12,000 | 5,300 | 2,206 | 42 |
| 4 | BIHAR | 71,160 | 39,923 | 1,514 | 4 |
| 5 | CHHATTISGARH | 8,700 | 4,325 | 0 | 0 |
| 6 | GOA | 300 | 150 | 0 | 0 |
| 7 | GUJARAT | 7,070 | 3,400 | 1,752 | 52 |
| 8 | HARYANA | 1,350 | 850 | 656 | 77 |
| 9 | HIMACHAL PRADESH | 1,300 | 390 | 227 | 58 |
| 10 | JAMMU AND KASHMIR | 6,676 | 4,218 | 147 | 3 |
| 11 | JHARKHAND | 18,843 | 9,726 | 2,549 | 26 |
| 12 | KARNATAKA | 5,410 | 2,450 | 656 | 27 |
| 13 | KERALA | 4,358 | 1,050 | 227 | 22 |
| 14 | MADHYA PRADESH | 23,368 | 3,703 | 2226 | 60 |
| 15 | MAHARASHTRA | 8,875 | 11,466 | 0 | 0 |
| 16 | MANIPUR | 970 | 330 | 0 | 0 |
| 17 | MEGHALAYA | 1,784 | 720 | 25 | 3 |
| 18 | MIZORAM | 882 | 511 | 160 | 31 |
| 19 | NAGALAND | 1,250 | 800 | 19 | 2 |
| 20 | ODISHA | 52,500 | 30,000 | 1,503 | 5 |
| 21 | PUDUCHERRY | 0 | 0 | 41 | - |
| 22 | PUNJAB | 1,751 | 420 | 293 | 70 |
| 23 | RAJASTHAN | 7,270 | 3,470 | 0 | 0 |
| 24 | SIKKIM | 1,200 | 600 | 0 | 0 |
| 25 | TAMIL NADU | 5,899 | 4,000 | 25 | 1 |
| 26 | TELANGANA | 800 | 400 | 291 | 73 |
| 27 | TRIPURA | 1,046 | 530 | 0 | 0 |
| 28 | UTTARAKHAND | 1,500 | 500 | 699 | 140 |
| 29 | UTTAR PRADESH | 29,120 | 9,200 | 241 | 3 |
| 30 | WEST BENGAL | 24,000 | 13,200 | 0 | 0 |
| Grand Total | | 304,347 | 153,949 | 15,457 | 10 |

Very Good:(90% or above of targets)

UTTARAKHAND

Poor:(Below 80% of targets)

ARUNACHAL PRADESH, ANDHRA PRADESH, ASSAM, BIHAR, CHHATTISGARH, GOA, GUJARAT, HARYANA, HIMACHAL PRADESH, JAMMU AND KASHMIR, JHARKHAND, KARNATAKA, KERALA, MADHYA PRADESH, MAHARASHTRA, MANIPUR, MEGHALAYA, MIZORAM, NAGALAND, ODISHA, PUNJAB, RAJASTHAN, SIKKIM, TAMIL NADU, TELANGANA, TRIPURA, UTTAR PRADESH, WEST BENGAL

Note: @ Figures received from M/o Rural Development have been considered

**NRLM: No. of SHGs Provided Community Investment
Fund (CIF)**
% Achievement of Target
During April 2017 - September 2017

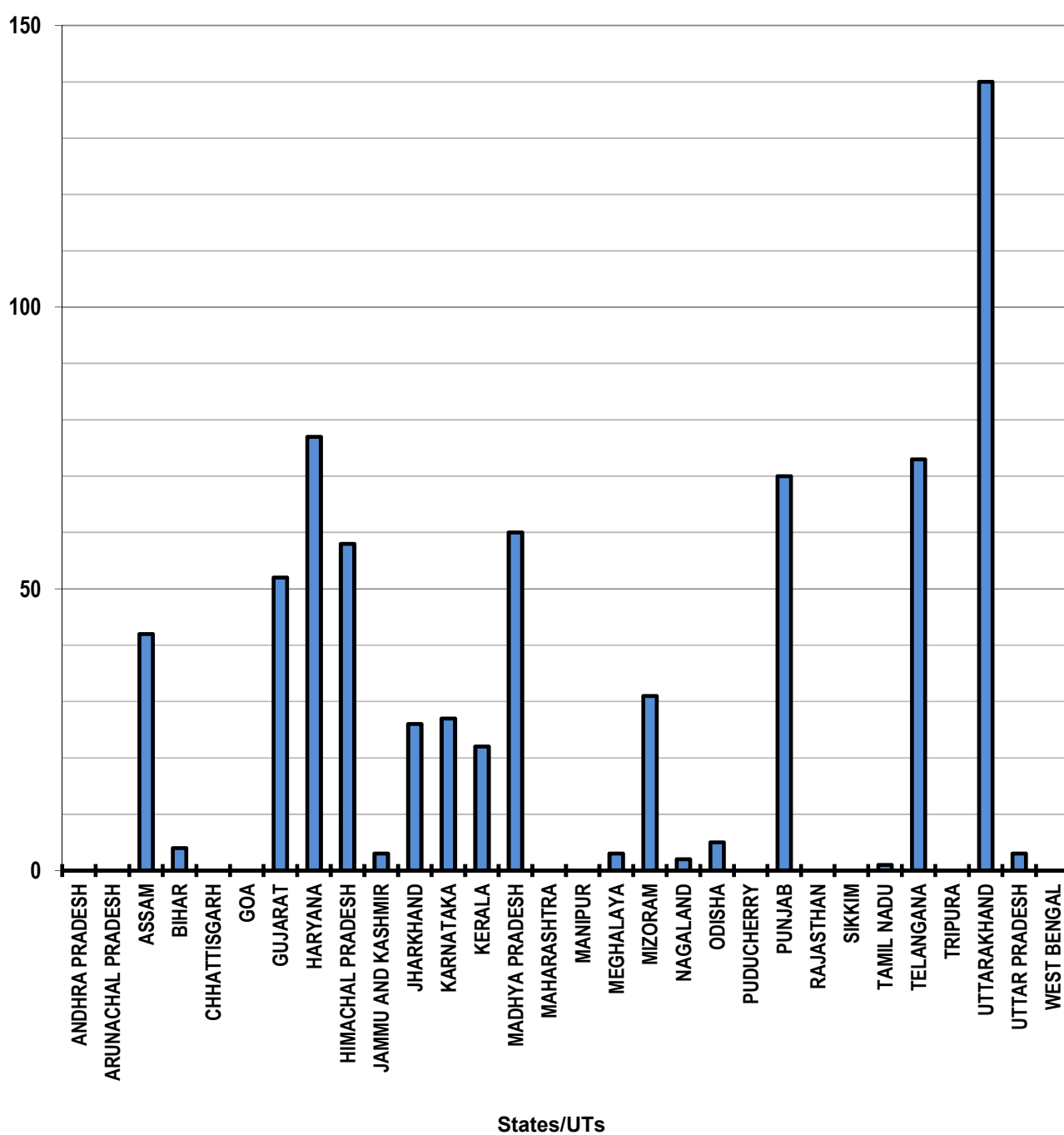


Table - 3(A)

**Distribution of waste land to the landless
(Unit: Hectare)**

| | | Total Land Distributed (Hectare) April 2017- September 2017 |
|--------------------|-----------------------------|--|
| Sl. No. | State/UT Name | |
| (1) | (2) | (3) |
| 1 | ANDHRA PRADESH | NR |
| 2 | ARUNACHAL PRADESH | NR |
| 3 | ASSAM | NR |
| 4 | BIHAR | 101 |
| 5 | CHHATTISGARH | 0 |
| 6 | DELHI | NR |
| 7 | GOA | 0 |
| 8 | GUJARAT | NR |
| 9 | HARYANA | NR |
| 10 | JAMMU AND KASHMIR | 0 |
| 11 | JHARKHAND | 0 |
| 12 | KARNATAKA | 0 |
| 13 | KERALA | 0 |
| 14 | MADHYA PRADESH | NR |
| 15 | MAHARASHTRA | 0 |
| 16 | MANIPUR | 0 |
| 17 | MEGHALAYA | 0 |
| 18 | MIZORAM | NR |
| 19 | NAGALAND | NR |
| 20 | ODISHA | 94 |
| 22 | PUNJAB | 0 |
| 23 | RAJASTHAN | NR |
| 24 | SIKKIM | NR |
| 25 | TAMIL NADU | 0 |
| 26 | TELANGANA | 723 |
| 27 | TRIPURA | NR |
| 28 | UTTARAKHAND | NR |
| 29 | UTTAR PRADESH | 390 |
| 30 | WEST BENGAL | 313 |
| 31 | ANDAMAN AND NICOBAR ISLANDS | NR |
| 32 | CHANDIGARH | NR |
| 33 | DADRA AND NAGAR HAVELI | NR |
| 34 | DAMAN AND DIU | 0 |
| 35 | LAKSHADWEEP | 0 |
| Grand Total | | 1,621 |

Note: NR Not Reported

Table - 3(B)

Distribution of waste land to the landless

| Sl. No. | State/UT Name | Land Distributed to SC (Hectare) April 2017-September 2017 | Land Distributed to ST (Hectare) April 2017-September 2017 | Land Distributed to Others (Hectare) April 2017-September 2017 |
|-------------|-----------------------------|--|--|--|
| (1) | (2) | (3) | (4) | (5) |
| 1 | ANDHRA PRADESH | NR | NR | NR |
| 2 | ARUNACHAL PRADESH | NR | NR | NR |
| 3 | ASSAM | NR | NR | NR |
| 4 | BIHAR | 41 | 10 | 51 |
| 5 | CHHATTISGARH | 0 | 0 | 0 |
| 6 | DELHI | NR | NR | NR |
| 7 | GOA | NR | NR | NR |
| 8 | GUJARAT | NR | NR | NR |
| 9 | HARYANA | NR | NR | NR |
| 10 | JAMMU AND KASHMIR | 0 | 0 | 0 |
| 11 | JHARKHAND | 0 | 0 | 0 |
| 12 | KARNATAKA | 0 | 0 | 0 |
| 13 | KERALA | 0 | 0 | 0 |
| 14 | MADHYA PRADESH | NR | NR | NR |
| 15 | MAHARASHTRA | 0 | 0 | 0 |
| 16 | MANIPUR | 0 | 0 | 0 |
| 17 | MEGHALAYA | NR | NR | NR |
| 18 | MIZORAM | NR | NR | NR |
| 19 | NAGALAND | NR | NR | NR |
| 20 | ODISHA | 24 | 66 | 4 |
| 22 | PUNJAB | 0 | 0 | 0 |
| 23 | RAJASTHAN | NR | NR | NR |
| 24 | SIKKIM | 0 | 0 | 0 |
| 25 | TAMIL NADU | 0 | 0 | 0 |
| 26 | TELANGANA | 723 | 0 | 0 |
| 27 | TRIPURA | NR | NR | NR |
| 28 | UTTARAKHAND | NR | NR | NR |
| 29 | UTTAR PRADESH | 131 | 0 | 259 |
| 30 | WEST BENGAL | 174 | 26 | 113 |
| 31 | ANDAMAN AND NICOBAR ISLANDS | NR | NR | NR |
| 32 | CHANDIGARH | NR | NR | NR |
| 33 | DADRA AND NAGAR HAVELI | NR | NR | NR |
| 34 | DAMAN AND DIU | 0 | 0 | 0 |
| 35 | LAKSHADWEEP | 0 | 0 | 0 |
| Grand Total | | 1093 | 102 | 427 |

Note: NR Not Reported

Table - 4(A)

Minimum Wages Enforcement (including Farm Labour)

| Sl. No. | State/UT Name | Agriculture and Farm Workers: Inspections made (Number) April 2017-September 2017 | Agriculture and Farm Workers: Irregularities detected (Number) April 2017-September 2017 | Agriculture and Farm Workers: Irregularities rectified (Number) April 2017-September 2017 |
|--------------------|-----------------------------|---|--|---|
| (1) | (2) | (3) | (4) | (5) |
| 1 | ANDHRA PRADESH | NR | NR | NR |
| 2 | ARUNACHAL PRADESH | NR | NR | NR |
| 3 | ASSAM | NR | NR | NR |
| 4 | BIHAR | 44 | 7 | 44 |
| 5 | CHHATTISGARH | NR | NR | NR |
| 6 | DELHI | NR | NR | NR |
| 7 | GOA | NR | NR | NR |
| 8 | GUJARAT | NR | NR | NR |
| 9 | HARYANA | NR | NR | NR |
| 10 | HIMACHAL PRADESH | NR | NR | NR |
| 11 | JAMMU AND KASHMIR | NR | NR | NR |
| 12 | JHARKHAND | NR | NR | NR |
| 13 | KARNATAKA | NR | NR | NR |
| 14 | KERALA | NR | NR | NR |
| 15 | MADHYA PRADESH | NR | NR | NR |
| 16 | MAHARASHTRA | NR | NR | NR |
| 17 | MANIPUR | NR | NR | NR |
| 18 | MEGHALAYA | NR | NR | NR |
| 19 | MIZORAM | NR | NR | NR |
| 20 | NAGALAND | NR | NR | NR |
| 21 | ODISHA | NR | NR | NR |
| 22 | PUDUCHERRY | NR | NR | NR |
| 23 | PUNJAB | NR | NR | NR |
| 24 | RAJASTHAN | NR | NR | NR |
| 25 | SIKKIM | NR | NR | NR |
| 26 | TAMIL NADU | 93,530 | 117 | 24 |
| 27 | TELANGANA | NR | NR | NR |
| 28 | TRIPURA | NR | NR | NR |
| 29 | UTTARAKHAND | NR | NR | NR |
| 30 | UTTAR PRADESH | NR | NR | NR |
| 31 | WEST BENGAL | 1,195 | 3,920 | 946 |
| 32 | ANDAMAN AND NICOBAR ISLANDS | NR | NR | NR |
| 33 | CHANDIGARH | 48 | 11 | 2 |
| 34 | DADRA AND NAGAR HAVELI | 1 | 0 | 0 |
| 35 | DAMAN AND DIU | NR | NR | NR |
| 36 | LAKSHADWEEP | 0 | 0 | 0 |
| Grand Total | | 94,818 | 4,055 | 1,016 |

Note: NR Not Reported

Table - 4(B)
Minimum Wages Enforcement (including Farm Labour)
(Unit: Number)

| Sl. No. | | State/UT Name | Agriculture and Farm Workers: Claims filed (Number) April 2017-September 2017 | Agriculture and Farm Workers: Claims settled (Number) April 2017-September 2017 |
|--------------------|-----|-----------------------------|---|---|
| (1) | (2) | | (3) | (4) |
| 1 | | ANDHRA PRADESH | NR | NR |
| 2 | | ARUNACHAL PRADESH | NR | NR |
| 3 | | ASSAM | NR | NR |
| 4 | | BIHAR | 15 | 117 |
| 5 | | CHHATTISGARH | NR | NR |
| 6 | | DELHI | NR | NR |
| 7 | | GOA | NR | NR |
| 8 | | GUJARAT | NR | NR |
| 9 | | HARYANA | NR | NR |
| 10 | | HIMACHAL PRADESH | NR | NR |
| 11 | | JAMMU AND KASHMIR | NR | NR |
| 12 | | JHARKHAND | NR | NR |
| 13 | | KARNATAKA | NR | NR |
| 14 | | KERALA | NR | NR |
| 15 | | MADHYA PRADESH | NR | NR |
| 16 | | MAHARASHTRA | NR | NR |
| 17 | | MANIPUR | NR | NR |
| 18 | | MEGHALAYA | NR | NR |
| 19 | | MIZORAM | NR | NR |
| 20 | | NAGALAND | NR | NR |
| 21 | | ODISHA | NR | NR |
| 22 | | PUDUCHERRY | NR | NR |
| 23 | | PUNJAB | NR | NR |
| 24 | | RAJASTHAN | NR | NR |
| 25 | | SIKKIM | NR | NR |
| 26 | | TAMIL NADU | 506 | 424 |
| 27 | | TELANGANA | NR | NR |
| 28 | | TRIPURA | 0 | 0 |
| 29 | | UTTARAKHAND | 0 | 0 |
| 30 | | UTTAR PRADESH | 0 | 0 |
| 31 | | WEST BENGAL | 27 | 0 |
| 32 | | ANDAMAN AND NICOBAR ISLANDS | NR | NR |
| 33 | | CHANDIGARH | 7 | 1 |
| 34 | | DADRA AND NAGAR HAVELI | 0 | 0 |
| 35 | | DAMAN AND DIU | NR | NR |
| 36 | | LAKSHADWEEP | 0 | 0 |
| Grand Total | | | 555 | 542 |

Note: NR Not Reported

Table - 4(C)

Minimum Wages Enforcement (including Farm Labour)

| Sl. No. | State/UT Name | Agriculture and Farm Workers: Prosecution cases Pending (Number) April 2017-September 2017 | Agriculture and Farm Workers: Prosecution cases filed (Number) April 2017-September 2017 | Agriculture and Farm Workers: Prosecution cases decided (Number) April 2017-September 2017 |
|--------------------|-----------------------------|--|--|--|
| | | (3) | (4) | (5) |
| 1 | ANDHRA PRADESH | NR | NR | NR |
| 2 | ARUNACHAL PRADESH | NR | NR | NR |
| 3 | ASSAM | NR | NR | NR |
| 4 | BIHAR | 169 | 2 | 0 |
| 5 | CHHATTISGARH | NR | NR | NR |
| 6 | DELHI | NR | NR | NR |
| 7 | GOA | NR | NR | NR |
| 8 | GUJARAT | NR | NR | NR |
| 9 | HARYANA | NR | NR | NR |
| 10 | HIMACHAL PRADESH | NR | NR | NR |
| 11 | JAMMU AND KASHMIR | NR | NR | NR |
| 12 | JHARKHAND | NR | NR | NR |
| 13 | KARNATAKA | NR | NR | NR |
| 14 | KERALA | NR | NR | NR |
| 15 | MADHYA PRADESH | NR | NR | NR |
| 16 | MAHARASHTRA | NR | NR | NR |
| 17 | MANIPUR | NR | NR | NR |
| 18 | MEGHALAYA | NR | NR | NR |
| 19 | MIZORAM | NR | NR | NR |
| 20 | NAGALAND | NR | NR | NR |
| 21 | ODISHA | NR | NR | NR |
| 22 | PUDUCHERRY | NR | NR | NR |
| 23 | PUNJAB | NR | NR | NR |
| 24 | RAJASTHAN | NR | NR | NR |
| 25 | SIKKIM | NR | NR | NR |
| 26 | TAMIL NADU | 1,652 | 22 | 28 |
| 27 | TELANGANA | NR | NR | NR |
| 28 | TRIPURA | NR | NR | NR |
| 29 | UTTARAKHAND | NR | NR | NR |
| 30 | UTTAR PRADESH | NR | NR | NR |
| 31 | WEST BENGAL | 2,332 | 303 | 402 |
| 32 | ANDAMAN AND NICOBAR ISLANDS | NR | NR | NR |
| 33 | CHANDIGARH | 7 | 18 | 0 |
| 34 | DADRA AND NAGAR HAVELI | 0 | 0 | 0 |
| 35 | DAMAN AND DIU | NR | NR | NR |
| 36 | LAKSHADWEEP | 0 | 0 | 0 |
| Grand Total | | 4,160 | 345 | 430 |

Note: NR Not Reported

Table - 5(A)
Food security-Targeted Public Distribution system (APL+BPL+AAY)

| Sl. No. | State/UT Name | Allocation of Food Grains (Tonnes) April 2017-September 2017 | Off take (Tonnes) April 2017-September 2017 | Percentage of offtake w.r.t. Allocation of Food Grains |
|--------------------|-----------------------------|--|---|--|
| (1) | (2) | (3) | (4) | (5) |
| 1 | ANDHRA PRADESH | 935,922 | 951,578 | 102 |
| 2 | ARUNACHAL PRADESH | 44,496 | 44,995 | 101 |
| 3 | ASSAM | 847,566 | 883,527 | 104 |
| 4 | BIHAR | 2,746,932 | 2,882,234 | 105 |
| 5 | CHHATTISGARH | 692,028 | 692,028 | 100 |
| 6 | DELHI | 225,432 | 226,976 | 101 |
| 7 | GOA | 29,502 | 29,190 | 99 |
| 8 | GUJARAT | 1,177,246 | 1,141,505 | 97 |
| 9 | HARYANA | 397,500 | 358,711 | 90 |
| 10 | HIMACHAL PRADESH | 254,016 | 244,448 | 96 |
| 11 | JAMMU AND KASHMIR | 375,540 | 367,593 | 98 |
| 12 | JHARKHAND | 869,760 | 815,958 | 94 |
| 13 | KARNATAKA | 1,304,418 | 1,538,191 | 118 |
| 14 | KERALA | 712,524 | 733,642 | 103 |
| 15 | MADHYA PRADESH | 1,736,016 | 1,645,366 | 95 |
| 16 | MAHARASHTRA | 2,302,596 | 2,102,796 | 91 |
| 17 | MANIPUR | 71,726 | 74,123 | 103 |
| 18 | MEGHALAYA | 88,002 | 87,635 | 100 |
| 19 | MIZORAM | 32,880 | 38,043 | 116 |
| 20 | NAGALAND | 69,030 | 79,431 | 115 |
| 21 | ODISHA | 1,078,275 | 1,198,899 | 111 |
| 22 | PUDUCHERRY | 0 | 0 | - |
| 23 | PUNJAB | 435,060 | 398,474 | 92 |
| 24 | RAJASTHAN | 1,395,786 | 1,098,477 | 79 |
| 25 | SIKKIM | 22,164 | 21,606 | 97 |
| 26 | TAMIL NADU | 1,838,874 | 2,118,578 | 115 |
| 27 | TELANGANA | 669,000 | 658,710 | 98 |
| 28 | TRIPURA | 135,498 | 151,519 | 112 |
| 29 | UTTARAKHAND | 251,496 | 260,137 | 103 |
| 30 | UTTAR PRADESH | 4,855,033 | 4,833,040 | 100 |
| 31 | WEST BENGAL | 1,983,102 | 1,968,288 | 99 |
| 32 | ANDAMAN AND NICOBAR ISLANDS | 14,784 | 8,267 | 56 |
| 33 | CHANDIGARH | 0 | 0 | - |
| 34 | DADRA AND NAGAR HAVELI | 5,574 | 5,006 | 90 |
| 35 | DAMAN AND DIU | 2,712 | 2,443 | 90 |
| 36 | LAKSHADWEEP | 2,310 | 2,018 | 87 |
| Grand Total | | 27,602,800 | 27,663,432 | 100 |

Very Good:(90% or above of targets)

ANDHRA PRADESH, ARUNACHAL PRADESH, ASSAM, BIHAR, CHHATTISGARH, DELHI, GOA, GUJARAT, HARYANA, HIMACHAL PRADESH, JAMMU AND KASHMIR, JHARKHAND, KARNATAKA, KERALA, MADHYA PRADESH, MAHARASHTRA, MANIPUR, MEGHALAYA, MIZORAM, NAGALAND, ODISHA, PUNJAB, SIKKIM, TAMIL NADU, TELANGANA, TRIPURA, UTTARAKHAND, UTTAR PRADESH, WEST BENGAL, DADRA AND NAGAR HAVELI, DAMAN AND DIU

Good:(Between 80% to 90% targets)

LAKSHADWEEP

Poor:(Below 80% of targets)

RAJASTHAN, ANDAMAN AND NICOBAR ISLANDS

Food Security: Targeted Public Distribution System (APL+BPL+AAY)

Off take

% Achievement of Target
During April 2017 - September 2017

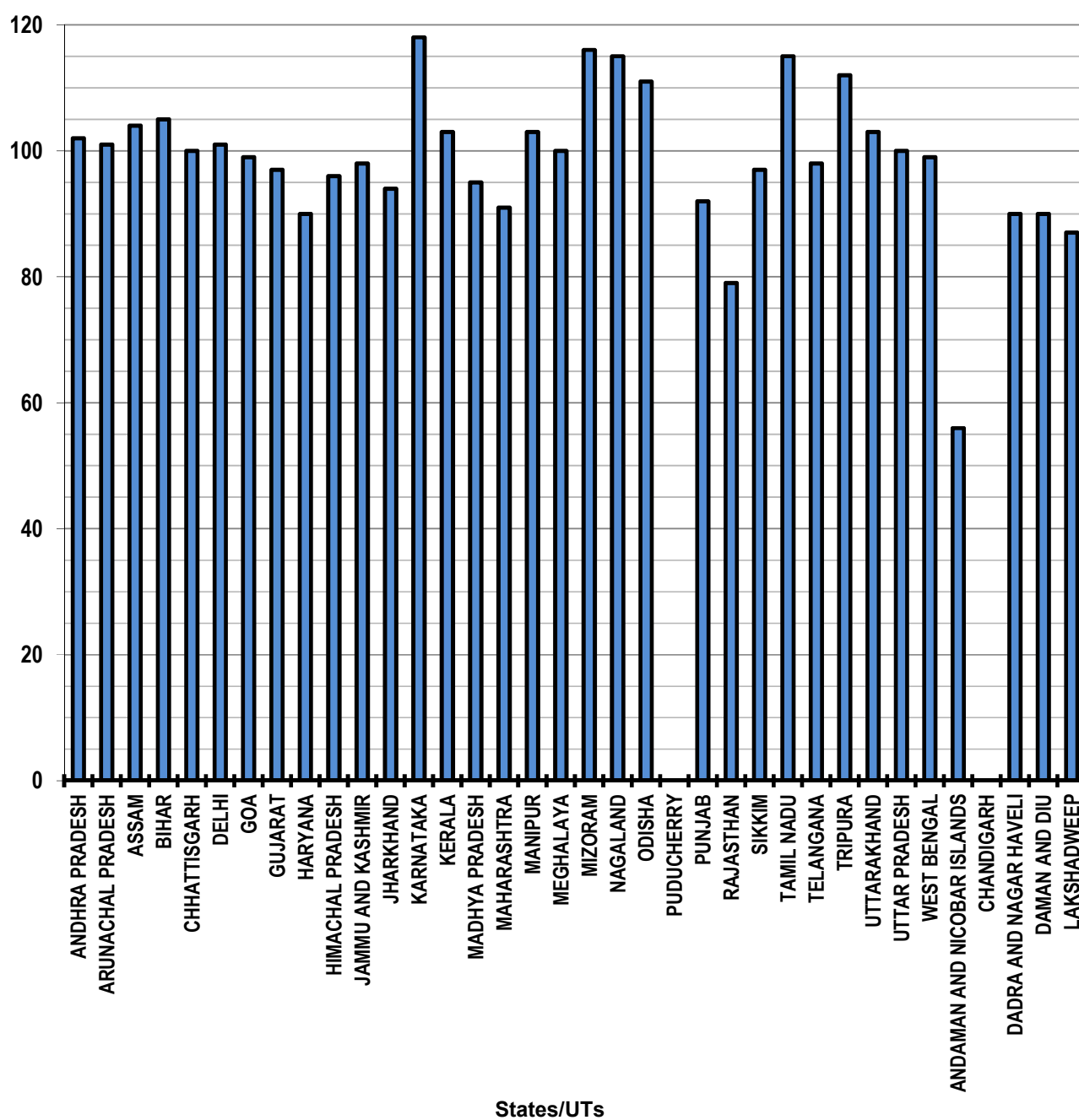


Table - 5(D)

Food Security: National Food Security Act(Normal)-NFSA

| Sl. No. | State/UT Name | Allocation of Food Grains (Tonnes) April 2017- September 2017 | Off take (Tonnes) April 2017- September 2017 | Percentage of offtake w.r.t. Allocation of Food Grains |
|-------------|-----------------------------|---|--|--|
| (1) | (2) | (3) | (4) | (5) |
| 1 | ANDHRA PRADESH | 924,888 | 941,347 | 102 |
| 2 | ARUNACHAL PRADESH | 28,062 | 28,924 | 103 |
| 3 | ASSAM | 812,874 | 853,790 | 105 |
| 4 | BIHAR | 2,746,932 | 2,882,234 | 105 |
| 5 | CHHATTISGARH | 692,028 | 692,028 | 100 |
| 6 | DELHI | 225,432 | 226,976 | 101 |
| 7 | GOA | 17,142 | 17,142 | 100 |
| 8 | GUJARAT | 1,177,246 | 1,141,505 | 97 |
| 9 | HARYANA | 397,500 | 358,711 | 90 |
| 10 | HIMACHAL PRADESH | 101,148 | 100,860 | 100 |
| 11 | JAMMU AND KASHMIR | 238,788 | 236,822 | 99 |
| 12 | JHARKHAND | 869,760 | 815,958 | 94 |
| 13 | KARNATAKA | 1,304,418 | 1,538,191 | 118 |
| 14 | KERALA | 512,760 | 527,658 | 103 |
| 15 | MADHYA PRADESH | 1,736,016 | 1,645,132 | 95 |
| 16 | MAHARASHTRA | 2,302,596 | 2,102,796 | 91 |
| 17 | MANIPUR | 71,726 | 74,123 | 103 |
| 18 | MEGHALAYA | 64,800 | 64,775 | 100 |
| 19 | MIZORAM | 22,968 | 28,416 | 124 |
| 20 | NAGALAND | 45,792 | 55,171 | 120 |
| 21 | ODISHA | 1,078,275 | 1,198,899 | 111 |
| 22 | PUDUCHERRY | 0 | 0 | - |
| 23 | PUNJAB | 435,060 | 398,474 | 92 |
| 24 | RAJASTHAN | 1,395,786 | 1,098,477 | 79 |
| 25 | SIKKIM | 13,188 | 13,188 | 100 |
| 26 | TAMIL NADU | 1,212,684 | 1,396,962 | 115 |
| 27 | TELANGANA | 648,024 | 652,354 | 101 |
| 28 | TRIPURA | 82,566 | 92,032 | 111 |
| 29 | UTTARAKHAND | 200,730 | 210,652 | 105 |
| 30 | UTTAR PRADESH | 4,855,033 | 4,833,040 | 100 |
| 31 | WEST BENGAL | 1,983,102 | 1,968,288 | 99 |
| 32 | ANDAMAN AND NICOBAR ISLANDS | 1,998 | 548 | 27 |
| 33 | CHANDIGARH | 0 | 0 | - |
| 34 | DADRA AND NAGAR HAVELI | 5,574 | 5,006 | 90 |
| 35 | DAMAN AND DIU | 2,712 | 2,443 | 90 |
| 36 | LAKSHADWEEP | 762 | 635 | 83 |
| Grand Total | | 26,208,370 | 26,203,557 | 100 |

Very Good: (90% or above of targets)

ANDHRA PRADESH, ARUNACHAL PRADESH, ASSAM, BIHAR, CHHATTISGARH, DELHI, GOA, GUJARAT, HARYANA, HIMACHAL PRADESH, JAMMU AND KASHMIR, JHARKHAND, KARNATAKA, KERALA, MADHYA PRADESH, MAHARASHTRA, MANIPUR, MEGHALAYA, MIZORAM, NAGALAND, ODISHA, PUNJAB, SIKKIM, TAMIL NADU, TELANGANA, TRIPURA, UTTARAKHAND, UTTAR PRADESH, WEST BENGAL, DADRA AND NAGAR HAVELI, DAMAN AND DIU

Good: (Between 80% to 90% targets)

LAKSHADWEEP

Poor: (Below 80% of targets)

RAJASTHAN, ANDAMAN AND NICOBAR ISLANDS

Food Security: National Food Security Act (Normal)

Off take

% Achievement of Target
During April 2017 - September 2017

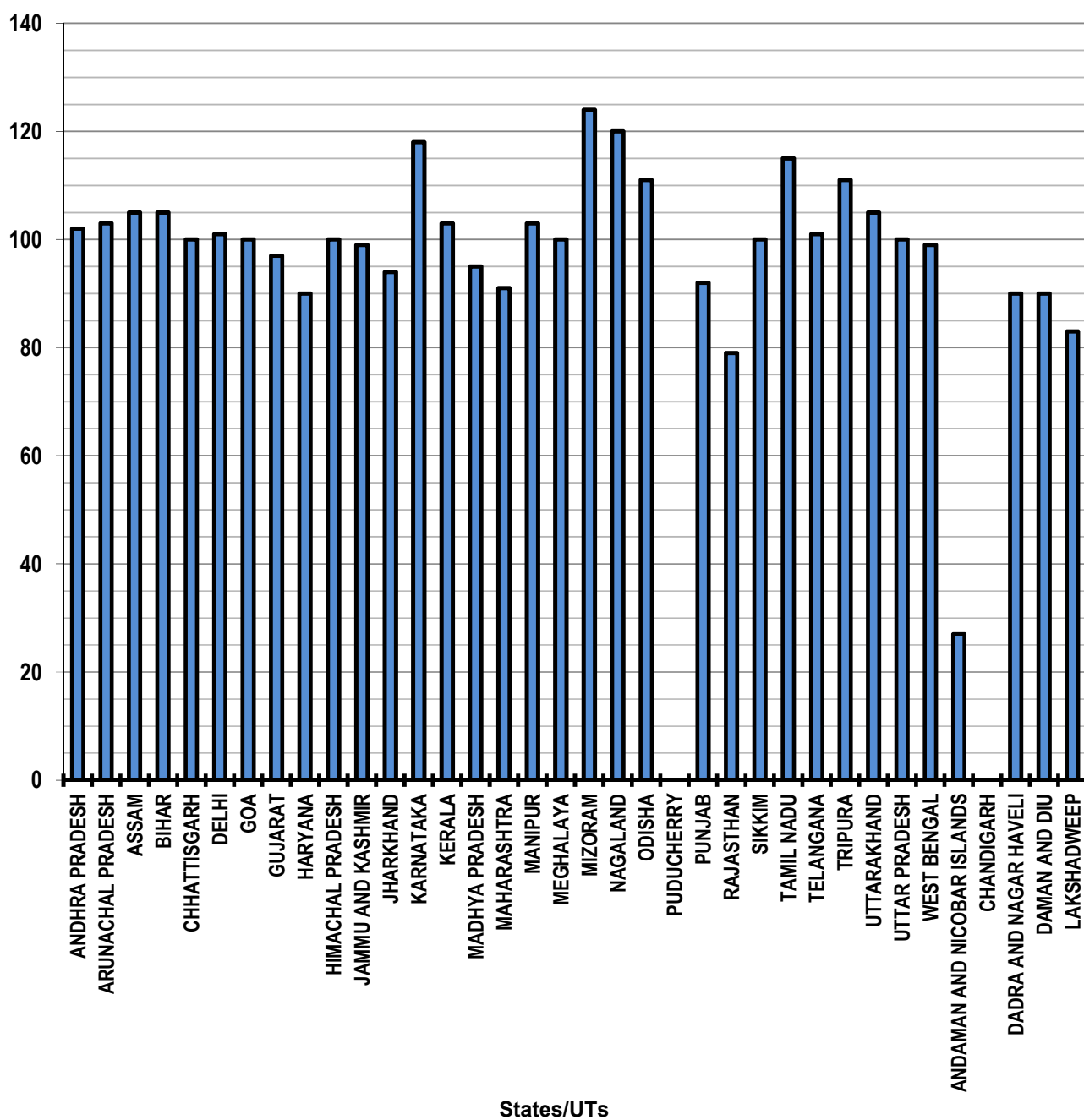


Table - 5(E)

Food Security:National Food Security Act(Tide Over)-NFSA

| Sl. No. | State/UT Name | Allocation of Food Grains (Tonnes) | Off take (Tonnes) | Percentage of |
|--------------------|-----------------------------|------------------------------------|---------------------------|--|
| | | April 2017-September 2017 | April 2017-September 2017 | offtake w.r.t. Allocation of Food Grains |
| (1) | (2) | (3) | (4) | (5) |
| 1 | ANDHRA PRADESH | 11,034 | 10,231 | 93 |
| 2 | ARUNACHAL PRADESH | 16,434 | 16,071 | 98 |
| 3 | ASSAM | 34,692 | 29,737 | 86 |
| 4 | BIHAR | 0 | 0 | - |
| 5 | CHHATTISGARH | 0 | 0 | - |
| 6 | DELHI | 0 | 0 | - |
| 7 | GOA | 12,360 | 12,048 | 97 |
| 8 | GUJARAT | 0 | 0 | - |
| 9 | HARYANA | 0 | 0 | - |
| 10 | HIMACHAL PRADESH | 152,868 | 143,588 | 94 |
| 11 | JAMMU AND KASHMIR | 136,752 | 130,771 | 96 |
| 12 | JHARKHAND | 0 | 0 | - |
| 13 | KARNATAKA | 0 | 0 | - |
| 14 | KERALA | 199,764 | 205,984 | 103 |
| 15 | MADHYA PRADESH | 0 | 234 | - |
| 16 | MAHARASHTRA | 0 | 0 | - |
| 17 | MANIPUR | 0 | 0 | - |
| 18 | MEGHALAYA | 23,202 | 22,860 | 99 |
| 19 | MIZORAM | 9,912 | 9,627 | 97 |
| 20 | NAGALAND | 23,238 | 24,260 | 104 |
| 21 | ODISHA | 0 | 0 | - |
| 22 | PUDUCHERRY | 0 | 0 | - |
| 23 | PUNJAB | 0 | 0 | - |
| 24 | RAJASTHAN | 0 | 0 | - |
| 25 | SIKKIM | 8,976 | 8,418 | 94 |
| 26 | TAMIL NADU | 626,190 | 721,616 | 115 |
| 27 | TELANGANA | 20,976 | 6,356 | 30 |
| 28 | TRIPURA | 52,932 | 59,487 | 112 |
| 29 | UTTARAKHAND | 50,766 | 49,485 | 97 |
| 30 | UTTAR PRADESH | 0 | 0 | - |
| 31 | WEST BENGAL | 0 | 0 | - |
| 32 | ANDAMAN AND NICOBAR ISLANDS | 12,786 | 7,719 | 60 |
| 33 | CHANDIGARH | 0 | 0 | - |
| 34 | DADRA AND NAGAR HAVELI | 0 | 0 | - |
| 35 | DAMAN AND DIU | 0 | 0 | - |
| 36 | LAKSHADWEEP | 1,548 | 1,383 | 89 |
| Grand Total | | 1,394,430 | 1,459,875 | 105 |

Very Good:(90% or above of targets)

ANDHRA PRADESH, ARUNACHAL PRADESH, GOA, HIMACHAL PRADESH, JAMMU AND KASHMIR, KERALA, MEGHALAYA, MIZORAM, NAGALAND, SIKKIM, TAMIL NADU, TRIPURA, UTTARAKHAND

Good:(Between 80% to 90% targets)

ASSAM, LAKSHADWEEP

Poor:(Below 80% of targets)

TELANGANA, ANDAMAN AND NICOBAR ISLANDS

**Food Security: National Food Security Act
(Tide Over)
Off take
% Achievement of Target
During April 2017 - September 2017**

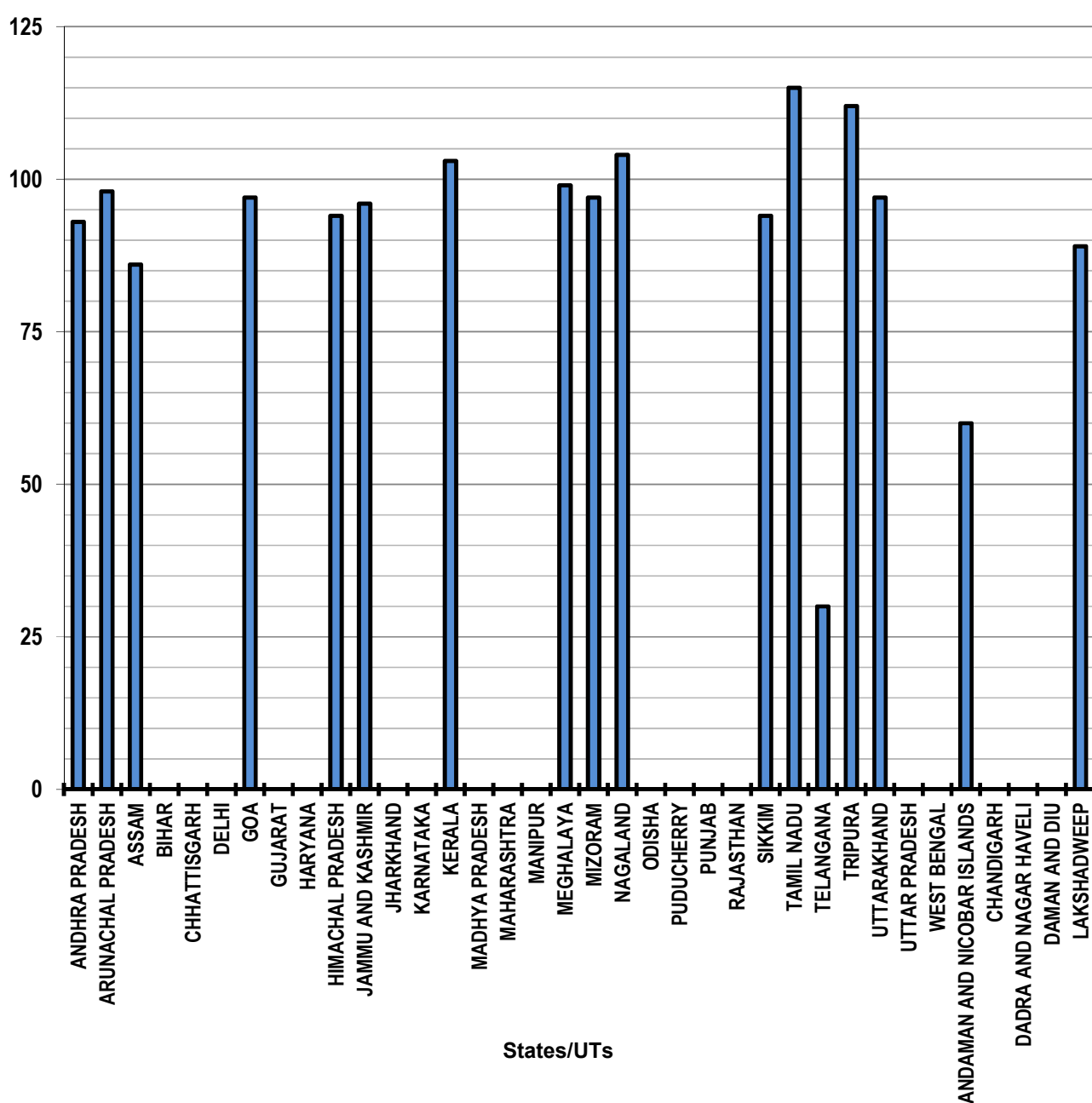


Table - 6
Rural Housing - Pradhan Mantri Awaas Yojana (Grameen)
Houses constructed
(Unit: Number)

| Sl. No. | State/UT Name | Target | | Achievement @ April 2017-September 2017 | Percent Achievement April 2017-September 2017 |
|--------------------|-----------------------------|------------------|---------------------------|---|---|
| | | 2017-2018 | April 2017-September 2017 | | |
| (1) | (2) | (3) | (4) | (5) | (5)/(4) |
| 1 | ANDHRA PRADESH | 48058 | 24028 | 1275 | 5 |
| 2 | ARUNACHAL PRADESH | 2187 | 1092 | 0 | 0 |
| 3 | ASSAM | 40119 | 20058 | 286 | 1 |
| 4 | BIHAR | 538959 | 269478 | 45 | 0 |
| 5 | CHHATTISGARH | 206372 | 103186 | 24277 | 24 |
| 6 | GOA | - | - | 0 | - |
| 7 | GUJARAT | 91108 | 45554 | 208 | 0 |
| 8 | HARYANA | 12886 | 6442 | 338 | 5 |
| 9 | HIMACHAL PRADESH | 2511 | 1254 | 208 | 17 |
| 10 | JAMMU AND KASHMIR | 21752 | 10876 | 0 | 0 |
| 11 | JHARKHAND | 159052 | 79526 | 1260 | 2 |
| 12 | KARNATAKA | 52284 | 26142 | 7890 | 30 |
| 13 | KERALA | 9872 | 4936 | 731 | 15 |
| 14 | MADHYA PRADESH | 389532 | 194766 | 99990 | 51 |
| 15 | MAHARASHTRA | 150934 | 75466 | 9592 | 13 |
| 16 | MANIPUR | - | - | 0 | - |
| 17 | MEGHALAYA | 3715 | 1856 | 0 | 0 |
| 18 | MIZORAM | 1794 | 896 | 0 | 0 |
| 19 | NAGALAND | - | - | 0 | - |
| 20 | ODISHA | 340498 | 170248 | 28792 | 17 |
| 21 | PUDUCHERRY | - | - | 0 | - |
| 22 | PUNJAB | 6615 | 3306 | 0 | 0 |
| 23 | RAJASTHAN | 223629 | 111814 | 5440 | 5 |
| 24 | SIKKIM | - | - | 2 | - |
| 25 | TAMIL NADU | 130214 | 65106 | 171 | 0 |
| 26 | TELANGANA | 19715 | 9856 | - | - |
| 27 | TRIPURA | 1259 | 628 | 4 | 1 |
| 28 | UTTARAKHAND | 4915 | 2456 | 27 | 1 |
| 29 | UTTAR PRADESH | 396594 | 198296 | 212 | 0 |
| 30 | WEST BENGAL | 374629 | 187314 | 20337 | 11 |
| 31 | ANDAMAN AND NICOBAR ISLANDS | 262 | 130 | 0 | 0 |
| 32 | DADRA AND NAGAR HAVELI | 801 | 400 | 0 | 0 |
| 33 | DAMAN AND DIU | 27 | 12 | 0 | 0 |
| 34 | LAKSHADWEEP | - | - | 0 | - |
| Grand Total | | 3,230,293 | 1,615,122 | 201,085 | 12 |

Poor:(Below 80% of targets)

ANDHRA PRADESH, ARUNACHAL PRADESH, ASSAM, BIHAR, CHHATTISGARH, GUJARAT, HARYANA, HIMACHAL PRADESH, JAMMU AND KASHMIR, JHARKHAND, KARNATAKA, KERALA, MADHYA PRADESH, MAHARASHTRA, MEGHALAYA, MIZORAM, ODISHA, PUNJAB, RAJASTHAN, TAMIL NADU, TELANGANA, TRIPURA, UTTARAKHAND, UTTAR PRADESH, WEST BENGAL, ANDAMAN AND NICOBAR ISLANDS, DADRA AND NAGAR HAVELI, DAMAN AND DIU

Note: @ Figures received from M/o Rural Development have been considered

**Rural Housing - Pradhan Mantri Awaas Yojana -
Grameen**
Houses constructed
% Achievement of Target
During April 2017 - September 2017

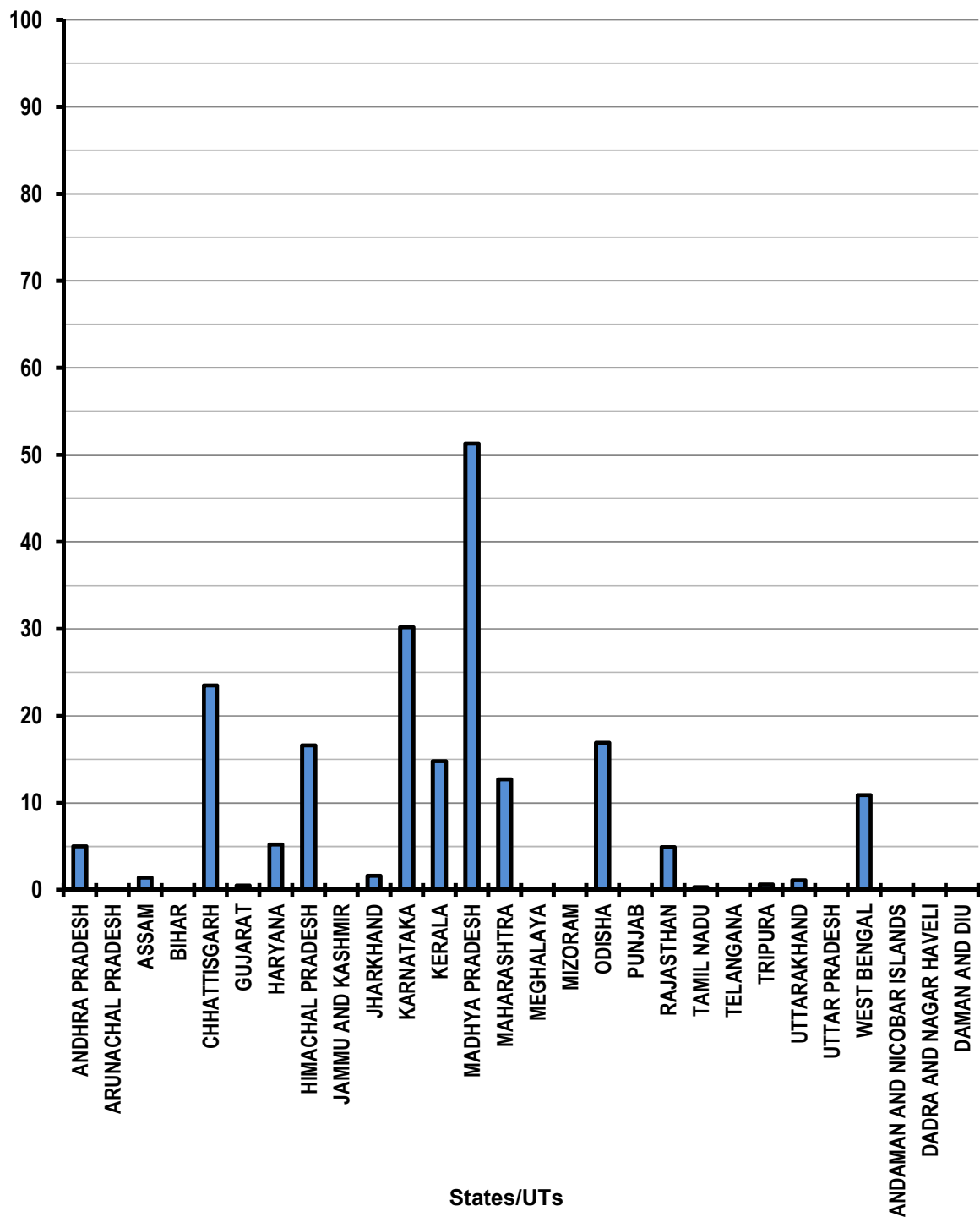


Table - 7

EWS/LIG Houses in Urban Areas
Houses constructed
(Unit: Number)

| Sl. No. | State/UT Name | Target + | | Achievement April 2017-September 2017 | Percent Achievement April 2017-September 2017 |
|--------------------|------------------------|-----------|---------------------------|---------------------------------------|---|
| | | 2017-2018 | April 2017-September 2017 | | |
| (1) | (2) | (3) | (4) | (5) | (5)/(4) |
| 1 | ANDHRA PRADESH | 14,440 | 7,220 | 13,569 | 188 |
| 2 | ARUNACHAL PRADESH | 752 | 376 | NR | NR |
| 3 | ASSAM | 3,160 | 1,580 | NR | NR |
| 4 | BIHAR | 18,302 | 9,151 | 17,868 | 195 |
| 5 | CHHATTISGARH | 11,002 | 5,501 | 9,696 | 176 |
| 6 | DELHI | 28,080 | 14,040 | NR | NR |
| 7 | GUJARAT | 12,471 | 6,236 | 6,237 | 100 |
| 8 | HARYANA | 472 | 236 | NR | NR |
| 9 | HIMACHAL PRADESH | 1,312 | 656 | 0 | 0 |
| 10 | JAMMU AND KASHMIR | 7,475 | 3,737 | NR | NR |
| 11 | JHARKHAND | 2,613 | 1,306 | 2,600 | 199 |
| 12 | KARNATAKA | 1,351 | 677 | 5,225 | 772 |
| 13 | KERALA | 6,875 | 3,438 | 69 | 2 |
| 14 | MADHYA PRADESH | 3,933 | 1,966 | NR | NR |
| 15 | MAHARASHTRA | 46,646 | 23,323 | 15,778 | 68 |
| 16 | MANIPUR | 8 | 4 | NR | NR |
| 17 | MEGHALAYA | 588 | 294 | 0 | 0 |
| 18 | MIZORAM | 121 | 60 | NR | NR |
| 19 | NAGALAND | 1,454 | 727 | NR | NR |
| 20 | ODISHA | 3,948 | 1,974 | 24 | 1 |
| 21 | PUDUCHERRY | 224 | 112 | NR | NR |
| 22 | PUNJAB | 1,038 | 519 | 0 | 0 |
| 23 | RAJASTHAN | 10,486 | 5,243 | 214 | 4 |
| 24 | SIKKIM | 33 | 16 | NR | NR |
| 25 | TAMIL NADU | 13,138 | 6,569 | 6,780 | 103 |
| 26 | TELANGANA | 9,883 | 4,941 | 994 | 20 |
| 27 | UTTARAKHAND | 1,772 | 886 | NR | NR |
| 28 | UTTAR PRADESH | 18,197 | 9,098 | 176 | 2 |
| 29 | WEST BENGAL | 13,194 | 6,597 | 8,841 | 134 |
| 30 | CHANDIGARH | 4,960 | 2,480 | 0 | 0 |
| 31 | DADRA AND NAGAR HAVELI | 96 | 48 | 0 | 0 |
| Grand Total | | 238,024 | 119,011 | 88,071 | 74 |

Very Good:(90% or above of targets)

ANDHRA PRADESH, BIHAR, CHHATTISGARH, GUJARAT, JHARKHAND, KARNATAKA, TAMIL NADU, WEST BENGAL

Poor:(Below 80% of targets)

HIMACHAL PRADESH, KERALA, MAHARASHTRA, MANIPUR, MEGHALAYA, ODISHA, PUNJAB, RAJASTHAN, TELANGANA, UTTAR PRADESH, CHANDIGARH, DADRA AND NAGAR HAVELI

Note: NR Not Reported

+ Previous year targets have been repeated.

EWS/LIG Houses in Urban Areas

Houses constructed

% Achievement of Target

During April 2017 - September 2017

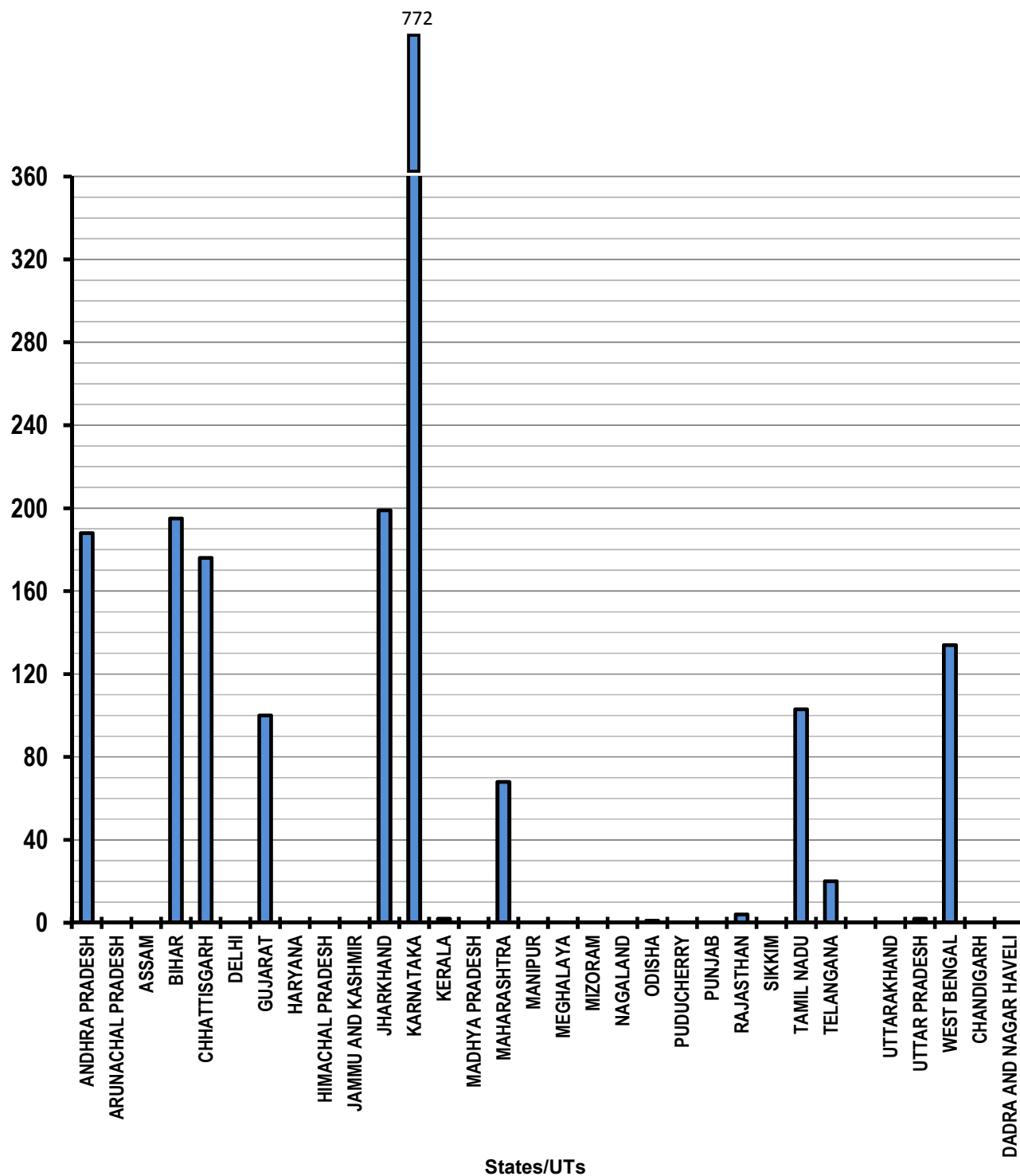


Table - 8(A)

Rural Areas: National Rural Drinking Water Programme (NRDWP)
Partially Covered Habitations
(Unit: Number)

| Sl. No. | State/UT Name | Target + | | Achievement April 2017-September 2017 | Percent Achievement April 2017-September 2017 |
|--------------------|-----------------------------|---------------|---------------------------|---------------------------------------|---|
| | | 2017-2018 | April 2017-September 2017 | | |
| (1) | (2) | (3) | (4) | (5) | (5)/(4) |
| 1 | ANDHRA PRADESH | 638 | 318 | 132 | 42 |
| 2 | ARUNACHAL PRADESH | 177 | 90 | NR | NR |
| 3 | ASSAM | 1,090 | 546 | 17 | 3 |
| 4 | BIHAR | 5,800 | 2,900 | 82 | 3 |
| 5 | CHHATTISGARH | 3,021 | 1,511 | 130 | 9 |
| 6 | GOA | 2 | 1 | NR | NR |
| 7 | GUJARAT | 7 | 4 | NR | NR |
| 8 | HARYANA | 250 | 126 | NR | NR |
| 9 | HIMACHAL PRADESH | 1,300 | 650 | 228 | 35 |
| 10 | JAMMU AND KASHMIR | 375 | 188 | 0 | 0 |
| 11 | JHARKHAND | 430 | 216 | 1,312 | 607 |
| 12 | KARNATAKA | 10,100 | 5,050 | 557 | 11 |
| 13 | KERALA | 363 | 181 | 205 | 113 |
| 14 | MADHYA PRADESH | 65 | 32 | NR | NR |
| 15 | MAHARASHTRA | 1,806 | 903 | 107 | 12 |
| 16 | MANIPUR | 50 | 25 | NR | NR |
| 17 | MEGHALAYA | 100 | 50 | 2 | 4 |
| 18 | MIZORAM | 35 | 18 | NR | NR |
| 19 | NAGALAND | 38 | 18 | NR | NR |
| 20 | ODISHA | 8,500 | 4,250 | 1,319 | 31 |
| 21 | PUDUCHERRY | 5 | 2 | NR | NR |
| 22 | PUNJAB | 350 | 175 | 379 | 217 |
| 23 | RAJASTHAN | 839 | 419 | 689 | 164 |
| 24 | SIKKIM | 40 | 20 | NR | NR |
| 25 | TAMIL NADU | 2,918 | 1,459 | 931 | 64 |
| 26 | TELANGANA | 735 | 367 | 296 | 81 |
| 27 | TRIPURA | 41 | 20 | NR | NR |
| 28 | UTTARAKHAND | 489 | 245 | 242 | 99 |
| 29 | UTTAR PRADESH | 1,054 | 526 | 135 | 26 |
| 30 | WEST BENGAL | 3,400 | 1,700 | 4,363 | 257 |
| 31 | ANDAMAN AND NICOBAR ISLANDS | 5 | 2 | 0 | 0 |
| Grand Total | | 44,023 | 22,012 | 11,126 | 51 |

Very Good:(90% or above of targets)

JHARKHAND, KERALA, PUNJAB, RAJASTHAN, UTTARAKHAND, WEST BENGAL

Good:(Between 80% to 90% targets)

TELANGANA

Poor:(Below 80% of targets)

ANDHRA PRADESH, ASSAM, BIHAR, CHHATTISGARH, HIMACHAL PRADESH, JAMMU AND KASHMIR, KARNATAKA, MAHARASHTRA, MEGHALAYA, ODISHA, TAMIL NADU, UTTAR PRADESH, ANDAMAN AND NICOBAR ISLANDS

Note: NR Not Reported

+ Previous year targets have been repeated.

Rural Areas- National Rural Drinking Water Programme (NRDWP)

Partially Covered Habitations

% Achievement of Target

During April 2017 - September 2017

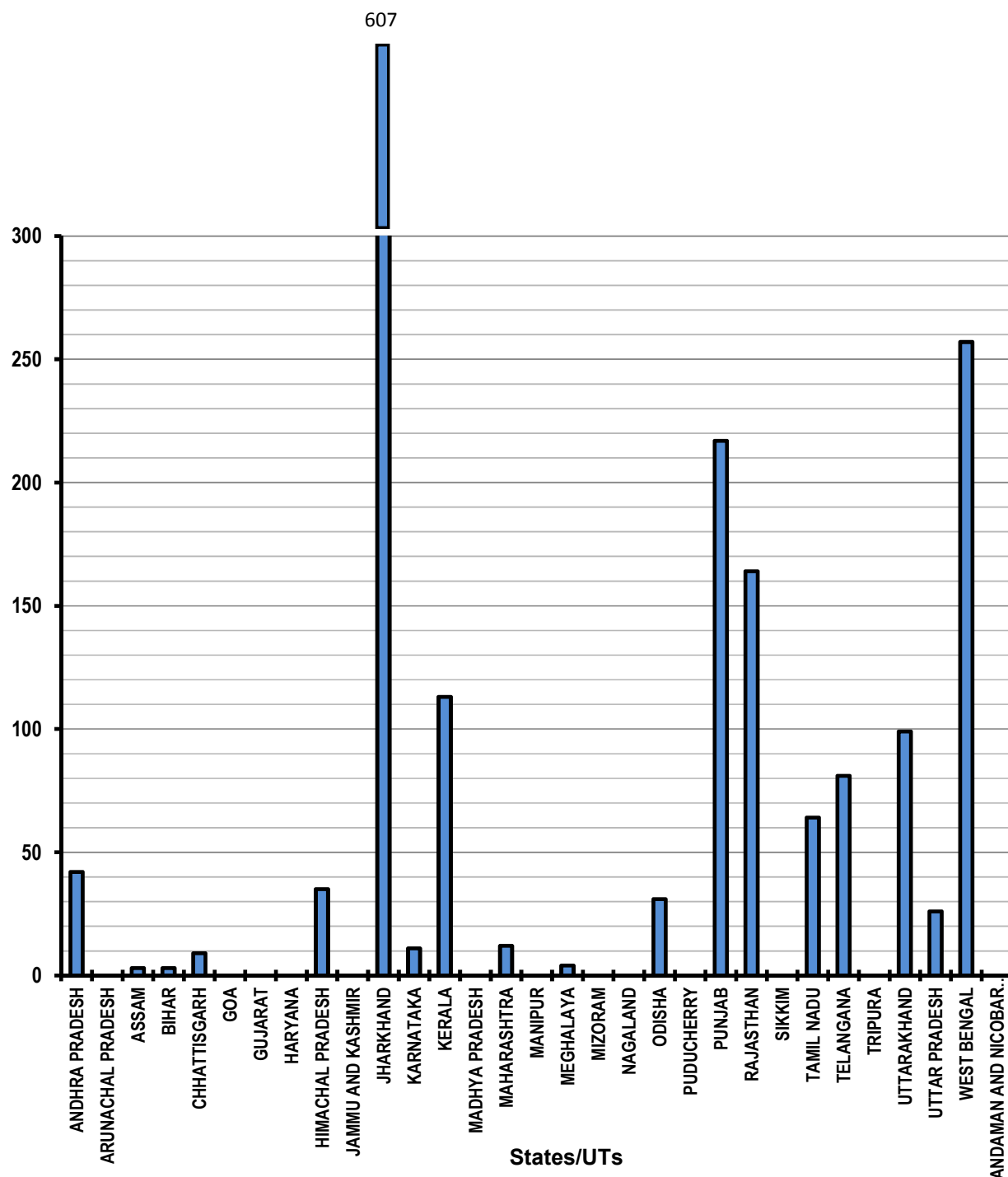


Table - 8(B)

Rural Areas: National Rural Drinking Water Programme (NRDWP)
Coverage of quality affected habitations
(Unit: Number)

| Sl. No. | State/UT Name | Target + | | Achievement April 2017-September 2017 | Percent Achievement April 2017-September 2017 |
|--------------------|-------------------|---------------|---------------------------|---------------------------------------|---|
| | | 2017-2018 | April 2017-September 2017 | | |
| (1) | (2) | (3) | (4) | (5) | (5)/(4) |
| 1 | ANDHRA PRADESH | 367 | 183 | 2 | 1 |
| 2 | ARUNACHAL PRADESH | 11 | 6 | NR | NR |
| 3 | ASSAM | 662 | 331 | 3 | 1 |
| 4 | BIHAR | 1,977 | 988 | 64 | 6 |
| 5 | CHHATTISGARH | 1,148 | 574 | 3 | 1 |
| 6 | GUJARAT | 25 | 12 | NR | NR |
| 7 | HARYANA | 13 | 7 | NR | NR |
| 8 | JAMMU AND KASHMIR | 5 | 3 | 0 | 0 |
| 9 | JHARKHAND | 1,000 | 500 | 219 | 44 |
| 10 | KARNATAKA | 1,900 | 950 | 129 | 14 |
| 11 | KERALA | 100 | 50 | 84 | 168 |
| 12 | MADHYA PRADESH | 273 | 136 | NR | NR |
| 13 | MAHARASHTRA | 149 | 75 | 26 | 35 |
| 14 | MEGHALAYA | 10 | 4 | NR | NR |
| 15 | NAGALAND | 16 | 8 | NR | NR |
| 16 | ODISHA | 800 | 400 | 26 | 6 |
| 17 | PUNJAB | 429 | 214 | 17 | 8 |
| 18 | RAJASTHAN | 1,200 | 600 | 915 | 152 |
| 19 | TAMIL NADU | 351 | 175 | 0 | 0 |
| 20 | TELANGANA | 180 | 90 | 9 | 10 |
| 21 | TRIPURA | 524 | 262 | NR | NR |
| 22 | UTTARAKHAND | 6 | 2 | NR | NR |
| 23 | UTTAR PRADESH | 300 | 150 | 30 | 20 |
| 24 | WEST BENGAL | 1,366 | 682 | 13,347 | 1,957 |
| Grand Total | | 12,812 | 6,402 | 14,874 | 232 |

Very Good:(90% or above of targets)

KERALA, RAJASTHAN, WEST BENGAL

Poor:(Below 80% of targets)

ANDHRA PRADESH, ASSAM, BIHAR, CHHATTISGARH, JAMMU AND KASHMIR, JHARKHAND, KARNATAKA, MAHARASHTRA, ODISHA, PUNJAB, TAMIL NADU, TELANGANA, UTTAR PRADESH

Note: NR Not Reported

+ Previous year targets have been repeated.

Rural Areas- National Rural Drinking Water Programme (NRDWP)

Coverage of Water Quality Affected Habitations

% Achievement of Target

During April 2017 - September 2017

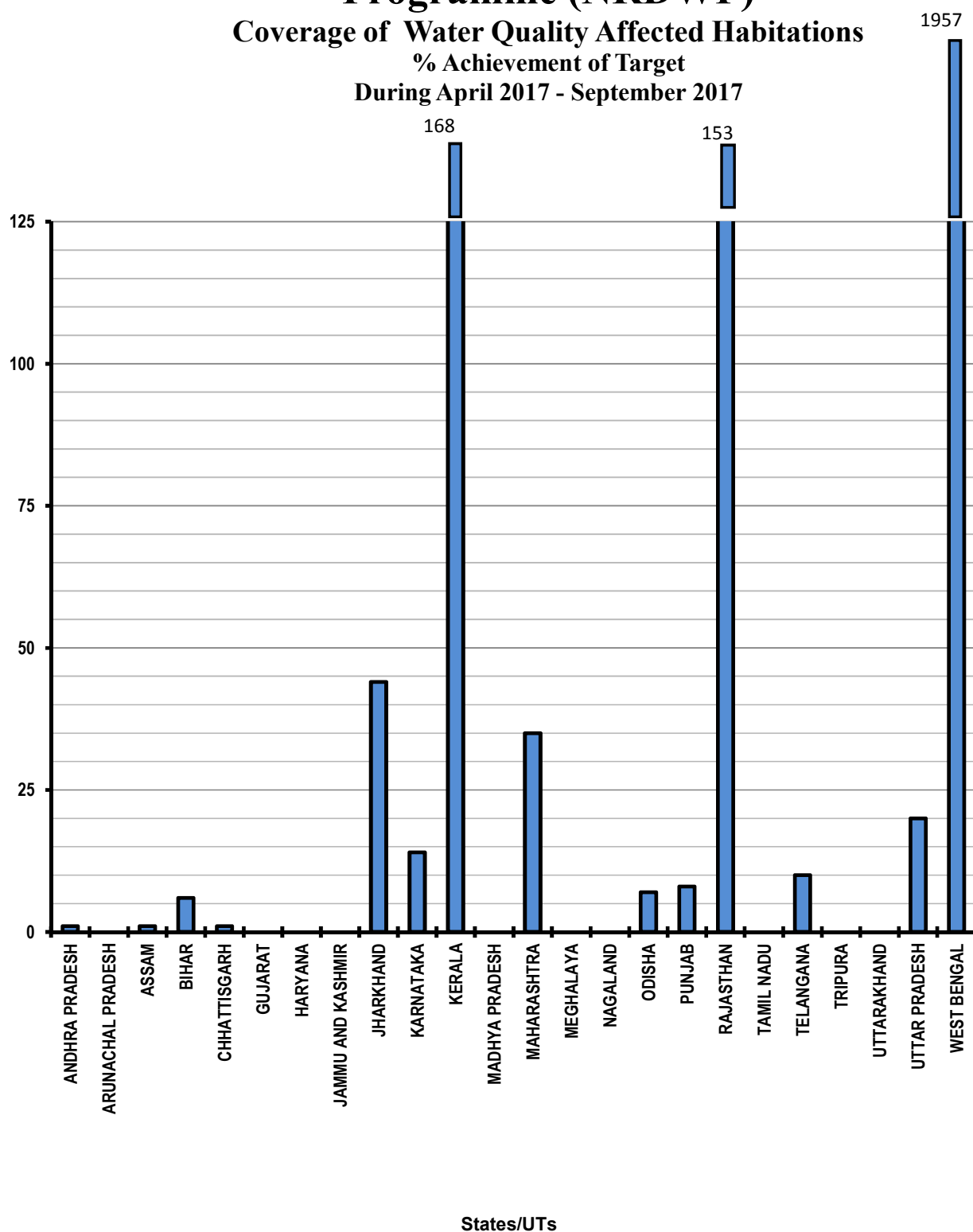


Table - 9

**Sanitation Programme in Rural Areas
(Unit: Number)**

| Sl. No. | State/UT Name | Individual Household latrines constructed (Number) April 2017-September 2017 |
|--------------------|-----------------------------|--|
| (1) | (2) | (3) |
| 1 | ANDHRA PRADESH | 586,967 |
| 2 | ARUNACHAL PRADESH | 12,092 |
| 3 | ASSAM | 355,261 |
| 4 | BIHAR | 832,578 |
| 5 | CHHATTISGARH | 690,324 |
| 6 | DELHI | - |
| 7 | GOA | 0 |
| 8 | GUJARAT | 399,959 |
| 9 | HARYANA | 322,708 |
| 10 | HIMACHAL PRADESH | 9 |
| 11 | JAMMU AND KASHMIR | 58,546 |
| 12 | JHARKHAND | 439,018 |
| 13 | KARNATAKA | 742,710 |
| 14 | KERALA | 0 |
| 15 | MADHYA PRADESH | 1,502,912 |
| 16 | MAHARASHTRA | 972,652 |
| 17 | MANIPUR | 11,147 |
| 18 | MEGHALAYA | 22,725 |
| 19 | MIZORAM | 5,200 |
| 20 | NAGALAND | 10,878 |
| 21 | ODISHA | 268,630 |
| 22 | PUDUCHERRY | 834 |
| 23 | PUNJAB | 35,991 |
| 24 | RAJASTHAN | 1,250,627 |
| 25 | SIKKIM | 0 |
| 26 | TAMIL NADU | 404,084 |
| 27 | TELANGANA | 342,016 |
| 28 | TRIPURA | 9,639 |
| 29 | UTTARAKHAND | 43,084 |
| 30 | UTTAR PRADESH | 1,605,294 |
| 31 | WEST BENGAL | 488,526 |
| 32 | ANDAMAN AND NICOBAR ISLANDS | 665 |
| 33 | CHANDIGARH | 0 |
| 34 | DADRA AND NAGAR HAVELI | 24,295 |
| 35 | DAMAN AND DIU | 1,646 |
| 36 | LAKSHADWEEP | - |
| Grand Total | | 11,441,017 |

Table - 10

Institutional Delivery
(Unit: Number)

| Sl. No. State/UT Name | | Delivery in institutions (Number) April 2017- September 2017 |
|--------------------------|-----------------------------|--|
| (1) | (2) | (3) |
| 1 | ANDHRA PRADESH | 344,135 |
| 2 | ARUNACHAL PRADESH | NR |
| 3 | ASSAM | NR |
| 4 | BIHAR | 314,584 |
| 5 | CHHATTISGARH | 201739 |
| 6 | DELHI | NR |
| 7 | GOA | 9,442 & |
| 8 | GUJARAT | 587,395 |
| 9 | HARYANA | NR |
| 10 | HIMACHAL PRADESH | 35,946 |
| 11 | JAMMU AND KASHMIR | 84,434 |
| 12 | JHARKHAND | 250,883 |
| 13 | KARNATAKA | 406,381 |
| 14 | KERALA | 279,840 |
| 15 | MADHYA PRADESH | NR |
| 16 | MAHARASHTRA | 698,959 |
| 17 | MANIPUR | 13,597 |
| 18 | MEGHALAYA | 22,253 |
| 19 | MIZORAM | 10,542 |
| 20 | NAGALAND | NR |
| 21 | ODISHA | 284,121 |
| 22 | PUDUCHERRY | 17,444 |
| 23 | PUNJAB | 140164 |
| 24 | RAJASTHAN | 649,517 |
| 25 | SIKKIM | 3,515 |
| 26 | TAMIL NADU | 454,895 |
| 27 | TELANGANA | 278,142 |
| 28 | TRIPURA | NR |
| 29 | UTTARAKHAND | 48,320 |
| 30 | UTTAR PRADESH | 1,614,150 |
| 31 | WEST BENGAL | 247,920 |
| 32 | ANDAMAN AND NICOBAR ISLANDS | 1,013 |
| 33 | CHANDIGARH | 14,242 |
| 34 | DADRA AND NAGAR HAVELI | 1,819 |
| 35 | DAMAN AND DIU | 1,368 |
| 36 | LAKSHADWEEP | 513 |
| Grand Total | | 7,017,273 |

Note: & State has revised previous quarter figure

NR Not Reported

Table - 11(A)
SC Families assisted
SC families assisted under SCA to SCSP & NSFDC
(Unit: Number)

| Sl. No. | State/UT Name | Target + | | Achievement April 2017-September 2017 | Percent Achievement April 2017-September 2017 |
|--------------------|------------------------|-----------|---------------------------|---------------------------------------|---|
| | | 2017-2018 | April 2017-September 2017 | | |
| (1) | (2) | (3) | (4) | (5) | (5)/(4) |
| 1 | ANDHRA PRADESH | 7,398 | 3,699 | 29058 | 786 |
| 2 | ASSAM | 2,132 | 1,065 | NR | NR |
| 3 | BIHAR | 16,675 | 8,339 | 1,704 | 20 |
| 4 | CHHATTISGARH | 2,903 | 1,451 | 2,452 | 169 |
| 5 | DELHI | 1,365 | 684 | NR | NR |
| 6 | GOA | 47 | 25 | NR | NR |
| 7 | GUJARAT | 3,380 | 1,690 | 1,118 | 66 |
| 8 | HARYANA | 4,315 | 2,159 | NR | NR |
| 9 | HIMACHAL PRADESH | 1,561 | 780 | 2,204 | 283 |
| 10 | JAMMU AND KASHMIR | 870 | 435 | 23 | 5 |
| 11 | JHARKHAND | 3,367 | 1,684 | 12,137 | 721 |
| 12 | KARNATAKA | 8,901 | 4,451 | 11,520 | 259 |
| 13 | KERALA | 2,879 | 1,439 | 127,852 | 8,885 |
| 14 | MADHYA PRADESH | 10,614 | 5,305 | NR | NR |
| 15 | MAHARASHTRA | 11,085 | 5,544 | 2,238 | 40 |
| 16 | MANIPUR | 121 | 60 | NR | NR |
| 17 | MEGHALAYA | 8 | 4 | NR | NR |
| 18 | MIZORAM | 2 | 1 | NR | NR |
| 19 | ODISHA | 6,624 | 3,311 | 711,932 | 21,502 |
| 20 | PUDUCHERRY | 191 | 95 | 15 | 16 |
| 21 | PUNJAB | 7,727 | 3,864 | 4,349 | 113 |
| 22 | RAJASTHAN | 11,264 | 5,634 | 5,197 | 92 |
| 23 | SIKKIM | 120 | 60 | 0 | 0 |
| 24 | TAMIL NADU | 13,129 | 6,563 | 6,532 | 100 |
| 25 | TELANGANA | 4,096 | 2,047 | 713 | 35 |
| 26 | TRIPURA | 1,806 | 904 | NR | NR |
| 27 | UTTARAKHAND | 1,459 | 730 | 563 | 77 |
| 28 | UTTAR PRADESH | 36,565 | 18,281 | 7,769 | 42 |
| 29 | WEST BENGAL | 19,974 | 9,985 | 7,603 | 76 |
| 30 | CHANDIGARH | 418 | 209 | 784 | 375 |
| 31 | DADRA AND NAGAR HAVELI | 2 | 1 | 0 | 0 |
| 32 | DAMAN AND DIU | 2 | 1 | 0 | 0 |
| Grand Total | | 181,000 | 90,500 | 935,763 | 1,034 |

Very Good:(90% or above of targets)

ANDHRA PRADESH, CHHATTISGARH, HIMACHAL PRADESH, JHARKHAND, KARNATAKA, KERALA, ODISHA, PUNJAB, RAJASTHAN, TAMIL NADU, CHANDIGARH

Poor:(Below 80% of targets)

BIHAR, GUJARAT, JAMMU AND KASHMIR, MADHYA PRADESH, MAHARASHTRA, PUDUCHERRY, SIKKIM, TELANGANA, UTTARAKHAND, UTTAR PRADESH, WEST BENGAL, DADRA AND NAGAR HAVELI, DAMAN AND DIU

Note: NR Not Reported

+ Previous year targets have been repeated.

SC Families Assisted under SCA to SCSP & NSFDC
% Achievement of Target
During April 2017 - September 2017

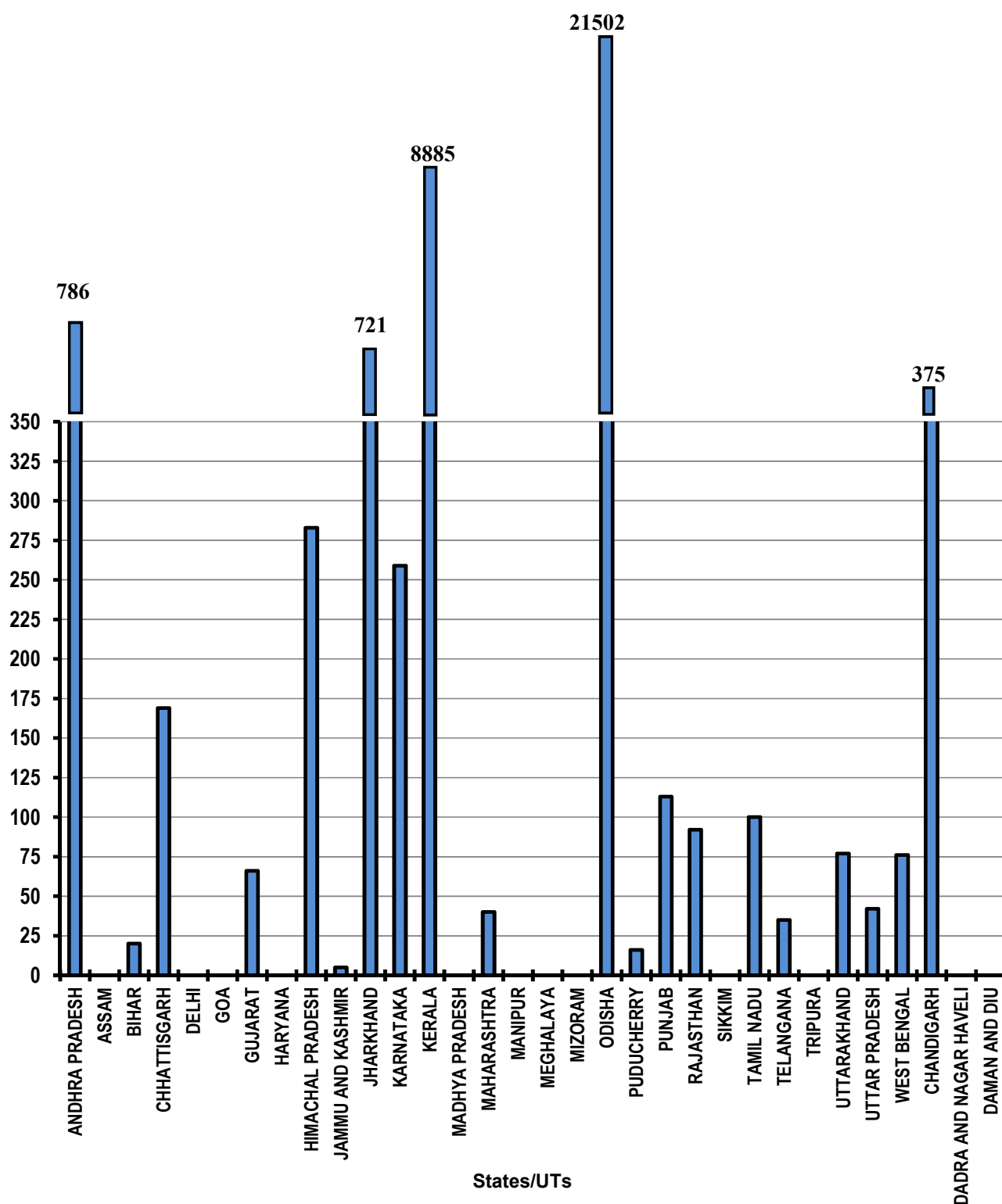


Table - 11(B)

**SC families assisted - SC students assisted under post matric
scholarship
(Unit: Number)**

| Sl. No. State/UT Name | | SC students assisted under post matric scholarship (Number) April 2017- September 2017 |
|--------------------------|-------------------|--|
| (1) | (2) | (3) |
| 1 | ANDHRA PRADESH | 0 |
| 2 | ASSAM | NR |
| 3 | BIHAR | NA |
| 4 | CHHATTISGARH | NR |
| 5 | DELHI | 0 |
| 6 | GOA | NA |
| 7 | GUJARAT | NR |
| 8 | HARYANA | NR |
| 9 | HIMACHAL PRADESH | NR |
| 10 | JAMMU AND KASHMIR | 4,031 |
| 11 | JHARKHAND | 4,200 |
| 12 | KARNATAKA | 290,844 |
| 13 | KERALA | 2,010 |
| 14 | MADHYA PRADESH | NR |
| 15 | MAHARASHTRA | 40,112 |
| 16 | MANIPUR | NR |
| 17 | MEGHALAYA | NR |
| 18 | ODISHA | 0 |
| 19 | PUDUCHERRY | 2,682 |
| 20 | PUNJAB | 0 |
| 21 | RAJASTHAN | 85,413 |
| 22 | SIKKIM | 0 |
| 23 | TAMIL NADU | 107,399 |
| 24 | TELANGANA | 166,122 |
| 25 | TRIPURA | NR |
| 26 | UTTARAKHAND | 0 |
| 27 | UTTAR PRADESH | 7,596 |
| 28 | WEST BENGAL | 92,807 |
| 29 | CHANDIGARH | NR |
| 30 | DAMAN AND DIU | 0 |
| Grand Total | | 803,216 |

Note: NR Not Reported

Table - 12
Universalization of ICDS Scheme
ICDS Blocks Operational (Cumulative)
(Unit: Number)

| Sl. No. | State/UT Name | Target | | Achievement April 2017-September 2017 | Percent Achievement April 2017-September 2017 |
|--------------------|-----------------------------|--------------|---------------------------|---------------------------------------|---|
| | | 2017-2018 | April 2017-September 2017 | | |
| (1) | (2) | (3) | (4) | (5) | (5)/(4) |
| 1 | ANDHRA PRADESH | 257 | 257 | 257 | 100 |
| 2 | ARUNACHAL PRADESH | 98 | 98 | 98 | 100 |
| 3 | ASSAM | 231 | 231 | 231 | 100 |
| 4 | BIHAR | 544 | 544 | 544 | 100 |
| 5 | CHHATTISGARH | 220 | 220 | 220 | 100 |
| 6 | DELHI | 95 | 95 | 95 | 100 |
| 7 | GOA | 11 | 11 | 12 | 109 |
| 8 | GUJARAT | 336 | 336 | 336 | 100 |
| 9 | HARYANA | 148 | 148 | 148 | 100 |
| 10 | HIMACHAL PRADESH | 78 | 78 | 78 | 100 |
| 11 | JAMMU AND KASHMIR | 141 | 141 | 141 | 100 |
| 12 | JHARKHAND | 224 | 224 | 224 | 100 |
| 13 | KARNATAKA | 204 | 204 | 204 | 100 |
| 14 | KERALA | 258 | 258 | 258 | 100 |
| 15 | MADHYA PRADESH | 453 | 453 | 453 | 100 |
| 16 | MAHARASHTRA | 553 | 553 | 553 | 100 |
| 17 | MANIPUR | 43 | 43 | 43 | 100 |
| 18 | MEGHALAYA | 41 | 41 | 41 | 100 |
| 19 | MIZORAM | 27 | 27 | 27 | 100 |
| 20 | NAGALAND | 60 | 60 | 59 | 98 |
| 21 | ODISHA | 338 | 338 | 338 | 100 |
| 22 | PUDUCHERRY | 5 | 5 | 5 | 100 |
| 23 | PUNJAB | 155 | 155 | 155 | 100 |
| 24 | RAJASTHAN | 304 | 304 | 304 | 100 |
| 25 | SIKKIM | 13 | 13 | 13 | 100 |
| 26 | TAMIL NADU | 434 | 434 | 434 | 100 |
| 27 | TELANGANA | 149 | 149 | 149 | 100 |
| 28 | TRIPURA | 56 | 56 | 56 | 100 |
| 29 | UTTARAKHAND | 105 | 105 | 105 | 100 |
| 30 | UTTAR PRADESH | 897 | 897 | 896 | 100 |
| 31 | WEST BENGAL | 576 | 576 | 407 | 71 |
| 32 | ANDAMAN AND NICOBAR ISLANDS | 5 | 5 | 5 | 100 |
| 33 | CHANDIGARH | 3 | 3 | 3 | 100 |
| 34 | DADRA AND NAGAR HAVELI | 2 | 2 | 2 | 100 |
| 35 | DAMAN AND DIU | 2 | 2 | 2 | 100 |
| 36 | LAKSHADWEEP | 9 | 9 | 9 | 100 |
| Grand Total | | 7,075 | 7,075 | 6,905 | 98 |

Very Good: (90% or above of targets)

ANDHRA PRADESH, ARUNACHAL PRADESH, ASSAM, BIHAR, CHHATTISGARH, DELHI, GOA, GUJARAT, HARYANA, HIMACHAL PRADESH, JAMMU AND KASHMIR, JHARKHAND, KARNATAKA, KERALA, MADHYA PRADESH, MAHARASHTRA, MANIPUR, MEGHALAYA, MIZORAM, NAGALAND, ODISHA, PUDUCHERRY, PUNJAB, RAJASTHAN, SIKKIM, TAMIL NADU, TELANGANA, TRIPURA, UTTARAKHAND, UTTAR PRADESH, ANDAMAN AND NICOBAR ISLANDS, CHANDIGARH, DADRA AND NAGAR HAVELI, DAMAN AND DIU, LAKSHADWEEP

Poor: (Below 80% of targets)

WEST BENGAL

Universalization of ICDS Scheme

ICDS Blocks Operational (Cumulative)

% Achievement of Target
During April 2017 - September 2017

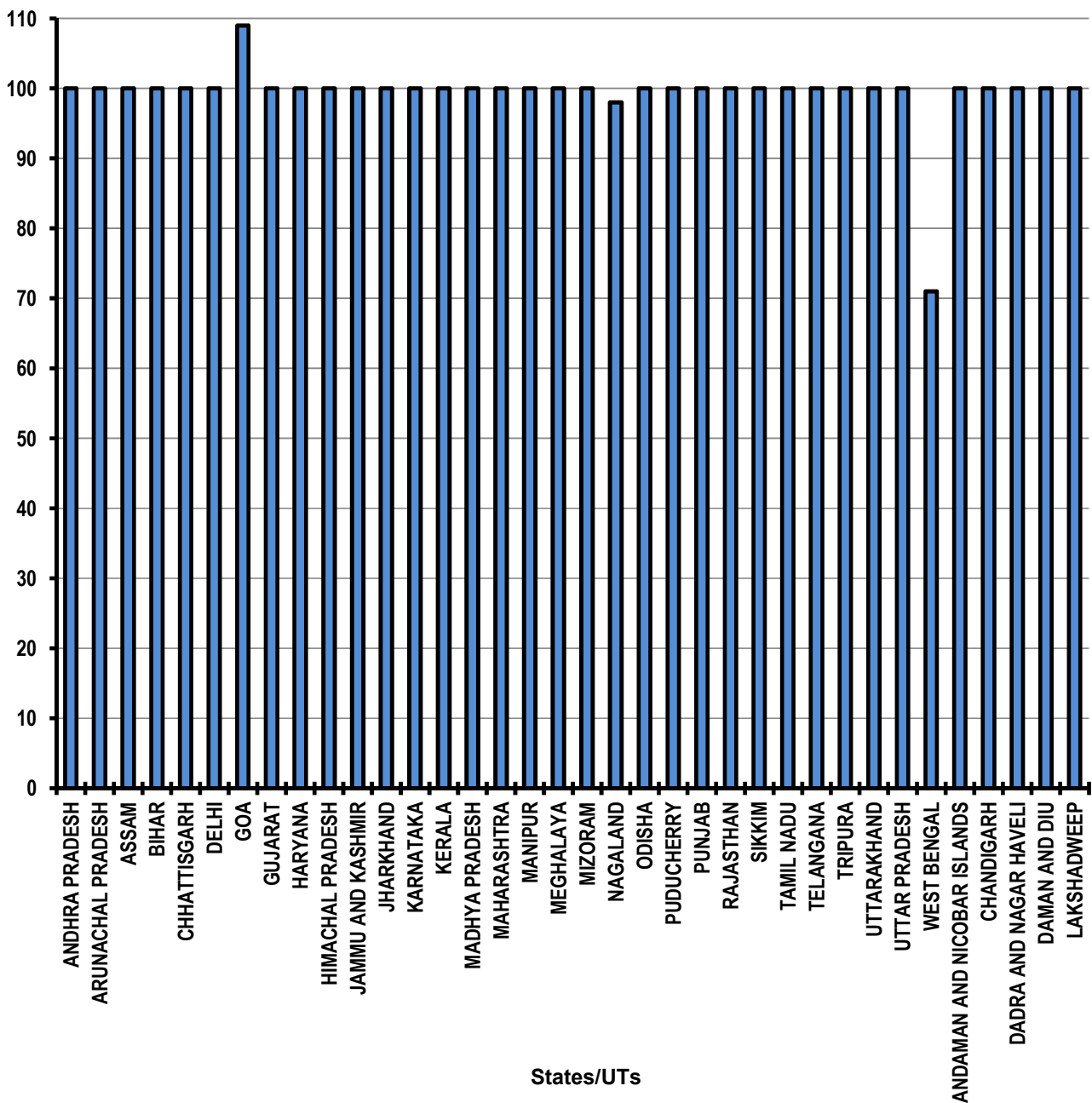


Table - 13
Functional Anganwadis
Anganwadis Functional (Cumulative)
(Unit: Number)

| Sl. No. | State/UT Name | Target | | Achievement April 2017-September 2017 | Percent Achievement April 2017-September 2017 |
|--------------------|-----------------------------|------------------|---------------------------|---------------------------------------|---|
| | | 2017-2018 | April 2017-September 2017 | | |
| (1) | (2) | (3) | (4) | (5) | (5)/(4) |
| 1 | ANDHRA PRADESH | 55,607 | 55,607 | 55,604 | 100 |
| 2 | ARUNACHAL PRADESH | 6,225 | 6,225 | 6,225 | 100 |
| 3 | ASSAM | 62,153 | 62,153 | 62,153 | 100 |
| 4 | BIHAR | 115,009 | 115,009 | 91,677 | 80 |
| 5 | CHHATTISGARH | 52,474 | 52,474 | 50,162 | 96 |
| 6 | DELHI | 11,150 | 11,150 | 10,897 | 98 |
| 7 | GOA | 1,262 | 1,262 | 1,256 | 100 |
| 8 | GUJARAT | 53,029 | 53,029 | 53,029 | 100 |
| 9 | HARYANA | 25,962 | 25,962 | 25,962 | 100 |
| 10 | HIMACHAL PRADESH | 18,925 | 18,925 | 18,925 | 100 |
| 11 | JAMMU AND KASHMIR | 31,938 | 31,938 | 29,202 | 91 |
| 12 | JHARKHAND | 38,432 | 38,432 | 38,432 | 100 |
| 13 | KARNATAKA | 65,911 | 65,911 | 65,911 | 100 |
| 14 | KERALA | 33,318 | 33,318 | 33,115 | 99 |
| 15 | MADHYA PRADESH | 97,135 | 97,135 | 91,814 | 95 |
| 16 | MAHARASHTRA | 110,486 | 110,486 | 97,366 | 88 |
| 17 | MANIPUR | 11,510 | 11,510 | 11,510 | 100 |
| 18 | MEGHALAYA | 5,896 | 5,896 | 5,896 | 100 |
| 19 | MIZORAM | 2,244 | 2,244 | 2,244 | 100 |
| 20 | NAGALAND | 3,980 | 3,980 | 3,455 | 87 |
| 21 | ODISHA | 74,154 | 74,154 | 72,587 | 98 |
| 22 | PUDUCHERRY | 855 | 855 | 788 | 92 |
| 23 | PUNJAB | 27,314 | 27,314 | 26,836 | 98 |
| 24 | RAJASTHAN | 62,010 | 62,010 | 60,945 | 98 |
| 25 | SIKKIM | 1,308 | 1,308 | 1,296 | 99 |
| 26 | TAMIL NADU | 54,439 | 54,439 | 54,439 | 100 |
| 27 | TELANGANA | 35,700 | 35,700 | 35,608 | 100 |
| 28 | TRIPURA | 10,145 | 10,145 | 10,145 | 100 |
| 29 | UTTARAKHAND | 20,067 | 20,067 | 19,620 | 98 |
| 30 | UTTAR PRADESH | 190,145 | 190,145 | 188,081 | 99 |
| 31 | WEST BENGAL | 119,481 | 119,481 | 89,679 | 75 |
| 32 | ANDAMAN AND NICOBAR ISLANDS | 720 | 720 | 720 | 100 |
| 33 | CHANDIGARH | 500 | 500 | 500 | 100 |
| 34 | DADRA AND NAGAR HAVELI | 302 | 302 | 233 | 77 |
| 35 | DAMAN AND DIU | 107 | 107 | 102 | 95 |
| 36 | LAKSHADWEEP | 107 | 107 | 107 | 100 |
| Grand Total | | 1,400,000 | 1,400,000 | 1,316,521 | 94 |

Very Good:(90% or above of targets)

ANDHRA PRADESH, ARUNACHAL PRADESH, ASSAM, CHHATTISGARH, DELHI, GOA, GUJARAT, HARYANA, HIMACHAL PRADESH, JAMMU AND KASHMIR, JHARKHAND, KARNATAKA, KERALA, MADHYA PRADESH, MANIPUR, MEGHALAYA, MIZORAM, ODISHA, PUDUCHERRY, PUNJAB, RAJASTHAN, SIKKIM, TAMIL NADU, TELANGANA, TRIPURA, UTTARAKHAND, UTTAR PRADESH, ANDAMAN AND NICOBAR ISLANDS, CHANDIGARH, DAMAN AND DIU, LAKSHADWEEP

Good:(Between 80% to 90% targets)

BIHAR, MAHARASHTRA, NAGALAND

Poor:(Below 80% of targets)

WEST BENGAL, DADRA AND NAGAR HAVELI

Functional Anganwadis (Cumulative) % Achievement of Target During April 2017 - September 2017

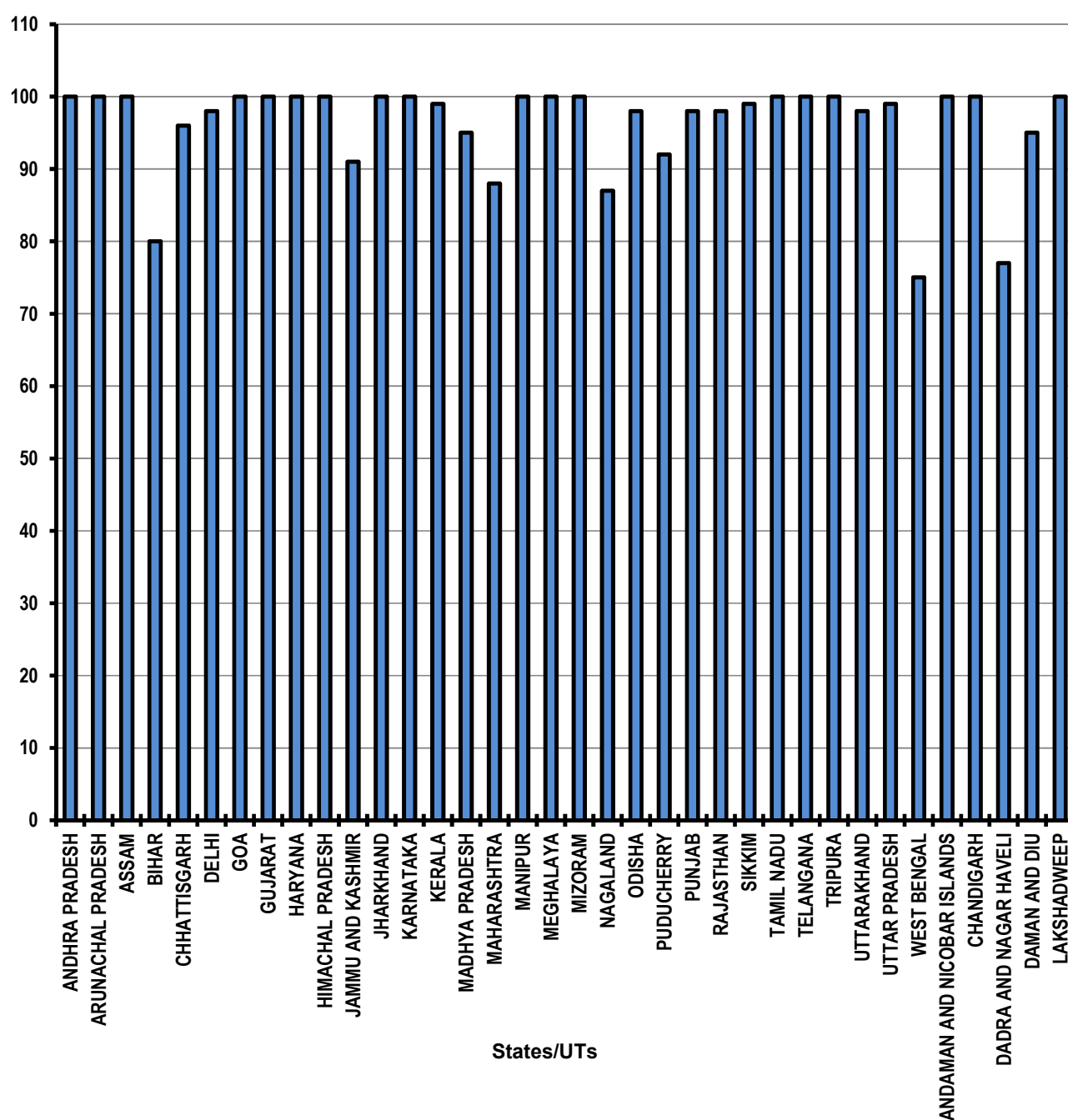


Table - 14

No. of Urban poor families assisted under Seven Point Charter
(Unit: Number)

| Sl. No. | | Poor Families assisted (Number) April 2017- September 2017 |
|-------------|-----------------------------|---|
| (1) | (2) | (3) |
| 1 | ANDHRA PRADESH | 255,068 |
| 2 | ARUNACHAL PRADESH | NR |
| 3 | ASSAM | 250 |
| 4 | BIHAR | NA |
| 5 | CHHATTISGARH | 0 |
| 6 | DELHI | 0 |
| 7 | GOA | NR |
| 8 | GUJARAT | 6,332 |
| 9 | HARYANA | NR |
| 10 | HIMACHAL PRADESH | NR |
| 11 | JAMMU AND KASHMIR | 786 |
| 12 | JHARKHAND | 970 |
| 13 | KARNATAKA | 1,992 |
| 14 | KERALA | 2,681 |
| 15 | MADHYA PRADESH | 0 |
| 16 | MAHARASHTRA | 9,668 |
| 17 | MANIPUR | NR |
| 18 | MEGHALAYA | 129 |
| 19 | MIZORAM | 0 |
| 20 | NAGALAND | 0 |
| 21 | ODISHA | 282 |
| 22 | PUDUCHERRY | NR |
| 23 | PUNJAB | 0 |
| 24 | RAJASTHAN | 10,206 |
| 25 | SIKKIM | 0 |
| 26 | TAMIL NADU | 2,028 |
| 27 | TELANGANA | 10,693 |
| 28 | TRIPURA | 0 |
| 29 | UTTARAKHAND | NR |
| 30 | UTTAR PRADESH | 502 |
| 31 | WEST BENGAL | 473,793 |
| 32 | ANDAMAN AND NICOBAR ISLANDS | 0 |
| 33 | CHANDIGARH | 459 |
| 34 | DADRA AND NAGAR HAVELI | 0 |
| 35 | DAMAN AND DIU | 0 |
| Grand Total | | 775,839 |

Note: NR Not Reported

Table - 15(A)
Afforestation (Public and Forest Lands)
Area Covered under Plantation
(Unit: Hectares)

| Sl. No. | State/UT Name | Target | | Achievement April 2017-September 2017 | Percent Achievement April 2017-September 2017 |
|--------------------|-----------------------------|------------------|---------------------------|---------------------------------------|---|
| | | 2017-2018 | April 2017-September 2017 | | |
| (1) | (2) | (3) | (4) | (5) | (5)/(4) |
| 1 | ANDHRA PRADESH | 238,390 | 119,194 | 145,045 | 122 |
| 2 | ARUNACHAL PRADESH | 210 | 104 | NR | NR |
| 3 | ASSAM | 40 | 20 | 0 | 0 |
| 4 | BIHAR | 67,860 | 33,930 | 25,281 | 75 |
| 5 | CHHATTISGARH | 93,440 | 46,720 | 12,463 | 27 |
| 6 | DELHI | 1,270 | 634 | NR | NR |
| 7 | GOA | 175 | 86 | 15 | 17 |
| 8 | GUJARAT | 160,405 | 80,202 | 168,224 | 210 |
| 9 | HARYANA | 41,210 | 20,604 | NR | NR |
| 10 | HIMACHAL PRADESH | 15,000 | 7,500 | 6,714 | 90 |
| 11 | JAMMU AND KASHMIR | 9,340 | 4,670 | 911 | 20 |
| 12 | JHARKHAND | 5,370 | 2,684 | 22729 | 847 |
| 13 | KARNATAKA | 68,275 | 34,136 | 60,227 | 176 |
| 14 | KERALA | 2,900 | 1,450 | 43,938 | 3030 |
| 15 | MADHYA PRADESH | 50,230 | 25,114 | NR | NR |
| 16 | MAHARASHTRA | 120,315 | 60,156 | 37,393 | 62 |
| 17 | MANIPUR | 10,770 | 5,384 | 1,750 | 33 |
| 18 | MEGHALAYA | 7,170 | 3,584 | NR | NR |
| 19 | MIZORAM | 4,070 | 2,034 | 4,020 | 198 |
| 20 | NAGALAND | 1,050 | 524 | NR | NR |
| 21 | ODISHA | 162,410 | 81,204 | 192,988 | 238 |
| 22 | PUDUCHERRY | 65 | 32 | 40 | 125 |
| 23 | PUNJAB | 6,505 | 3,252 | 5,015 | 154 |
| 24 | RAJASTHAN | 42,000 | 21,000 | 41,137 | 196 |
| 25 | SIKKIM | 3,410 | 1,704 | 365 | 21 |
| 26 | TAMIL NADU | 61,865 | 30,932 | 13,485 | 44 |
| 27 | TELANGANA | 158,520 | 79,260 | 64,929 | 82 |
| 28 | TRIPURA | 11,675 | 5,836 | NR | NR |
| 29 | UTTARAKHAND | 18,785 | 9,392 | 15,734 | 168 |
| 30 | UTTAR PRADESH | 100,705 | 50,352 | 39,943 | 79 |
| 31 | WEST BENGAL | 7,490 | 3,744 | 4,441 | 119 |
| 32 | ANDAMAN AND NICOBAR ISLANDS | 1,205 | 602 | 713 | 118 |
| 33 | CHANDIGARH | 155 | 76 | 176 | 232 |
| 34 | DADRA AND NAGAR HAVELI | 215 | 106 | NR | NR |
| 35 | DAMAN AND DIU | 5 | 2 | 0 | 0 |
| 36 | LAKSHADWEEP | 10 | 4 | 0 | 0 |
| Grand Total | | 1,472,510 | 736,228 | 907,676 | 123 |

Very Good:(90% or above of targets)

ANDHRA PRADESH, GUJARAT, HIMACHAL PRADESH, JHARKHAND, KARNATAKA, KERALA, MIZORAM, ODISHA, PUDUCHERRY, PUNJAB, RAJASTHAN, UTTARAKHAND, WEST BENGAL, ANDAMAN AND NICOBAR ISLANDS, CHANDIGARH

Good:(Between 80% to 90% targets)

TELANGANA

Poor:(Below 80% of targets)

ASSAM, BIHAR, CHHATTISGARH, GOA, JAMMU AND KASHMIR, MAHARASHTRA, MANIPUR, SIKKIM, TAMIL NADU, UTTAR PRADESH, DAMAN AND DIU, LAKSHADWEEP

Note: NR Not Reported

Afforestation (Public and Forest Lands)

Area Covered under Plantation

% Achievement of Target

During April 2017 - September 2017

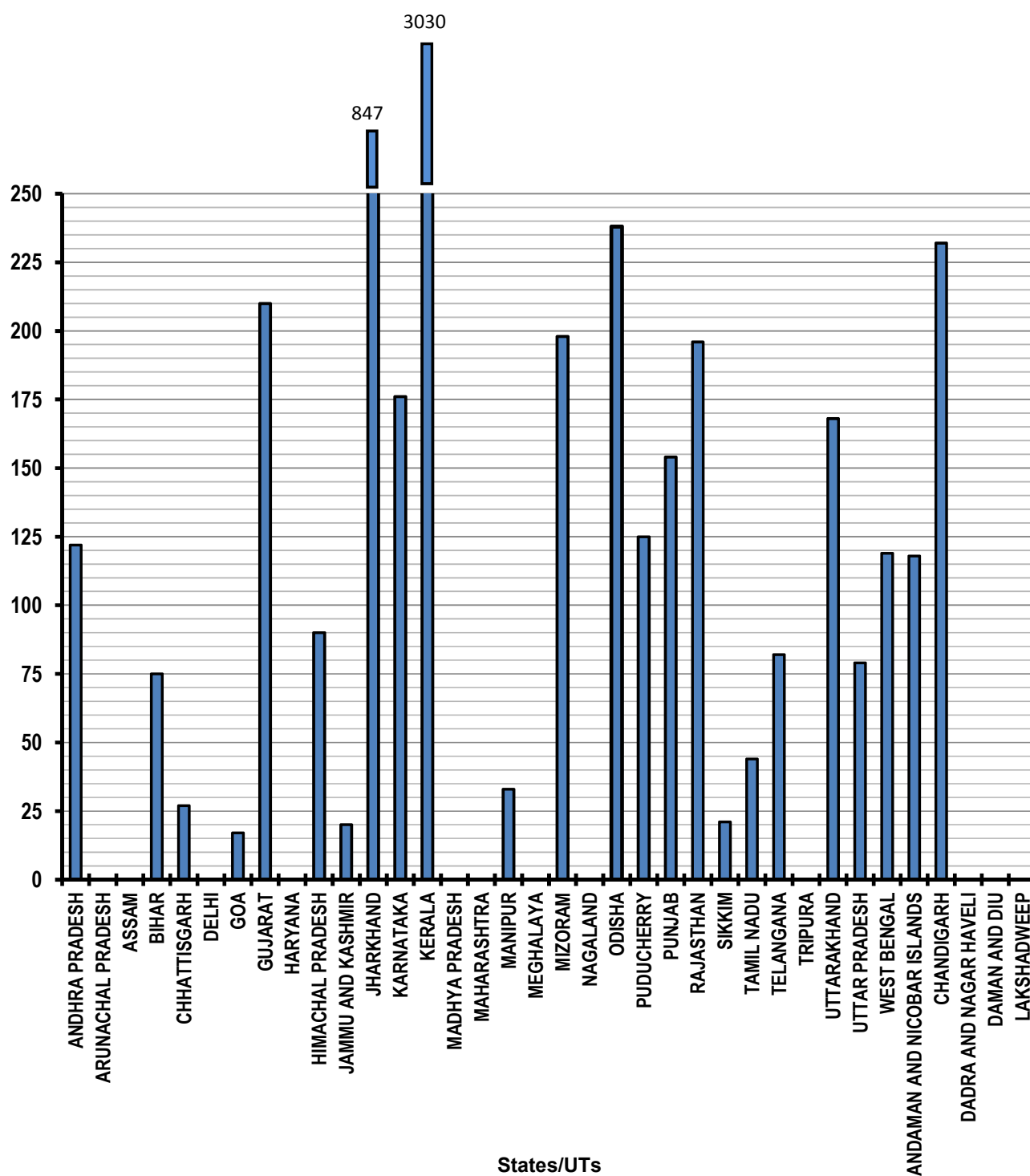


Table - 15(B)
Afforestation (Public and Forest Lands)
Seedlings planted
(Unit: Number)

| Sl. No. | State/UT Name | Target | | Achievement April 2017-September 2017 | Percent Achievement April 2017-September 2017 |
|--------------------|-----------------------------|--------------------|---------------------------|---------------------------------------|---|
| | | 2017-2018 | April 2017-September 2017 | | |
| (1) | (2) | (3) | (4) | (5) | (5)/(4) |
| 1 | ANDHRA PRADESH | 154,954,000 | 77,476,000 | 118,831,000 | 153 |
| 2 | ARUNACHAL PRADESH | 137,000 | 68,000 | NR | NR |
| 3 | ASSAM | 26,000 | 12,000 | 0 | 0 |
| 4 | BIHAR | 44,109,000 | 22,054,000 | 16,432,700 | 75 |
| 5 | CHHATTISGARH | 60,736,000 | 30,368,000 | 59,874,000 | 197 |
| 6 | DELHI | 826,000 | 412,000 | NR | NR |
| 7 | GOA | 114,000 | 56,000 | 12,000 | 21 |
| 8 | GUJARAT | 104,263,000 | 52,130,000 | 105,386,000 | 202 |
| 9 | HARYANA | 26,787,000 | 13,392,000 | NR | NR |
| 10 | HIMACHAL PRADESH | 9,750,000 | 4,874,000 | 6,522,829 | 134 |
| 11 | JAMMU AND KASHMIR | 6,071,000 | 3,034,000 | 440,000 | 15 |
| 12 | JHARKHAND | 3,491,000 | 1,744,000 | 15,995,457 | 917 |
| 13 | KARNATAKA | 44,379,000 | 22,188,000 | 44,560,000 | 201 |
| 14 | KERALA | 1,885,000 | 942,000 | 1,965,876 | 209 |
| 15 | MADHYA PRADESH | 32,650,000 | 16,324,000 | NR | NR |
| 16 | MAHARASHTRA | 78,205,000 | 39,102,000 | 368 | 0 |
| 17 | MANIPUR | 7,001,000 | 3,500,000 | 2,737,896 | 78 |
| 18 | MEGHALAYA | 4,661,000 | 2,330,000 | NR | NR |
| 19 | MIZORAM | 2,646,000 | 1,322,000 | 1,529,016 | 116 |
| 20 | NAGALAND | 683,000 | 340,000 | NR | NR |
| 21 | ODISHA | 105,567,000 | 52,782,000 | 25,929,000 | 49 |
| 22 | PUDUCHERRY | 42,000 | 20,000 | 26,190 | 131 |
| 23 | PUNJAB | 4,228,000 | 2,114,000 | 3,260,000 | 154 |
| 24 | RAJASTHAN | 27,300,000 | 13,650,000 | 27,225,400 | 199 |
| 25 | SIKKIM | 2,217,000 | 1,108,000 | 236,874 | 21 |
| 26 | TAMIL NADU | 40,212,000 | 20,106,000 | 9,361,568 | 47 |
| 27 | TELANGANA | 103,038,000 | 51,518,000 | 50,728,000 | 98 |
| 28 | TRIPURA | 7,589,000 | 3,794,000 | NR | NR |
| 29 | UTTARAKHAND | 12,210,000 | 6,104,000 | 15,189,000 | 249 |
| 30 | UTTAR PRADESH | 65,458,000 | 32,728,000 | 43,573,055 | 133 |
| 31 | WEST BENGAL | 4,869,000 | 2,434,000 | 6,410,400 | 263 |
| 32 | ANDAMAN AND NICOBAR ISLANDS | 783,000 | 390,000 | 162,372 | 42 |
| 33 | CHANDIGARH | 101,000 | 50,000 | 80,630 | 161 |
| 34 | DADRA AND NAGAR HAVELI | 140,000 | 70,000 | 0 | 0 |
| 35 | DAMAN AND DIU | 3,000 | - | 45,630 | - |
| 36 | LAKSHADWEEP | 7,000 | 2,000 | 0 | 0 |
| Grand Total | | 957,138,000 | 478,538,000 | 556,515,261 | 116 |

Very Good:(90% or above of targets)

ANDHRA PRADESH, CHHATTISGARH, GUJARAT, HIMACHAL PRADESH, JHARKHAND, KARNATAKA, KERALA, MIZORAM, PUDUCHERRY, PUNJAB, RAJASTHAN, TELANGANA, UTTARAKHAND, UTTAR PRADESH, WEST BENGAL, CHANDIGARH

Poor:(Below 80% of targets)

ASSAM, BIHAR, GOA, JAMMU AND KASHMIR, MAHARASHTRA, MANIPUR, ODISHA, SIKKIM, TAMIL NADU,

Note: NR Not Reported

Afforestation (Public and Forest Lands)

Seedlings planted

% Achievement of Target
During April 2017 - September 2017

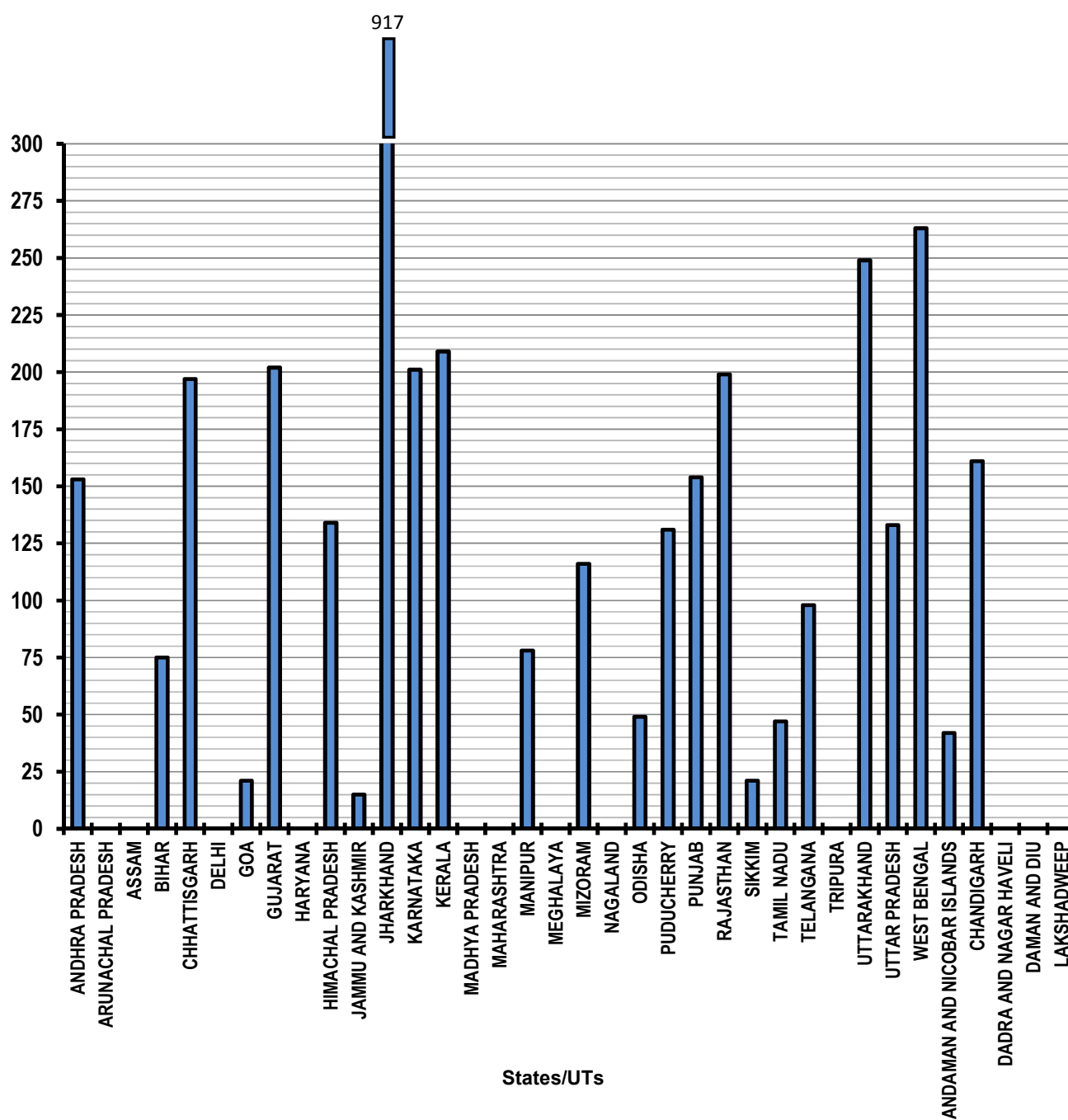


Table - 16

Rural roads - PMGSY
Length of road constructed
(Unit: Kilometer)

| Sl. No. | State/UT Name | Target | | Achievement @ April 2017-September 2017 | Percent Achievement April 2017-September 2017 |
|--------------------|-----------------------------|---------------|---------------------------|---|---|
| | | 2017-2018 | April 2017-September 2017 | | |
| (1) | (2) | (3) | (4) | (5) | (5)/(4) |
| 1 | ANDHRA PRADESH | 500 | 250 | 68 | 27 |
| 2 | ARUNACHAL PRADESH | 1,200 | 600 | 600 | 100 |
| 3 | ASSAM | 2,000 | 1,000 | 210 | 21 |
| 4 | BIHAR | 7,000 | 3,500 | 1,488 | 43 |
| 5 | CHHATTISGARH | 2,000 | 1,000 | 241 | 24 |
| 6 | GOA | - | - | 0 | - |
| 7 | GUJARAT | 50 | 24 | 19 | 79 |
| 8 | HARYANA | 50 | 24 | 37 | 154 |
| 9 | HIMACHAL PRADESH | 1,700 | 850 | 690 | 81 |
| 10 | JAMMU AND KASHMIR | 1,800 | 900 | 645 | 72 |
| 11 | JHARKHAND | 5,000 | 2,500 | 1218 | 49 |
| 12 | KARNATAKA | 66 | 32 | 37 | 116 |
| 13 | KERALA | 534 | 266 | 110 | 41 |
| 14 | MADHYA PRADESH | 6,200 | 3,100 | 1,892 | 61 |
| 15 | MAHARASHTRA | 1,400 | 700 | 169 | 24 |
| 16 | MANIPUR | 1,000 | 500 | 183 | 37 |
| 17 | MEGHALAYA | 450 | 224 | 57 | 25 |
| 18 | MIZORAM | 500 | 250 | 32 | 13 |
| 19 | NAGALAND | 50 | 24 | 49 | 204 |
| 20 | ODISHA | 7,000 | 3,500 | 1,919 | 55 |
| 21 | PUNJAB | 950 | 474 | 678 | 143 |
| 22 | RAJASTHAN | 3,800 | 1,900 | 1,795 | 94 |
| 23 | SIKKIM | 400 | 200 | 126 | 63 |
| 24 | TAMIL NADU | 1,500 | 750 | 811 | 108 |
| 25 | TELANGANA | 500 | 250 | 146 | 58 |
| 26 | TRIPURA | 650 | 324 | 163 | 50 |
| 27 | UTTARAKHAND | 2,000 | 1,000 | 453 | 45 |
| 28 | UTTAR PRADESH | 5,200 | 2,600 | 538 | 21 |
| 29 | WEST BENGAL | 3,500 | 1,750 | 484 | 28 |
| 30 | ANDAMAN AND NICOBAR ISLANDS | - | - | 1 | - |
| Grand Total | | 57,000 | 28,492 | 14,859 | 52 |

Very Good: (90% or above of targets)

ARUNACHAL PRADESH, HARYANA, KARNATAKA, NAGALAND, PUNJAB, RAJASTHAN, TAMIL NADU

Good: (Between 80% to 90% targets)

HIMACHAL PRADESH,

Poor: (Below 80% of targets)

ANDHRA PRADESH, ASSAM, BIHAR, CHHATTISGARH, GUJARAT, JAMMU AND KASHMIR, JHARKHAND, KERALA, MADHYA PRADESH, MAHARASHTRA, MANIPUR, MEGHALAYA, MIZORAM, ODISHA, SIKKIM, TELANGANA, TRIPURA, UTTARAKHAND, UTTAR PRADESH, WEST BENGAL

Note: @ Figures received from M/o Rural Development have been considered

Rural Roads - PMGSY

Length of Road Constructed

% Achievement of Target
During April 2017 - September 2017

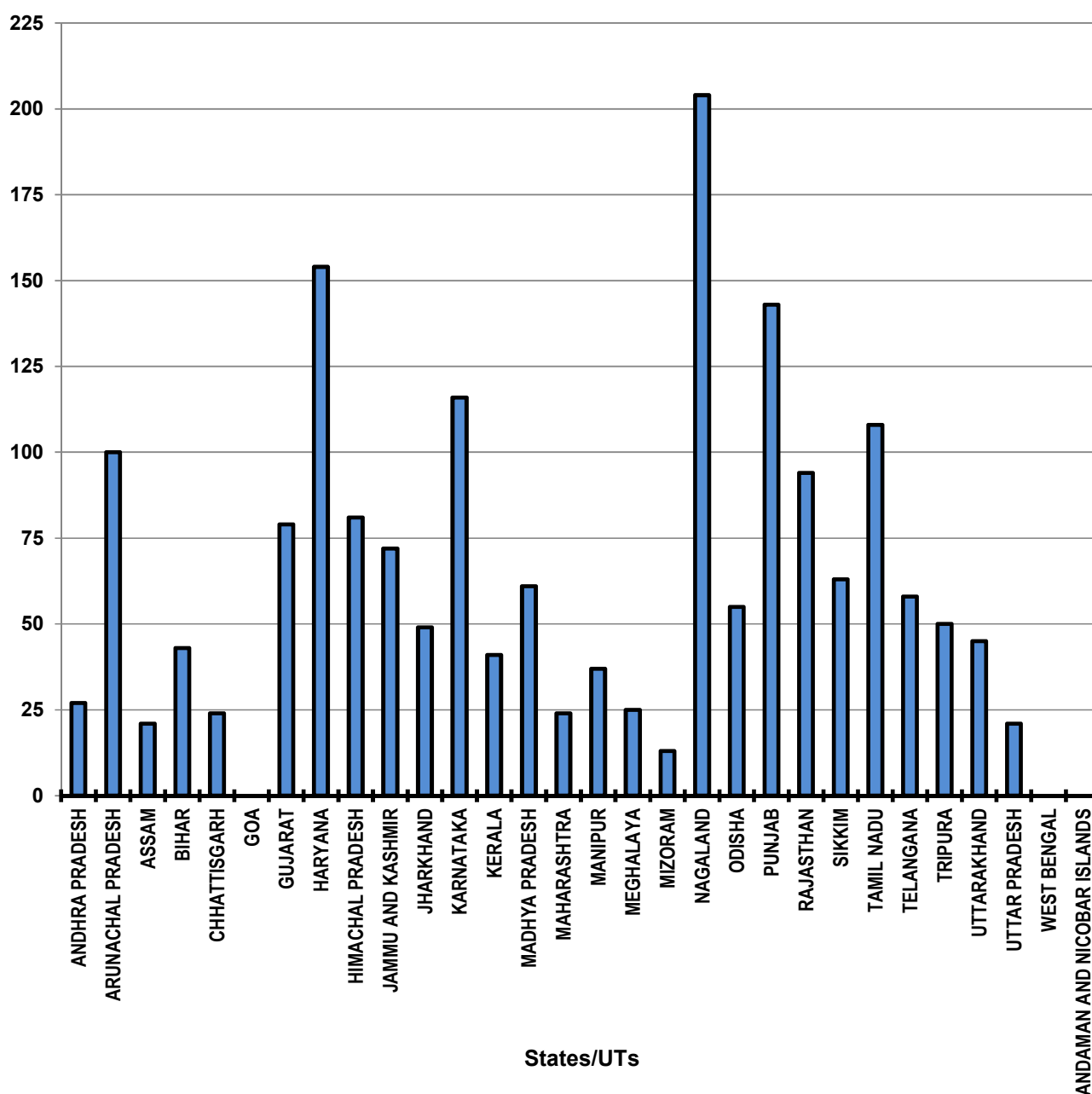


Table - 17
Deendyal Upadhyaya Gram Jyoti Yojana (DDUGJY)
Villages electrified
(Unit: Number)

| Sl. No. | State/UT Name | Target | | Achievement @ April 2017-September 2017 | Percent Achievement April 2017-September 2017 |
|--------------------|-------------------|--------------|---------------------------|---|---|
| | | 2017-2018 | April 2017-September 2017 | | |
| (1) | (2) | (3) | (4) | (5) | (5)/(4) |
| 1 | ARUNACHAL PRADESH | 1,229 | 468 | 87 | 19 |
| 2 | ASSAM | 628 | 239 | 277 | 116 |
| 3 | BIHAR | 437 | 167 | 135 | 81 |
| 4 | CHHATTISGARH | 381 | 145 | 152 | 105 |
| 5 | JAMMU AND KASHMIR | 102 | 39 | 2 | 5 |
| 6 | JHARKHAND | 617 | 234 | 303 | 129 |
| 7 | KARNATAKA | 25 | 10 | 16 | 160 |
| 8 | MADHYA PRADESH | 52 | 20 | 11 | 55 |
| 9 | MANIPUR | 80 | 31 | 19 | 61 |
| 10 | MEGHALAYA | 230 | 88 | 128 | 145 |
| 11 | MIZORAM | 18 | 7 | 3 | 43 |
| 12 | NAGALAND | 4 | 4 | 2 | 50 |
| 13 | ODISHA | 616 | 224 | 268 | 120 |
| 14 | RAJASTHAN | 1 | 1 | 1 | 100 |
| 15 | UTTARAKHAND | 58 | 21 | 8 | 38 |
| 16 | UTTAR PRADESH | 9 | 9 | 7 | 78 |
| 17 | WEST BENGAL | 5 | 3 | 5 | 167 |
| Grand Total | | 4,492 | 1,710 | 1,424 | 83 |

Very Good:(90% or above of targets)

ASSAM, CHHATTISGARH, JHARKHAND, KARNATAKA, MEGHALAYA, ODISHA, RAJASTHAN, WEST BENGAL

Good:(Between 80% to 90% targets)

BIHAR

Poor:(Below 80% of targets)

ARUNACHAL PRADESH, JAMMU AND KASHMIR, MADHYA PRADESH, MANIPUR, MIZORAM, NAGALAND, UTTARAKHAND, UTTAR PRADESH

Note: @ Figures received from M/o Power have been considered

Deendayal Upadhyaya Gram Jyoti Yojana-DDUGJY
Villages electrified
% Achievement of Target
During April 2017 - September 2017

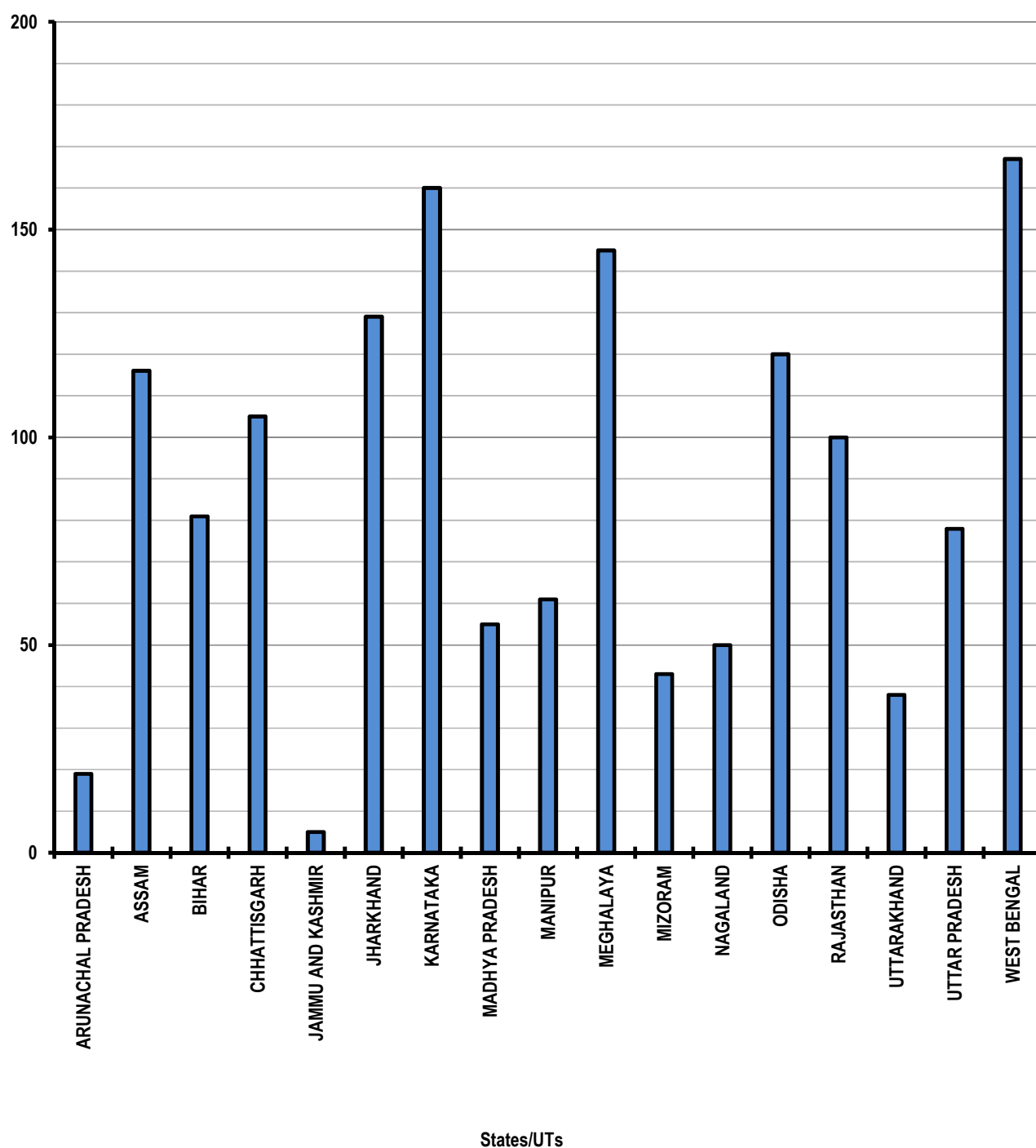


Table - 18
Energising pump sets
Pumps sets energized
(Unit: Number)

| Sl. No. | State/UT Name | Target + | | Achievement April 2017-September 2017 | Percent Achievement April 2017-September 2017 |
|--------------------|------------------------|----------------|---------------------------|---------------------------------------|---|
| | | 2017-2018 | April 2017-September 2017 | | |
| (1) | (2) | (3) | (4) | (5) | (5)/(4) |
| 1 | ANDHRA PRADESH | 24,852 | 12,426 | 38,341 | 309 |
| 2 | BIHAR | 2,764 | 1,382 | NA | - |
| 3 | CHHATTISGARH | 21,000 | 6,000 | 6,261 | 104 |
| 4 | GOA | 200 | 90 | 76 | 84 |
| 5 | GUJARAT | 44,500 | 22,250 | 39,058 | 176 |
| 6 | HARYANA | 8,800 | 4,400 | NR | NR |
| 7 | HIMACHAL PRADESH | 1,014 | 506 | 1,242 | 245 |
| 8 | JHARKHAND | 22,000 | 11,000 | 1,807 | 16 |
| 9 | KARNATAKA | 38,602 | 19,300 | 39,080 | 202 |
| 10 | KERALA | 12,000 | 6,000 | 11,581 | 193 |
| 11 | MADHYA PRADESH | 17,237 | 8,617 | NR | NR |
| 12 | MAHARASHTRA | - | - | 36,455 | - |
| 13 | MEGHALAYA | 30 | 13 | NR | NR |
| 14 | ODISHA | 1,190 | 594 | 6,450 | 1,086 |
| 15 | PUDUCHERRY | 35 | 17 | 20 | 118 |
| 16 | PUNJAB | 150,000 | 75,000 | 12,315 | 16 |
| 17 | RAJASTHAN | 30,000 | 15,000 | 16,891 | 113 |
| 18 | TAMIL NADU | 10,000 | 3,000 | 12,996 | 433 |
| 19 | TELANGANA | 25,148 | 12,572 | 44,658 | 355 |
| 20 | UTTARAKHAND | 700 | 348 | 706 | 203 |
| 21 | UTTAR PRADESH | 22,058 | 11,028 | 9,668 | 88 |
| 22 | WEST BENGAL | 422 | 210 | 1,026 | 489 |
| 23 | DADRA AND NAGAR HAVELI | 20 | 6 | 0 | 0 |
| 24 | DAMAN AND DIU | 25 | 12 | 14 | 117 |
| Grand Total | | 432,597 | 209,771 | 278,645 | 133 |

Very Good:(90% or above of targets)

ANDHRA PRADESH, CHHATTISGARH, GUJARAT, HIMACHAL PRADESH, KARNATAKA, KERALA, ODISHA, PUDUCHERRY, RAJASTHAN, TAMIL NADU, TELANGANA, UTTARAKHAND, WEST BENGAL, DAMAN AND DIU

Good:(Between 80% to 90% targets)

GOA, UTTAR PRADESH

Poor:(Below 80% of targets)

BIHAR, JHARKHAND, PUNJAB, DADRA AND NAGAR HAVELI

Note: NR Not Reported

+ Previous year targets have been repeated for States/Uts other than Gujarat and Tamil Nadu.

Energising Pump sets

Pumps sets energized

% Achievement of Target

During April 2017 - September 2017

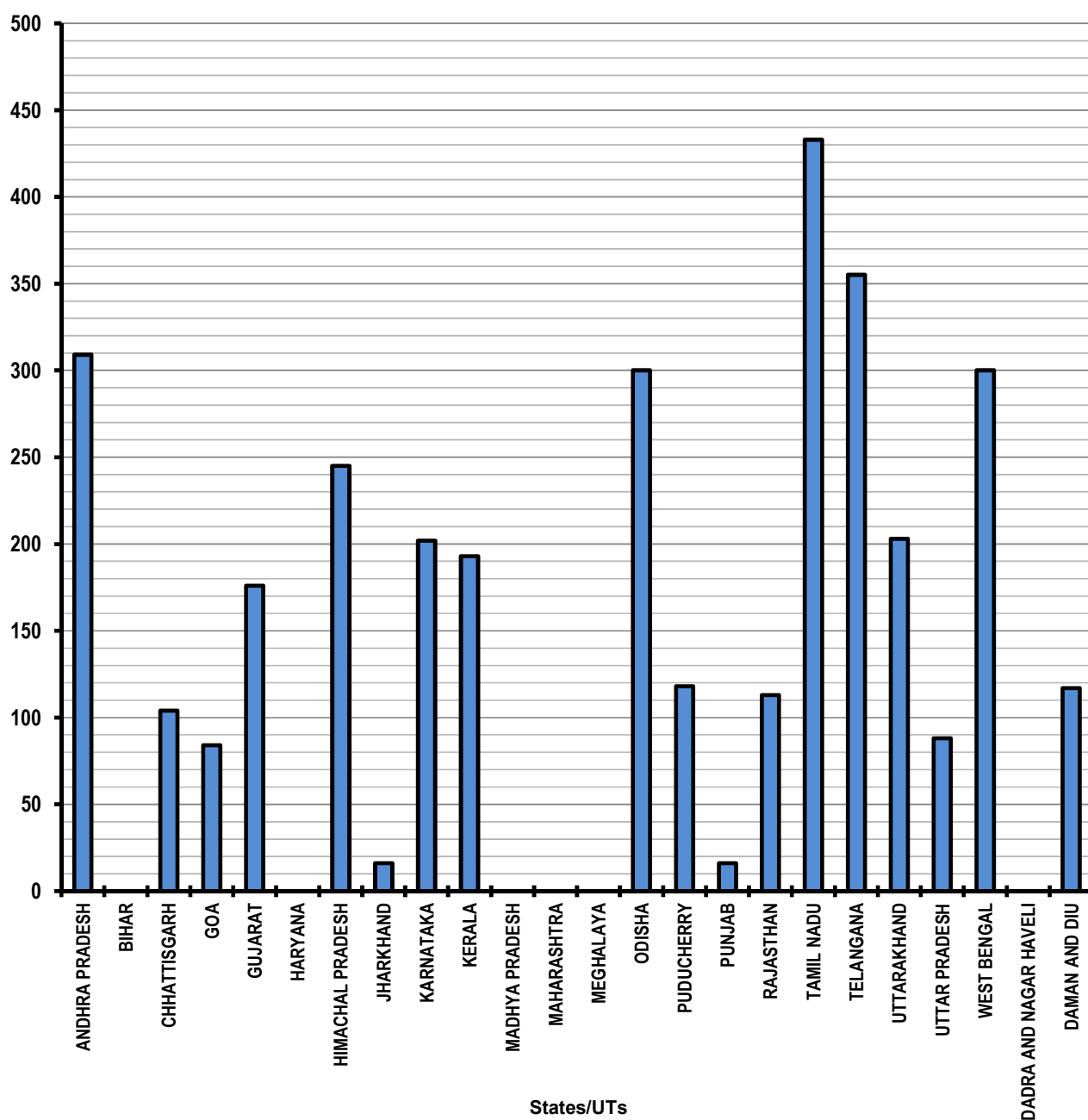


Table - 19

Supply of Electricity

| Sl. No. | State/UT Name | Electricity demanded (Million Units) April 2017- September 2017 | Electricity supplied (Million Units) April 2017- September 2017 | Shortage observed (Million Units) April 2017- September 2017 | Percentage of Electricity Supplied |
|-------------|-----------------------------|--|--|---|--|
| (1) | (2) | (3) | (4) | (5) | (6) |
| 1 | ANDHRA PRADESH | 28,246 | 28,225 | 13,863 | 100 |
| 2 | ARUNACHAL PRADESH | 382 | 375 | 199 | 98 |
| 3 | ASSAM | 4,967 | 4,727 | 2,848 | 95 |
| 4 | BIHAR | 14,132 | 13,794 | 7,506 | 98 |
| 5 | CHHATTISGARH | 13,723 | 13,656 | 6,975 | 100 |
| 6 | DELHI | 19,448 | 19,434 | 10,112 | 100 |
| 7 | GOA | 2,048 | 2,048 | 1,006 | 100 |
| 8 | GUJARAT | 53,813 | 53,813 | 24,621 | 100 |
| 9 | HARYANA | 28,668 | 28,668 | 15,794 | 100 |
| 10 | HIMACHAL PRADESH | 4,714 | 4,683 | 2,397 | 99 |
| 11 | JAMMU AND KASHMIR | 9,109 | 7,275 | 5,440 | 80 |
| 12 | JHARKHAND | 3,816 | 3,799 | 1,854 | 100 |
| 13 | KARNATAKA | 31,918 | 31,898 | 15,282 | 100 |
| 14 | KERALA | 12,443 | 12,413 | 6,014 | 100 |
| 15 | MADHYA PRADESH | 30,752 | 30,751 | 15,142 | 100 |
| 16 | MAHARASHTRA | 75,170 | 75,041 | 35,207 | 100 |
| 17 | MANIPUR | 385 | 377 | 204 | 98 |
| 18 | MEGHALAYA | 721 | 721 | 344 | 100 |
| 19 | MIZORAM | 237 | 231 | 116 | 97 |
| 20 | NAGALAND | 416 | 409 | 221 | 98 |
| 21 | ODISHA | 14,840 | 14,835 | 7,497 | 100 |
| 22 | PUDUCHERRY | 1388 | 1385 | 1 | 100 |
| 23 | PUNJAB | 33,962 | 33,962 | 19,976 | 100 |
| 24 | RAJASTHAN | 34,061 | 33,842 | 17,332 | 99 |
| 25 | SIKKIM | 212 | 212 | 103 | 100 |
| 26 | TAMIL NADU | 54,407 | 54,383 | 9 | 100 |
| 27 | TELANGANA | 28,711 | 28,699 | 15,408 | 100 |
| 28 | TRIPURA | 1,557 | 1,538 | 827 | 99 |
| 29 | UTTARAKHAND | 6,979 | 6,956 | 3,486 | 100 |
| 30 | UTTAR PRADESH | 65,357 | 64,352 | 33,794 | 98 |
| 31 | WEST BENGAL | 28,400 | 28,279 | 14,170 | 100 |
| 32 | ANDAMAN AND NICOBAR ISLANDS | 155 | 138 | 98 | 89 |
| 33 | CHANDIGARH | 995 | 986 | 517 | 99 |
| 34 | DADRA AND NAGAR HAVELI | 3,050 | 3,050 | 1,524 | 100 |
| 35 | DAMAN AND DIU | 1,258 | 1,258 | 628 | 100 |
| 36 | LAKSHADWEEP | 24 | 24 | 0 | 100 |
| Grand Total | | 610,464 | 606,237 | 280,515 | 99 |

Very Good: (90% or above of targets)

ANDHRA PRADESH, ARUNACHAL PRADESH, ASSAM, BIHAR, CHHATTISGARH, DELHI, GOA, GUJARAT, HARYANA, HIMACHAL PRADESH, JHARKHAND, KARNATAKA, KERALA, MADHYA PRADESH, MAHARASHTRA, MANIPUR, MEGHALAYA, MIZORAM, NAGALAND, ODISHA, PUDUCHERRY, PUNJAB, RAJASTHAN, SIKKIM, TAMIL NADU, TELANGANA, TRIPURA, UTTARAKHAND, UTTAR PRADESH, WEST BENGAL, CHANDIGARH, DADRA AND NAGAR HAVELI, DAMAN AND DIU, LAKSHADWEEP

Good: (Between 80% to 90% targets)

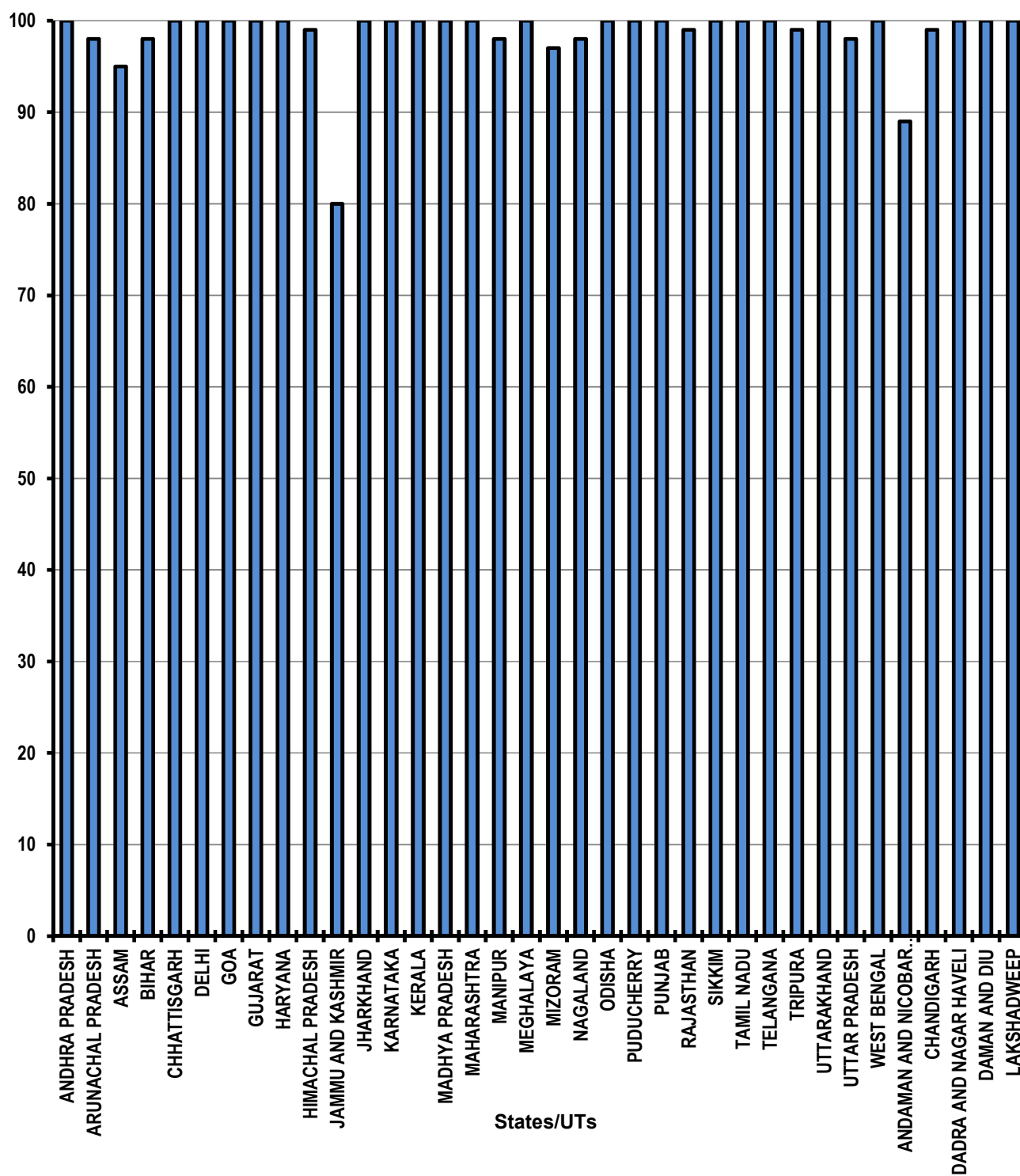
JAMMU AND KASHMIR, ANDAMAN AND NICOBAR ISLANDS

Supply of Electricity

Electricity supplied

% Achievement of Target

During April 2017 - September 2017



Twenty Point Programme – 2006

List of Twenty Points

- | | |
|---|--|
| 1. गरीबी हटाओ | [Poverty Eradication] |
| 2. जनशक्ति | [Power to People] |
| 3. किसान मित्र | [Support to Farmers] |
| 4. श्रमिक कल्याण | [Labour Welfare] |
| 5. खाद्य सुरक्षा | [Food Security] |
| 6. सबके लिए आवास | [Housing for All] |
| 7. शुद्ध पेयजल | [Clean Drinking Water] |
| 8. जन-जन का स्वास्थ्य | [Health for All] |
| 9. सबके लिए शिक्षा | [Education for All] |
| 10. अनुसूचित जाति, जनजाति, अल्पसंख्यक एवं अन्य पिछड़ा वर्ग कल्याण | [Welfare of Scheduled Castes, Scheduled Tribes, Minorities and OBCs] |
| 11. महिला कल्याण | [Women Welfare] |
| 12. बाल कल्याण | [Child Welfare] |
| 13. युवा विकास | [Youth Development] |
| 14. बस्ती सुधार | [Improvement of Slums] |
| 15. पर्यावरण संरक्षण एवं वनवृद्धि | [Environment Protection and Afforestation] |
| 16. सामाजिक सुरक्षा | [Social Security] |
| 17. ग्रामीण सड़क | [Rural Roads] |
| 18. ग्रामीण ऊर्जा | [Energization of Rural Area] |
| 19. पिछड़ा क्षेत्र विकास | [Development of Backward Areas] |
| 20. ई-शासन | [IT enabled e-Governance] |

LIST OF ITEMS COVERED UNDER (TPP) - 2006

| Point No. | Item No. | Name of the Points/Items |
|-------------|------------|--|
| I. | | गरीबी हटाओ [Poverty Eradication] |
| | | Rural Areas |
| | 1. | Employment generation under the <i>Mahatma Gandhi National Rural Employment Guarantee Act (MGNREGA)</i> |
| | 2. | National Rural Livelihood Mission (NRLM) |
| | 3. | Rural Business Hubs in Partnership with Panchayats |
| | 4. | Self Help Groups |
| | | Urban Areas |
| | 5. | Swaran Jayanti Shahari Rojgar Yojana |
| II. | | जनशक्ति (Power to People) |
| | 6. | Local Self Government (Panchayati Raj and Urban Local Bodies) - Activity Mapping for devolution of functions - Budget Flow of Funds - Assignment of Functionaries |
| | 7. | Quick and Inexpensive Justice – Gram Nyayalayas and Nyaya Panchayats. |
| | 8. | District Planning Committees. |
| III. | | किसान मित्र [Support to Farmers] |
| | 9. | Water shed development |
| | 10. | Marketing and infrastructural support to farmers |
| | 11. | Irrigation facilities (including minor and micro irrigation) for agriculture |
| | 12. | Credit to farmers |
| | 13. | Distribution of waste land to the landless |
| IV. | | श्रमिक कल्याण [Labour Welfare] |
| | 14. | Social Security for Agricultural and Unorganised Labour |
| | 15. | Minimum Wages Enforcement (including Farm Labour) |
| | 16. | Prevention of Child Labour |
| | 17. | Welfare of Women Labour |
| V. | | खाद्य सुरक्षा [Food Security] |
| | 18. | Food Security: (i) Targeted Public Distribution System (TPDS)/ National Food Security Act (NFSA) (ii) Antyodaya Anna Yojana, (iii) Establishing Grain banks in chronically food scarcity areas |
| VI. | | सबके लिए आवास [Housing for All] |
| | 19 | Rural Housing - Pradhan Mantri Awaas Yojana - Grameen |
| | 20. | EWS/LIG Houses in Urban Areas |

Contd.....

| Point No. | Item No. | Name of the Points/Items |
|--------------|------------|---|
| VII. | | शुद्ध पेयजल [Clean Drinking Water] |
| | 21. | Rural Areas. - National Rural Drinking Water Programme-(<i>NRDWP</i>) |
| | 22. | Urban Areas: - Accelerated Urban Water Supply Programme |
| VIII. | | जन-जन का स्वास्थ्य [Health for All] |
| | 23. | Control and prevention of major diseases: (a) HIV/AIDS (b) TB (c) Malaria (d) Leprosy (e) Blindness |
| | 24. | National Rural Health Mission |
| | 25. | Immunisation of Children |
| | 26. | Sanitation Programme in - Rural Areas - Urban areas |
| | 27. | Institutional Delivery |
| | 28. | Prevention of Female Foeticide |
| | 29. | Supplementary nutrition for Mothers and Children |
| | 30. | Two Child norms |
| IX. | | सबके लिए शिक्षा [Education for All] |
| | 31. | Sarv Shiksha Abhiyan - Compulsory Elementary Education |
| | 32. | Mid Day Meal Scheme |
| X. | | अनुसूचित जाति, जनजाति, अल्पसंख्यक एवं अन्य पिछड़ा वर्ग कल्याण [Welfare of Scheduled Castes, Scheduled Tribes, Minorities and OBCs] |
| | 33. | SC Families assisted (a) SC families assisted under SCA to SCSP & NSFDC (b) SC students assisted under post matric scholarship |
| | 34. | Rehabilitation of Scavengers |
| | 35. | ST Families assisted |
| | 36. | Rights of Forest dwellers – Owners of minor forest produce |
| | 37. | Particularly Vulnerable Tribal Groups (PTGs) |
| | 38. | No alienation of Tribal lands |
| | 39. | Implementation of Panchayats (Extension to Scheduled Areas) Act [PESA] |
| | 40. | Welfare of minorities |
| | 41. | Professional education among all minority communities |
| | 42. | Reservation of OBCs in - Education - Employment |
| XI. | | महिला कल्याण [Women Welfare] |
| | 43. | Financial Assistance for Women Welfare |
| | 44. | Improved participation of women in (a) Panchayats (b) Municipalities (c) State Legislatures (d) Parliament |

Contd.....

| Point No. | Item No. | Name of the Points/Items |
|---------------|------------|---|
| XII. | | बाल कल्याण [Child Welfare] |
| | 45. | Universalisation of ICDS Scheme |
| | 46. | Functional Anganwadis |
| XIII. | | युवा विकास [Youth Development] |
| | 47. | Sports for all in Rural and Urban areas |
| | 48. | Rashtriya Sadbhavana Yojana |
| | 49. | National Service Scheme (NSS) |
| XIV. | | बस्ती सुधार [Improvement of Slums] |
| | 50. | Number of Urban poor families assisted under seven point charter viz. land tenure, housing at affordable cost, water, sanitation, health, education, and social security. |
| XV. | | पर्यावरण संरक्षण एवं वनवृद्धि [Environment Protection and Afforestation] |
| | 51. | Afforestation (a) Area Covered under Plantation on - Public and Forest Lands (b) Number of Seedlings planted on -Public and Forest Lands |
| | 52. | Prevention of pollution of Rivers and water bodies |
| | 53. | Solid and liquid waste management in - Rural Areas - Urban Areas |
| XVI. | | सामाजिक सुरक्षा [Social Security] |
| | 54. | Rehabilitation of handicapped and orphans. |
| | 55. | Welfare of the aged |
| XVII. | | ग्रामीण सड़क [Rural Roads] |
| | 56. | Rural Roads - PMGSY |
| XVIII. | | ग्रामीण ऊर्जा [Energization of Rural Area] |
| | 57. | Bio-diesel Production |
| | 58. | Deendayal Upadhyaya Gram Jyoti Yojana |
| | 59. | Renewable Energy |
| | 60. | Energising Pump sets |
| | 61. | Supply of Electricity |
| | 62. | Supply of Kerosene and LPG |
| XIX. | | पिछड़ा क्षेत्र विकास [Development of Backward Areas] |
| | 63. | Backward Regions Grants Fund (BRGF) |
| XX. | | ई-शासन [IT enabled e-Governance] |
| | 64. | Central and State Governments |
| | 65. | Panchayats and Municipalities |

Twenty Point Programme – 2006

Quarterly Monitored Items

1. Employment Generation under *Mahatma Gandhi National Rural Employment Guarantee Scheme (MGNREGA)*
2. National Rural Livelihoods Mission (NRLM)
3. Distribution of Wasteland to landless
4. Minimum Wages Enforcement (including Farm Labour)
5. *Food Security*
6. Rural Housing under Pradhan Mantri Awaas Yojana-Grameen (PMAY-G)
7. EWS/LIG Houses in Urban Areas
8. *Rural Drinking Water Supply*- National Rural Drinking Water Programme- (NRDWP)
9. Sanitation Programme in Rural Areas
10. Institutional Delivery
11. SC Families assisted
12. Universalisation of ICDS Scheme
13. Functional Anganwadis
14. Number of Urban Poor Families assisted under Seven Point Charter viz. land tenure, housing at affordable cost, water, sanitation, health, education, and social security.
15. Afforestation
16. Rural Roads constructed under Pradhan Mantri Gram Sadak Yojana (PMGSY)
17. Village electrified under Deendayal Upadhyaya Gram Jyoti Yojana (DDUGJY)
18. Energising Pump sets
19. Supply of Electricity

Annexure-4

STATUS OF RECEIPT OF TARGETS FOR QUARTERLY MONITORED ITEMS UNDER TPP-2006

| Item No. | Name of the item | Parameter | Parameters/ indicators | Whether State-wise targets fixed by the concerned Administrative Ministries | Whether targets have been received | Nodal Ministry |
|----------|---|-------------|--|---|------------------------------------|---------------------------------|
| 1 | Employment Generation under Mahatma Gandhi National Rural Employment Guarantee Scheme | - | (i) No. of job card issued (ii) Employment generated (iii) Wages given | Non-targetable indicator * | - | Ministry of Rural Development |
| 2 | National Rural Livelihood Mission (NRLM) | 1 2 3 | (i) Number of SHGs promoted (new and revived) during the financial year (ii) Number of SHGs provided Revolving Fund (RF) during the financial year (iii) Number of SHGs provided Community Investment Fund (CIF) during the financial year | Targets fixed & received from Administrative Ministry Targets fixed & received from Administrative Ministry Targets fixed & received from Administrative Ministry | Yes Yes Yes | Ministry of Rural Development |
| 3 | Distribution of Wasteland to the landless | - | Waste Land distributed (i) Total (ii) SC (iii) ST (iv) Others | Non-targetable indicator * | - | -do- |
| 4 | Minimum Wages Enforcement (including Farm Labour) | - | (a) Agriculture and Farm workers (i) Inspections made (ii) Irregularities detected (iii) Irregularities rectified (iv) Claims filed (v) Claims settled (vi) Prosecution cases pending (vii) Prosecution cases filed (viii) Prosecution cases decided (b) Others | Non-targetable indicator * | - | Ministry of Labour & Employment |

| Item No. | Name of the item | Parameter | Parameters/ indicators | Whether State-wise targets fixed by the concerned Administrative Ministries | Whether targets have been received | Nodal Ministry |
|-----------|---|-----------|---|---|------------------------------------|--|
| 5 | Food Security: | | | | | |
| | (i) Targeted Public Distribution System (AAY+APL+BPL) | 4 | Allocation of Food Grains to States/UTs | Targets fixed & received from Administrative Ministry | Yes | Ministry of Consumer Affairs, Food & Public Distribution |
| | (ii) TPDS - Antyodaya Anna Yojana (AAY) | 5 | Allocation of Food Grains to States/UTs | Administrative Ministry fixes the targets. | No | -do- |
| | (iii) TPDS - Below Poverty Line (BPL) | 6 | Allocation of Food Grains to States/UTs | -do- | No | -do- |
| | (iv) National Food Security Act (NFSA) (Normal) | 7 | Allocation of Food Grains to States/UTs | Targets fixed & received from Administrative Ministry | Yes | -do- |
| | (v) National Food Security Act (NFSA) (Tide over) | 8 | Allocation of Food Grains to States/UTs | -do- | Yes | -do- |
| 6 | Rural Housing - Pradhan Mantri Awaas Yojana – Grameen (PMAY-G) | 9 | Houses constructed | Targets fixed & received from Administrative Ministry. | Yes | Ministry of Rural Development |
| 7 | EWS/LIG Houses in Urban Areas | 10 | Houses constructed | Administrative Ministry fixes the targets. | No | M/o Housing and Urban Poverty Alleviation |
| 8 | Water Supply I Rural Areas - <i>National Rural Drinking Water Programme</i> -(NRDWP) | 11 | (i) Partially Covered Habitations- (NRDWP) | Administrative Ministry fixes the targets. | No | Ministry of Drinking Water and Sanitation |
| | | 12 | (ii) Coverage of Quality Affected Habitations – (NRDWP) | -do- | No | -do- |
| 9 | Sanitation Programme in Rural Areas | - | Individual Household latrines constructed | Non-targetable indicator * | - | Ministry of Drinking Water and Sanitation |
| 10 | Institutional Delivery | - | Delivery in Institutions | Non-targetable indicator * | - | Ministry of Health & Family Welfare |

| Item No. | Name of the item | Parameter | Parameters/ indicators | Whether State-wise targets fixed by the concerned Administrative Ministries | Whether targets have been received | Nodal Ministry |
|----------|---|-----------|--|---|------------------------------------|---|
| 11 | SC Families Assisted | 13 | (i) SC Families assisted under SCA to SCSP & NSFDC | Administrative Ministry fixes the targets. | No | M/o Social Justice and Empowerment |
| | | - | (ii) SC Students assisted under Post Matric Scholarship | Non-targetable indicator * | - | |
| 12 | Universalisation of ICDS Scheme | 14 | ICDS Operational Blocks (Cumulative) | Targets fixed & received from Administrative Ministry | Yes | Ministry of Women and Child Development |
| 13 | Functional Anganwadis | 15 | Number of Functional Anganwadis (cumulative) | Targets fixed & received from Administrative Ministry | Yes | Ministry of Women and Child Development |
| 14 | Number of Urban poor families assisted under seven point charter viz. land tenure, housing at affordable cost, water, sanitation, health, education, and social security. | - | Poor Families assisted | Non-targetable indicator * | - | M/o Housing and Urban Poverty Alleviation |
| 15 | Afforestation: (a) Area Covered under Plantation on Public and Forest Lands (b) Number of Seedlings planted on -Public and Forest Lands | 16 | (a) Area Covered under Plantation on Public and Forest Lands | Targets fixed & received from Administrative Ministry | Yes | Ministry of Environment and Forest |
| | | 17 | (b) Number of Seedlings | Targets fixed & received from Administrative Ministry | Yes | do |
| 16 | Rural Roads – PMGSY | 18 | Length of Road constructed | Targets received from Administrative Ministry. | Yes | Ministry of Rural Development |
| 17 | Village electrified under Deendayal Upadhyaya Gram Jyoti Yojana (DDUGJY) | 19 | Villages electrified | Targets fixed & received from Administrative Ministry | Yes | Ministry of Power |

| Item No. | Name of the item | Parameter | Parameters/ indicators | Whether State-wise targets fixed by the concerned Administrative Ministries | Whether targets have been received | Nodal Ministry |
|----------|-----------------------|-----------|------------------------|--|--|-------------------|
| 18 | Energising Pump sets | 20 | Pumpsets Energised | Administrative Ministry has suggested the States/UTs to fix their own targets. | Received from States of Gujarat and Tamil Nadu. Previous year targets have been repeated for other States. | Ministry of Power |
| 19 | Supply of Electricity | 21 | Electricity demanded | Targets fixed & received from Administrative Ministry | Yes | -do- |

* The items, where Administrative Ministries have not fixed State-wise targets, are not monitored for performance analysis. These items are normally demand driven and are accordingly monitored for actual achievements only.

List of items where the concerned schemes are yet to be operationalised

- (i) ***Quick and inexpensive justice–Gram Nyayalayas and Nyaya Panchayats:***
Ministry of Panchayati Raj is consulting Central Ministries and States/UT Governments regarding draft bill on Nyaya Panchayats.

ABBREVIATIONS USED

| | |
|---------|---|
| AAY | Antyodaya Anna Yojana |
| NRDWP | National Rural Drinking Water Programme |
| EWS | Economically Weaker Section |
| PMAY-G | Pradhan Mantri Awaas Yojana – Grameen |
| ICDS | Integrated Child Development Scheme |
| EWS/LIG | Economically Weaker Section/Low Income Group |
| MWE | Minimum Wages Enforcement |
| NC | Not Covered |
| NREGS | National Rural Employment Guarantee Scheme |
| PC | Partially Covered |
| PMGSY | Pradhan Mantri Gram Sadak Yojana |
| SC | Scheduled Caste |
| DDUGJY | Deendayal Upadhyaya Gram Jyoti Yojana |
| NRLM | National Rural Livelihood Mission |
| SHG | Self Help Groups |
| TPDS | Targeted Public Distribution system |
| NFSA | National Food Security Act |
| NSFDC | National Scheduled Castes Finance & Development Corporation |
| NRLM | National Rural Livelihoods Mission |