

TWENTY POINT PROGRAMME-2006
PROGRESS REPORT
FOR
APRIL- JULY, 2010



GOVERNMENT OF INDIA
MINISTRY OF STATISTICS AND PROGRAMME IMPLEMENTATION
SARDAR PATEL BHAWAN, SANSAD MARG,
NEW DELHI-110 001

Website: www.mospi.gov.in

CONTENTS

	Page No.
I. Introduction	i
II. List of Twenty Points	ii
III. List of Monthly Monitored Items	iii
IV. List of items identified for ranking	iv
V. Status of receipt of targets for Monthly Monitored items	v
VI. List of items under TPP-2006 yet to be operationalised	viii

PART-I

Overall Performance Analysis

VII. Progress Report	1
VIII. Highlights of Performance	2
Table - A - All India Performance	6
Table- B - State Wise Performance	7
Table- C - State Wise and Item Wise Performance	12
Table- D- Score Card and Ranking of States	21

PART- II

Performance Tables

Table No.	Description of Item	
1	Employment Generation - <i>MGNREG</i> Scheme	24
2 A)	Swaranjayanti Gram Swarojgar Yojana (SGSY)	25
2(B)	SC, ST, Women and Disabled Swarozgaries Assisted under SGSY	27
3(A)	SHGs Formed under SGSY	28
3(B)	SHGs to whom income generating activities provided -SGSY	29
4(A)	Distribution of Waste Land to the Landless	31
4(B)	Waste Land Distributed to SC, ST and others	32
5(A)	Minimum Wages Enforcement (Including Farm Labour)	33
	(i) Inspections made (ii) Irregularities detected	
	(iii) Irregularities rectified	
5(B)	Minimum Wages Enforcement (Including Farm Labour)	34
	(i) Claims Filed (ii) Claims Settled	
5(c)	Minimum Wages Enforcement (Including Farm Labour)	35
	(i) Prosecution cases pending (ii) Prosecution cases filed	
	(iii) Prosecution cases decided	
6(A)	<i>Food Security</i> : Targeted Public Distribution System (TPDS) for AAY, APL & BPL,	36
6(B)	<i>Food Security</i> : TPDS only for Antyodaya Anna Yojana (AAY)	38
6(C)	<i>Food Security</i> : TPDS only for Below Poverty Line (BPL)	40
7	Rural Housing - Indira Awaas Yojana (IAY)	42

Contd...

Table No.	Description of Item	Page No.
8	EWS/LIG Houses in Urban Areas	44
9 (A)	Rural Areas - ARWSP Habitations (NC/PC) covered	46
9 (B)	Slipped back habitations and habitations with water quality problem addressed-ARWSP	48
10	Sanitation Programme in Rural Areas	50
11	Institutional Delivery	51
12	SC Families Assisted	52
13	Universalization of ICDS Scheme	54
14	Functional Anganwadis	56
15	No. of Urban Poor Families Assisted under Seven Point Charter	58
16(A)	<i>Afforestation</i> : Area Covered under Plantation- (Public and Forest Lands)	60
16(B)	<i>Afforestation</i> : Seedlings Planted – (Public and Forest Lands)	62
17	Rural Roads Constructed under (PMGSY)	64
18	Village Electrified under Rajiv Gandhi Grameen Vidyutikaran Yojana (RGGVY)	66
19	Energising Pump sets	68
20	Supply of Electricity	70
 Annexures		
○	List of 65 items to be monitored under TPP-2006	Annexure – I 72-74
○	Abbreviations used	Annexure - II 75

Twenty Point Programme – 2006

An Introduction

The Twenty Point Programme (TPP) was launched by the Government of India in the year 1975 and restructured in 1982, 1986 and again in 2006. The restructured programme, known as Twenty Point Programme (TPP) – 2006, became operational with effect from 1st April, 2007. The Programme is meant to give a thrust to schemes relating to poverty alleviation, employment generation in rural areas, housing, education, family welfare & health, protection of environment and many other schemes having a bearing on the quality of life, especially in the rural areas.

2. The programmes and schemes under the TPP-2006 are in harmony with the priorities contained in the Millennium Development Goals (MDGs) of the United Nations and SAARC Social Charter. The original nomenclature, namely the Twenty Point Programme, which has been in existence for more than three decades and carries the stamp of familiarity among the people and administrative agencies, has been retained.

3. Twenty Point Programme (TPP) – 2006 originally consisted of 20 Points (*Appendix-1*) and 66 items being monitored individually by Central Nodal Ministries concerned. Up to 2007-08, out of 66 items, 22 items were monitored on monthly basis. From 1st April, 2008 *Sampoorna Grameen Rojgar Yojana* (SGRY) has been merged with another item namely “*National Rural Employment Guarantee Act*” which has now been renamed as *Mahatma Gandhi National Rural Employment Guarantee Act* from 31st December, 2009 therefore, SGRY has been dropped from the list of 66 items and only 65 items are now monitored under TPP-2006 since 2008-09. The list of 65 items is enclosed at ***Annexure-I***.

4. Out of 65 items, 20 items (information in respect of 16 items is being collected from various States/ UTs and for remaining 4 items from the concerned Central Nodal Ministries) are being monitored on monthly basis during the period 2010-11. The remaining items under TPP-2006, are being monitored on annual basis as the information in respect of these items will be made available by the concerned Central Nodal Ministries only on annual basis. For the purpose of ranking, the performances of States on monthly basis in respect of 19 identified parameters have been evaluated.

5. Some of the schemes/programmes are yet to be operationalised by the Central Nodal Ministries concerned. These items will be monitored only after the schemes concerning them come into existence and their frequency of monitoring will be decided later. The details of such items are available on the page number (viii) of the report.

6. The monitoring mechanism for TPP-2006 has been widened by including block level monitoring in addition to District, State and Central level monitoring. Most of the States/Union Territories have constituted the block, district and state level monitoring committees. At the Centre, the progress of individual items is monitored and reviewed by the Departments/Ministries concerned. The Ministry of Statistics & Programme Implementation (MOSPI) monitors the Programme/ schemes covered under TPP-2006 on the basis of performance report received from State Government and central nodal Ministries. The Monitoring Guidelines of TPP-2006 issued to States/UTs are also available on the website of the Ministry (**www.mospi.gov.in**).

Twenty Point Programme – 2006

Twenty Points

1. Garibi Hatao [Poverty Eradication]
2. Jan Shakti [Power to People]
3. Kisan Mitra [Support to Farmers]
4. Shramik Kalyan [Labour Welfare]
5. Khadya Suraksha [Food Security]
6. Subke Liye Aawas [Housing for All]
7. Shudh Peya Jal [Clean Drinking Water]
8. Jan Jan Ka Swasthya [Health for All]
9. Sabke Liye Shiksha [Education for All]
10. Anusuchit Jaati, Jan Jaati, Alp-sankhyak evam Anya Pichhra Varg Kalyan [Welfare of Scheduled Castes, Scheduled Tribes, Minorities and OBCs]
11. Mahila Kalyan [Women Welfare]
12. Bal Kalyan [Child Welfare]
13. Yuva Vikas [Youth Development]
14. Basti Sudhar [Improvement of Slums]
15. Paryavaran Sanrakshan evam Van Vridhi [Environment Protection and Afforestation]
16. Samajik Suraksha [Social Security]
17. Grameen Sadak [Rural Roads]
18. Grameen Oorja [Energization of Rural Area]
19. Pichhara Kshetra Vikas [Development of Backward Areas]
20. e- Shasan [IT enabled e-Governance]

Twenty Point Programme – 2006

Monthly Monitored Items

1. Employment Generation under the Mahatma Gandhi National Rural Employment Guarantee Scheme (*MGNREGA*)
2. Swaranjayanti Gram Swarajgar Yojana (SGSY)
3. ***Self help Groups:***
 - (i) Self help Groups formed under SGSY
 - (ii) SHGs to whom income generating activities provided under SGSY
4. Distribution of Waste land to landless
5. Minimum Wages Enforcement (Including Farm Labour)
6. ***Food Security:***
 - (i) Targeted Public Distribution System (TPDS) for AAY, APL& BPL,
 - (ii) TPDS only for Antyodaya Anna Yojana (AAY)
 - (iii) TPDS only for Below Poverty Line (BPL)
7. Rural Housing for Indira Awaas Yojana (IAY)
8. EWS/LIG Houses in Urban Areas
9. ***Rural Areas-*** Accelerated Rural Water Supply Programme (ARWSP)
 - (i) Habitations covered (NC &PC)
 - (ii) Slipped back habitations and habitations with water quality problems addressed
10. Sanitation Programme in Rural Areas
11. Institutional Delivery
12. SC Families Assisted
13. Universalisation of ICDS Scheme
14. Functional Anganwadis
15. Number of Urban poor families assisted under seven point charter viz. land tenure, housing at affordable cost, water, sanitation, health, education, and social security.
16. ***Afforestation:***
 - (a) Area Covered under Plantation on - Public and Forest Lands
 - (b) Number of Seedlings planted on -Public and Forest Lands
17. Rural Roads constructed under Prime Minister Grameen Sadak Yojana (PMGSY)
18. Village Electrified under Rajiv Gandhi Grameen Vidyutikaran Yojana (RGGVY)
19. Energising Pump sets
20. Supply of Electricity

Twenty Point Programme – 2006

Items identified for ranking

(On the basis of State/UT wise targets fixed by the Central Administrative Ministries)

For the purpose of ranking the performance of States under TPP-2006 on monthly basis, the following 15 items & 19 Parameters have been identified.

Items	Parameters	Description of Item
1	1	Total No. of Individual Swarozgaries Assisted under SGSY
2	2	SHGs to whom income generating activities provided under SGSY
3	-	Food Security:
	3	(i) Targeted Public Distribution System (TPDS) for AAY, APL & BPL,
	4	(ii) TPDS only for Antyodaya Anna Yojana (AAY)
	5	(iii) TPDS only for Below Poverty Line (BPL)
4	6	Rural Housing under Indira Awaas Yojana (IAY)
5	7	EWS/LIG Houses in Urban Areas
6	-	Rural Areas:
	8	(i) Accelerated Rural Water Supply Programme-Habitation covered (NC & PC)
	9	(ii) Slipped back habitations and habitation with water quality problems addressed -ARWSP
7	10	SC Family Assisted
8	11	Universalisation of ICDS Scheme
9	12	Functional Anganwadis
10.	13	Number of Urban poor families assisted under seven point charter viz. land tenure, housing at affordable cost, water, sanitation, health, education, and social security.
11	-	Afforestation:
	14	(i) Area Covered under Plantation on- Public and Forest Lands
	15	(ii) Number of Seedlings planted on- Public and Forest Lands
12	16	Rural Roads constructed under Prime Minister Grameen Sadak Yojana (PMGSY)
13	17	Village electrified under Rajiv Gandhi Grameen Vidyutikaran Yojana (RGGVY)
14	18	Energising Pump sets
15	19	Supply of Electricity

STATUS OF RECEIPT OF TARGETS FOR MONTHLY MONITORED ITEMS UNDER TPP-2006

Item No.	Name of the item	Parameter	Parameters/ indicators	Whether State-wise targets fixed by the concerned Administrative Ministries	Whether targets have been received	Nodal Ministry
1	Employment Generation under the <i>Mahatma Gandhi National Rural Employment Guarantee Scheme</i>	-	(i) No. of job card issued (ii) Employment generated (iii) Wages given	Targets not fixed */ not supplied by Administrative Ministry	-	Ministry of Rural Development
2	Swaranjayanti Gram Swarajgar Yojana (SGSY)	1	<i>Individual Swarozgaries Assisted</i> (i) Total (ii) SC (iii) ST (iv) Women (v) Disabled person	Targets fixed & received from Administrative Ministry	Yes	-do-
3	Self help Groups	-	SHGs under SGSY - SHGs formed	Targets not fixed */ not supplied by Administrative Ministry	-	-do-
		2	- SHGs to whom income generating activities provided	Targets fixed & received from Administrative Ministry	Yes	-do-
4	Distribution of waste land to the landless	-	<i>Waste Land Distributed</i> (i) Total (ii) SC (iii)ST (iv) Others	Targets not fixed */ not supplied by Administrative Ministry	-	-do-
5	Minimum Wages Enforcement (including Farm Labour)	-	(a) <i>Agriculture and Farm workers</i> (i) Inspections made (ii) Irregularities detected (iii) Irregularities rectified (iv) Claims filed (v) claims settled (vi) Prosecution cases pending (vii) Prosecution cases filed (viii) Prosecution cases decided (b) <i>others</i>	Targets not fixed */ not supplied by Administrative Ministry	-	Ministry of Labour & Employment

Item No.	Name of the item	Parameter	Parameters/ indicators	Whether State -wise targets fixed by the concerned Administrative Ministries	Whether targets have been received	Nodal Ministry
6	Food Security : (i) Targeted Public Distribution System (AAY+APL+BPL) (ii) Antyodaya Anna Yojana (AAY) (iii) Below Poverty Line (BPL)	3	Allocation of Food Grains to States/UTs	Targets fixed & received from Administrative Ministry	Yes	Ministry of Consumer Affairs, Food & Public Distribution
		4	Allocation of Food Grains to States/UTs	-do-	Yes	-do-
		5	Allocation of Food Grains to States/UTs	-do-	Yes	-do-
7	Rural Housing - Indira Awaas Yojana (IAY)	6	Houses Constructed	Targets fixed & received from Administrative Ministry	Yes	Ministry of Rural Development
8	EWS/LIG Houses in Urban Areas	7	Houses Constructed	Targets fixed & not received from Administrative Ministry	No	M/o Housing and Urban Poverty Alleviation
9	Rural Areas - Accelerated Rural Water Supply Programme -(ARWSP)	8	(i) Habitations covered (NC/PC)	Targets fixed & received from Administrative Ministry	Yes	M/o RD Department of Drinking Water Supply
		9	(ii) Slipped back Habitations and Habitations with water quality problem addressed	Targets fixed & received from Administrative Ministry	Yes	-do-
10.	Sanitation Programme in Rural Areas	-	Individual Household latrines constructed	Targets not fixed */ not supplied by Administrative Ministry	-	M/o RD Department of Drinking Water Supply
11.	Institutional Delivery	-	Delivery in Institutions	Targets not fixed */ not supplied by Administrative Ministry	-	Ministry of Health & Family Welfare
12.	SC Families Assisted	10	SC Families Assisted	Targets fixed & not received from Administrative Ministry	No	M/o Social Justice and Empowerment
13.	Universalisation of ICDS Scheme	11	ICDS Blocks Operational (Cumulative)	Targets fixed & received from Administrative Ministry	Yes	Ministry of Women and Child Development

Item No.	Name of the item	Parameter	Parameters/ indicators	Whether State-wise targets fixed by the concerned Administrative Ministries	Whether targets have been received	Nodal Ministry
14.	Functional Anganwadis	12	Anganwadis Functional (cumulative)	Targets fixed & received from Administrative Ministry	Yes	Ministry of Women and Child Development
15.	Number of Urban poor families assisted under seven point charter viz. land tenure, housing at affordable cost, water, sanitation, health, education, and social security.	13	Poor Families Assisted	Targets fixed & not received from Administrative Ministry	No	M/o Housing and Urban Poverty Alleviation
16	Afforestation: (a) Area Covered under Plantation on - Public and Forest Lands (b) Number of Seedlings planted on -Public and Forest Lands	14	(a) Area Covered under Plantation on - Public and Forest Lands	Targets fixed & received from Administrative Ministry	Yes	Ministry of Environment and Forest
		15	(b)Number of Seedlings of	Targets fixed & received from Administrative Ministry	Yes	do
17.	Rural Roads – PMGSY	16	Length of Road Constructed	Targets fixed & received from Administrative Ministry	Yes	Ministry of Rural Development
18.	Rajiv Gandhi Grameen Vidyutikaran Yojana (RGGVY)	17	Villages electrified	Targets fixed & received from Administrative Ministry	Yes	Ministry of Power
19.	Energising Pump sets	18	Pumpsets Energised	Targets fixed & received from Administrative Ministry	Yes	-do-
20	Supply of Electricity	19	Electricity demanded	Targets fixed & received from Administrative Ministry	Yes	-do-

** These items where Administrative Ministries have not fixed state-wise targets are not monitored for ranking on monthly basis (only 19 parameters being monitored on monthly basis form the basis of state-wise ranking) since these are monitored without fixing of targets with reference to actual achievements as these are demand driven based.*

List of items where the concerned schemes are yet to be operationalised

(i) *Quick and inexpensive justice–Gram Nyayalayas and Nyaya Panchayats*¹: Ministry of Panchayati Raj is consulting Central Ministries and States/UT Governments regarding draft bill on Nyaya Panchayats.

(ii) *Sports for all in Rural and Urban Areas*² : The scheme titled “Nagar Palika Yuva Krida Aur Khel Abhiyan” for the development of sports infrastructure in urban areas is yet to be approved.

1. when operationalise will be monitored under Point No. 2 *Jan Shakti (Power to People)* (Item 6)
2. when operationalise will be monitored under Point No 13 *Yuva Vikas (Youth Development)* (Item 47)

PART - I

TWENTY POINT PROGRAMME - 2006

OVERALL PERFORMANCE ANALYSIS

Twenty Point Programme-2006

Progress Report *-(April-July, 2010)

This monthly progress report of Twenty Point Programme-2006 consists of two parts: **Part-I** contains an analysis of the overall performance, whereas **Part-II** deals with item-wise performance.

2. The report is compiled on the basis of data received from the Central Nodal Ministries and State Governments/UT Administrations. The data is received either through web enabled software developed by National Informatics Centre (NIC) Cell in this Ministry or through Fax/e-mail/post. The processing of data has been done in association with NIC Cell.

3. The analysis for the period of **April-July, 2010** shows that the performance under **twelve items** has been **‘Very Good’** (90% or above the targets). These items are:

- (i) Road Constructed under Prime Minister Grameen Sadak Yojana (PMGSY)
- (ii) Village Electrified- Rajiv Gandhi Grameen Vidyutikaran Yojana (RGGVY)
- (iii) Urban Poor Families Assisted under Seven Point Charter
- (iv) Houses Constructed under Indira Awaas Yojana (IAY)
- (v) Individual Swarozgaries Assisted under SGSY
- (vi) Pumpsets Energised
- (vii) ICDS Blocks Operational (Cum.)
- (viii) *Food Security*: Targeted Public Distribution System only for AAY
- (ix) *Food Security*: Targeted Public Distribution System only for BPL
- (x) Seedlings Planted (Public and Forest Lands)
- (xi) *Food Security*: Targeted Public Distribution System for APL, BPL & AAY and
- (xii) SHGs Provided Income Generating Activities under SGSY

4. The performance of **four items** has been **‘Good’** (80% to 90% of target). These items are:

- (i) Supply of Electricity
- (ii) Anganwadis Functional (Cum.)
- (iii) Area Covered under Plantation (Public and Forest Lands) and
- (iv) Houses constructed under EWS/LIG

5. The performance of **three items** has been **‘Poor’** (below 80% of target). These items are:

- (i) Slipped back habitations and habitations with water quality problems addressed-ARWSP
- (ii) SC Families Assisted and
- (iii) Habitations covered (NC and PC)- ARWSP

6. The item “Sapoorana Gramin Rojgar Yojana (SGRY)” has been merged with “National Rural Employment Guarantee Scheme- NREGS” with effect from 1st April, 2008 which has now been renamed as Mahatma Gandhi National Rural Employment Guarantee Scheme (MGNREGS) with effect from. 31st December, 2009. Some of items under TPP-2006 namely “Mahatma Gandhi National Rural Employment Guarantee Scheme (MGNREGS), Self help Groups formed under SGSY, Sanitation Programme in Rural Area and Institutional Delivery” are demand driven have no targets are assigned by concerned nodal Ministries where as items like “Distribution of Wasteland to the landless” & Minimum Wages Enforcement (including Farm Labour), concerned administrative Ministries is not in position to provide state/UT-wise targets as such all these items are being monitored on monthly basis without any targets but not been considered for the purpose of ranking. In order to monitor the performance of TPDS under *Food Security* in a more purpose full manner individual monitoring of one more parameters namely BPL have been added besides existing parameters namely TPDS and AAY for monitoring on monthly basis. The items where monthly/quarterly/ annual targets have been provided by the Ministries concerned, monthly targets have been worked out on prorata basis.

7. MPR has not received from the states of Manipur and Nagaland despite reminders till finalization of this report. Therefore the performance of this State for the month of April-July, 2010 has been reported as nil in this MPR.

* 19 Parameters are monitored for the purpose of ranking

HIGHLIGHTS OF PERFORMANCE

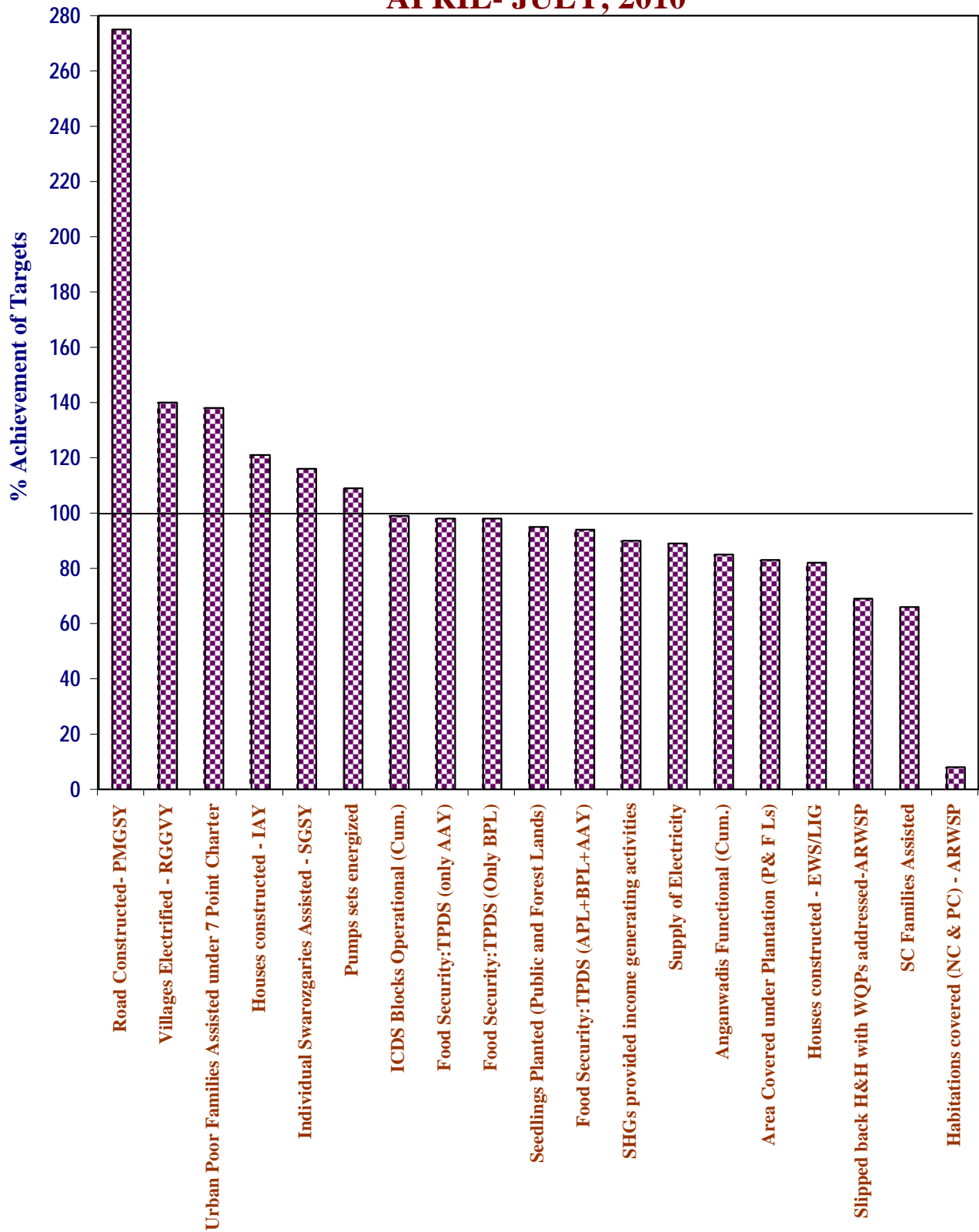
Sl. No.	Item	Achievement for April-July, 2010
1- Employment Generated under MGNREGS.		
	(i) No. of Job cards issued	43.60 lakh *
	(ii) Employment generated	101.14 crore mandays
	(iii) Wages given	Rs. 10472.72 crore
2- Swaranjayanti Gram Swarozgar Yojana (SGSY)		
	No. of Individual Swarozgaries Assisted	81,032
3- Self help Groups		
	(i) No. of SHGs formed	88,168
	(ii) No. of SHGs to whom income generating activities provided under SGSY	36,209
4- Distribution of waste land to the landless		
	Land Distributed	37,644 hectare
5- Minimum Wages Enforcement (Including Farm Labour)		
	(i) No. of Inspections made	25,472
	(ii) No. of Irregularities detected	1,957
	(iii) No. of Irregularities rectified	2,052
	(iv) No. of Claims filed	2,044
	(v) No. of Claims settled	8
	(vi) No. of Prosecution cases Pending	2,500
	(vii) No. of Prosecution cases filed	19
	(viii) No. of Prosecution cases decided	11
6- Food Security: (i) TPDS (ii) AAY(iii) BPL		
	(i) Food Security: Targeted Public Distribution System (TPDS)	141.54 lakh tonnes
	(ii) Food Security: Antyodaya Anna Yojana (AAY)	33.26 lakh tonnes
	(iii) Food Security: Below Poverty Line (BPL)	56.89 lakh tonnes
7- Rural Housing -Indira Awaas Yojana		
	No. of Houses constructed	5,65,501
8- EWS/LIG Houses in Urban Areas		
	No. of Houses constructed	43,587

Contd.....

Sl. No.	Item	Achievement for April-July, 2010
9-	Rural Areas. - Accelerated Rural Water Supply Programme	
	(i) Habitations covered (NC and PC)	5
	(ii) Slipped back habitations and habitations with water quality problems addressed-ARWSP	14,021
10-	Sanitation Programme in Rural Areas	
	No. of Individual household latrines constructed	33.40 lakh
11-	Institutional Delivery	
	No. of Deliveries in Institutions	43.11 lakh
12-	SC Families Assisted	
	No. of SC Families Assisted	10.48 lakh
13-	Universalisation of ICDS Schemes	
	No. of ICDS Blocks Operational (Cum.)	6,598
14-	Functional Anganwadis	
	No. of Anganwadis Functional (Cum.)	11.56 lakh
15-	Number of Urban poor families assisted under seven point charter viz. land tenure, housing at affordable cost, water, sanitation, health, education, and social security.	
	No. of Poor Families Assisted	1,07,153
16-	Afforestation:	
	(i) Area Covered under Plantation (Public and Forest Lands)	5,02,139 hectares
	(ii) No. of Seedlings Planted (Public and Forest Lands)	37.38 crore
17-	Rural Road- Prime Minister Grameen Sadak Yojana (PMGSY)	
	Length of Road Constructed	17,355 Kms
18-	Rajiv Gandhi Grameen Vidyutikaran Yojana (RGGVY)	
	No. of Villages Electrified	8,151
19-	Energized Pumps sets	
	No. of Pumps sets energized	1,17,000
20-	Supply of Electricity	
	Electricity supplied	2,54,147 million units (MU)

Note:- * Some of States are reporting performance since inception but now it has been reconciled with the performance figures supplied by M/o Rural Development to set performance targets during April-July, 2010.

PERFORMANCE DURING APRIL- JULY, 2010



ACHIEVEMENT HIGHLIGHTS

PERFORMANCE DURING APRIL-JULY, 2010

The cumulative performance during April to July, 2010 has been "Very Good" for 12 items, "Good" for 4 items, and "Poor" for 3 items.

A. "Very Good" Performance (90% or above of targets)

<u>No.</u>	<u>Items</u>	<u>% Achievement</u>
17A01	Road Constructed- PMGSY	275
18B01	Villages Electrified - RGGVY	140
14A01	Urban Poor Families Assisted under Seven Point Charter	138
06A01	Houses constructed - IAY	121
01B01	Individual Swarozgaries Assisted - SGSY	116
18D01	Pumps sets energized	109
12A01	ICDS Blocks Operational (Cum.)	99
05B02	Food Security: Targeted Public Distribution system (only AAY)	98
05D02	Food Security: Targeted Public Distribution System (Only BPL)	98
15A02	Seedlings Planted (Public and Forest Lands)	95
05A02	Food Security: Targeted Public Distribution System(APL+BPL+AAY)	94
01E02	SHGs provided income generating activities	90

B. "Good" Performance (80% to 90%)

18E02	Supply of Electricity	89
12B01	Anganwadis Functional (Cum.)	85
15A01	Area Covered under Plantation(Public &Forest Lands)	83
06B01	Houses constructed - EWS/LIG	82

C. Areas of concern-where the performance is below 80%

07A02	Slipped back habitations and habitations with water quality problems addressed-ARWSP	69
10A01	SC Families Assisted	66
07A01	Habitations covered (NC and PC) - ARWSP	8

Table - A
Targets for 2010-2011 & April to July, 2010 and achievements during the period April to July, 2010
ALL INDIA PERFORMANCE

Sl. No.	Item Code	Item Description	Units	Targets		Achievements	% Achievements of Targets during April-July 2010
				2010-2011	April - July,2010	April - July,2010	
1	01B01	Individual Swarozgaries Assisted - SGSY	Number	3,22,093	69,779	81,032	116
2	01E02	SHGs provided income generating activities	Number	1,85,525	40,207	36,209	90
3	05A02	Food Security:Targeted Public Ditribution System(TPDS)	Tonnes	—	1,51,14,188	1,41,53,735	94
4	05B02	Food Security:Antodaya Anna Yojana(AAY)	Tonnes	—	33,79,135	33,25,899	98
5	05D02	Food Security:Targeted Public Ditribution System (Only BPL)	Tonnes	—	58,08,441	56,88,634	98
6	06A01	Houses constructed - IAY	Number	28,08,697	4,68,124	5,65,501	121
7	06B01	Houses constructed - EWS/LIG	Number	1,59,707	53,218	43,587	82
8	07A01	Habitations covered (NC and PC) - ARWSP	Number	376	62	5	8
9	07A02	Slipped back habitations and habitations with water quality problems addressed- ARWSP	Number	1,21,436	20,232	14,021	69
10	10A01	SC Families Assisted	Number	47,74,200	15,91,361	10,47,938	66
11	12A01	ICDS Blocks Operational (Cum.)	Number	7,012	6,673	6,598	99
12	12B01	Anganwadis Functional (Cum.)	Number	13,66,624	13,56,027	11,56,145	85
13	14A01	Urban Poor Families Assisted under Seven Point Charter	Number	2,33,711	77,893	1,07,153	138
14	15A01	Area Covered under Plantation (Public and Forest Lands)	Hectares	18,21,900	6,07,271	5,02,139	83
15	15A02	Seedlings Planted (Public and Forest Lands)	Number	1,18,42,35,000	39,47,45,340	37,38,08,680	95
16	17A01	Road Constructed- PMGSY	Kilometer	34,455	6,314	17,355	275
17	18B01	Villages Electrified - RGGVY	Number	17,500	5,811	8,151	140
18	18D01	Pumps sets energized	Number	3,21,492	1,07,147	1,17,000	109
19	18E02	Electricity supplied	Million Units	—	2,85,722	2,54,147	89

Table - B

STATE-WISE PERFORMANCE DURING APRIL-JULY, 2010 (PERCENT ACHIEVEMENT)

Item No.	Description	ALL INDIA	AP	ARP	AS	BI	CHHA.	DELHI	GOA
01B01	Individual Swarozgaries Assisted - SGSY	116	27	53	27	7	40	NA	10
01E02	SHGs provided income generating activities	90	218	4	98	62	44	NA	49
05A02	Food security-Targeted Public Distribution system (APL+BPL+AAAY)	94	91	93	94	83	98	114	103
05B02	Food security-Targeted Public Distribution system (only AAAY)	98	105	93	100	95	97	89	98
05D02	Food Security - Targeted Public Distribution System (Only BPL)	98	100	92	100	83	101	88	101
06A01	Houses constructed - IAY	121	131	71	134	129	158	NA	65
06B01	Houses constructed - EWS/LIG	82	43	0	0	NA	300	52	0
07A01	Habitations covered (NC and PC) - ARWSP	8	NA	NA	NA	NA	NA	NA	NA
07A02	Slipped back habitations and habitations with water quality problems addressed-ARWSP	69	36	0	58	12	40	NA	NA
10A01	SC Families Assisted	66	45	NA	104	16	0	13	61
12A01	ICDS Blocks Operational (Cum.)	99	100	100	100	100	100	90	100
12B01	Anganwadis Functional (Cum.)	85	81	100	62	87	54	100	100
14A01	Urban Poor Families Assisted under Seven Point Charter	138	NA	NA	62	NA	0	2	NA
15A01	Area Covered under Plantation (Public and Forest Lands)	83	16	0	0	48	81	1,375	46
15A02	Seedlings Planted (Public and Forest Lands)	95	18	2	3	48	95	1,749	52
17A01	Road Constructed- PMGSY	275	201	369	61	74	240	NA	NA
18B01	Villages Electrified - RGGVY	140	NA	22	47	66	58	NA	NA
18D01	Pumps sets energized	109	136	NA	NA	NA	43	NA	100
18E02	Supply of Electricity	89	93	82	91	86	97	100	97

NA - Not Applicable

Table - B(Contd.)

STATE-WISE PERFORMANCE DURING APRIL-JULY, 2010 (PERCENT ACHIEVEMENT)

Item No.	Description	ALL INDIA	GUJ	HRY	HP	J&K	JHAR.	KAR	KER
01B01	Individual Swarozgaries Assisted - SGSY	116	367	36	112	255	109	277	45
01E02	SHGs provided income generating activities	90	167	91	82	25	191	79	37
05A02	Food security-Targeted Public Distribution system (APL+BPL+AAAY)	94	101	75	94	105	79	104	91
05B02	Food security-Targeted Public Distribution system (only AAAY)	98	108	93	106	112	100	124	102
05D02	Food Security - Targeted Public Distribution System (Only BPL)	98	116	95	87	103	92	106	103
06A01	Houses constructed - IAY	121	107	70	16	131	507	122	174
06B01	Houses constructed - EWS/LIG	82	399	0	NA	NA	NA	11	40
07A01	Habitations covered (NC and PC) - ARWSP	8	NA	NA	NA	NA	NA	NA	NA
07A02	Slipped back habitations and habitations with water quality problems addressed-ARWSP	69	123	53	71	0	3	245	0
10A01	SC Families Assisted	66	154	39	81	0	154	23	128
12A01	ICDS Blocks Operational (Cum.)	99	100	97	100	101	100	100	100
12B01	Anganwadis Functional (Cum.)	85	99	68	97	87	100	95	97
14A01	Urban Poor Families Assisted under Seven Point Charter	138	242	NA	NA	NA	NA	37	NA
15A01	Area Covered under Plantation (Public and Forest Lands)	83	143	486	62	0	57	160	189
15A02	Seedlings Planted (Public and Forest Lands)	95	182	486	62	0	59	224	352
17A01	Road Constructed- PMGSY	275	135	654	257	323	500	351	314
18B01	Villages Electrified - RGGVY	140	NA	NA	25	25	345	150	NA
18D01	Pumps sets energized	109	147	404	276	NA	NA	144	79
18E02	Supply of Electricity	89	93	91	97	74	95	89	98

NA - Not Applicable

Table - B(Contd.)

STATE-WISE PERFORMANCE DURING APRIL-JULY, 2010 (PERCENT ACHIEVEMENT)

Item No.	Description	ALL INDIA	MP	MAH	MANI	MEGH	MIZ	NAGA	ORI
01B01	Individual Swarozgaries Assisted - SGSY	116	250	48	0	96	0	0	2
01E02	SHGs provided income generating activities	90	101	51	0	62	357	0	9
05A02	Food security-Targeted Public Distribution system (APL+BPL+AAY)	94	85	87	33	98	87	125	97
05B02	Food security-Targeted Public Distribution system (only AAY)	98	90	94	33	101	86	111	98
05D02	Food Security - Targeted Public Distribution System (Only BPL)	98	103	98	32	102	90	111	101
06A01	Houses constructed - IAY	121	168	39	41	64	190	0	114
06B01	Houses constructed - EWS/LIG	82	NA	54	NA	NA	0	NA	0
07A01	Habitations covered (NC and PC) - ARWSP	8	NA	NA	NA	NA	NA	NA	NA
07A02	Slipped back habitations and habitations with water quality problems addressed-ARWSP	69	90	123	0	9	0	0	148
10A01	SC Families Assisted	66	8	72	0	NA	NA	NA	5
12A01	ICDS Blocks Operational (Cum.)	99	100	97	100	100	100	105	100
12B01	Anganwadis Functional (Cum.)	85	91	79	84	100	100	100	93
14A01	Urban Poor Families Assisted under Seven Point Charter	138	NA	0	NA	107	NA	NA	NA
15A01	Area Covered under Plantation (Public and Forest Lands)	83	84	56	21	23	261	0	157
15A02	Seedlings Planted (Public and Forest Lands)	95	84	118	15	148	174	0	158
17A01	Road Constructed- PMGSY	275	279	1,361	42	0	179	0	199
18B01	Villages Electrified - RGGVY	140	50	NA	31	3	158	312	76
18D01	Pumps sets energized	109	229	NA	NA	NA	NA	NA	97
18E02	Supply of Electricity	89	79	79	85	80	83	88	99

NA - Not Applicable

Table - B(Contd.)

STATE-WISE PERFORMANCE DURING APRIL-JULY, 2010 (PERCENT ACHIEVEMENT)

Item No.	Description	ALL INDIA	PUDU	PUN	RAJ	SIK	TN	TRI	UTTA.
01B01	Individual Swarozgaries Assisted - SGSY	116	0	151	61	73	134	0	86
01E02	SHGs provided income generating activities	90	49	70	46	62	137	0	104
05A02	Food security-Targeted Public Distribution system (APL+BPL+AAY)	94	94	84	93	101	104	87	92
05B02	Food security-Targeted Public Distribution system (only AAY)	98	106	68	100	98	105	99	94
05D02	Food Security - Targeted Public Distribution System (Only BPL)	98	94	96	102	97	84	103	100
06A01	Houses constructed - IAY	121	3	133	55	92	0	82	86
06B01	Houses constructed - EWS/LIG	82	42	NA	30	125	81	114	NA
07A01	Habitations covered (NC and PC) - ARWSP	8	NA	167	0	NA	NA	NA	0
07A02	Slipped back habitations and habitations with water quality problems addressed-ARWSP	69	NA	64	92	0	8	33	63
10A01	SC Families Assisted	66	46	54	74	0	100	1	87
12A01	ICDS Blocks Operational (Cum.)	99	100	100	100	118	100	104	98
12B01	Anganwadis Functional (Cum.)	85	100	100	92	90	100	98	40
14A01	Urban Poor Families Assisted under Seven Point Charter	138	NA	NA	NA	12	330	0	NA
15A01	Area Covered under Plantation (Public and Forest Lands)	83	100	97	156	0	4	0	39
15A02	Seedlings Planted (Public and Forest Lands)	95	488	99	76	0	1	18	54
17A01	Road Constructed- PMGSY	275	NA	833	730	133	693	50	186
18B01	Villages Electrified - RGGVY	140	NA	NA	109	100	0	NA	NA
18D01	Pumps sets energized	109	136	104	32	NA	92	NA	215
18E02	Supply of Electricity	89	94	91	98	100	92	87	89

NA - Not Applicable

Table - B(Contd.)

STATE-WISE PERFORMANCE DURING APRIL-JULY, 2010 (PERCENT ACHIEVEMENT)

Item No.	Description	ALL INDIA	UP	WB	A&N	CHND.	D&N	D&D	LAKSH
01B01	Individual Swarozgaries Assisted - SGSY	116	161	354	360	NA	300	0	0
01E02	SHGs provided income generating activities	90	107	58		NA	0	0	0
05A02	Food security-Targeted Public Distribution system (APL+BPL+AAAY)	94	97	99	52	104	0	12	100
05B02	Food security-Targeted Public Distribution system (only AAAY)	98	99	86	78	29	0	14	0
05D02	Food Security - Targeted Public Distribution System (Only BPL)	98	100	105	62	100	0	23	0
06A01	Houses constructed - IAY	121	61	181	13	NA	17	0	115
06B01	Houses constructed - EWS/LIG	82	NA	0	NA	NA	NA	NA	NA
07A01	Habitations covered (NC and PC) - ARWSP	8	NA	NA	0	NA	NA	NA	0
07A02	Slipped back habitations and habitations with water quality problems addressed-ARWSP	69	47	9	NA	NA	NA	NA	NA
10A01	SC Families Assisted	66	56	11	NA	188	NA	NA	NA
12A01	ICDS Blocks Operational (Cum.)	99	100	88	100	100	100	100	100
12B01	Anganwadis Functional (Cum.)	85	81	93	97	84	87	91	100
14A01	Urban Poor Families Assisted under Seven Point Charter	138	NA	NA	NA	NA	NA	NA	NA
15A01	Area Covered under Plantation (Public and Forest Lands)	83	92	0	20	184	0	0	100
15A02	Seedlings Planted (Public and Forest Lands)	95	118	0	13	276	0	45	118
17A01	Road Constructed- PMGSY	275	532	75	NA	NA	NA	NA	NA
18B01	Villages Electrified - RGGVY	140	NA	20	NA	NA	NA	NA	NA
18D01	Pumps sets energized	109	95	14	NA	NA	NA	0	NA
18E02	Supply of Electricity	89	80	96	75	100	100	95	100

NA - Not Applicable

Table - C

Items in which the States/UTs performance is Very Good (90% and above),
Good (80% to 90%) and Poor (below 80%) during the period
April to July, 2010

1. ANDHRA PRADESH

Very Good

SHGs provided income generating activities, Food Security:Targeted Public Distribution System(TPDS), Food Security:Antodaya Anna Yojana(AAY), Food Security:Targeted Public Distribution System (Only BPL), Houses constructed - IAY, ICDS Blocks Operational (Cum.), Road Constructed- PMGSY, Pumps sets energized, Electricity supplied

Good

Anganwadis Functional (Cum.)

Poor

Individual Swarozgaries Assisted - SGSY, Houses constructed - EWS/LIG, Slipped back habitations and habitations with water quality problems addressed-ARWSP, SC Families Assisted, Area Covered under Plantation (Public and Forest Lands), Seedlings Planted (Public and Forest Lands)

2. ARUNACHAL PRADESH

Very Good

Food Security:Targeted Public Distribution System(TPDS), Food Security:Antodaya Anna Yojana(AAY), Food Security:Targeted Public Distribution System (Only BPL), ICDS Blocks Operational (Cum.), Anganwadis Functional (Cum.), Road Constructed- PMGSY

Good

Electricity supplied

Poor

Individual Swarozgaries Assisted - SGSY, SHGs provided income generating activities, Houses constructed - IAY, Houses constructed - EWS/LIG, Slipped back habitations and habitations with water quality problems addressed-ARWSP, Area Covered under Plantation (Public and Forest Lands), Seedlings Planted (Public and Forest Lands), Villages Electrified - RGGVY

3. ASSAM

Very Good

SHGs provided income generating activities, Food Security:Targeted Public Distribution System(TPDS), Food Security:Antodaya Anna Yojana(AAY), Food Security:Targeted Public Distribution System (Only BPL), Houses constructed - IAY, SC Families Assisted, ICDS Blocks Operational (Cum.), Electricity supplied

Poor

Individual Swarozgaries Assisted - SGSY, Houses constructed - EWS/LIG, Slipped back habitations and habitations with water quality problems addressed-ARWSP, Anganwadis Functional (Cum.), Urban Poor Families Assisted under Seven Point Charter, Area Covered under Plantation (Public and Forest Lands), Seedlings Planted (Public and Forest Lands), Road Constructed- PMGSY, Villages Electrified - RGGVY

4. BIHAR

Very Good

Food Security:Antodaya Anna Yojana(AAY), Houses constructed - IAY, ICDS Blocks Operational (Cum.)

Good

Food Security:Targeted Public Distribution System(TPDS), Food Security:Targeted Public Distribution System (Only BPL), Anganwadis Functional (Cum.), Electricity supplied

Poor

Individual Swarozgaries Assisted - SGSY, SHGs provided income generating activities, Slipped back habitations and habitations with water quality problems addressed-ARWSP, SC Families Assisted, Area Covered under Plantation (Public and Forest Lands), Seedlings Planted (Public and Forest Lands), Road Constructed- PMGSY, Villages Electrified - RGGVY

Table - C(Contd...)

5. CHHATISGARH

Very Good

Food Security:Targeted Public Distribution System(TPDS), Food Security:Antodaya Anna Yojana(AAY), Food Security:Targeted Public Distribution System (Only BPL), Houses constructed - IAY, Houses constructed - EWS/LIG, ICDS Blocks Operational (Cum.), Seedlings Planted (Public and Forest Lands), Road Constructed- PMGSY, Electricity supplied

Good

Area Covered under Plantation (Public and Forest Lands)

Poor

Individual Swarozgaries Assisted - SGSY, SHGs provided income generating activities, Slipped back habitations and habitations with water quality problems addressed-ARWSP, SC Families Assisted, Anganwadis Functional (Cum.), Urban Poor Families Assisted under Seven Point Charter, Villages Electrified - RGGVY, Pumps sets energized

6. DELHI

Very Good

Food Security:Targeted Public Distribution System(TPDS), ICDS Blocks Operational (Cum.), Anganwadis Functional (Cum.), Area Covered under Plantation (Public and Forest Lands), Seedlings Planted (Public and Forest Lands), Electricity supplied

Good

Food Security:Antodaya Anna Yojana(AAY), Food Security:Targeted Public Distribution System (Only BPL)

Poor

Houses constructed - EWS/LIG, SC Families Assisted, Urban Poor Families Assisted under Seven Point Charter

7. GOA

Very Good

Food Security:Targeted Public Distribution System(TPDS), Food Security:Antodaya Anna Yojana(AAY), Food Security:Targeted Public Distribution System (Only BPL), ICDS Blocks Operational (Cum.), Anganwadis Functional (Cum.), Pumps sets energized, Electricity supplied

Poor

Individual Swarozgaries Assisted - SGSY, SHGs provided income generating activities, Houses constructed - IAY, Houses constructed - EWS/LIG, SC Families Assisted, Area Covered under Plantation (Public and Forest Lands), Seedlings Planted (Public and Forest Lands)

8. GUJARAT

Very Good

Individual Swarozgaries Assisted - SGSY, SHGs provided income generating activities, Food Security:Targeted Public Distribution System(TPDS), Food Security:Antodaya Anna Yojana(AAY), Food Security:Targeted Public Distribution System (Only BPL), Houses constructed - IAY, Houses constructed - EWS/LIG, Slipped back habitations and habitations with water quality problems addressed-ARWSP, SC Families Assisted, ICDS Blocks Operational (Cum.), Anganwadis Functional (Cum.), Urban Poor Families Assisted under Seven Point Charter, Area Covered under Plantation (Public and Forest Lands), Seedlings Planted (Public and Forest Lands), Road Constructed- PMGSY, Pumps sets energized, Electricity supplied

Table - C(Contd...)

9. HARYANA

Very Good

SHGs provided income generating activities, Food Security:Antodaya Anna Yojana(AAY), Food Security:Targeted Public Distribution System (Only BPL), ICDS Blocks Operational (Cum.), Area Covered under Plantation (Public and Forest Lands), Seedlings Planted (Public and Forest Lands), Road Constructed- PMGSY, Pumps sets energized, Electricity supplied

Poor

Individual Swarozgaries Assisted - SGSY, Food Security:Targeted Public Distribution System(TPDS), Houses constructed - IAY, Houses constructed - EWS/LIG, Slipped back habitations and habitations with water quality problems addressed-ARWSP, SC Families Assisted, Anganwadis Functional (Cum.)

10. HIMACHAL PRADESH

Very Good

Individual Swarozgaries Assisted - SGSY, Food Security:Targeted Public Distribution System(TPDS), Food Security:Antodaya Anna Yojana(AAY), ICDS Blocks Operational (Cum.), Anganwadis Functional (Cum.), Road Constructed- PMGSY, Pumps sets energized, Electricity supplied

Good

SHGs provided income generating activities, Food Security:Targeted Public Distribution System (Only BPL), SC Families Assisted

Poor

Houses constructed - IAY, Slipped back habitations and habitations with water quality problems addressed-ARWSP, Area Covered under Plantation (Public and Forest Lands), Seedlings Planted (Public and Forest Lands), Villages Electrified - RGGVY

11. JAMMU AND KASHMIR

Very Good

Individual Swarozgaries Assisted - SGSY, Food Security:Targeted Public Distribution System(TPDS), Food Security:Antodaya Anna Yojana(AAY), Food Security:Targeted Public Distribution System (Only BPL), Houses constructed - IAY, ICDS Blocks Operational (Cum.), Road Constructed- PMGSY

Good

Anganwadis Functional (Cum.)

Poor

SHGs provided income generating activities, Slipped back habitations and habitations with water quality problems addressed-ARWSP, SC Families Assisted, Area Covered under Plantation (Public and Forest Lands), Seedlings Planted (Public and Forest Lands), Villages Electrified - RGGVY, Electricity supplied

12. JHARKHAND

Very Good

Individual Swarozgaries Assisted - SGSY, SHGs provided income generating activities, Food Security:Antodaya Anna Yojana(AAY), Food Security:Targeted Public Distribution System (Only BPL), Houses constructed - IAY, SC Families Assisted, ICDS Blocks Operational (Cum.), Anganwadis Functional (Cum.), Road Constructed- PMGSY, Villages Electrified - RGGVY, Electricity supplied

Poor

Food Security:Targeted Public Distribution System(TPDS), Slipped back habitations and habitations with water quality problems addressed-ARWSP, Area Covered under Plantation (Public and Forest Lands), Seedlings Planted (Public and Forest Lands)

Table - C(Contd...)

13. KARNATAKA

Very Good

Individual Swarozgaris Assisted - SGSY, Food Security:Targeted Public Distribution System(TPDS), Food Security:Antodaya Anna Yojana(AAY), Food Security:Targeted Public Distribution System (Only BPL), Houses constructed - IAY, Slipped back habitations and habitations with water quality problems addressed-ARWSP, ICDS Blocks Operational (Cum.), Anganwadis Functional (Cum.), Area Covered under Plantation (Public and Forest Lands), Seedlings Planted (Public and Forest Lands), Road Constructed- PMGSY, Villages Electrified - RGGVY, Pumps sets energized

Good

Electricity supplied

Poor

SHGs provided income generating activities, Houses constructed - EWS/LIG, SC Families Assisted, Urban Poor Families Assisted under Seven Point Charter

14. KERALA

Very Good

Food Security:Targeted Public Distribution System(TPDS), Food Security:Antodaya Anna Yojana(AAY), Food Security:Targeted Public Distribution System (Only BPL), Houses constructed - IAY, SC Families Assisted, ICDS Blocks Operational (Cum.), Anganwadis Functional (Cum.), Area Covered under Plantation (Public and Forest Lands), Seedlings Planted (Public and Forest Lands), Road Constructed- PMGSY, Electricity supplied

Poor

Individual Swarozgaris Assisted - SGSY, SHGs provided income generating activities, Houses constructed - EWS/LIG, Slipped back habitations and habitations with water quality problems addressed-ARWSP, Pumps sets energized

15. MADHYA PRADESH

Very Good

Individual Swarozgaris Assisted - SGSY, SHGs provided income generating activities, Food Security:Antodaya Anna Yojana(AAY), Food Security:Targeted Public Distribution System (Only BPL), Houses constructed - IAY, Slipped back habitations and habitations with water quality problems addressed-ARWSP, ICDS Blocks Operational (Cum.), Anganwadis Functional (Cum.), Road Constructed- PMGSY, Pumps sets energized

Good

Food Security:Targeted Public Distribution System(TPDS), Area Covered under Plantation (Public and Forest Lands), Seedlings Planted (Public and Forest Lands)

Poor

SC Families Assisted, Villages Electrified - RGGVY, Electricity supplied

16. MAHARASHTRA

Very Good

Food Security:Antodaya Anna Yojana(AAY), Food Security:Targeted Public Distribution System (Only BPL), Slipped back habitations and habitations with water quality problems addressed-ARWSP, ICDS Blocks Operational (Cum.), Seedlings Planted (Public and Forest Lands), Road Constructed- PMGSY

Good

Food Security:Targeted Public Distribution System(TPDS)

Poor

Individual Swarozgaris Assisted - SGSY, SHGs provided income generating activities, Houses constructed - IAY, Houses constructed - EWS/LIG, SC Families Assisted, Anganwadis Functional (Cum.), Urban Poor Families Assisted under Seven Point Charter, Area Covered under Plantation (Public and Forest Lands), Electricity supplied

Table - C(Contd...)

17. MANIPUR

Very Good

ICDS Blocks Operational (Cum.)

Good

Anganwadis Functional (Cum.), Electricity supplied

Poor

Individual Swarozgaries Assisted - SGSY, SHGs provided income generating activities, Food Security:Targeted Public Distribution System(TPDS), Food Security:Antodaya Anna Yojana(AAY), Food Security:Targeted Public Distribution System (Only BPL), Houses constructed - IAY, Slipped back habitations and habitations with water quality problems addressed-ARWSP, SC Families Assisted, Area Covered under Plantation (Public and Forest Lands), Seedlings Planted (Public and Forest Lands), Road Constructed- PMGSY, Villages Electrified - RGGVY

18. MEGHALAYA

Very Good

Individual Swarozgaries Assisted - SGSY, Food Security:Targeted Public Distribution System(TPDS), Food Security:Antodaya Anna Yojana(AAY), Food Security:Targeted Public Distribution System (Only BPL), ICDS Blocks Operational (Cum.), Anganwadis Functional (Cum.), Urban Poor Families Assisted under Seven Point Charter, Seedlings Planted (Public and Forest Lands)

Good

Electricity supplied

Poor

SHGs provided income generating activities, Houses constructed - IAY, Slipped back habitations and habitations with water quality problems addressed-ARWSP, Area Covered under Plantation (Public and Forest Lands), Road Constructed- PMGSY, Villages Electrified - RGGVY

19. MIZORAM

Very Good

SHGs provided income generating activities, Food Security:Targeted Public Distribution System (Only BPL), Houses constructed - IAY, ICDS Blocks Operational (Cum.), Anganwadis Functional (Cum.), Area Covered under Plantation (Public and Forest Lands), Seedlings Planted (Public and Forest Lands), Road Constructed- PMGSY, Villages Electrified - RGGVY

Good

Food Security:Targeted Public Distribution System(TPDS), Food Security:Antodaya Anna Yojana(AAY), Electricity supplied

Poor

Individual Swarozgaries Assisted - SGSY, Houses constructed - EWS/LIG, Slipped back habitations and habitations with water quality problems addressed-ARWSP

20. NAGALAND

Very Good

Food Security:Targeted Public Distribution System(TPDS), Food Security:Antodaya Anna Yojana(AAY), Food Security:Targeted Public Distribution System (Only BPL), ICDS Blocks Operational (Cum.), Anganwadis Functional (Cum.), Villages Electrified - RGGVY

Good

Electricity supplied

Poor

Individual Swarozgaries Assisted - SGSY, SHGs provided income generating activities, Houses constructed - IAY, Slipped back habitations and habitations with water quality problems addressed-ARWSP, Area Covered under Plantation (Public and Forest Lands), Seedlings Planted (Public and Forest Lands), Road Constructed- PMGSY

Table - C(Contd...)

21. ORISSA

Very Good

Food Security:Targeted Public Distribution System(TPDS), Food Security:Antodaya Anna Yojana(AAY), Food Security:Targeted Public Distribution System (Only BPL), Houses constructed - IAY, Slipped back habitations and habitations with water quality problems addressed-ARWSP, ICDS Blocks Operational (Cum.), Anganwadis Functional (Cum.), Area Covered under Plantation (Public and Forest Lands), Seedlings Planted (Public and Forest Lands), Road Constructed- PMGSY, Pumps sets energized, Electricity supplied

Poor

Individual Swarozgaries Assisted - SGSY, SHGs provided income generating activities, Houses constructed - EWS/LIG, SC Families Assisted, Villages Electrified - RGGVY

22. PUDUCHERRY

Very Good

Food Security:Targeted Public Distribution System(TPDS), Food Security:Antodaya Anna Yojana(AAY), Food Security:Targeted Public Distribution System (Only BPL), ICDS Blocks Operational (Cum.), Anganwadis Functional (Cum.), Area Covered under Plantation (Public and Forest Lands), Seedlings Planted (Public and Forest Lands), Pumps sets energized, Electricity supplied

Poor

Individual Swarozgaries Assisted - SGSY, SHGs provided income generating activities, Houses constructed - IAY, Houses constructed - EWS/LIG, SC Families Assisted

23. PUNJAB

Very Good

Individual Swarozgaries Assisted - SGSY, Food Security:Targeted Public Distribution System (Only BPL), Houses constructed - IAY, Habitations covered (NC and PC) - ARWSP, ICDS Blocks Operational (Cum.), Anganwadis Functional (Cum.), Area Covered under Plantation (Public and Forest Lands), Seedlings Planted (Public and Forest Lands), Road Constructed- PMGSY, Pumps sets energized, Electricity supplied

Good

Food Security:Targeted Public Distribution System(TPDS)

Poor

SHGs provided income generating activities, Food Security:Antodaya Anna Yojana(AAY), Slipped back habitations and habitations with water quality problems addressed-ARWSP, SC Families Assisted

24. RAJASTHAN

Very Good

Food Security:Targeted Public Distribution System(TPDS), Food Security:Antodaya Anna Yojana(AAY), Food Security:Targeted Public Distribution System (Only BPL), Slipped back habitations and habitations with water quality problems addressed-ARWSP, ICDS Blocks Operational (Cum.), Anganwadis Functional (Cum.), Area Covered under Plantation (Public and Forest Lands), Road Constructed- PMGSY, Villages Electrified - RGGVY, Electricity supplied

Poor

Individual Swarozgaries Assisted - SGSY, SHGs provided income generating activities, Houses constructed - IAY, Houses constructed - EWS/LIG, Habitations covered (NC and PC) - ARWSP, SC Families Assisted, Seedlings Planted (Public and Forest Lands), Pumps sets energized

Table - C(Contd...)

25. SIKKIM

Very Good

Food Security:Targeted Public Distribution System(TPDS), Food Security:Antodaya Anna Yojana(AAY), Food Security:Targeted Public Distribution System (Only BPL), Houses constructed - IAY, Houses constructed - EWS/LIG, ICDS Blocks Operational (Cum.), Anganwadis Functional (Cum.), Road Constructed- PMGSY, Villages Electrified - RGGVY, Electricity supplied

Poor

Individual Swarozgaries Assisted - SGSY, SHGs provided income generating activities, Slipped back habitations and habitations with water quality problems addressed-ARWSP, SC Families Assisted, Urban Poor Families Assisted under Seven Point Charter, Area Covered under Plantation (Public and Forest Lands), Seedlings Planted (Public and Forest Lands)

26. TAMIL NADU

Very Good

Individual Swarozgaries Assisted - SGSY, SHGs provided income generating activities, Food Security:Targeted Public Distribution System(TPDS), Food Security:Antodaya Anna Yojana(AAY), SC Families Assisted, ICDS Blocks Operational (Cum.), Anganwadis Functional (Cum.), Urban Poor Families Assisted under Seven Point Charter, Road Constructed- PMGSY, Pumps sets energized, Electricity supplied

Good

Food Security:Targeted Public Distribution System (Only BPL), Houses constructed - EWS/LIG

Poor

Houses constructed - IAY, Slipped back habitations and habitations with water quality problems addressed-ARWSP, Area Covered under Plantation (Public and Forest Lands), Seedlings Planted (Public and Forest Lands), Villages Electrified - RGGVY

27. TRIPURA

Very Good

Food Security:Antodaya Anna Yojana(AAY), Food Security:Targeted Public Distribution System (Only BPL), Houses constructed - EWS/LIG, ICDS Blocks Operational (Cum.), Anganwadis Functional (Cum.)

Good

Food Security:Targeted Public Distribution System(TPDS), Houses constructed - IAY, Electricity supplied

Poor

Individual Swarozgaries Assisted - SGSY, SHGs provided income generating activities, Slipped back habitations and habitations with water quality problems addressed-ARWSP, SC Families Assisted, Urban Poor Families Assisted under Seven Point Charter, Area Covered under Plantation (Public and Forest Lands), Seedlings Planted (Public and Forest Lands), Road Constructed- PMGSY

28. UTTARAKHAND

Very Good

SHGs provided income generating activities, Food Security:Targeted Public Distribution System(TPDS), Food Security:Antodaya Anna Yojana(AAY), Food Security:Targeted Public Distribution System (Only BPL), ICDS Blocks Operational (Cum.), Road Constructed- PMGSY, Pumps sets energized

Good

Individual Swarozgaries Assisted - SGSY, Houses constructed - IAY, SC Families Assisted, Electricity supplied

Poor

Habitations covered (NC and PC) - ARWSP, Slipped back habitations and habitations with water quality problems addressed-ARWSP, Anganwadis Functional (Cum.), Area Covered under Plantation (Public and Forest Lands), Seedlings Planted (Public and Forest Lands)

Table - C(Contd...)

29. UTTAR PRADESH

Very Good

Individual Swarozgaries Assisted - SGSY, SHGs provided income generating activities, Food Security:Targeted Public Distribution System(TPDS), Food Security:Antodaya Anna Yojana(AAY), Food Security:Targeted Public Distribution System (Only BPL), ICDS Blocks Operational (Cum.), Area Covered under Plantation (Public and Forest Lands), Seedlings Planted (Public and Forest Lands), Road Constructed- PMGSY, Pumps sets energized

Good

Anganwadis Functional (Cum.), Electricity supplied

Poor

Houses constructed - IAY, Slipped back habitations and habitations with water quality problems addressed-ARWSP, SC Families Assisted

30. WEST BENGAL

Very Good

Individual Swarozgaries Assisted - SGSY, Food Security:Targeted Public Distribution System(TPDS), Food Security:Targeted Public Distribution System (Only BPL), Houses constructed - IAY, Anganwadis Functional (Cum.), Electricity supplied

Good

Food Security:Antodaya Anna Yojana(AAY), ICDS Blocks Operational (Cum.)

Poor

SHGs provided income generating activities, Houses constructed - EWS/LIG, Slipped back habitations and habitations with water quality problems addressed-ARWSP, SC Families Assisted, Area Covered under Plantation (Public and Forest Lands), Seedlings Planted (Public and Forest Lands), Road Constructed- PMGSY, Villages Electrified - RGGVY, Pumps sets energized

31. ANDAMAN AND NICOBAR ISLANDS

Very Good

Individual Swarozgaries Assisted - SGSY, SHGs provided income generating activities, ICDS Blocks Operational (Cum.), Anganwadis Functional (Cum.)

Poor

Food Security:Targeted Public Distribution System(TPDS), Food Security:Antodaya Anna Yojana(AAY), Food Security:Targeted Public Distribution System (Only BPL), Houses constructed - IAY, Habitations covered (NC and PC) - ARWSP, Area Covered under Plantation (Public and Forest Lands), Seedlings Planted (Public and Forest Lands), Electricity supplied

32. CHANDIGARH

Very Good

Food Security:Targeted Public Distribution System(TPDS), Food Security:Targeted Public Distribution System (Only BPL), SC Families Assisted, ICDS Blocks Operational (Cum.), Area Covered under Plantation (Public and Forest Lands), Seedlings Planted (Public and Forest Lands), Electricity supplied

Good

Anganwadis Functional (Cum.)

Poor

Food Security:Antodaya Anna Yojana(AAY)

Table - C(Contd...)
33. DADRA AND NAGAR HAVELI

Very Good

Individual Swarozgaries Assisted - SGSY, ICDS Blocks Operational (Cum.), Electricity supplied

Good

Anganwadis Functional (Cum.)

Poor

SHGs provided income generating activities, Food Security:Targeted Public Distribution System(TPDS), Food Security:Antodaya Anna Yojana(AAY), Food Security:Targeted Public Distribution System (Only BPL), Houses constructed - IAY, Area Covered under Plantation (Public and Forest Lands), Seedlings Planted (Public and Forest Lands)

34. DAMAN AND DIU

Very Good

ICDS Blocks Operational (Cum.), Anganwadis Functional (Cum.), Electricity supplied

Poor

Individual Swarozgaries Assisted - SGSY, SHGs provided income generating activities, Food Security:Targeted Public Distribution System(TPDS), Food Security:Antodaya Anna Yojana(AAY), Food Security:Targeted Public Distribution System (Only BPL), Houses constructed - IAY, Area Covered under Plantation (Public and Forest Lands), Seedlings Planted (Public and Forest Lands), Pumps sets energized

35. LAKSHADWEEP

Very Good

Food Security:Targeted Public Distribution System(TPDS), Houses constructed - IAY, ICDS Blocks Operational (Cum.), Anganwadis Functional (Cum.), Area Covered under Plantation (Public and Forest Lands), Seedlings Planted (Public and Forest Lands), Electricity supplied

Poor

Individual Swarozgaries Assisted - SGSY, SHGs provided income generating activities, Food Security:Antodaya Anna Yojana(AAY), Food Security:Targeted Public Distribution System (Only BPL), Habitations covered (NC and PC) - ARWSP

Ranking of States: During April-July, 2010

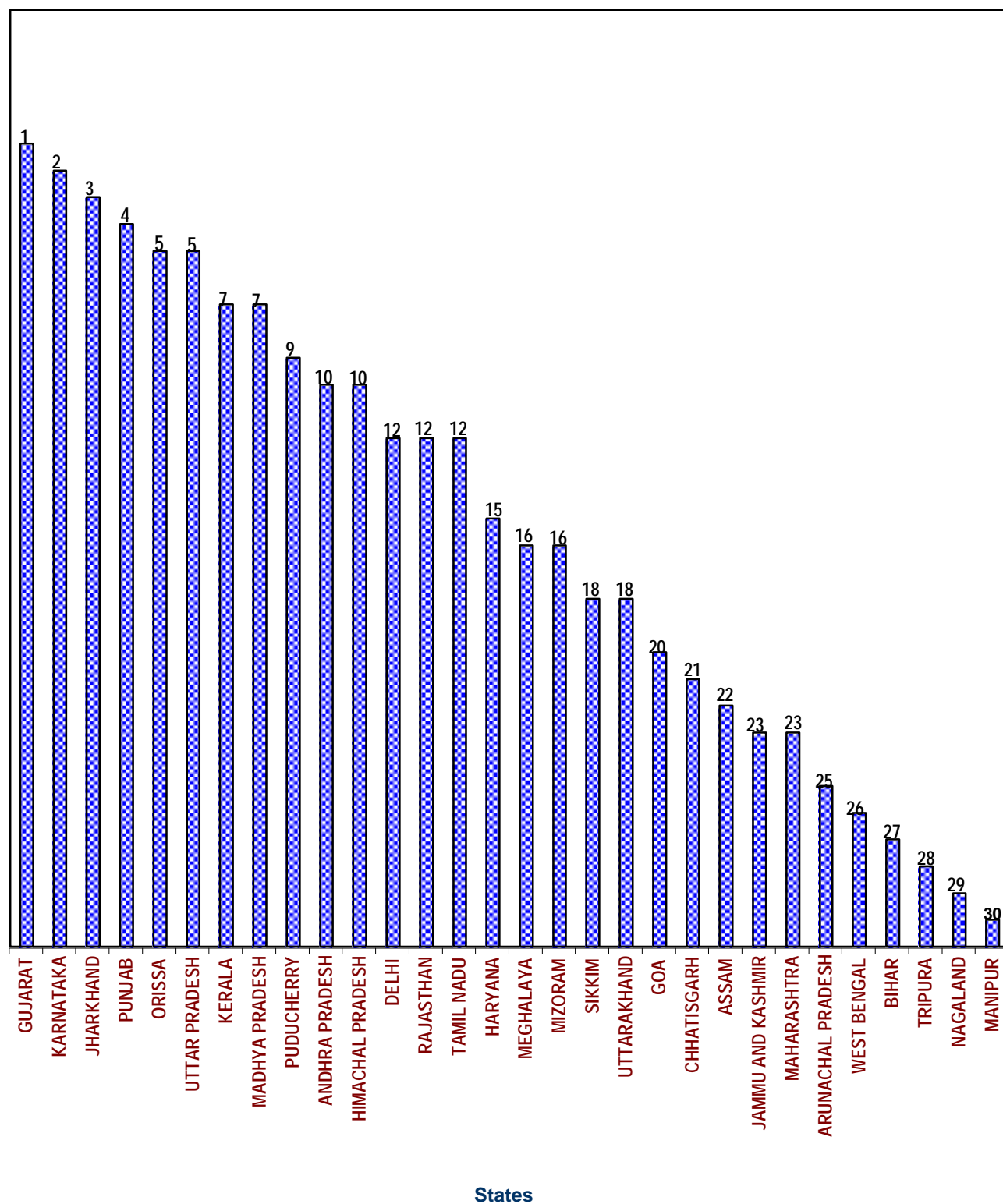


Table - D

SCORE CARD AND RANKING OF STATES ACCORDING TO THEIR PERFORMANCE
During the period April to July, 2010

States	No. of Items/ Parameters	Max Score	Parameters in category				Total Marks	% Ach.	RANK
			A	B	C	D			
GUJARAT	17	51	17	0	0	0	51	100	1
KARNATAKA	18	54	13	1	4	0	45	83	2
JHARKHAND	15	45	11	0	4	0	37	82	3
PUNJAB	16	48	11	0	5	0	38	79	4
ORISSA	17	51	12	0	4	1	40	78	5
UTTAR PRADESH	15	45	10	0	5	0	35	78	5
KERALA	16	48	11	0	4	1	37	77	7
MADHYA PRADESH	16	48	10	1	5	0	37	77	7
PUDUCHERRY	14	42	9	0	4	1	31	74	9
ANDHRA PRADESH	16	48	9	0	7	0	34	71	10
HIMACHAL PRADESH	16	48	8	2	6	0	34	71	10
DELHI	11	33	6	0	5	0	23	70	12
RAJASTHAN	18	54	10	1	6	1	38	70	12
TAMIL NADU	18	54	11	0	5	2	38	70	12
HARYANA	16	48	9	0	6	1	33	69	15
MEGHALAYA	15	45	8	0	6	1	30	67	16
MIZORAM	15	45	9	0	3	3	30	67	16
SIKKIM	17	51	10	0	3	4	33	65	18
UTTARAKHAND	16	48	7	2	6	1	31	65	18
GOA	14	42	7	0	6	1	27	64	20
CHHATISGARH	18	54	9	0	7	2	34	63	21
ASSAM	17	51	8	0	7	2	31	61	22
JAMMU AND KASHMIR	15	45	7	1	3	4	26	58	23
MAHARASHTRA	16	48	6	1	8	1	28	58	23
ARUNACHAL PRADESH	15	45	6	0	6	3	24	53	25
WEST BENGAL	17	51	6	0	8	3	26	51	26
BIHAR	15	45	3	1	11	0	22	49	27
TRIPURA	16	48	5	0	7	4	22	46	28
NAGALAND	14	42	6	0	1	7	19	45	29
MANIPUR	15	45	1	0	10	4	13	29	30

NORMS FOR RANKING

The criteria for performance assessment of States is as follows:

	<u>Marks</u>
Category "A" Where the Achievement is 90% or above of the target	3
Category "B" Where the Achievement is above National Average	2
Category "C" Where the Achievement is below National Average	1
Category "D" Where their is NIL Performance	0

Note: For ranking of the states, the All-India Percent achievement is taken as the National Average.

PART - II

TWENTY POINT PROGRAMME - 2006

ITEM-WISE PERFORMANCE TABLES

Table - 1

Employment generation under the NREG Scheme

Sl. No.	State/UT Name	No. of job cards issued (Number) April,2010- July,2010	Employment generated (Number) April,2010- July,2010	Wages given (Rupees) April,2010- July,2010
		(3)	(4)	(5)
1	ANDHRA PRADESH	3,89,917	28,76,97,000	34,92,25,00,000
2	ARUNACHAL PRADESH	0	0	0
3	ASSAM	3,61,174	30,18,000	34,10,61,000
4	BIHAR	2,24,506	4,35,00,000	3,99,13,00,000
5	CHHATISGARH	4,30,270	5,28,71,000	5,55,24,66,000
6	DELHI	0	0	0
7	GOA	437	87,370	95,37,000
8	GUJARAT	2,36,246	1,48,49,000	1,41,35,75,000
9	HARYANA	16,936	8,46,000	13,20,16,000
10	HIMACHAL PRADESH	28,136	24,22,000	56,92,44,000
11	JAMMU AND KASHMIR	18,369	36,36,000	56,03,48,000
12	JHARKHAND	1,14,564	2,33,80,379	2,38,00,70,180
13	KARNATAKA	2,45,755	1,08,12,000	1,42,78,38,000
14	KERALA	1,32,055	48,76,304	89,15,38,000
15	MADHYA PRADESH	1,11,000	2,13,70,000	2,17,80,81,000
16	MAHARASHTRA	13,333	43,88,455	70,89,47,000
17	MANIPUR	424	7,38,000	5,76,81,000
18	MEGHALAYA	34,327	15,39,000	27,08,21,000
19	MIZORAM	1,081	0	0
20	NAGALAND	0	0	0
21	ORISSA	1,84,002	3,40,90,000	3,22,56,35,000
22	PUDUCHERRY	0	5,93,312	3,99,60,000
23	PUNJAB	38,792	17,03,000	25,17,73,000
24	RAJASTHAN	7,27,739	20,47,05,000	18,20,90,55,000
25	SIKKIM	72,224	10,82,636	20,23,11,000
26	TAMIL NADU	2,55,902	12,94,59,700	10,63,29,85,800
27	TRIPURA	30,662	3,95,000	41,16,90,000
28	UTTARAKHAND	12,379	64,77,040	66,16,39,000
29	UTTAR PRADESH	4,81,961	9,19,34,000	8,93,26,80,000
30	WEST BENGAL	1,96,293	6,47,36,000	6,71,08,24,000
31	ANDAMAN AND NICOBAR ISLANDS	701	1,28,481	3,34,70,000
32	CHANDIGARH	0	0	0
33	DADRA AND NAGAR HAVELI	0	38,495	45,13,193
34	DAMAN AND DIU	0	0	0
35	LAKSHADWEEP	406	32,241	35,99,800
Grand Total		43,59,591	1,01,14,05,413	1,04,72,71,58,973

Note:- * Some of States are reporting performance since inception but now it has been reconciled with the performance figures supplied by M/o Rural Development to set performance targets during April-July, 2010.

Swaranjayanti Gram Swarojgar Yojana (SGSY)

Individual Swarozgaries Assisted

% Achievement of Target

During April-July, 2010

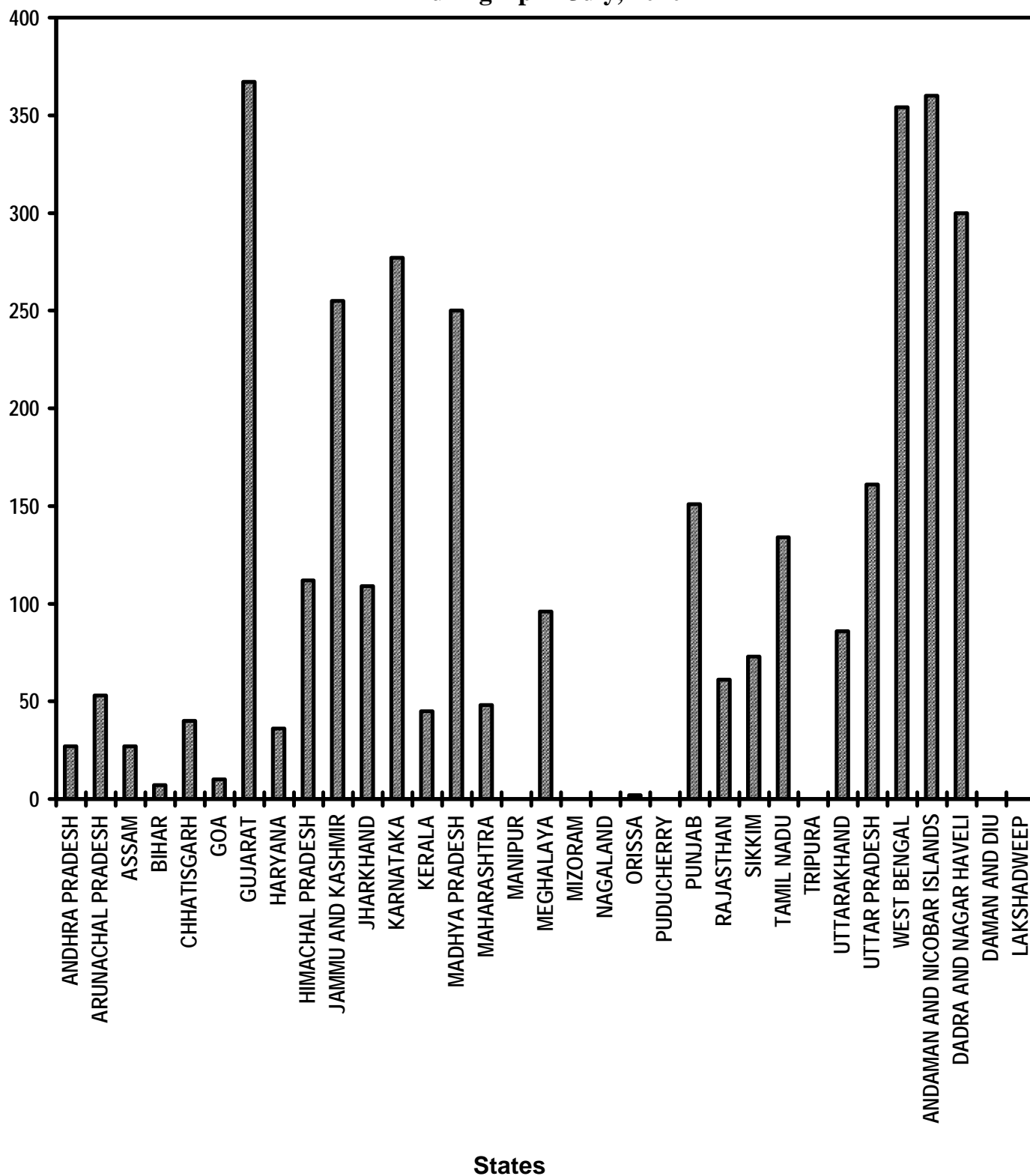


Table - 2(A)

Swaranjayanti Gram Swarojgar Yojana
Individual Swarozgaries Assisted
 (Unit: Number)

Sl. No.	State/UT Name	Target		Achievement April,2010-July,2010	Percent Achievement April,2010-July,2010
		2010-2011	April,2010-July,2010		
(1)	(2)	(3)	(4)	(5)	(5)/(4)
1	ANDHRA PRADESH	17,304	3,749	1,009	27
2	ARUNACHAL PRADESH	795	172	91 *	53
3	ASSAM	20,656	4,475	1,205	27
4	BIHAR	41,164	8,919	588	7
5	CHHATISGARH	9,144	1,981	801	40
6	GOA	281	60	6	10
7	GUJARAT	6,514	1,412	5,184	367
8	HARYANA	3,832	831	298	36
9	HIMACHAL PRADESH	1,613	349	391	112
10	JAMMU AND KASHMIR	1,997	433	1,104	255
11	JHARKHAND	15,522	3,362	3,664	109
12	KARNATAKA	13,067	2,831	7,846	277
13	KERALA	5,863	1,270	567	45
14	MADHYA PRADESH	19,587	4,243	10,613	250
15	MAHARASHTRA	25,829	5,596	2,663	48
16	MANIPUR	1,385	300	0	0
17	MEGHALAYA	1,551	336	323	96
18	MIZORAM	359	78	0	0
19	NAGALAND	1,064	231	0	0
20	ORISSA	19,793	4,288	83	2
21	PUDUCHERRY	310	69	0	0
22	PUNJAB	1,861	403	607	151
23	RAJASTHAN	9,922	2,149	1,306	61
24	SIKKIM	398	86	63	73
25	TAMIL NADU	15,300	3,315	4,438	134
26	TRIPURA	2,500	541	0	0
27	UTTARAKHAND	3,120	676	579	86
28	UTTAR PRADESH	59,262	12,839	20,708	161
29	WEST BENGAL	21,996	4,765	16,862	354
30	ANDAMAN AND NICOBAR ISLANDS	26	5	18 *	360
31	DADRA AND NAGAR HAVELI	26	5	15	300
32	DAMAN AND DIU	26	5	0	0
33	LAKSHADWEEP	26	5	0	0
Grand Total		3,22,093	69,779	81,032	116

Very Good:(90% or above of targets)

GUJARAT, HIMACHAL PRADESH, JAMMU AND KASHMIR, JHARKHAND, KARNATAKA, MADHYA PRADESH, MEGHALAYA, PUNJAB, TAMIL NADU, UTTAR PRADESH, WEST BENGAL, ANDAMAN AND NICOBAR ISLANDS, DADRA AND NAGAR HAVELI

Good:(Between 80% to 90% targets)

UTTARAKHAND

Poor:(Below 80% of targets)

ANDHRA PRADESH, ARUNACHAL PRADESH, ASSAM, BIHAR, CHHATISGARH, GOA, HARYANA, KERALA, MAHARASHTRA, MANIPUR, MIZORAM, NAGALAND, ORISSA, PUDUCHERRY, RAJASTHAN, SIKKIM, TRIPURA, DAMAN AND DIU, LAKSHADWEEP

* Figures furnished by Ministry of Rural Development.

Table -2(B)**Swaranjayanti Gram Swarojgar Yojana**

Sl. No.	State/UT Name	Individual SC Swarozgaries Assisted (Number) April,2010- July,2010	Individual ST Swarozgaries Assisted (Number) April,2010- July,2010	Individual Women Swarozgaries Assisted (Number) April,2010- July,2010	Individual Disabled Swarozgaries Assisted (Number) April,2010- July,2010
		(3)	(4)	(5)	(6)
1	ANDHRA PRADESH	331	111	1,009	21
2	ARUNACHAL PRADESH	0	0	0	0
3	ASSAM	184	405	542	109
4	BIHAR	251	3	140	102
5	CHHATISGARH	140	251	73	18
6	GOA	1	1	4	0
7	GUJARAT	2,338	0	1,791	59
8	HARYANA	62	0	164	23
9	HIMACHAL PRADESH	156	33	84	10
10	JAMMU AND KASHMIR	152	156	367	8
11	JHARKHAND	575	1,541	865	4
12	KARNATAKA	3,259	1,197	6,223	194
13	KERALA	437	22	255	46
14	MADHYA PRADESH	2,426	3,703	5,343	250
15	MAHARASHTRA	569	495	502	134
16	MANIPUR	0	0	0	0
17	MEGHALAYA	0	2,328	1,326	0
18	MIZORAM	0	0	0	0
19	NAGALAND	0	0	0	0
20	ORISSA	14	21	16	13
21	PUDUCHERRY	0	0	0	0
22	PUNJAB	440	0	127	7
23	RAJASTHAN	433	285	507	34
24	SIKKIM	29	146	293	0
25	TAMIL NADU	1,741	217	2,737	1,674
26	TRIPURA	0	0	0	0
27	UTTARAKHAND	508	28	106	0
28	UTTAR PRADESH	10,277	155	5,886	342
29	WEST BENGAL	5,988	881	15,609	31
30	ANDAMAN AND NICOBAR ISLANDS	0	6	6	0
31	DADRA AND NAGAR HAVELI	0	15	0	0
32	DAMAN AND DIU	0	0	0	0
33	LAKSHADWEEP	0	0	0	0
Grand Total		30,311	12,000	43,975	3,079

Table - 3(A)**Self Help Groups (SHG)****(Unit: Number)**

		Formed under SGSY (Number) April,2010- July,2010
Sl. No.	State/UT Name	(3)
1	ANDHRA PRADESH	6,771
2	ARUNACHAL PRADESH	0
3	ASSAM	3,098
4	BIHAR	6,984
5	CHHATISGARH	822
6	DELHI	0
7	GOA	11
8	GUJARAT	2,830
9	HARYANA	848
10	HIMACHAL PRADESH	290
11	JAMMU AND KASHMIR	293
12	JHARKHAND	15,762
13	KARNATAKA	1,407
14	KERALA	364
15	MADHYA PRADESH	4,441
16	MAHARASHTRA	3,731
17	MANIPUR	4
18	MEGHALAYA	285
19	MIZORAM	0
20	NAGALAND	0
21	ORISSA	1,206
22	PUDUCHERRY	63
23	PUNJAB	225
24	RAJASTHAN	558
25	SIKKIM	58
26	TAMIL NADU	10,023
27	TRIPURA	747
28	UTTARAKHAND	1,528
29	UTTAR PRADESH	14,477
30	WEST BENGAL	11,323
31	ANDAMAN AND NICOBAR ISLANDS	19
32	CHANDIGARH	0
33	DADRA AND NAGAR HAVELI	0
34	DAMAN AND DIU	0
35	LAKSHADWEEP	0
Grand Total		88,168

Self Help Groups (SHG)

To whom income generating activities provided

% Achievement of Target
During April-July, 2010

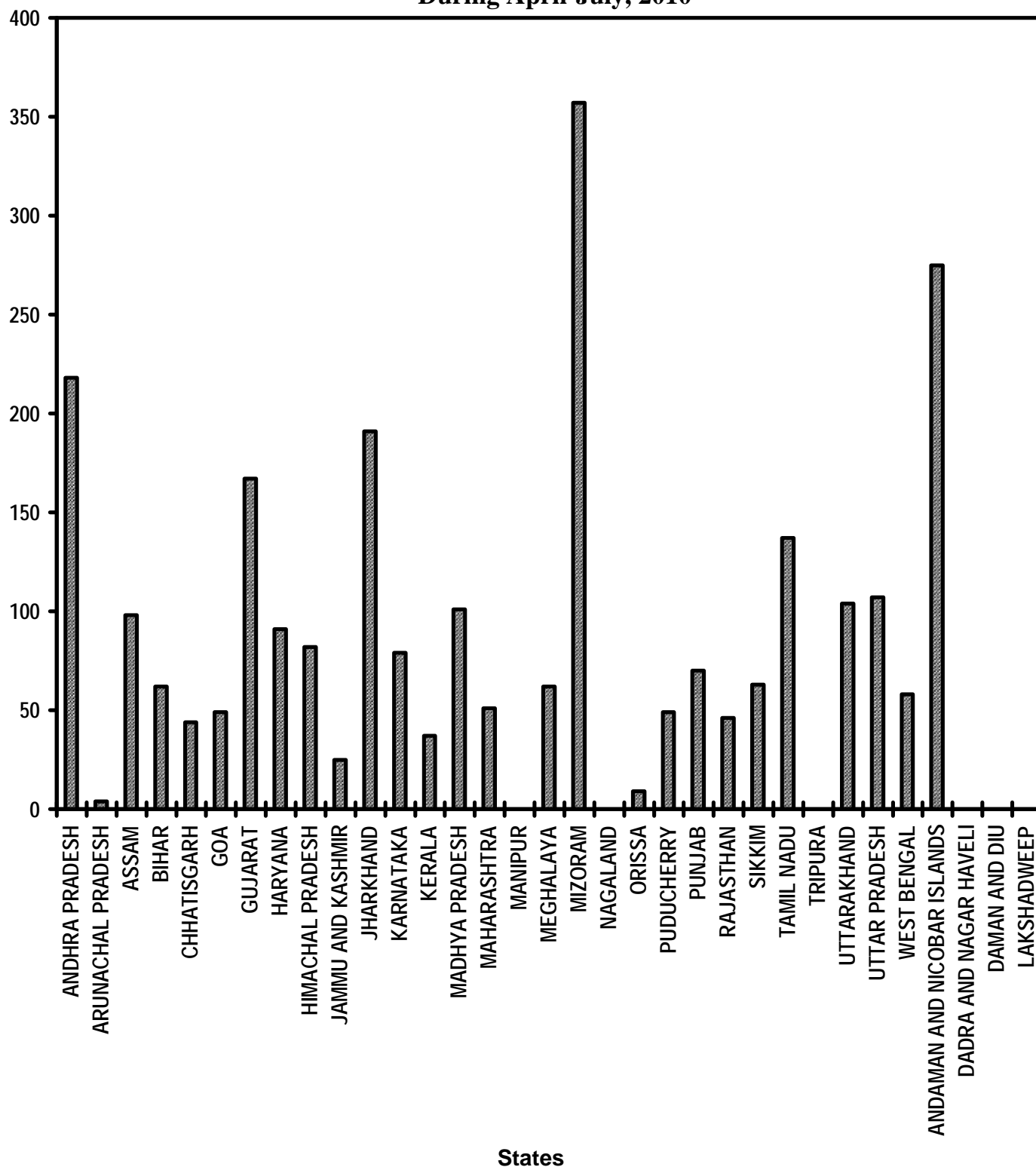


Table - 3(B)

Self Help Groups (SHG)
To whom income generating activities provided
 (Unit: Number)

Sl. No.	State/UT Name	Target		Achievement April,2010-July,2010	Percent Achievement April,2010-July,2010
		2010-2011	April,2010-July,2010		
(1)	(2)	(3)	(4)	(5)	(5)/(4)
1	ANDHRA PRADESH	9,967	2,158	4,706	218
2	ARUNACHAL PRADESH	458	100	4 *	4
3	ASSAM	11,898	2,578	2532 *	98
4	BIHAR	23,710	5,139	3,185	62
5	CHHATISGARH	5,267	1,140	501	44
6	GOA	160	35	17	49
7	GUJARAT	3,752	814	1,358	167
8	HARYANA	2,207	477	436	91
9	HIMACHAL PRADESH	929	200	164	82
10	JAMMU AND KASHMIR	1,150	251	63	25
11	JHARKHAND	8,941	1,937	3,700	191
12	KARNATAKA	7,526	1,630	1,290	79
13	KERALA	3,377	732	270	37
14	MADHYA PRADESH	11,282	2,444	2,480	101
15	MAHARASHTRA	14,878	3,224	1,652	51
16	MANIPUR	798	173	0	0
17	MEGHALAYA	894	195	121 *	62
18	MIZORAM	207	44	157 *	357
19	NAGALAND	613	134	0	0
20	ORISSA	11,401	2,470	228	9
21	PUDUCHERRY	179	39	19	49
22	PUNJAB	1,072	233	163 *	70
23	RAJASTHAN	5,715	1,239	564	46
24	SIKKIM	229	48	30	62
25	TAMIL NADU	8,813	1,911	2,620	137
26	TRIPURA	1,440	312	0	0
27	UTTARAKHAND	1,797	390	405	104
28	UTTAR PRADESH	34,135	7,397	7,935	107
29	WEST BENGAL	12,670	2,747	1,598	58
30	ANDAMAN AND NICOBAR ISLANDS	15	4	11	275
31	DADRA AND NAGAR HAVELI	15	4	0	0
32	DAMAN AND DIU	15	4	0	0
33	LAKSHADWEEP	15	4	0	0
Grand Total		1,85,525	40,207	36,209	90

Very Good:(90% or above of targets)

ANDHRA PRADESH, ASSAM, GUJARAT, HARYANA, JHARKHAND, MADHYA PRADESH, MIZORAM, TAMIL NADU, UTTARAKHAND, UTTAR PRADESH, ANDAMAN AND NICOBAR ISLANDS

Good:(Between 80% to 90% targets)

HIMACHAL PRADESH

Poor:(Below 80% of targets)

ARUNACHAL PRADESH, BIHAR, CHHATISGARH, GOA, JAMMU AND KASHMIR, KARNATAKA, KERALA, MAHARASHTRA, MANIPUR, MEGHALAYA, NAGALAND, ORISSA, PUDUCHERRY, PUNJAB, RAJASTHAN, SIKKIM, TRIPURA, WEST BENGAL, DADRA AND NAGAR HAVELI, DAMAN AND DIU, LAKSHADWEEP

* Figures furnished by Ministry of Rural Development.

Table - 4(A)

Distribution of waste land to the landless
(Unit: Hectare)

		Total Land Distributed (Hectare) April,2010- July,2010
Sl. No.	State/UT Name	
(1)	(2)	(3)
1	ANDHRA PRADESH	35,442
2	ARUNACHAL PRADESH	0
3	ASSAM	0
4	BIHAR	10
5	CHHATISGARH	0
6	DELHI	0
7	GOA	0
8	GUJARAT	0
9	HARYANA	0
10	JAMMU AND KASHMIR	0
11	JHARKHAND	69
12	KARNATAKA	0
13	KERALA	0
14	MADHYA PRADESH	0
15	MAHARASHTRA	0
16	MANIPUR	0
17	MEGHALAYA	0
18	MIZORAM	0
19	NAGALAND	0
20	ORISSA	407
21	PUDUCHERRY	0
22	PUNJAB	0
23	RAJASTHAN	0
24	SIKKIM	0
25	TAMIL NADU	46
26	TRIPURA	0
27	UTTARAKHAND	0
28	UTTAR PRADESH	1,670
29	WEST BENGAL	0
30	ANDAMAN AND NICOBAR ISLANDS	0
31	CHANDIGARH	0
32	DADRA AND NAGAR HAVELI	0
33	DAMAN AND DIU	0
34	LAKSHADWEEP	0
Grand Total		37,644

Table -4(B)**Distribution of waste land to the landless**

Sl. No.	State/UT Name	Land Distributed to SC (Hectare) April,2010- July,2010	Land Distributed to ST (Hectare) April,2010- July,2010	Land Distributed to Others (Hectare) April,2010- July,2010
		(3)	(4)	(5)
1	ANDHRA PRADESH	8,626	6,313	20,503
2	ARUNACHAL PRADESH	0	0	0
3	ASSAM	0	0	0
4	BIHAR	10	0	0
5	CHHATISGARH	0	0	0
6	DELHI	0	0	0
7	GOA	0	0	0
8	GUJARAT	0	0	0
9	HARYANA	0	0	0
10	JAMMU AND KASHMIR	0	0	0
11	JHARKHAND	10	50	17
12	KARNATAKA	0	0	0
13	KERALA	0	0	0
14	MADHYA PRADESH	0	0	0
15	MAHARASHTRA	0	0	0
16	MANIPUR	0	0	0
17	MEGHALAYA	0	0	0
18	MIZORAM	0	0	0
19	NAGALAND	0	0	0
20	ORISSA	42	310	54
21	PUDUCHERRY	0	0	0
22	PUNJAB	0	0	0
23	RAJASTHAN	0	0	0
24	SIKKIM	0	0	0
25	TAMIL NADU	11	0	35
26	TRIPURA	0	0	0
27	UTTARAKHAND	0	0	0
28	UTTAR PRADESH	987	1	682
29	WEST BENGAL	0	0	0
30	ANDAMAN AND NICOBAR ISLANDS	0	0	0
31	CHANDIGARH	0	0	0
32	DADRA AND NAGAR HAVELI	0	0	0
33	DAMAN AND DIU	0	0	0
34	LAKSHADWEEP	0	0	0
Grand Total		9,686	6,674	21,291

Table - 5(A)

Minimum Wages Enforcement (including Farm Labour)

Sl. No.	State/UT Name	Agriculture and Farm Workers: Inspections made (Number) April,2010-July,2010	Agriculture and Farm Workers: Irregularities detected (Number) April,2010-July,2010	Agriculture and Farm Workers: Irregularities rectified (Number) April,2010-July,2010
		(3)	(4)	(5)
1	ANDHRA PRADESH	0	0	0
2	ARUNACHAL PRADESH	0	0	0
3	ASSAM	0	0	0
4	BIHAR	0	0	0
5	CHHATISGARH	0	0	0
6	DELHI	0	0	0
7	GOA	0	0	0
8	GUJARAT	15,104	1,563	1,716
9	HARYANA	0	0	0
10	HIMACHAL PRADESH	0	0	0
11	JAMMU AND KASHMIR	0	0	0
12	JHARKHAND	10,128	391	315
13	KARNATAKA	0	0	0
14	KERALA	1	3	21
15	MADHYA PRADESH	0	0	0
16	MAHARASHTRA	0	0	0
17	MANIPUR	0	0	0
18	MEGHALAYA	0	0	0
19	MIZORAM	0	0	0
20	NAGALAND	0	0	0
21	ORISSA	0	0	0
22	PUDUCHERRY	0	0	0
23	PUNJAB	18	0	0
24	RAJASTHAN	221	0	0
25	SIKKIM	0	0	0
26	TAMIL NADU	0	0	0
27	TRIPURA	0	0	0
28	UTTARAKHAND	0	0	0
29	UTTAR PRADESH	0	0	0
30	WEST BENGAL	0	0	0
31	ANDAMAN AND NICOBAR ISLANDS	0	0	0
32	CHANDIGARH	0	0	0
33	DADRA AND NAGAR HAVELI	0	0	0
34	DAMAN AND DIU	0	0	0
35	LAKSHADWEEP	0	0	0
Grand Total		25,472	1,957	2,052

Table - 5(B)

Minimum Wages Enforcement (including Farm Labour)

(Unit: Number)

		Agriculture and Farm Workers: Claims filed (Number) April,2010- July,2010	Agriculture and Farm Workers: Claims settled (Number) April,2010- July,2010
Sl. No.	State/UT Name	(3)	(4)
1	ANDHRA PRADESH	0	0
2	ARUNACHAL PRADESH	0	0
3	ASSAM	0	0
4	BIHAR	0	0
5	CHHATISGARH	0	0
6	DELHI	0	0
7	GOA	0	0
8	GUJARAT	0	0
9	HARYANA	3	7
10	HIMACHAL PRADESH	0	0
11	JAMMU AND KASHMIR	0	0
12	JHARKHAND	2,041	1
13	KARNATAKA	0	0
14	KERALA	0	0
15	MADHYA PRADESH	0	0
16	MAHARASHTRA	0	0
17	MANIPUR	0	0
18	MEGHALAYA	0	0
19	MIZORAM	0	0
20	NAGALAND	0	0
21	ORISSA	0	0
22	PUDUCHERRY	0	0
23	PUNJAB	0	0
24	RAJASTHAN	0	0
25	SIKKIM	0	0
26	TAMIL NADU	0	0
27	TRIPURA	0	0
28	UTTARAKHAND	0	0
29	UTTAR PRADESH	0	0
30	WEST BENGAL	0	0
31	ANDAMAN AND NICOBAR ISLANDS	0	0
32	CHANDIGARH	0	0
33	DADRA AND NAGAR HAVELI	0	0
34	DAMAN AND DIU	0	0
35	LAKSHADWEEP	0	0
Grand Total		2,044	8

Table - 5(C)

Minimum Wages Enforcement (including Farm Labour)

Sl. No.	State/UT Name	Agriculture and Farm Workers: Prosecution cases Pending (Number) April,2010-July,2010	Agriculture and Farm Workers: Prosecution cases filed (Number) April,2010-July,2010	Agriculture and Farm Workers: Prosecution cases decided (Number) April,2010-July,2010
		(3)	(4)	(5)
1	ANDHRA PRADESH	0	0	0
2	ARUNACHAL PRADESH	0	0	0
3	ASSAM	0	0	0
4	BIHAR	0	0	0
5	CHHATISGARH	0	0	0
6	DELHI	0	0	0
7	GOA	0	0	0
8	GUJARAT	2,479	9	10
9	HARYANA	0	0	0
10	HIMACHAL PRADESH	0	0	0
11	JAMMU AND KASHMIR	0	0	0
12	JHARKHAND	11	0	0
13	KARNATAKA	0	0	0
14	KERALA	0	0	0
15	MADHYA PRADESH	0	0	0
16	MAHARASHTRA	0	0	0
17	MANIPUR	0	0	0
18	MEGHALAYA	0	0	0
19	MIZORAM	0	0	0
20	NAGALAND	0	0	0
21	ORISSA	0	0	0
22	PUDUCHERRY	0	0	0
23	PUNJAB	0	0	0
24	RAJASTHAN	10	10	1
25	SIKKIM	0	0	0
26	TAMIL NADU	0	0	0
27	TRIPURA	0	0	0
28	UTTARAKHAND	0	0	0
29	UTTAR PRADESH	0	0	0
30	WEST BENGAL	0	0	0
31	ANDAMAN AND NICOBAR ISLANDS	0	0	0
32	CHANDIGARH	0	0	0
33	DADRA AND NAGAR HAVELI	0	0	0
34	DAMAN AND DIU	0	0	0
35	LAKSHADWEEP	0	0	0
Grand Total		2,500	19	11

Food Security: Targeted Public Distribution System (APL+BPL+AAY)

Off take

% Achievement of Target

During April-July, 2010

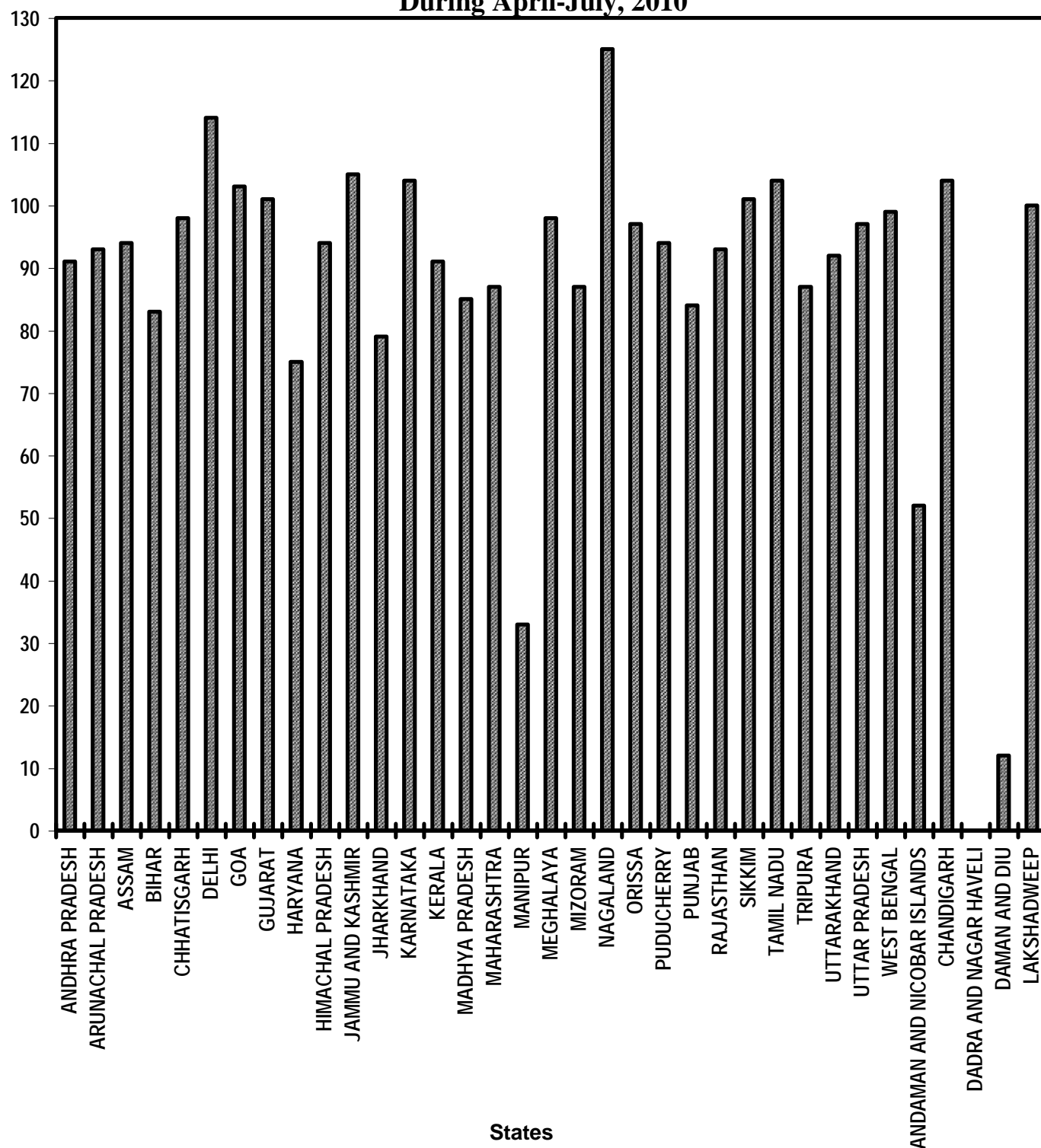


Table - 6(A)

Food security-Targeted Public Distribution system (APL+BPL+AAY)

Sl. No.	State/UT Name	Allocation of Food		Percentage of offtake w.r.t. Allocation of Food Grains
		Grains (Tonnes) April,2010- July,2010	Off take * (Tonnes) April,2010- July,2010	
(1)	(2)	(3)	(4)	(5)
1	ANDHRA PRADESH	12,12,500	11,04,318	91
2	ARUNACHAL PRADESH	33,852	31,376	93
3	ASSAM	4,95,322	4,65,386	94
4	BIHAR	11,27,504	9,33,994	83
5	CHHATISGARH	3,63,984	3,57,507	98
6	DELHI	1,97,516	2,25,334	114
7	GOA	14,736	15,166	103
8	GUJARAT	5,50,896	5,54,034	101
9	HARYANA	2,04,824	1,53,884	75
10	HIMACHAL PRADESH	1,65,822	1,55,089	94
11	JAMMU AND KASHMIR	2,52,268	2,65,252	105
12	JHARKHAND	4,33,264	3,41,216	79
13	KARNATAKA	6,90,412	7,18,697	104
14	KERALA	4,58,868	4,18,818	91
15	MADHYA PRADESH	8,41,890	7,17,947	85
16	MAHARASHTRA	14,29,646	12,44,003	87
17	MANIPUR	38,382	12,581	33
18	MEGHALAYA	49,092	48,313	98
19	MIZORAM	23,380	20,360	87
20	NAGALAND	42,292	52,769	125
21	ORISSA	7,05,666	6,84,980	97
22	PUDUCHERRY	17,304	16,250	94
23	PUNJAB	2,48,240	2,08,154	84
24	RAJASTHAN	6,48,488	6,03,920	93
25	SIKKIM	14,740	14,942	101
26	TAMIL NADU	12,40,944	12,88,175	104
27	TRIPURA	1,00,668	87,239	87
28	UTTARAKHAND	1,46,834	1,35,802	92
29	UTTAR PRADESH	22,39,898	21,69,925	97
30	WEST BENGAL	10,98,848	10,91,621	99
31	ANDAMAN AND NICOBAR ISLANDS	11,340	5,944	52
32	CHANDIGARH	8,660	9,030	104
33	DADRA AND NAGAR HAVELI	3,128	0	0
34	DAMAN AND DIU	1,440	174	12
35	LAKSHADWEEP	1,540	1,535	100
Grand Total		1,51,14,188	1,41,53,735	94

Very Good:(90% or above of targets)

ANDHRA PRADESH, ARUNACHAL PRADESH, ASSAM, CHHATISGARH, DELHI, GOA, GUJARAT, HIMACHAL PRADESH, JAMMU AND KASHMIR, KARNATAKA, KERALA, MEGHALAYA, NAGALAND, ORISSA, PUDUCHERRY, RAJASTHAN, SIKKIM, TAMIL NADU, UTTARAKHAND, UTTAR PRADESH, WEST BENGAL, CHANDIGARH, LAKSHADWEEP

Good:(Between 80% to 90% targets)

BIHAR, MADHYA PRADESH, MAHARASHTRA, MIZORAM, PUNJAB, TRIPURA

Poor:(Below 80% of targets)

HARYANA, JHARKHAND, MANIPUR, ANDAMAN AND NICOBAR ISLANDS, DADRA AND NAGAR HAVELI, DAMAN AND DIU

* Note: Offtake figures are provisional, subject to confirmation from FCI

Food Security: Targeted Public Distribution System (Only Antyodaya Anna Yojana)

Off take

% Achievement of Target

During April-July, 2010

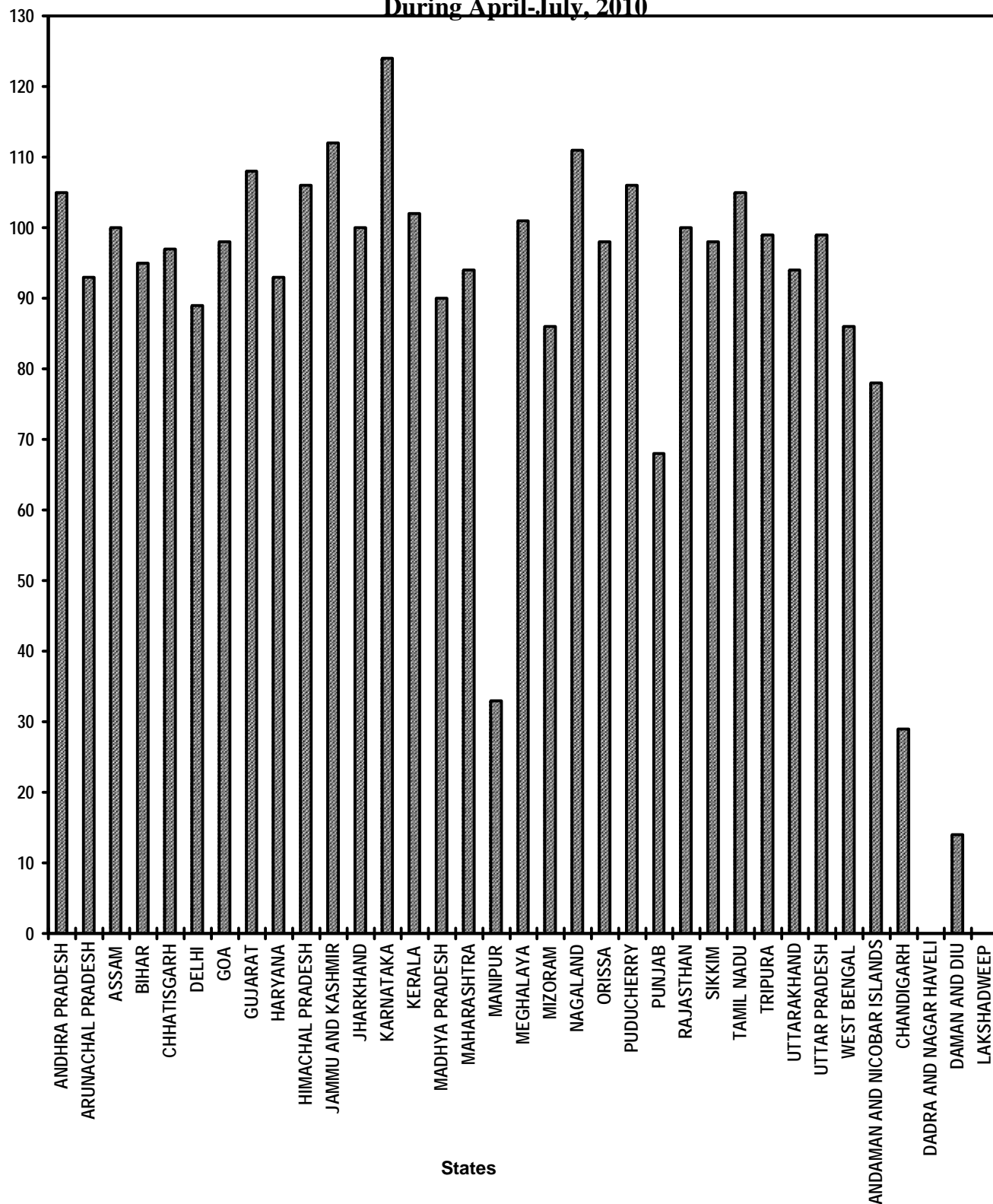


Table - 6(B)

Food security-Targeted Public Distribution system (only AAY)

Sl. No.	State/UT Name	Allocation of Food		Percentage of offtake w.r.t. Allocation of Food Grains
		Grains (Tonnes) April,2010- July,2010	Off take* (Tonnes) April,2010- July,2010	
(1)	(2)	(3)	(4)	(5)
1	ANDHRA PRADESH	2,18,096	2,29,413	105
2	ARUNACHAL PRADESH	5,324	4,977	93
3	ASSAM	98,564	98,551	100
4	BIHAR	3,47,604	3,29,455	95
5	CHHATISGARH	1,00,648	97,655	97
6	DELHI	21,028	18,645	89
7	GOA	2,036	1,987	98
8	GUJARAT	1,13,360	1,22,393	108
9	HARYANA	40,940	38,092	93
10	HIMACHAL PRADESH	27,580	29,134	106
11	JAMMU AND KASHMIR	35,796	40,141	112
12	JHARKHAND	1,28,511	1,28,476	100
13	KARNATAKA	1,40,964	1,75,480	124
14	KERALA	83,420	84,752	102
15	MADHYA PRADESH	2,21,420	1,98,513	90
16	MAHARASHTRA	3,44,960	3,22,842	94
17	MANIPUR	8,908	2,937	33
18	MEGHALAYA	9,828	9,953	101
19	MIZORAM	3,640	3,140	86
20	NAGALAND	6,656	7,364	111
21	ORISSA	1,77,040	1,73,958	98
22	PUDUCHERRY	4,516	4,800	106
23	PUNJAB	25,120	17,083	68
24	RAJASTHAN	1,30,496	1,30,573	100
25	SIKKIM	2,312	2,258	98
26	TAMIL NADU	2,61,048	2,73,302	105
27	TRIPURA	15,840	15,686	99
28	UTTARAKHAND	21,172	19,893	94
29	UTTAR PRADESH	5,73,160	5,66,589	99
30	WEST BENGAL	2,07,228	1,77,299	86
31	ANDAMAN AND NICOBAR ISLANDS	600	468	78
32	CHANDIGARH	208	60	29
33	DADRA AND NAGAR HAVELI	732	0	0
34	DAMAN AND DIU	212	30	14
35	LAKSHADWEEP	168	0	0
Grand Total		33,79,135	33,25,899	98

Very Good:(90% or above of targets)

ANDHRA PRADESH, ARUNACHAL PRADESH, ASSAM, BIHAR, CHHATISGARH, GOA, GUJARAT, HARYANA, HIMACHAL PRADESH, JAMMU AND KASHMIR, JHARKHAND, KARNATAKA, KERALA, MADHYA PRADESH, MAHARASHTRA, MEGHALAYA, NAGALAND, ORISSA, PUDUCHERRY, RAJASTHAN, SIKKIM, TAMIL NADU, TRIPURA, UTTARAKHAND, UTTAR PRADESH

Good:(Between 80% to 90% targets)

DELHI, MIZORAM, WEST BENGAL

Poor:(Below 80% of targets)

MANIPUR, PUNJAB, ANDAMAN AND NICOBAR ISLANDS, CHANDIGARH, DADRA AND NAGAR HAVELI, DAMAN AND DIU, LAKSHADWEEP

* Note: Offtake figures are provisional, subject to confirmation from FCI

Food Security: Targeted Public Distribution System (Only BPL)

Off take

% Achievement of Target
During April-July, 2010

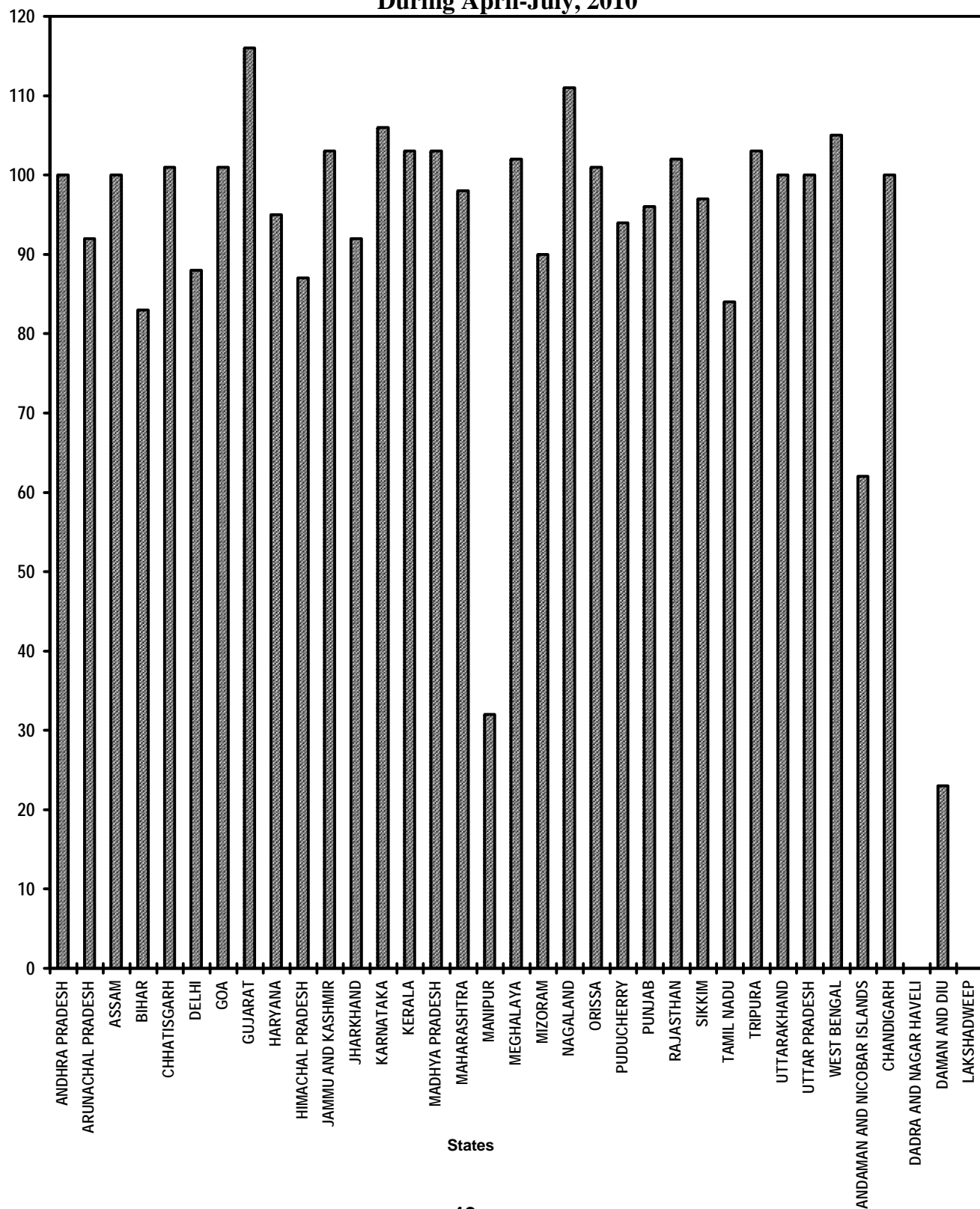


Table - 6(C)

Food Security - Targeted Public Distribution System (Only BPL)

Sl. No.	State/UT Name	Allocation of Food		Percentage of offtake w.r.t. Allocation of Food Grains
		Grains (Tonnes) April,2010- July,2010	Off take* (Tonnes) April,2010- July,2010	
(1)	(2)	(3)	(4)	(5)
1	ANDHRA PRADESH	3,50,696	3,51,397	100
2	ARUNACHAL PRADESH	8,508	7,858	92
3	ASSAM	1,58,408	1,58,102	100
4	BIHAR	5,65,660	4,68,787	83
5	CHHATISGARH	1,61,896	1,62,978	101
6	DELHI	36,232	32,044	88
7	GOA	1,820	1,847	101
8	GUJARAT	1,72,056	2,00,381	116
9	HARYANA	69,524	65,776	95
10	HIMACHAL PRADESH	44,380	38,462	87
11	JAMMU AND KASHMIR	67,232	69,106	103
12	JHARKHAND	2,06,653	1,90,922	92
13	KARNATAKA	2,70,128	2,87,151	106
14	KERALA	1,34,116	1,38,739	103
15	MADHYA PRADESH	3,56,072	3,66,048	103
16	MAHARASHTRA	5,69,808	5,60,663	98
17	MANIPUR	14,336	4,563	32
18	MEGHALAYA	15,792	16,092	102
19	MIZORAM	5,880	5,280	90
20	NAGALAND	10,704	11,833	111
21	ORISSA	3,88,524	3,90,927	101
22	PUDUCHERRY	7,188	6,752	94
23	PUNJAB	40,392	38,735	96
24	RAJASTHAN	2,09,844	2,14,276	102
25	SIKKIM	3,768	3,672	97
26	TAMIL NADU	4,19,744	3,52,218	84
27	TRIPURA	25,460	26,213	103
28	UTTARAKHAND	48,552	48,532	100
29	UTTAR PRADESH	9,21,900	9,24,842	100
30	WEST BENGAL	5,17,860	5,42,003	105
31	ANDAMAN AND NICOBAR ISLANDS	1,780	1,102	62
32	CHANDIGARH	1,252	1,252	100
33	DADRA AND NAGAR HAVELI	1,676	0	0
34	DAMAN AND DIU	348	81	23
35	LAKSHADWEEP	252	0	0
Grand Total		58,08,441	56,88,634	98

Very Good:(90% or above of targets)

ANDHRA PRADESH, ARUNACHAL PRADESH, ASSAM, CHHATISGARH, GOA, GUJARAT, HARYANA, JAMMU AND KASHMIR, JHARKHAND, KARNATAKA, KERALA, MADHYA PRADESH, MAHARASHTRA, MEGHALAYA, MIZORAM, NAGALAND, ORISSA, PUDUCHERRY, PUNJAB, RAJASTHAN, SIKKIM, TRIPURA, UTTARAKHAND, UTTAR PRADESH, WEST BENGAL, CHANDIGARH

Good:(Between 80% to 90% targets)

BIHAR, DELHI, HIMACHAL PRADESH, TAMIL NADU

Poor:(Below 80% of targets)

MANIPUR, ANDAMAN AND NICOBAR ISLANDS, DADRA AND NAGAR HAVELI, DAMAN AND DIU, LAKSHADWEEP

* Note: Offtake figures are provisional, subject to confirmation from FCI

Rural Housing - Indira Awaas Yojana

Houses constructed

% Achievement of Target

During April-July, 2010

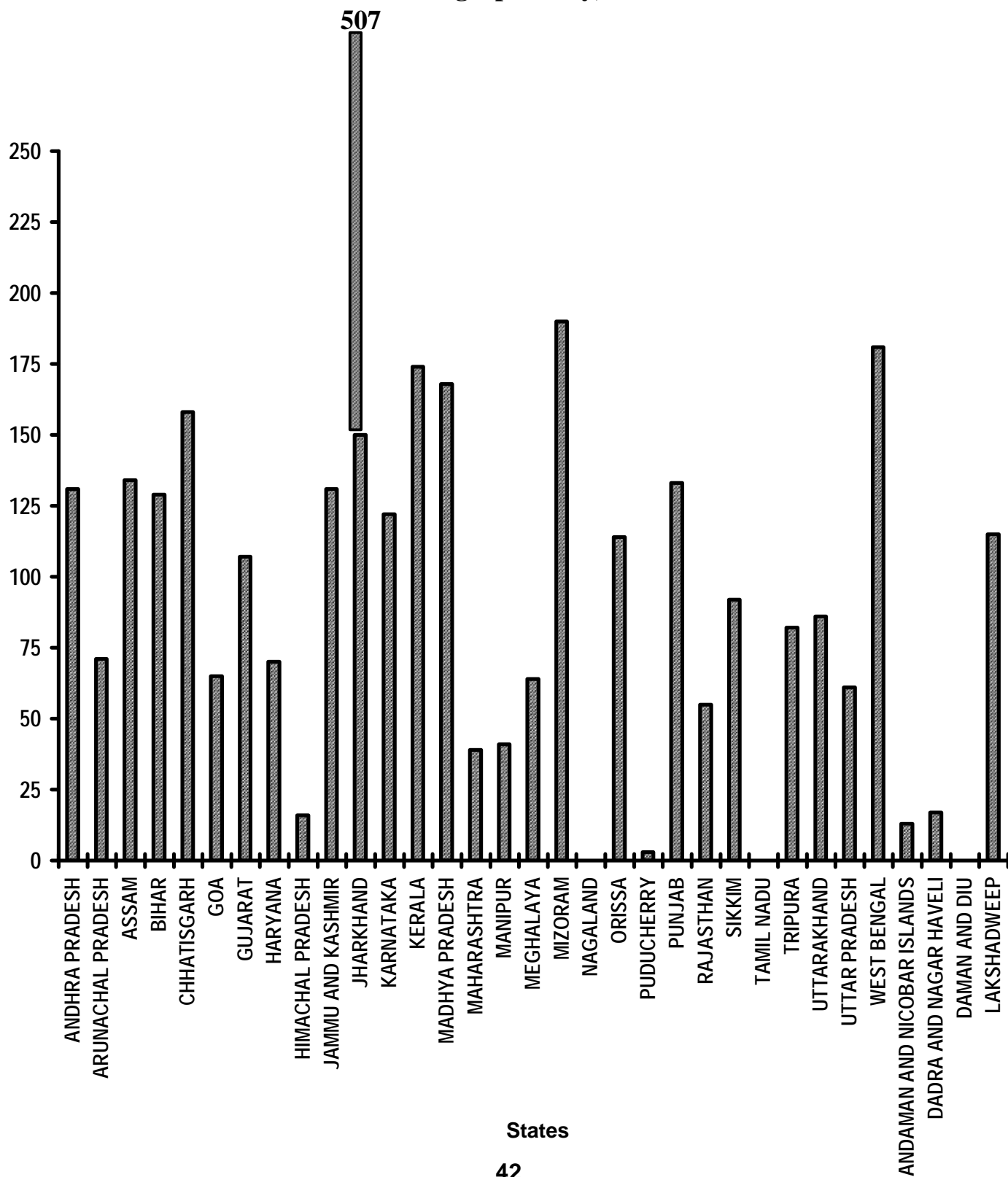


Table - 7

Rural Housing - Indira Awaas Yojana
Houses constructed
 (Unit: Number)

Sl. No.	State/UT Name	Target		Achievement April,2010-July,2010	Percent Achievement April,2010-July,2010
		2010-2011	April,2010-July,2010		
(1)	(2)	(3)	(4)		(5)/(4)
1	ANDHRA PRADESH	2,57,104	42,850	55,949	131
2	ARUNACHAL PRADESH	7,726	1,289	920 *	71
3	ASSAM	1,70,849	28,475	38,032	134
4	BIHAR	7,58,904	1,26,485	1,62,863	129
5	CHHATISGARH	39,759	6,626	10,495	158
6	GOA	1,584	265	172	65
7	GUJARAT	1,26,090	21,015	22,581	107
8	HARYANA	17,703	2,950	2,072	70
9	HIMACHAL PRADESH	5,793	965	156	16
10	JAMMU AND KASHMIR	17,995	3,000	3,943	131
11	JHARKHAND	67,691	11,281	57,250	507
12	KARNATAKA	99,055	16,510	20,133	122
13	KERALA	55,084	9,180	15,975	174
14	MADHYA PRADESH	79,073	13,180	22,088	168
15	MAHARASHTRA	1,55,052	25,841	10,090	39
16	MANIPUR	6,707	1,119	458 *	41
17	MEGHALAYA	11,681	1,946	1,239	64
18	MIZORAM	2,489	415	789	190
19	NAGALAND	7,730	1,289	0	0
20	ORISSA	1,49,100	24,850	28,252	114
21	PUDUCHERRY	1,218	204	6	3
22	PUNJAB	21,893	3,650	4,837	133
23	RAJASTHAN	63,362	10,560	5,799	55
24	SIKKIM	1,478	246	226	92
25	TAMIL NADU	1,02,939	17,156	0	0
26	TRIPURA	15,050	2,509	2,056	82
27	UTTARAKHAND	15,856	2,644	2,263	86
28	UTTAR PRADESH	3,40,868	56,811	34,808	61
29	WEST BENGAL	2,05,671	34,279	61,954	181
30	ANDAMAN AND NICOBAR ISLANDS	2,446	409	53	13
31	DADRA AND NAGAR HAVELI	407	69	12	17
32	DAMAN AND DIU	182	30	0	0
33	LAKSHADWEEP	158	26	30	115
Grand Total		28,08,697	4,68,124	5,65,501	121

Very Good:(90% or above of targets)

ANDHRA PRADESH, ASSAM, BIHAR, CHHATISGARH, GUJARAT, JAMMU AND KASHMIR, JHARKHAND, KARNATAKA, KERALA, MADHYA PRADESH, MIZORAM, ORISSA, PUNJAB, SIKKIM, WEST BENGAL, LAKSHADWEEP

Good:(Between 80% to 90% targets)

TRIPURA, UTTARAKHAND

Poor:(Below 80% of targets)

ARUNACHAL PRADESH, GOA, HARYANA, HIMACHAL PRADESH, MAHARASHTRA, MANIPUR, MEGHALAYA, NAGALAND, PUDUCHERRY, RAJASTHAN, TAMIL NADU, UTTAR PRADESH, ANDAMAN AND NICOBAR ISLANDS, DADRA AND NAGAR HAVELI, DAMAN AND DIU

* Figures furnished by M/o Rural Development.

EWS/LIG Houses in Urban Areas

Houses constructed

% Achievement of Target

During April-July, 2010

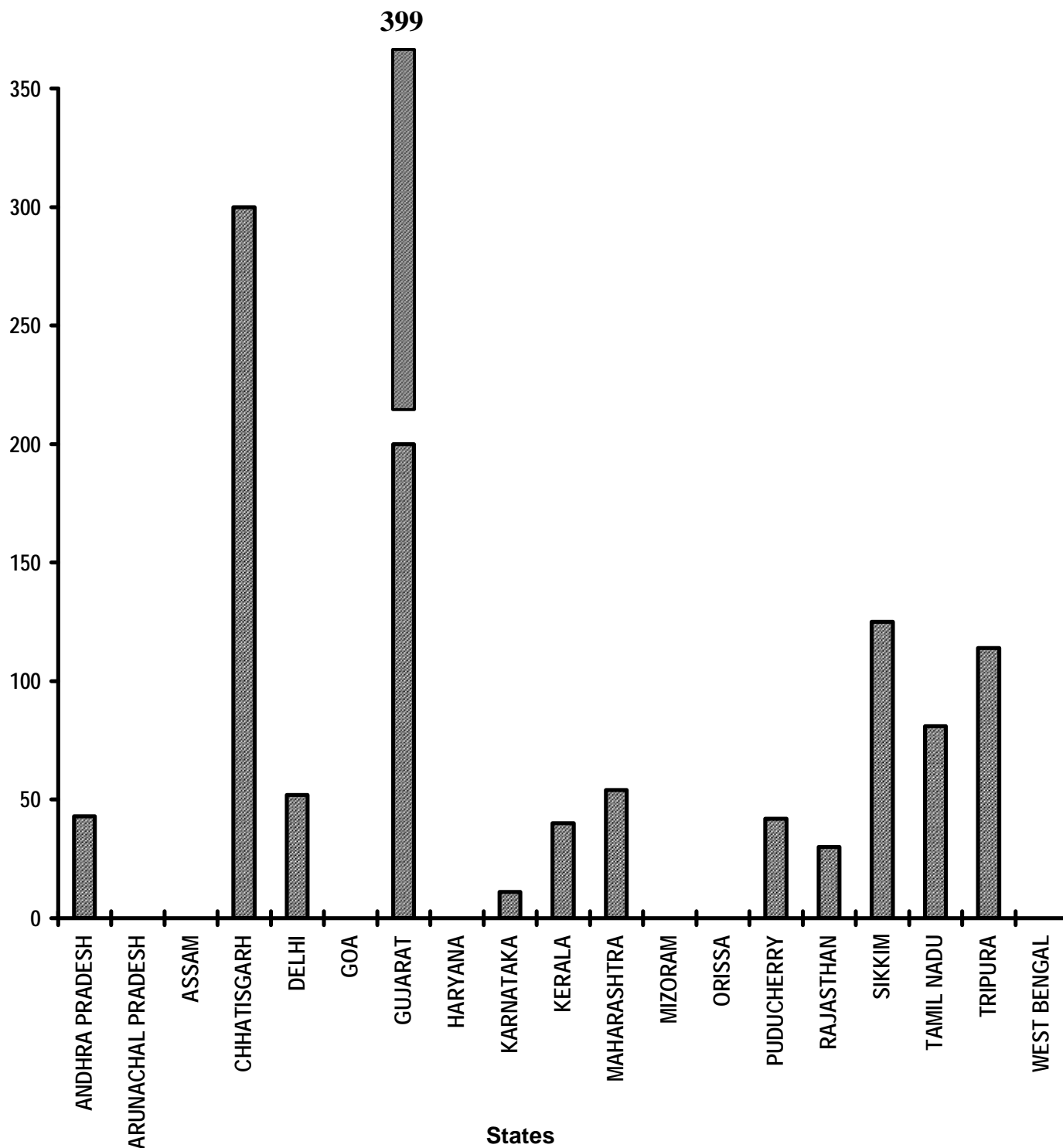


Table - 8

EWS/LIG Houses in Urban Areas
Houses constructed
(Unit: Number)

Sl. No.	State/UT Name	Target *		Achievement April,2010-July,2010	Percent Achievement April,2010-July,2010
		2010-2011	April,2010-July,2010		
(1)	(2)	(3)	(4)	(5)	(5)/(4)
1	ANDHRA PRADESH	90,000	30,000	12,766	43
2	ARUNACHAL PRADESH	100	33	0	0
3	ASSAM	293	96	0	0
4	CHHATISGARH	10,000	3,333	10,000	300
5	DELHI	6,896	2,298	1,200	52
6	GOA	130	42	0	0
7	GUJARAT	10,000	3,333	13,294	399
8	HARYANA	701	233	0	0
9	KARNATAKA	10,000	3,332	378	11
10	KERALA	2,200	732	294	40
11	MAHARASHTRA	14,033	4,676	2,525	54
12	MIZORAM	1,512	504	0	0
13	ORISSA	208	69	0	0
14	PUDUCHERRY	233	76	32	42
15	RAJASTHAN	2,288	760	227	30
16	SIKKIM	25	8	10	125
17	TAMIL NADU	10,000	3,333	2,688	81
18	TRIPURA	456	152	173	114
19	WEST BENGAL	632	208	0	0
Grand Total		1,59,707	53,218	43,587	82

Very Good:(90% or above of targets)

CHHATISGARH, GUJARAT, SIKKIM, TRIPURA

Good:(Between 80% to 90% targets)

TAMIL NADU

Poor:(Below 80% of targets)

ANDHRA PRADESH, ARUNACHAL PRADESH, ASSAM, DELHI, GOA, HARYANA, KARNATAKA, KERALA, MAHARASHTRA, MIZORAM, ORISSA, PUDUCHERRY, RAJASTHAN, WEST BENGAL

* Since the target for 2010-11 have not been received from the concerned Nodal Ministry, the target for the year 2009-10 has been repeated provisionally.

Rural Areas - Accelerated Rural Water Supply Programme

Habitations covered (NC and PC)

% Achievement of Target

During April-July, 2010

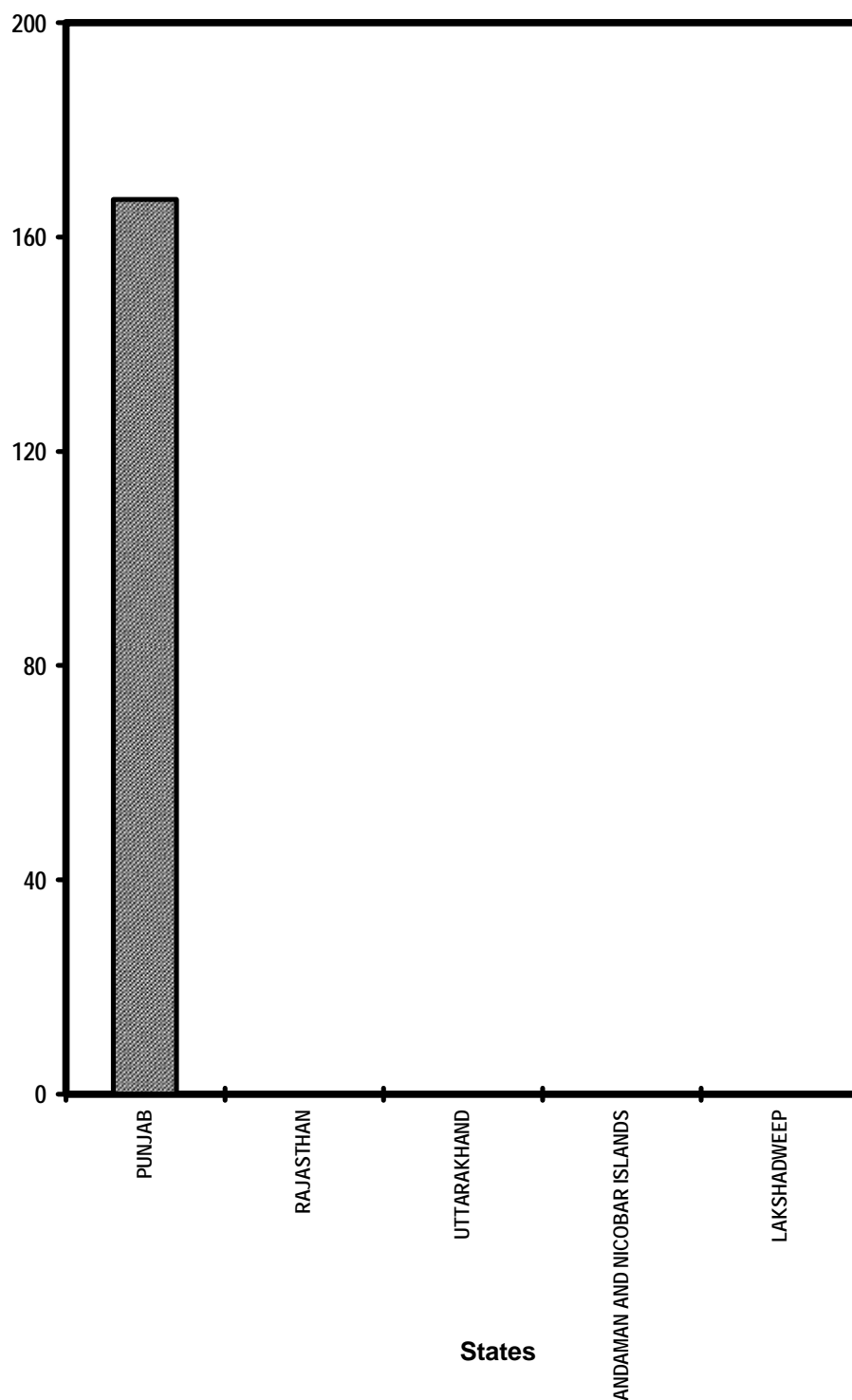


Table - 9(A)

Rural Areas - Accelerated Rural Water Supply Programme
Habitations covered (NC and PC)
 (Unit: Number)

Sl. No. State/UT Name		Target		Achievement	Percent
		2010-2011	April,2010- July,2010	April,2010- July,2010	Achievement April,2010- July,2010
(1)	(2)	(3)	(4)	(5)	(5)/(4)
1	PUNJAB	16	3	5	167
2	RAJASTHAN	316	53	0	0
3	UTTARAKHAND	26	4	0	0
4	ANDAMAN AND NICOBAR ISLANDS	8	1	0	0
5	LAKSHADWEEP	10	1	0	0
Grand Total		376	62	5	8

Very Good:(90% or above of targets)

PUNJAB

Poor:(Below 80% of targets)

RAJASTHAN, UTTARAKHAND, ANDAMAN AND NICOBAR ISLANDS, LAKSHADWEEP

Rural Areas - Accelerated Rural Water Supply Programme

Slipped back habitations and habitations with water quality problems addressed-ARWSP

% Achievement of Target
During April-July, 2010

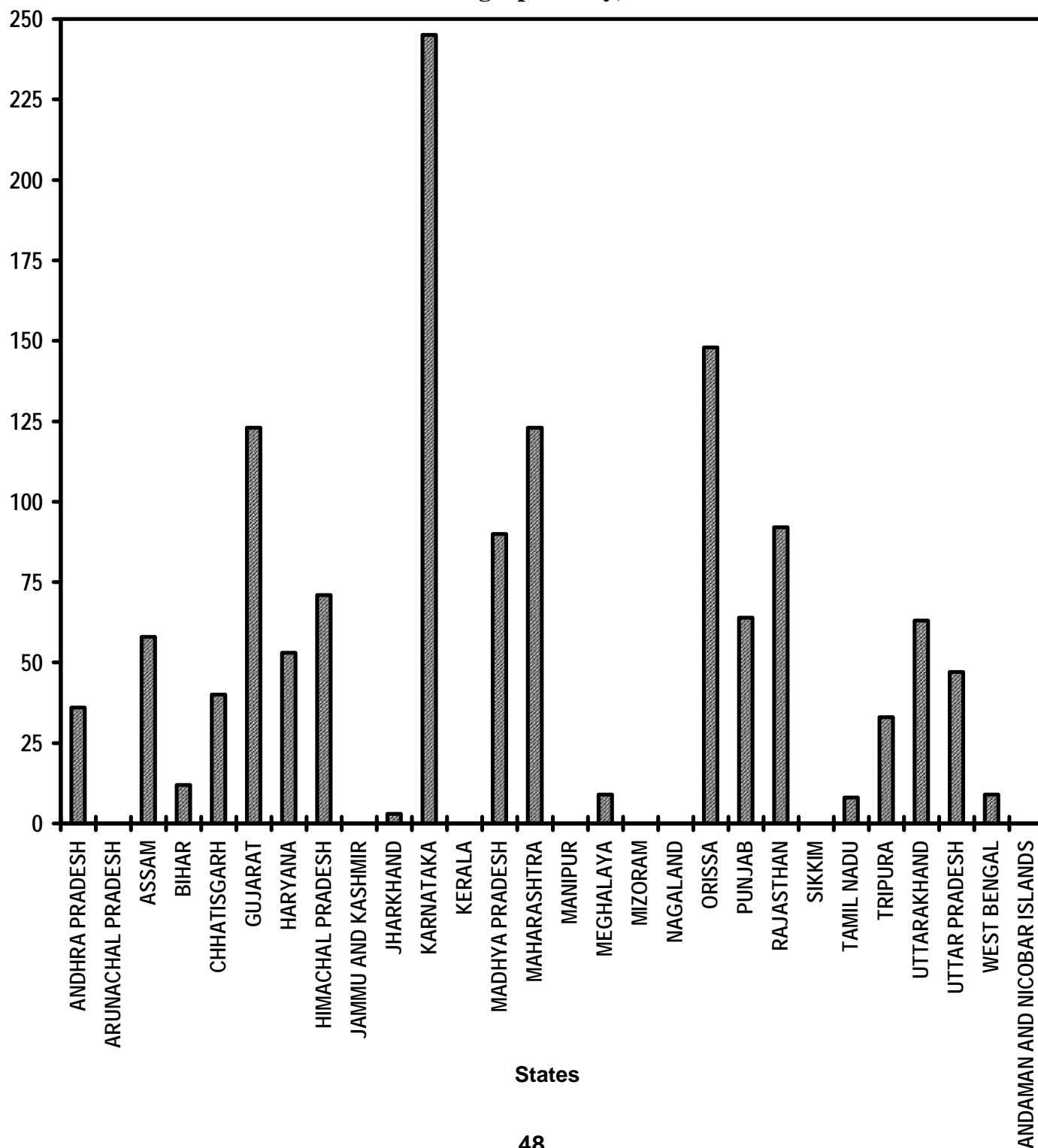


Table - 9(B)

Rural Areas - Accelerated Rural Water Supply Programme
Slipped back habitations and habitations with water quality problems addressed-ARWSP
 (Unit: Number)

Sl. No.	State/UT Name	Target		Achievement April,2010-July,2010	Percent Achievement April,2010-July,2010
		2010-2011	April,2010-July,2010		
(1)	(2)	(3)	(4)	(5)	(5)/(4)
1	ANDHRA PRADESH	6,673	1,112	400	36
2	ARUNACHAL PRADESH	534	88	0	0
3	ASSAM	8,157	1,359	792	58
4	BIHAR	18,749	3,125	387	12
5	CHHATISGARH	9,948	1,658	655	40
6	GUJARAT	1,100	183	226	123
7	HARYANA	1,007	168	89	53
8	HIMACHAL PRADESH	5,000	833	594	71
9	JAMMU AND KASHMIR	962	160	0	0
10	JHARKHAND	1,099	183	6	3
11	KARNATAKA	8,750	1,458	3,575	245
12	KERALA	744	123	0	0
13	MADHYA PRADESH	13,300	2,216	1,993	90
14	MAHARASHTRA	9,745	1,624	2,005	123
15	MANIPUR	330	55	0	0
16	MEGHALAYA	840	140	12	9
17	MIZORAM	124	19	0	0
18	NAGALAND	105	18	0	0
19	ORISSA	5,494	915	1,353	148
20	PUNJAB	2,007	334	214	64
21	RAJASTHAN	7,448	1,241	1,136	92
22	SIKKIM	175	29	0	0
23	TAMIL NADU	8,009	1,335	112	8
24	TRIPURA	825	138	46	33
25	UTTARAKHAND	1,539	256	162	63
26	UTTAR PRADESH	2,142	357	168	47
27	WEST BENGAL	6,630	1,105	96	9
28	ANDAMAN AND NICOBAR ISLANDS	-	-	0	-
Grand Total		1,21,436	20,232	14,021	69

Very Good:(90% or above of targets)

GUJARAT, KARNATAKA, MADHYA PRADESH, MAHARASHTRA, ORISSA, RAJASTHAN

Poor:(Below 80% of targets)

ANDHRA PRADESH, ARUNACHAL PRADESH, ASSAM, BIHAR, CHHATISGARH, HARYANA, HIMACHAL PRADESH, JAMMU AND KASHMIR, JHARKHAND, KERALA, MANIPUR, MEGHALAYA, MIZORAM, NAGALAND, PUNJAB, SIKKIM, TAMIL NADU, TRIPURA, UTTARAKHAND, UTTAR PRADESH, WEST BENGAL

Table - 10

Sanitation Programme in Rural Areas
(Unit: Number)

		Individual Household latrines constructed (Number) April,2010- July,2010
Sl. No.	State/UT Name	
(1)	(2)	(3)
1	ANDHRA PRADESH	1,66,834
2	ARUNACHAL PRADESH	15,046
3	ASSAM	1,08,609
4	BIHAR	4,55,632
5	CHHATISGARH	81,518
6	DELHI	0
7	GOA	0
8	GUJARAT	1,14,631
9	HARYANA	35,299
10	HIMACHAL PRADESH	29,412
11	JAMMU AND KASHMIR	2,562
12	JHARKHAND	1,20,852
13	KARNATAKA	2,79,358
14	KERALA	1,122
15	MADHYA PRADESH	3,25,593
16	MAHARASHTRA	93,822
17	MANIPUR	11,608
18	MEGHALAYA	8,020
19	MIZORAM	1,611
20	NAGALAND	10,569
21	ORISSA	4,18,393
22	PUDUCHERRY	10
23	PUNJAB	42,564
24	RAJASTHAN	2,51,533
25	SIKKIM	0
26	TAMIL NADU	1,59,494
27	TRIPURA	17,291
28	UTTARAKHAND	28,517
29	UTTAR PRADESH	3,93,708
30	WEST BENGAL	1,66,461
31	ANDAMAN AND NICOBAR ISLANDS	0
32	CHANDIGARH	0
33	DADRA AND NAGAR HAVELI	0
34	DAMAN AND DIU	0
35	LAKSHADWEEP	0
Grand Total		33,40,069

Table - 11

Institutional Delivery
(Unit: Number)

		Delivery in institutions (Number) April,2010- July,2010
Sl. No.	State/UT Name	
(1)	(2)	(3)
1	ANDHRA PRADESH	4,68,922
2	ARUNACHAL PRADESH	2,535
3	ASSAM	1,03,077
4	BIHAR	2,38,304
5	CHHATISGARH	34,197
6	DELHI	70,561
7	GOA	6,471
8	GUJARAT	3,06,130
9	HARYANA	58,121
10	HIMACHAL PRADESH	18,408
11	JAMMU AND KASHMIR	42,565
12	JHARKHAND	92,920
13	KARNATAKA	2,74,386
14	KERALA	1,65,996
15	MADHYA PRADESH	3,51,298
16	MAHARASHTRA	3,50,607
17	MANIPUR	5,273
18	MEGHALAYA	7,430
19	MIZORAM	0
20	NAGALAND	0
21	ORISSA	1,75,317
22	PUDUCHERRY	14,705
23	PUNJAB	74,621
24	RAJASTHAN	3,65,093
25	SIKKIM	1,974
26	TAMIL NADU	3,58,255
27	TRIPURA	5,745
28	UTTARAKHAND	23,063
29	UTTAR PRADESH	6,85,610
30	WEST BENGAL	0
31	ANDAMAN AND NICOBAR ISLANDS	1,684
32	CHANDIGARH	5,677
33	DADRA AND NAGAR HAVELI	842
34	DAMAN AND DIU	837
35	LAKSHADWEEP	194
Grand Total		43,10,818

SC Families Assisted

% Achievement of Target

During April-July, 2010

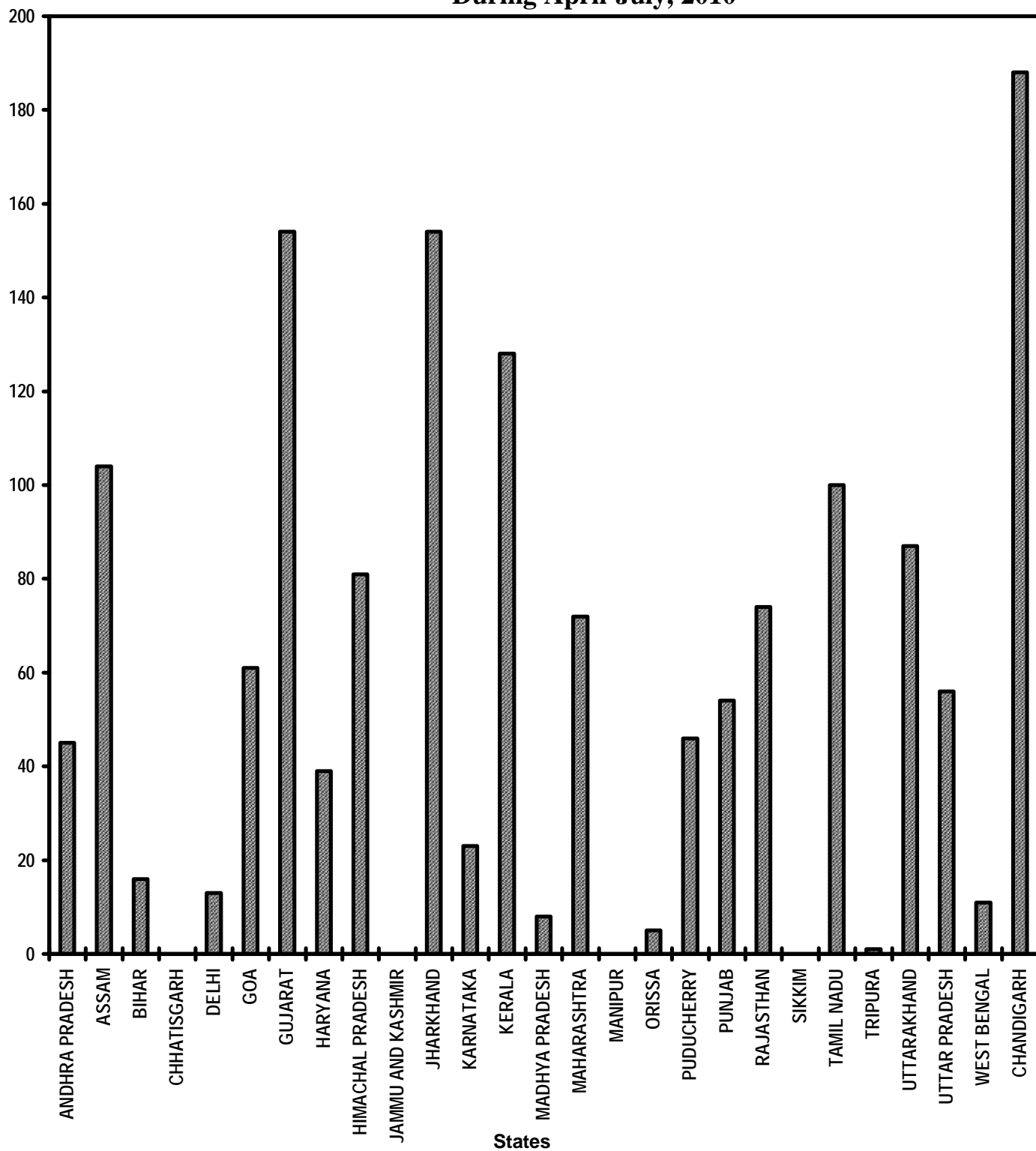


Table - 12

SC Families Assisted
(Unit: Number)

Sl. No.	State/UT Name	Target *		Achievement April,2010-July,2010	Percent Achievement April,2010-July,2010
		2010-2011	April,2010-July,2010		
(1)	(2)	(3)	(4)	(5)	(5)/(4)
1	ANDHRA PRADESH	4,50,000	1,50,000	67,678	45
2	ASSAM	44,000	14,664	15,300	104
3	BIHAR	2,55,000	85,000	13,425	16
4	CHHATISGARH	3,75,000	1,25,000	47	0
5	DELHI	5,000	1,664	216	13
6	GOA	550	180	110	61
7	GUJARAT	1,40,000	46,664	72,045	154
8	HARYANA	88,500	29,500	11,482	39
9	HIMACHAL PRADESH	58,000	19,333	15,566	81
10	JAMMU AND KASHMIR	1,100	364	0	0
11	JHARKHAND	5,50,000	1,83,332	2,82,662	154
12	KARNATAKA	5,00,000	1,66,664	38,182	23
13	KERALA	33,000	11,000	14,088	128
14	MADHYA PRADESH	2,43,000	81,000	6,470	8
15	MAHARASHTRA	1,54,000	51,332	37,112	72
16	MANIPUR	550	180	0	0
17	ORISSA	72,600	24,200	1,293	5
18	PUDUCHERRY	5,000	1,664	760	46
19	PUNJAB	88,000	29,332	15,980	54
20	RAJASTHAN	4,12,000	1,37,332	1,01,331	74
21	SIKKIM	2,200	732	0	0
22	TAMIL NADU	9,00,000	3,00,000	3,00,079	100
23	TRIPURA	22,000	7,332	70	1
24	UTTARAKHAND	7,000	2,332	2,037	87
25	UTTAR PRADESH	2,57,000	85,664	47,584	56
26	WEST BENGAL	1,10,000	36,664	3,986	11
27	CHANDIGARH	700	232	435	188
Grand Total		47,74,200	15,91,361	10,47,938	66

Very Good:(90% or above of targets)

ASSAM, GUJARAT, JHARKHAND, KERALA, TAMIL NADU, CHANDIGARH

Good:(Between 80% to 90% targets)

HIMACHAL PRADESH, UTTARAKHAND

Poor:(Below 80% of targets)

ANDHRA PRADESH, BIHAR, CHHATISGARH, DELHI, GOA, HARYANA, JAMMU AND KASHMIR, KARNATAKA, MADHYA PRADESH, MAHARASHTRA, MANIPUR, ORISSA, PUDUCHERRY, PUNJAB, RAJASTHAN, SIKKIM, TRIPURA, UTTAR PRADESH, WEST BENGAL

* Targets for 2010-11 have not been received from the Ministry of Social Justice & Empowerment for the last three years i.e. for 2008-09 - 2010-11 so the target for the year 2007-08 has been repeated.

Universalization of ICDS Scheme

ICDS Blocks Operational (Cumulative)

% Achievement of Target
During April-July, 2010

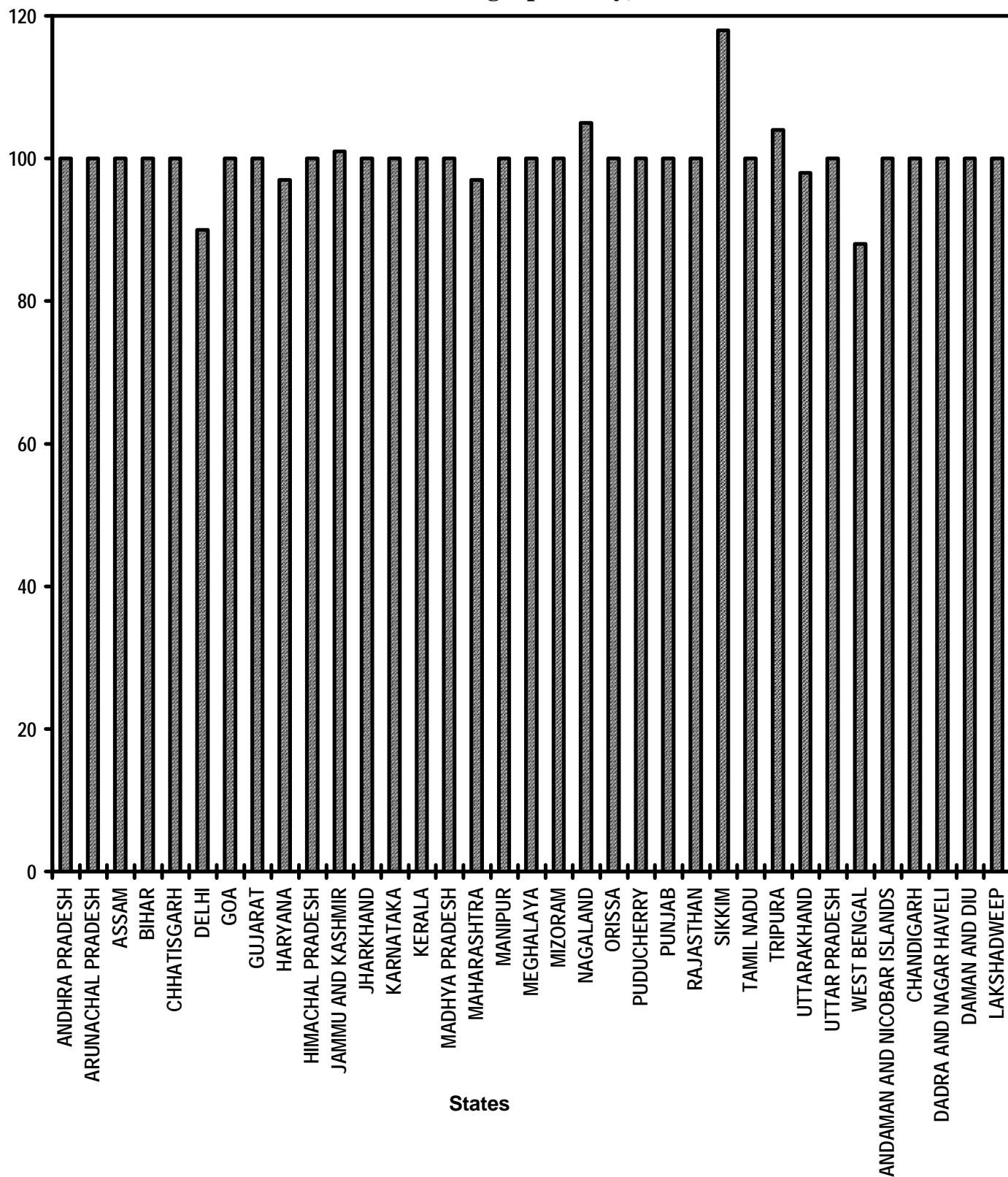


Table - 13

Universalization of ICDS Scheme
ICDS Blocks Operational (Cumulative)
 (Unit: Number)

Sl. No.	State/UT Name	Target		Achievement April,2010-July,2010	Percent Achievement April,2010-July,2010
		2010-2011	April,2010-July,2010		
(1)	(2)	(3)	(4)	(5)	(5)/(4)
1	ANDHRA PRADESH	387	385	385	100
2	ARUNACHAL PRADESH	98	93	93	100
3	ASSAM	231	224	223	100
4	BIHAR	545	544	544	100
5	CHHATISGARH	220	163	163	100
6	DELHI	95	61	55	90
7	GOA	11	11	11	100
8	GUJARAT	336	336	336	100
9	HARYANA	148	141	137	97
10	HIMACHAL PRADESH	78	76	76	100
11	JAMMU AND KASHMIR	140	140	141	101
12	JHARKHAND	204	204	204	100
13	KARNATAKA	185	185	185	100
14	KERALA	258	163	163	100
15	MADHYA PRADESH	453	453	453	100
16	MAHARASHTRA	553	553	538	97
17	MANIPUR	42	42	42	100
18	MEGHALAYA	41	41	41	100
19	MIZORAM	27	27	27	100
20	NAGALAND	59	56	59	105
21	ORISSA	338	326	326	100
22	PUDUCHERRY	5	5	5	100
23	PUNJAB	154	154	154	100
24	RAJASTHAN	304	304	304	100
25	SIKKIM	13	11	13	118
26	TAMIL NADU	434	434	434	100
27	TRIPURA	54	54	56	104
28	UTTARAKHAND	105	101	99	98
29	UTTAR PRADESH	897	897	896	100
30	WEST BENGAL	576	468	414	88
31	ANDAMAN AND NICOBAR ISLANDS	5	5	5	100
32	CHANDIGARH	3	3	3	100
33	DADRA AND NAGAR HAVELI	2	2	2	100
34	DAMAN AND DIU	2	2	2	100
35	LAKSHADWEEP	9	9	9	100
Grand Total		7,012	6,673	6,598	99

Very Good:(90% or above of targets)

ANDHRA PRADESH, ARUNACHAL PRADESH, ASSAM, BIHAR, CHHATISGARH, DELHI, GOA, GUJARAT, HARYANA, HIMACHAL PRADESH, JAMMU AND KASHMIR, JHARKHAND, KARNATAKA, KERALA, MADHYA PRADESH, MAHARASHTRA, MANIPUR, MEGHALAYA, MIZORAM, NAGALAND, ORISSA, PUDUCHERRY, PUNJAB, RAJASTHAN, SIKKIM, TAMIL NADU, TRIPURA, UTTARAKHAND, UTTAR PRADESH, ANDAMAN AND NICOBAR ISLANDS, CHANDIGARH, DADRA AND NAGAR HAVELI, DAMAN AND DIU, LAKSHADWEEP

Good:(Between 80% to 90% targets)

WEST BENGAL

Functional Anganwadis

(Cumulative)

% Achievement of Target

During April-July, 2010

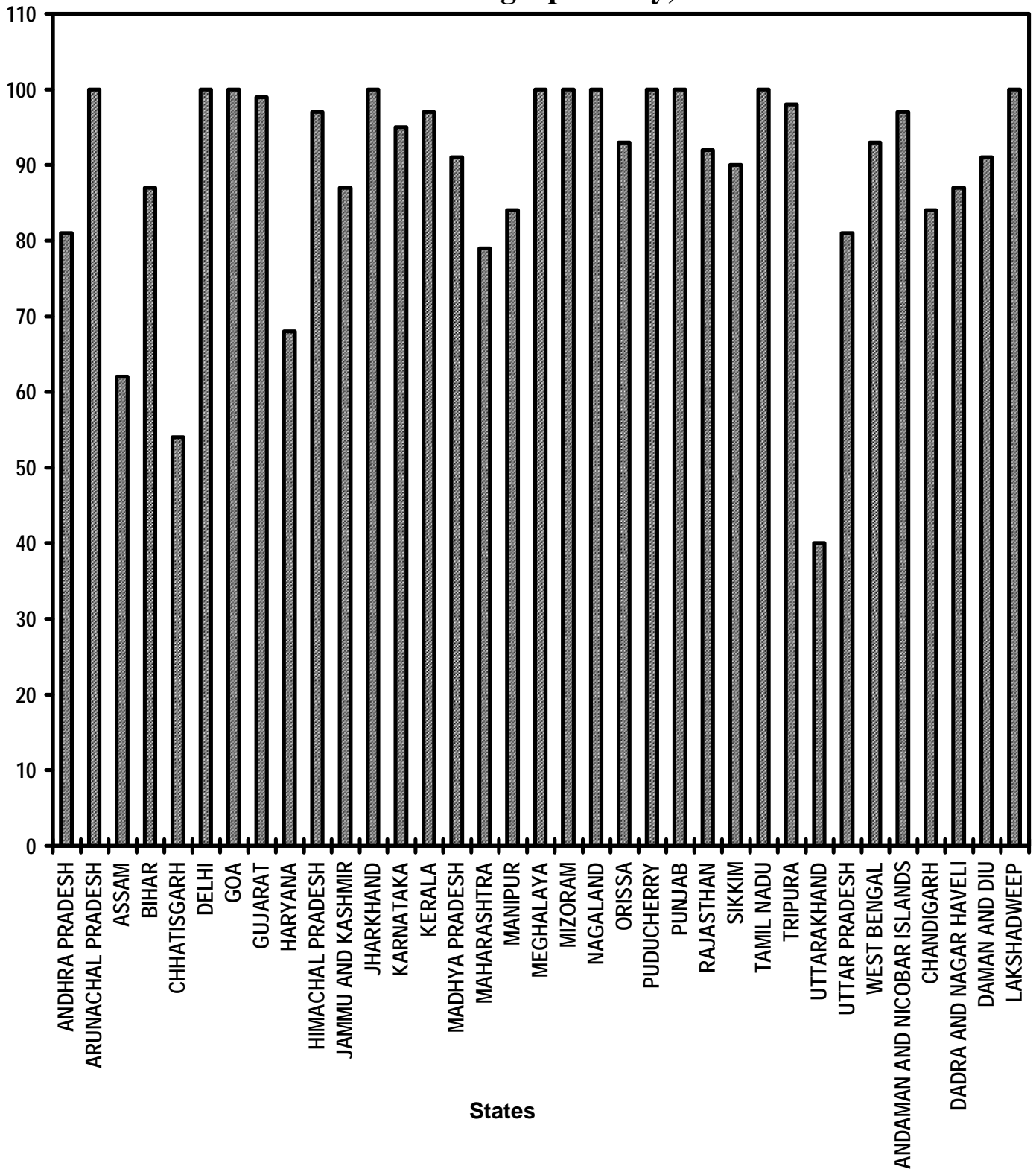


Table - 14

Functional Anganwadis
Anganwadis Functional (Cumulative)
(Unit: Number)

Sl. No.	State/UT Name	Target		Achievement April,2010-July,2010	Percent Achievement April,2010-July,2010
		2010-2011	April,2010-July,2010		
(1)	(2)	(3)	(4)	(5)	(5)/(4)
1	ANDHRA PRADESH	91,307	91,307	73,613	81
2	ARUNACHAL PRADESH	6,225	6,028	6,028	100
3	ASSAM	62,153	59,695	37,082	62
4	BIHAR	91,968	91,968	80,211	87
5	CHHATISGARH	64,390	64,390	34,543	54
6	DELHI	11,150	6,606	6,606	100
7	GOA	1,262	1,212	1,209	100
8	GUJARAT	50,226	48,617	47,956	99
9	HARYANA	25,699	25,699	17,445	68
10	HIMACHAL PRADESH	18,925	18,925	18,322	97
11	JAMMU AND KASHMIR	28,577	28,577	24,926	87
12	JHARKHAND	38,186	38,186	38,036	100
13	KARNATAKA	63,377	63,377	59,907	95
14	KERALA	33,115	33,115	32,223	97
15	MADHYA PRADESH	90,999	90,999	83,194	91
16	MAHARASHTRA	1,10,486	1,10,486	87,644	79
17	MANIPUR	11,510	11,510	9,654	84
18	MEGHALAYA	5,115	5,115	5,103	100
19	MIZORAM	1,980	1,980	1,980	100
20	NAGALAND	3,455	3,455	3,455	100
21	ORISSA	72,873	71,134	65,809	93
22	PUDUCHERRY	788	788	788	100
23	PUNJAB	26,656	26,656	26,656	100
24	RAJASTHAN	61,119	61,119	56,181	92
25	SIKKIM	1,233	1,233	1,113	90
26	TAMIL NADU	54,439	54,439	54,439	100
27	TRIPURA	9,878	9,878	9,641	98
28	UTTARAKHAND	23,159	23,159	9,209	40
29	UTTAR PRADESH	1,87,517	1,87,517	1,52,672	81
30	WEST BENGAL	1,17,170	1,17,170	1,08,961	93
31	ANDAMAN AND NICOBAR ISLANDS	720	720	696	97
32	CHANDIGARH	500	500	420	84
33	DADRA AND NAGAR HAVELI	253	253	219	87
34	DAMAN AND DIU	107	107	97	91
35	LAKSHADWEEP	107	107	107	100
Grand Total		13,66,624	13,56,027	11,56,145	85

Very Good:(90% or above of targets)

ARUNACHAL PRADESH, DELHI, GOA, GUJARAT, HIMACHAL PRADESH, JHARKHAND, KARNATAKA, KERALA, MADHYA PRADESH, MEGHALAYA, MIZORAM, NAGALAND, ORISSA, PUDUCHERRY, PUNJAB, RAJASTHAN, SIKKIM, TAMIL NADU, TRIPURA, WEST BENGAL, ANDAMAN AND NICOBAR ISLANDS, DAMAN AND DIU, LAKSHADWEEP

Good:(Between 80% to 90% targets)

ANDHRA PRADESH, BIHAR, JAMMU AND KASHMIR, MANIPUR, UTTAR PRADESH, CHANDIGARH, DADRA AND NAGAR HAVELI

Poor:(Below 80% of targets)

ASSAM, CHHATISGARH, HARYANA, MAHARASHTRA, UTTARAKHAND

No. of Urban poor families assisted under Seven Point Charter

Poor Families Assisted

% Achievement of Target
During April-July, 2010

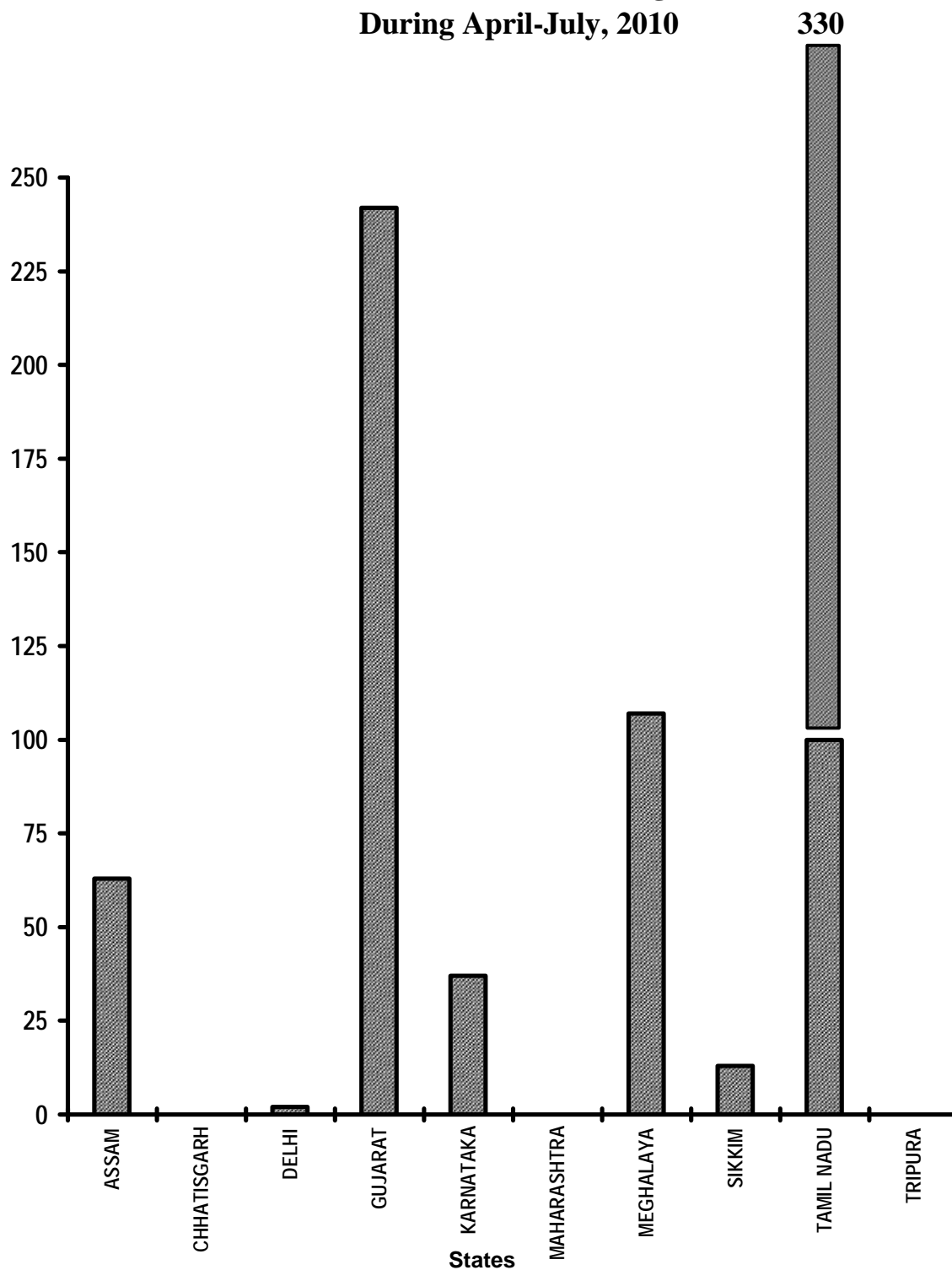


Table - 15

No. of Urban poor families assisted under Seven Point Charter
Poor Families Assisted
 (Unit: Number)

Sl. No.	State/UT Name	Target *		Achievement April,2010-July,2010	Percent Achievement April,2010-July,2010
		2010-2011	April,2010-July,2010		
(1)	(2)	(3)	(4)	(5)	(5)/(4)
1	ASSAM	250	80	50	62
2	CHHATISGARH	25,000	8,333	0	0
3	DELHI	2,000	665	14	2
4	GUJARAT	1,00,000	33,333	80,677	242
5	KARNATAKA	31,594	10,532	3,928	37
6	MAHARASHTRA	50,037	16,677	0	0
7	MEGHALAYA	1,250	416	447	107
8	SIKKIM	1,200	400	50	12
9	TAMIL NADU	20,000	6,664	21,987	330
10	TRIPURA	2,380	793	0	0
Grand Total		2,33,711	77,893	1,07,153	138

Very Good:(90% or above of targets)

GUJARAT, MEGHALAYA, TAMIL NADU

Poor:(Below 80% of targets)

ASSAM, CHHATISGARH, DELHI, KARNATAKA, MAHARASHTRA, SIKKIM, TRIPURA

* Since the target for 2010-11 have not been received from the concerned Nodal Ministry, the target for the year 2009-10 has been repeated provisionally.

Afforestation (Public and Forest Lands)

Area Covered under Plantation

% Achievement of Target
During April-July, 2010

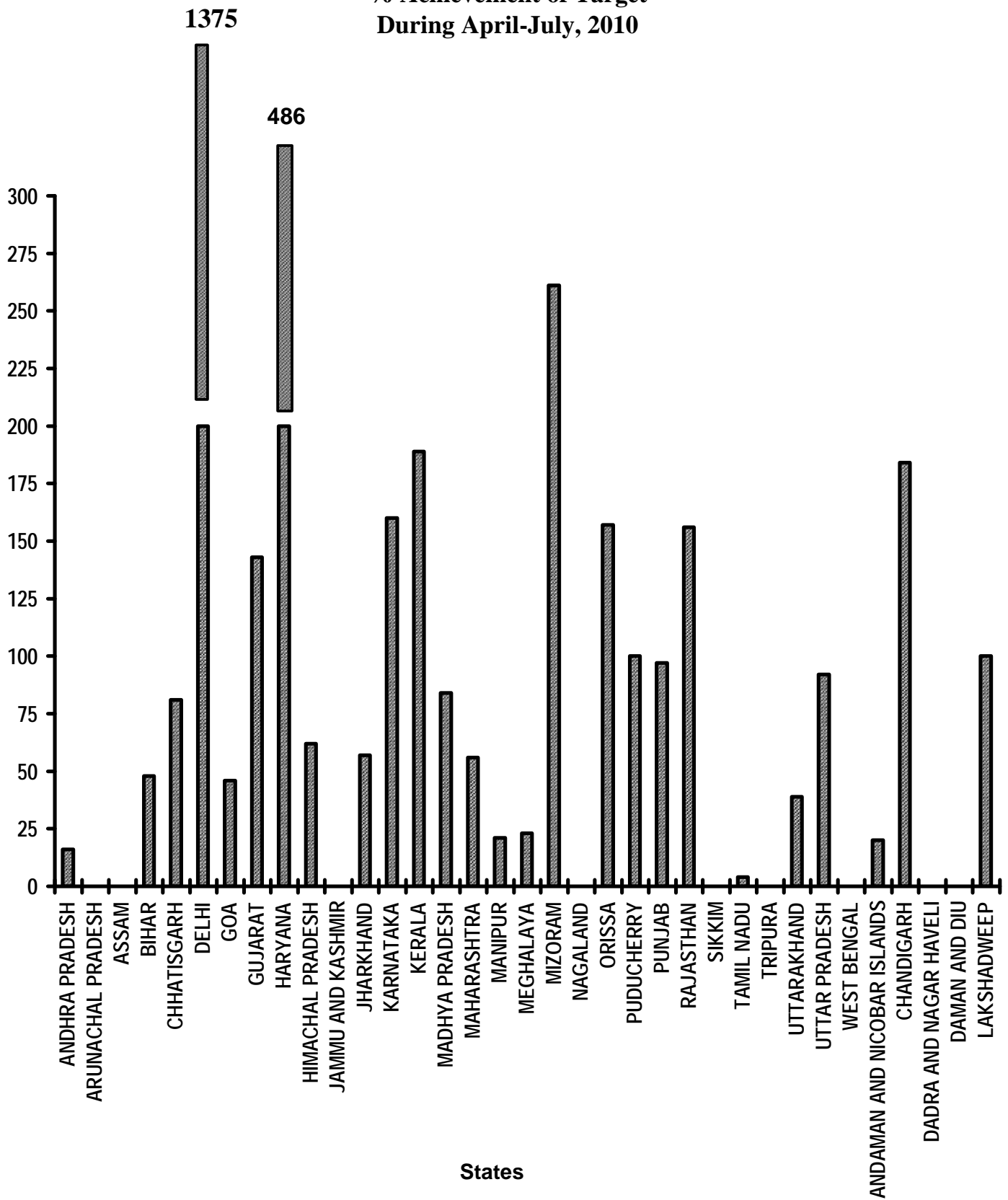


Table - 16(A)

Afforestation (Public and Forest Lands)
Area Covered under Plantation
(Unit: Hectares)

Sl. No.	State/UT Name	Target		Achievement April,2010-July,2010	Percent Achievement April,2010-July,2010
		2010-2011	April,2010-July,2010		
(1)	(2)	(3)	(4)	(5)	(5)/(4)
1	ANDHRA PRADESH	3,40,000	1,13,332	18,445	16
2	ARUNACHAL PRADESH	10,000	3,332	2	0
3	ASSAM	12,000	4,000	0	0
4	BIHAR	27,000	9,000	4,322	48
5	CHHATISGARH	1,00,000	33,332	27,000	81
6	DELHI	100	32	440	1,375
7	GOA	1,000	332	154	46
8	GUJARAT	1,25,000	41,664	59,497	143
9	HARYANA	25,000	8,332	40,465	486
10	HIMACHAL PRADESH	24,000	8,000	4,920	62
11	JAMMU AND KASHMIR	28,000	9,332	0	0
12	JHARKHAND	50,000	16,664	9,573	57
13	KARNATAKA	1,00,000	33,332	53,443	160
14	KERALA	9,000	3,000	5,681	189
15	MADHYA PRADESH	2,70,000	90,000	75,705	84
16	MAHARASHTRA	1,75,000	58,332	32,513	56
17	MANIPUR	10,000	3,333	710	21
18	MEGHALAYA	3,000	1,000	233	23
19	MIZORAM	6,000	2,000	5,217	261
20	NAGALAND	6,000	2,000	0	0
21	ORISSA	1,50,000	50,000	78,283	157
22	PUDUCHERRY	50	16	16	100
23	PUNJAB	7,000	2,332	2,255	97
24	RAJASTHAN	90,000	30,000	46,813	156
25	SIKKIM	5,000	1,664	0	0
26	TAMIL NADU	60,000	20,000	779	4
27	TRIPURA	12,000	4,000	0	0
28	UTTARAKHAND	35,000	11,664	4,580	39
29	UTTAR PRADESH	1,00,000	33,333	30,822	92
30	WEST BENGAL	40,000	13,332	0	0
31	ANDAMAN AND NICOBAR ISLANDS	1,200	400	81	20
32	CHANDIGARH	300	100	184	184
33	DADRA AND NAGAR HAVELI	200	66	0	0
34	DAMAN AND DIU	30	9	0	0
35	LAKSHADWEEP	20	6	6	100
Grand Total		18,21,900	6,07,271	5,02,139	83

Very Good:(90% or above of targets)

DELHI, GUJARAT, HARYANA, KARNATAKA, KERALA, MIZORAM, ORISSA, PUDUCHERRY, PUNJAB, RAJASTHAN, UTTAR PRADESH, CHANDIGARH, LAKSHADWEEP

Good:(Between 80% to 90% targets)

CHHATISGARH, MADHYA PRADESH

Poor:(Below 80% of targets)

ANDHRA PRADESH, ARUNACHAL PRADESH, ASSAM, BIHAR, GOA, HIMACHAL PRADESH, JAMMU AND KASHMIR, JHARKHAND, MAHARASHTRA, MANIPUR, MEGHALAYA, NAGALAND, SIKKIM, TAMIL NADU, TRIPURA, UTTARAKHAND, WEST BENGAL, ANDAMAN AND NICOBAR ISLANDS, DADRA AND NAGAR HAVELI, DAMAN AND DIU

Afforestation (Public and Forest Lands)

Seedlings planted

% Achievement of Target

During April-July, 2010

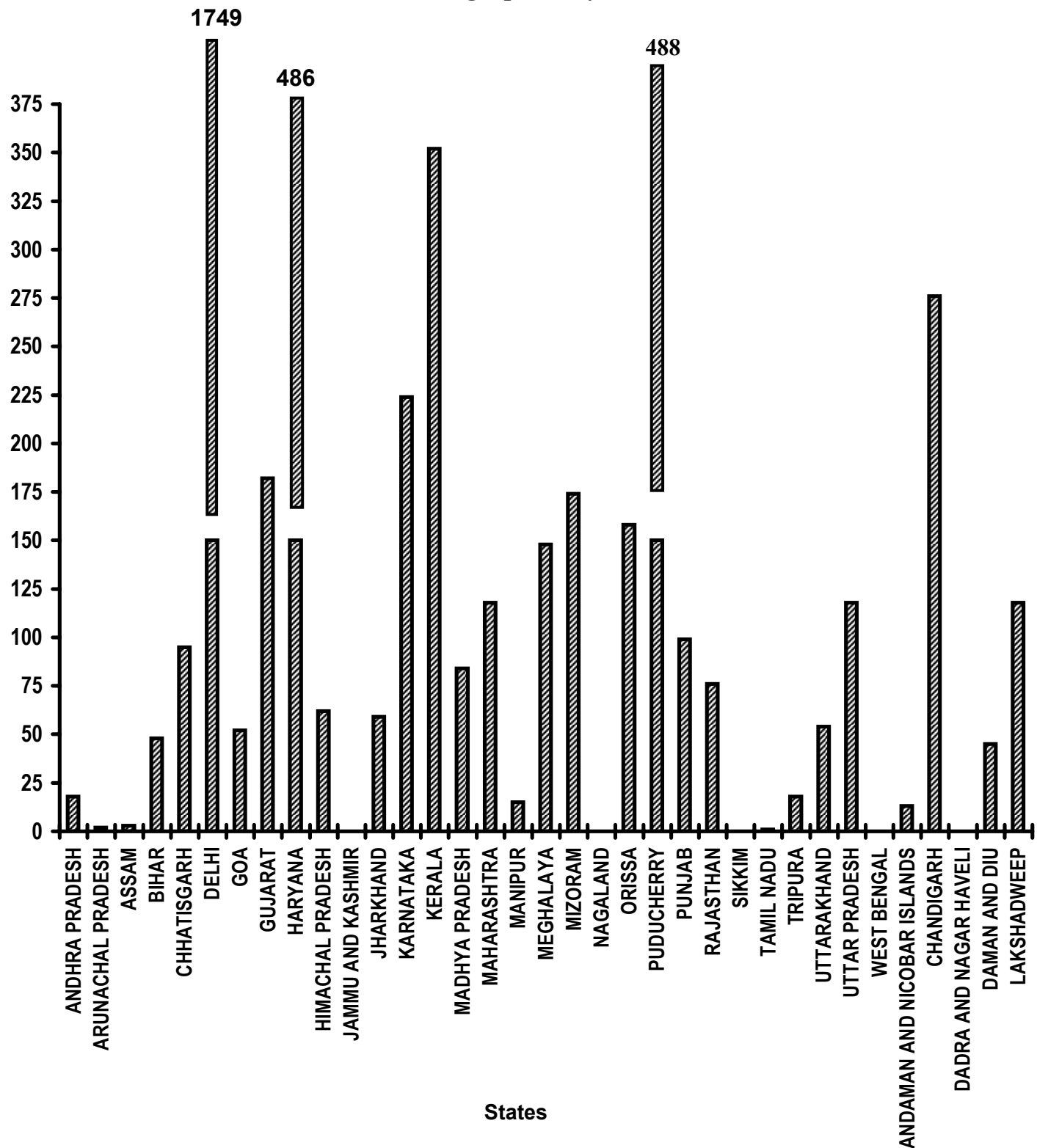


Table - 16(B)

Afforestation (Public and Forest Lands)
Seedlings planted
(Unit: Number)

Sl. No.	State/UT Name	Target		Achievement April,2010-July,2010	Percent Achievement April,2010-July,2010
		2010-2011	April,2010-July,2010		
(1)	(2)	(3)	(4)	(5)	(5)/(4)
1	ANDHRA PRADESH	22,10,00,000	7,36,66,668	1,36,00,000	18
2	ARUNACHAL PRADESH	65,00,000	21,66,668	33,908	2
3	ASSAM	78,00,000	26,00,000	70,000	3
4	BIHAR	1,75,49,000	58,50,000	28,00,000	48
5	CHHATISGARH	6,50,00,000	2,16,66,668	2,05,00,000	95
6	DELHI	65,000	21,668	3,79,000	1,749
7	GOA	6,50,000	2,16,666	1,13,000	52
8	GUJARAT	8,12,50,000	2,70,83,332	4,94,04,000	182
9	HARYANA	1,62,50,000	54,16,668	2,63,02,000	486
10	HIMACHAL PRADESH	1,56,00,000	52,00,000	31,98,000	62
11	JAMMU AND KASHMIR	1,82,00,000	60,66,668	0	0
12	JHARKHAND	3,25,00,000	1,08,33,332	64,34,177	59
13	KARNATAKA	6,50,00,000	2,16,66,668	4,84,45,000	224
14	KERALA	58,50,000	19,50,000	68,72,822	352
15	MADHYA PRADESH	17,55,00,000	5,85,00,000	4,92,08,000	84
16	MAHARASHTRA	11,37,50,000	3,79,16,668	4,47,76,000	118
17	MANIPUR	65,00,000	21,66,666	3,27,900	15
18	MEGHALAYA	19,50,000	6,50,000	9,62,717	148
19	MIZORAM	39,00,000	13,00,000	22,57,000	174
20	NAGALAND	39,00,000	13,00,000	0	0
21	ORISSA	9,75,00,000	3,25,00,000	5,12,79,000	158
22	PUDUCHERRY	33,000	11,000	53,710	488
23	PUNJAB	45,50,000	15,16,668	15,00,000	99
24	RAJASTHAN	5,85,00,000	1,95,00,000	1,47,94,000	76
25	SIKKIM	32,50,000	10,83,332	0	0
26	TAMIL NADU	3,90,00,000	1,30,00,000	1,02,376	1
27	TRIPURA	78,00,000	26,00,000	4,60,000	18
28	UTTARAKHAND	2,27,50,000	75,83,332	41,00,000	54
29	UTTAR PRADESH	6,50,00,000	2,16,66,666	2,56,15,166	118
30	WEST BENGAL	2,60,00,000	86,66,668	0	0
31	ANDAMAN AND NICOBAR ISLANDS	7,80,000	2,60,000	33,303	13
32	CHANDIGARH	1,95,000	65,000	1,79,504	276
33	DADRA AND NAGAR HAVELI	1,30,000	43,333	0	0
34	DAMAN AND DIU	20,000	6,668	3,000	45
35	LAKSHADWEEP	13,000	4,333	5,097	118
Grand Total		1,18,42,35,000	39,47,45,340	37,38,08,680	95

Very Good:(90% or above of targets)

CHHATISGARH, DELHI, GUJARAT, HARYANA, KARNATAKA, KERALA, MAHARASHTRA, MEGHALAYA, MIZORAM, ORISSA, PUDUCHERRY, PUNJAB, UTTAR PRADESH, CHANDIGARH, LAKSHADWEEP

Good:(Between 80% to 90% targets)

MADHYA PRADESH

Poor:(Below 80% of targets)

ANDHRA PRADESH, ARUNACHAL PRADESH, ASSAM, BIHAR, GOA, HIMACHAL PRADESH, JAMMU AND KASHMIR, JHARKHAND, MANIPUR, NAGALAND, RAJASTHAN, SIKKIM, TAMIL NADU, TRIPURA, UTTARAKHAND, WEST BENGAL, ANDAMAN AND NICOBAR ISLANDS, DADRA AND NAGAR HAVELI, DAMAN AND DIU

Rural Roads - PMGSY

Length of Road Constructed

% Achievement of Target

During April-July, 2010

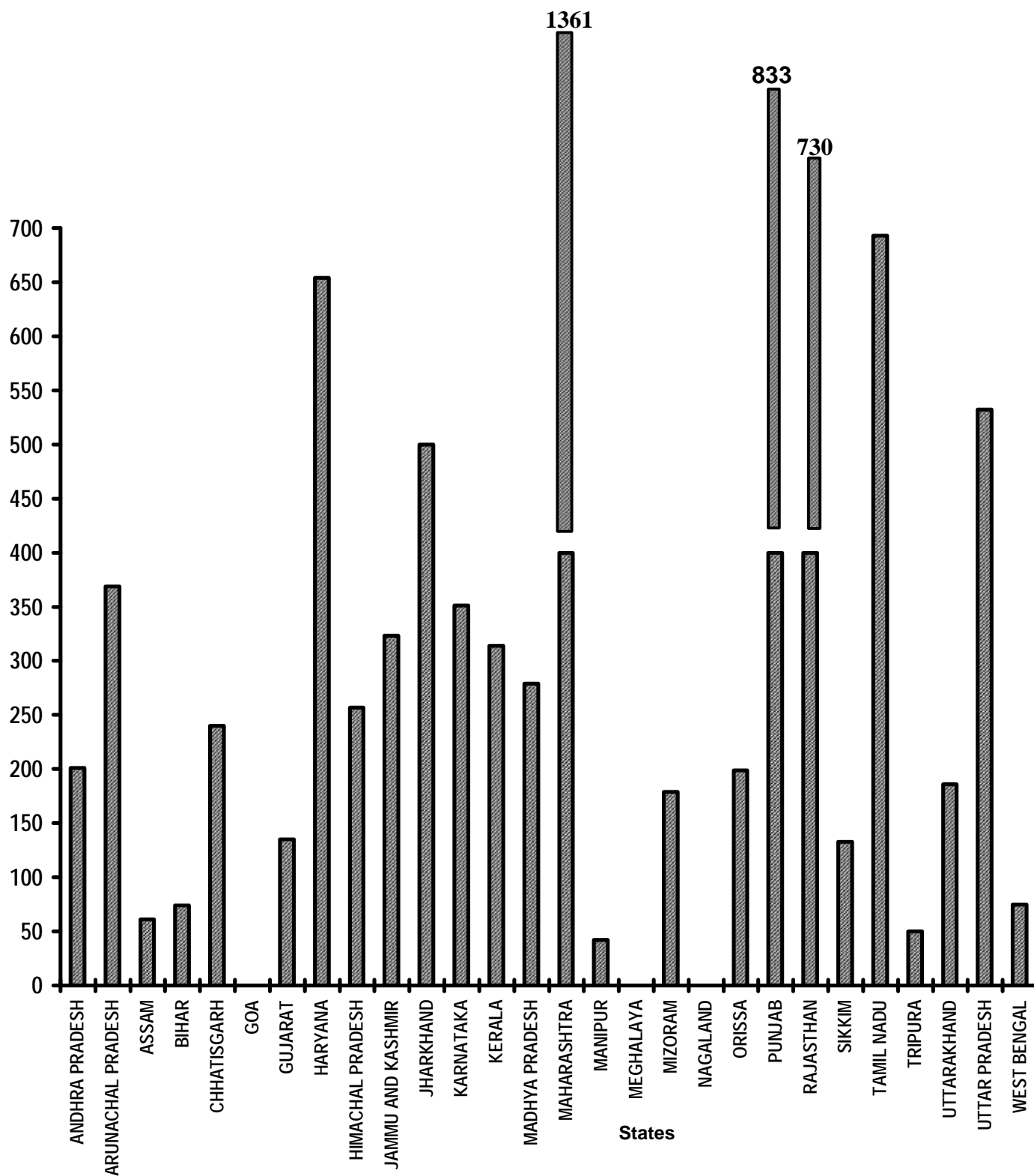


Table - 17

Rural Roads - PMGSY
Length of Road Constructed
(Unit: Kilometer)

Sl. No.	State/UT Name	Target		Achievement April,2010-July,2010	Percent Achievement April,2010-July,2010
		2010-2011	April,2010-July,2010		
(1)	(2)	(3)	(4)	(5)	(5)/(4)
1	ANDHRA PRADESH	1,975	362	728	201
2	ARUNACHAL PRADESH	178	32	118	369
3	ASSAM	1,877	345	210	61
4	BIHAR	5,344	980	726	74
5	CHHATISGARH	1,820	333	798	240
6	GOA	-	-	0	-
7	GUJARAT	597	110	149	135
8	HARYANA	150	28	183	654
9	HIMACHAL PRADESH	594	109	280	257
10	JAMMU AND KASHMIR	366	66	213	323
11	JHARKHAND	1,482	271	1,354	500
12	KARNATAKA	1,000	184	646	351
13	KERALA	157	29	91	314
14	MADHYA PRADESH	4,622	847	2,363	279
15	MAHARASHTRA	592	109	1,484	1,361
16	MANIPUR	517	95	40	42
17	MEGHALAYA	64	12	0	0
18	MIZORAM	212	39	70	179
19	NAGALAND	171	32	0	0
20	ORISSA	4,327	793	1,581	199
21	PUNJAB	365 *	64	533	833
22	RAJASTHAN	1,005	184	1,344	730
23	SIKKIM	147	27	36	133
24	TAMIL NADU	1,020	187	1,295	693
25	TRIPURA	609	112	56	50
26	UTTARAKHAND	320	59	110	186
27	UTTAR PRADESH	2,707	496	2,641	532
28	WEST BENGAL	2,237	409	306	75
Grand Total		34,455	6,314	17,355	275

Very Good:(90% or above of targets)

ANDHRA PRADESH, ARUNACHAL PRADESH, CHHATISGARH, GUJARAT, HARYANA, HIMACHAL PRADESH, JAMMU AND KASHMIR, JHARKHAND, KARNATAKA, KERALA, MADHYA PRADESH, MAHARASHTRA, MIZORAM, ORISSA, PUNJAB, RAJASTHAN, SIKKIM, TAMIL NADU, UTTARAKHAND, UTTAR PRADESH

Poor:(Below 80% of targets)

ASSAM, BIHAR, MANIPUR, MEGHALAYA, NAGALAND, TRIPURA, WEST BENGAL

Note: * Targets for 2010-11 have not received from concerned nodal Ministry so previous year's targets repeated provisionally.

Rajiv Gandhi Grameen Vidyutikaran Yojana

Villages electrified
% Achievement of Target
During April-July, 2010

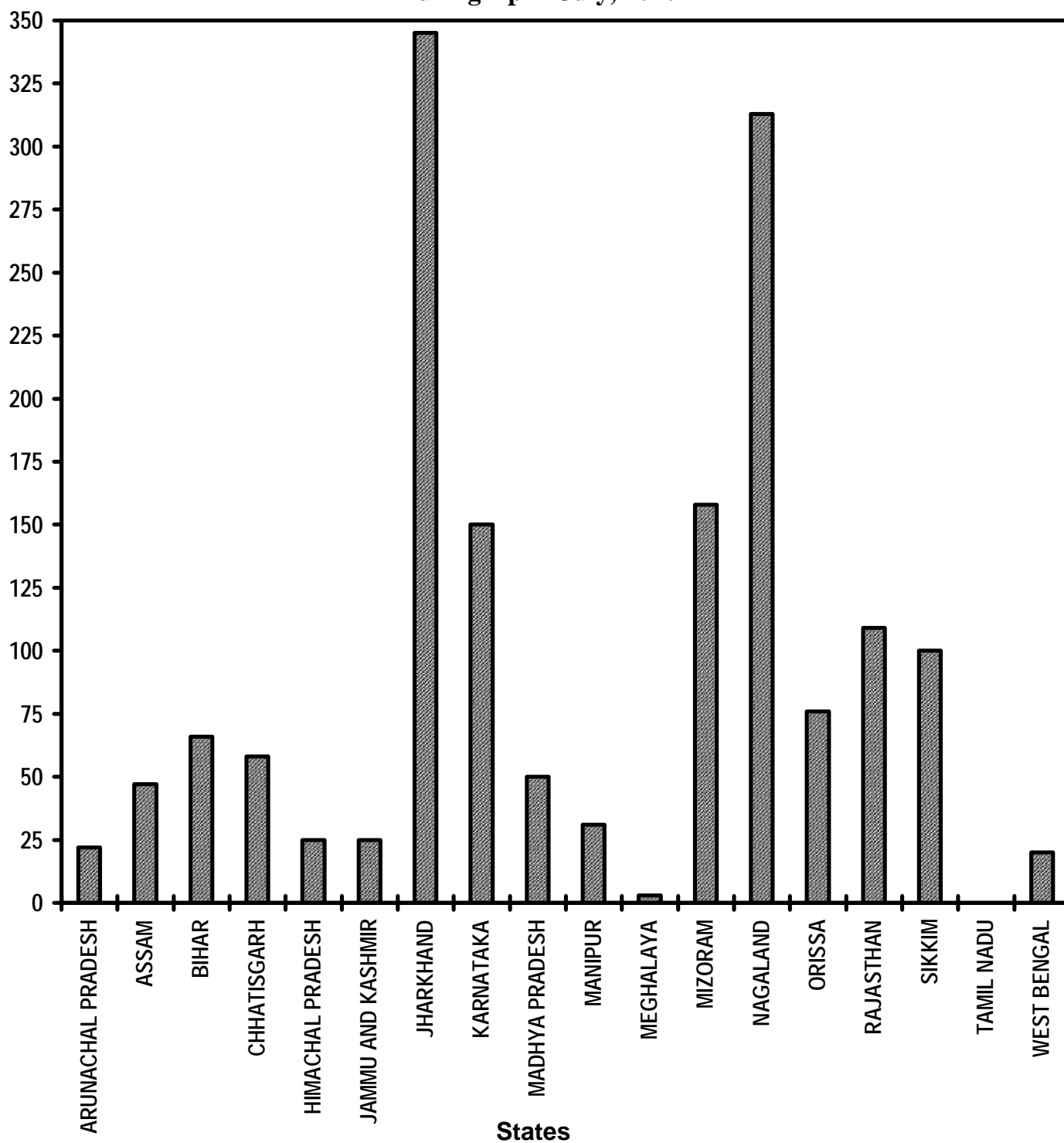


Table - 18

Rajiv Gandhi Grameen Vidyutikaran Yojana
Villages electrified
 (Unit: Number)

Sl. No.	State/UT Name	Target		Achievement April,2010-July,2010	Percent Achievement April,2010-July,2010
		2010-2011	April,2010-July,2010		
(1)	(2)	(3)	(4)	(5)	(5)/(4)
1	ARUNACHAL PRADESH	600	200	43	22
2	ASSAM	2,380	792	369	47
3	BIHAR	1,723	572	377 *	66
4	CHHATISGARH	41	12	7	58
5	HIMACHAL PRADESH	20	4	1	25
6	JAMMU AND KASHMIR	75	24	6 *	25
7	JHARKHAND	4,650	1,548	5,337	345
8	KARNATAKA	10	4	6	150
9	MADHYA PRADESH	150	48	24 *	50
10	MANIPUR	150	48	15 *	31
11	MEGHALAYA	200	64	2	3
12	MIZORAM	40	12	19	158
13	NAGALAND	25	8	25 *	312
14	ORISSA	6,773	2,256	1,716	76
15	RAJASTHAN	550	182	199	109
16	SIKKIM	5	1	1	100
17	TAMIL NADU	48	16	0	0
18	WEST BENGAL	60	20	4	20
Grand Total		17,500	5,811	8,151	140

Very Good:(90% or above of targets)

JHARKHAND, KARNATAKA, MIZORAM, NAGALAND, RAJASTHAN, SIKKIM

Poor:(Below 80% of targets)

ARUNACHAL PRADESH, ASSAM, BIHAR, CHHATISGARH, HIMACHAL PRADESH, JAMMU AND KASHMIR, MADHYA PRADESH, MANIPUR, MEGHALAYA, ORISSA, TAMIL NADU, WEST BENGAL

* Figures furnished by Ministry of Power.

Energising Pump sets

Pumps sets energized

% Achievement of Target

During April-July, 2010

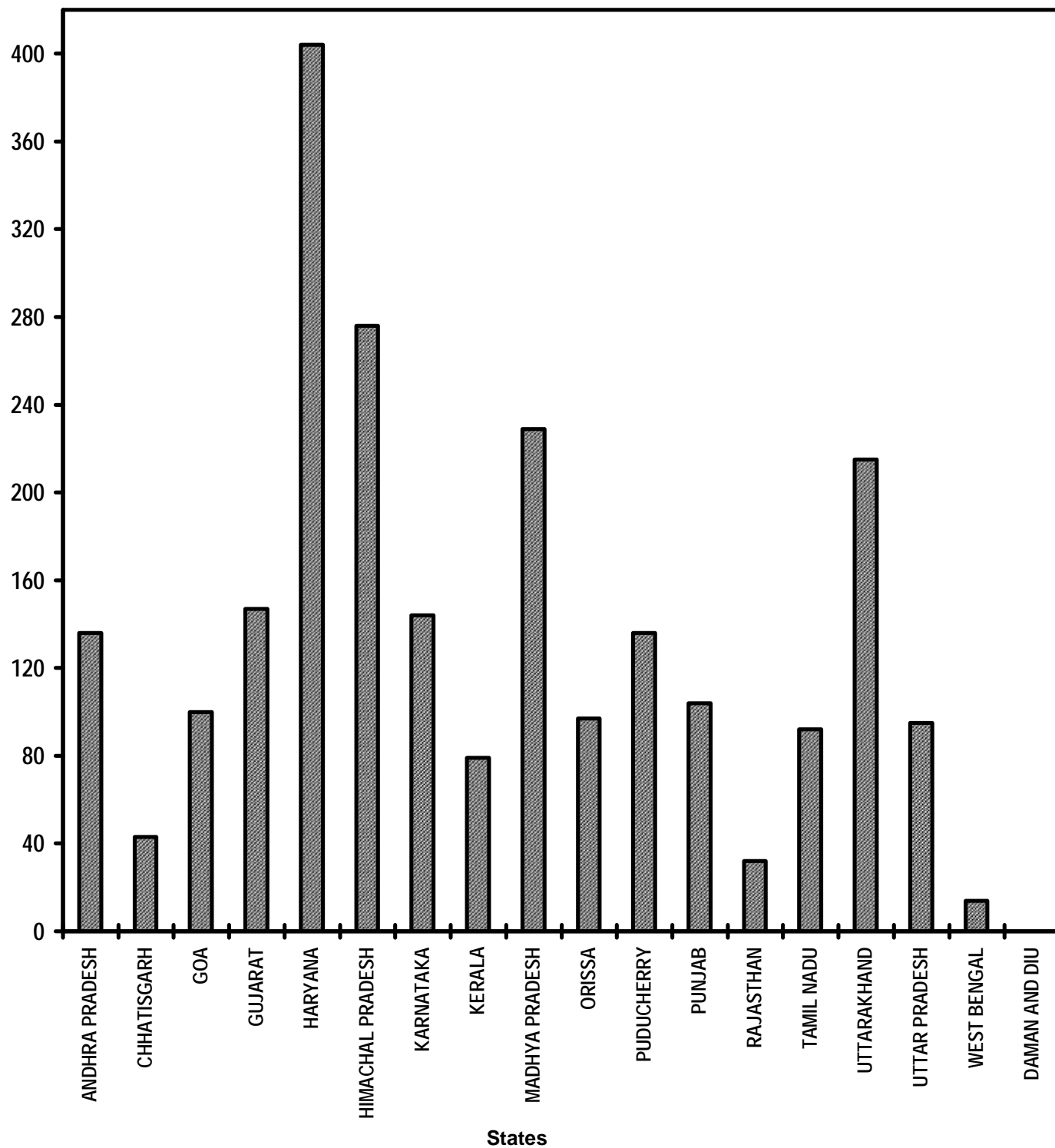


Table - 19

Energising pump sets

(Unit: Number)

Sl. No.	State/UT Name	Target *		Achievement April,2010-July,2010	Percent Achievement April,2010-July,2010
		2010-2011	April,2010-July,2010		
(1)	(2)	(3)	(4)	(5)	(5)/(4)
1	ANDHRA PRADESH	50,000	16,666	22,663	136
2	CHHATISGARH	30,000	10,000	4,313	43
3	GOA	200	64	64	100
4	GUJARAT	20,000	6,664	9,820	147
5	HARYANA	15,000	5,000	20,190	404
6	HIMACHAL PRADESH	760	252	696	276
7	KARNATAKA	18000 *	6,000	8,641	144
8	KERALA	12,000	4,000	3,154	79
9	MADHYA PRADESH	8,800	2,932	6,720	229
10	ORISSA	1600 *	533	516	97
11	PUDUCHERRY	35	11	15	136
12	PUNJAB	60,000	20,000	20,716	104
13	RAJASTHAN	65,000	21,664	6,960	32
14	TAMIL NADU	17,300	5,764	5,279	92
15	UTTARAKHAND	350 *	116	249	215
16	UTTAR PRADESH	22000 *	7,333	6,984	95
17	WEST BENGAL	422	140	20	14
18	DAMAN AND DIU	25	8	0	0
Grand Total		3,21,492	1,07,147	1,17,000	109

Very Good:(90% or above of targets)

ANDHRA PRADESH, GOA, GUJARAT, HARYANA, HIMACHAL PRADESH, KARNATAKA, MADHYA PRADESH, ORISSA, PUDUCHERRY, PUNJAB, TAMIL NADU, UTTARAKHAND, UTTAR PRADESH

Poor:(Below 80% of targets)

CHHATISGARH, KERALA, RAJASTHAN, WEST BENGAL, DAMAN AND DIU

* Targets of above 4 States have not been received from the concerned Nodal Ministry, so the target for the year 2009-10 has been repeted provisionally.

Supply of Electricity

Electricity supplied

% Achievement of Target

During April-July, 2010

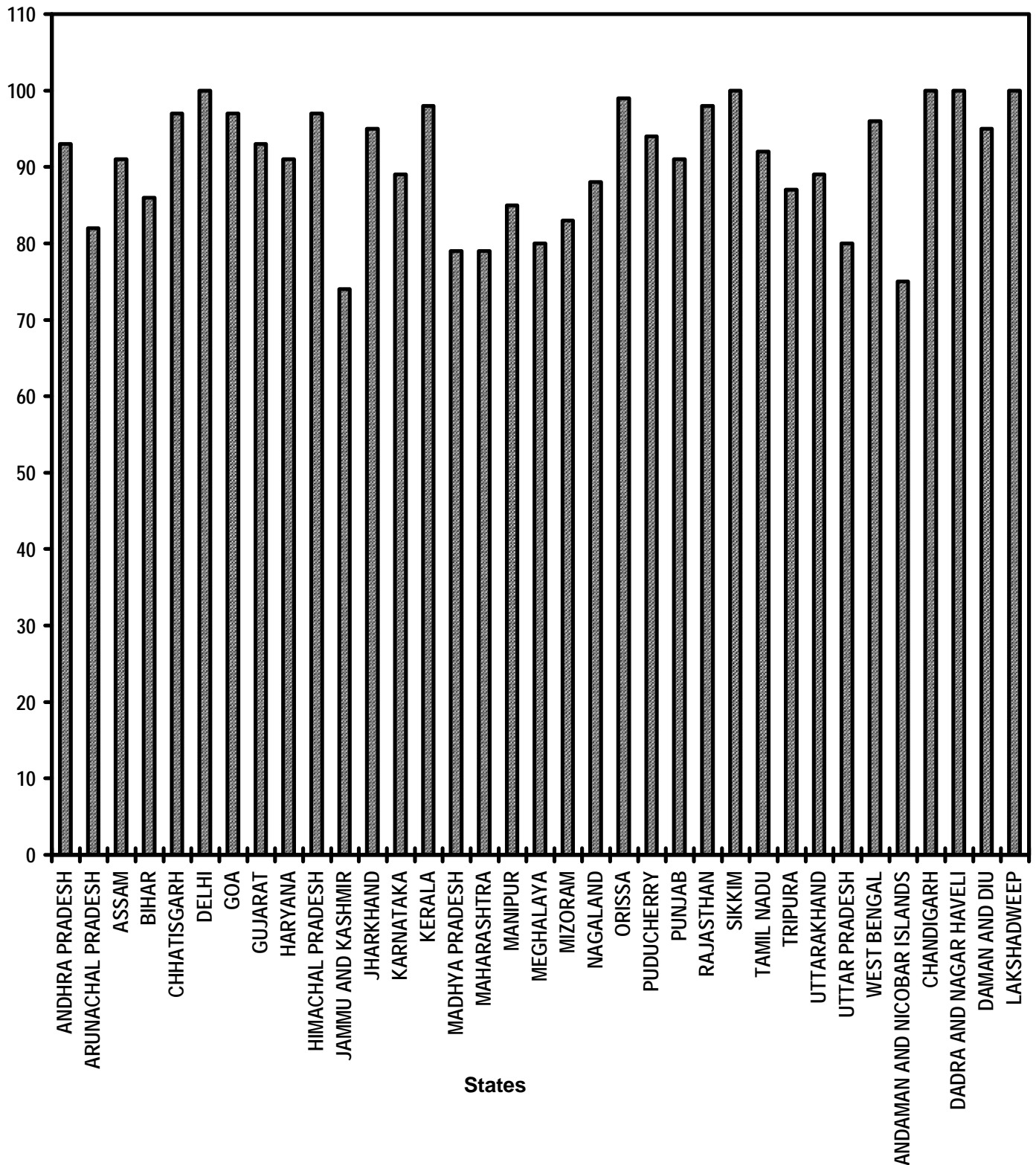


Table - 20

Supply of Electricity

Sl. No.	State/UT Name	Electricity demanded (Million Units)	Electricity supplied (Million Units)	Shortage observed (Million Units)	Percentage of Electricity Supplied
		April,2010- July,2010	April,2010- July,2010	April,2010- July,2010	
(1)	(2)	(3)	(4)	(5)	(6)
1	ANDHRA PRADESH	26,330	24,409	1,921	93
2	ARUNACHAL PRADESH	153	126	27	82
3	ASSAM	1,756	1,605	151	91
4	BIHAR	4,074	3,515	559	86
5	CHHATISGARH	3,186	3,087	99	97
6	DELHI	10,393	10,350	43	100
7	GOA	1,088	1,056	32	97
8	GUJARAT	24,325	22,602	1,723	93
9	HARYANA	11,807	10,792	1,015	91
10	HIMACHAL PRADESH	2,451	2,381	70	97
11	JAMMU AND KASHMIR	4,399	3,262	1,137	74
12	JHARKHAND	1,968	1,876	92	95
13	KARNATAKA	15,998	14,239	1,759	89
14	KERALA	5,917	5,792	125	98
15	MADHYA PRADESH	14,123	11,108	3,015	79
16	MAHARASHTRA	44,355	34,950	9,405	79
17	MANIPUR	179	152	27	85
18	MEGHALAYA	441	353	88	80
19	MIZORAM	114	95	19	83
20	NAGALAND	187	165	22	88
21	ORISSA	7,412	7,351	61	99
22	PUDUCHERRY	732	688	44	94
23	PUNJAB	16,892	15,349	1,543	91
24	RAJASTHAN	14,530	14,218	312	98
25	SIKKIM	113	113	0	100
26	TAMIL NADU	27,047	24,992	2,055	92
27	TRIPURA	305	264	41	87
28	UTTARAKHAND	3,311	2,949	362	89
29	UTTAR PRADESH	26,378	21,136	5,242	80
30	WEST BENGAL	12,971	12,444	527	96
31	ANDAMAN AND NICOBAR ISLANDS	80	60	20	75
32	CHANDIGARH	586	586	0	100
33	DADRA AND NAGAR HAVELI	1,436	1,434	2	100
34	DAMAN AND DIU	677	640	37	95
35	LAKSHADWEEP	8	8	0	100
Grand Total		2,85,722	2,54,147	31,575	89

Very Good:(90% or above of targets)

ANDHRA PRADESH, ASSAM, CHHATISGARH, DELHI, GOA, GUJARAT, HARYANA, HIMACHAL PRADESH, JHARKHAND, KERALA, ORISSA, PUDUCHERRY, PUNJAB, RAJASTHAN, SIKKIM, TAMIL NADU, WEST BENGAL, CHANDIGARH, DADRA AND NAGAR HAVELI, DAMAN AND DIU, LAKSHADWEEP

Good:(Between 80% to 90% targets)

ARUNACHAL PRADESH, BIHAR, KARNATAKA, MANIPUR, MEGHALAYA, MIZORAM, NAGALAND, TRIPURA, UTTARAKHAND, UTTAR PRADESH

Poor:(Below 80% of targets)

JAMMU AND KASHMIR, MADHYA PRADESH, MAHARASHTRA, ANDAMAN AND NICOBAR ISLANDS

LIST OF ITEMS COVERED UNDER (TPP) - 2006

Point No.	Item No.	Name of the Points/Items
I.		Garibi Hatao [Poverty Eradication]
		Rural Areas
	1.	Employment generation under the <i>Mahatma Gandhi National Rural Employment Guarantee Act (MGNREGA)</i>
	2.	Swaranjayanti Gram Swarajgar Yojana
	3.	Rural Business Hubs in Partnership with Panchayats
	4.	Self help Groups
		Urban Areas
	5.	Swaranjayanti Shehari Rojgar Yojana
II.		Jan Shakti (Power to People)
	6.	Local Self Government (Panchayati Raj and Urban Local Bodies) <ul style="list-style-type: none"> - Activity Mapping for devolution of functions - Budget Flow of Funds - Assignment of Functionaries
	7.	Quick and Inexpensive Justice – Gram Nyayalayas and Nyaya Panchayats.
	8.	District Planning Committees.
III.		Kisan Mitra [Support to Farmers]
	9.	Water shed development
	10.	Marketing and infrastructural support to farmers
	11.	Irrigation facilities (including minor and micro irrigation) for agriculture
	12.	Credit to farmers
	13.	Distribution of waste land to the landless
IV.		Shramik Kalyan [Labour Welfare]
	14.	Social Security for Agricultural and Unorganised Labour
	15.	Minimum Wages Enforcement (including Farm Labour)
	16.	Prevention of Child Labour
	17.	Welfare of Women Labour
V.		Khadya Suraksha [Food Security]
	18.	<i>Food Security:</i> <ul style="list-style-type: none"> (i) Targeted Public Distribution system, (ii) Antyodaya Anna Yojana, (iii) Establishing Grain banks in chronically food scarcity areas
VI.		Subke Liye Aawas [Housing for All]
	19	Rural Housing - Indira Awaas Yojana
	20.	EWS/LIG Houses in Urban Areas

Contd.....

Point No.	Item No.	Name of the Points/Items
VII.		Shudh Peya Jal [Clean Drinking Water]
	21.	Rural Areas. - Accelerated Rural Water Supply Programme
	22.	Urban Areas: - Accelerated Urban Water Supply Programme
VIII.		Jan Jan Ka Swasthya [Health for All]
	23.	Control and prevention of major diseases: (a) HIV/AIDS (b) TB (c) Malaria (d) Leprosy (e) Blindness
	24.	National Rural Health Mission
	25.	Immunisation of Children
	26.	Sanitation Programme in - Rural Areas - Urban areas
	27.	Institutional Delivery
	28.	Prevention of Female Foeticide
	29.	Supplementary nutrition for Mothers and Children
	30.	Two Child norms
IX.		Sabke Liye Shiksha [Education for All]
	31.	Sarv Shiksha Abhiyan - Compulsory Elementary Education
	32.	Mid Day Meal Scheme
X.		Anusuchit Jaati, Jan Jaati, Alp-sankhyak evam Anya Pichhra Varg Kalyan [Welfare of Scheduled Castes, Scheduled Tribes, Minorities and OBCs]
	33.	SC Families Assisted
	34.	Rehabilitation of Scavengers
	35.	ST Families Assisted
	36.	Rights of Forest dwellers – Owners of minor forest produce
	37.	Particularly Vulnerable Tribal Groups (PTGs)
	38.	No alienation of Tribal lands
	39.	Implementation of Panchayats (Extension to Scheduled Areas) Act [PESA]
	40.	Welfare of Minorities
	41.	Professional education among all minority communities
	42.	Reservation of OBCs in - Education - Employment
XI.		Mahila Kalyan [Women Welfare]
	43.	Financial Assistance for Women Welfare
	44.	Improved participation of women in (a) Panchayats (b) Municipalities (c) State Legislatures (d) Parliament

Contd.....

Point No.	Item No.	Name of the Points/Items
XII.		Bal Kalyan (Child Welfare)
	45.	Universalisation of ICDS Scheme
	46.	Functional Anganwadis
XIII.		Yuva Vikas [Youth Development]
	47.	Sports for all in Rural and Urban areas
	48.	Rashtriya Sadbhavana Yojana
	49.	National Service Scheme
XIV.		Basti Sudhar [Improvement of Slums]
	50.	Number of Urban poor families assisted under seven point charter viz. land tenure, housing at affordable cost, water, sanitation, health, education, and social security.
XV.		Paryavaran Sanrakshan evam Van Vridhi [Environment Protection and Afforestation]
	51.	Afforestation (a) Area Covered under Plantation on - Public and Forest Lands (b) Number of Seedlings planted on -Public and Forest Lands
	52.	Prevention of pollution of Rivers and water bodies
	53.	Solid and liquid waste management in - Rural Areas - Urban Areas
XVI.		Samajik Suraksha [Social Security]
	54.	Rehabilitation of handicapped and orphans.
	55.	Welfare of the aged
XVII.		Grameen Sadak [Rural Roads]
	56.	Rural Roads - PMGSY
XVIII.		Grameen Oorja [Energization of Rural Area]
	57.	Bio-diesel Production
	58.	Rajiv Gandhi Grameen Vidyutikaran Yojana
	59.	Renewable Energy
	60.	Energising Pump sets
	61.	Supply of Electricity
	62.	Supply of Kerosene and LPG
XIX.		Pichhara Kshetra Vikas [Development of Backward Areas]
	63.	Backward Regions Grants Fund
XX.		e- Shasan [IT enabled e-Governance]
	64.	Central and State Governments
	65.	Panchayats and Municipalities

ABBREVIATIONS USED

AAY	Antyodaya Anna Yojana
ARWSP	Accelerated Rural Water Supply Programme
DDRS	Deen Dayal Rehabilitation Scheme
EWS	Economically Weaker Section
IAY	Indira Awaas Yojana
ICDS	Integrated Child Development Scheme
LIG	Low Income Group
MWE	Minimum Wages Enforcement
NC	Not Covered
NREGS	National Rural Employment Guarantee Scheme
PC	Partially Covered
PMGSY	Prime Minister Grameen Sadak Yojana
SC	Scheduled Caste
RGGVY	Rajiv Gandhi Grameen Vidyutikaran Yojana
SGRY	Sampoorna Grameen Rojgar yojana
SGSY	Swaranjanati Gram Swarojgar Yojana
SHG	Self Help Groups
ST	Scheduled Tribe
TPDS	Targeted Public Distribution system