

TWENTY POINT PROGRAMME-2006
PROGRESS REPORT
FOR
APRIL- JULY, 2007



GOVERNMENT OF INDIA
MINISTRY OF STATISTICS AND PROGRAMME IMPLEMENTATION
SARDAR PATEL BHAWAN, SANSAD MARG,
NEW DELHI-110 001

Website: www.mospi.gov.in

CONTENTS

	Page No.
I. Introduction	i
II. List of Twenty Points	ii
III. List of Monthly Monitored Items	iii
IV. List of items identified tentatively for ranking	iv
V. Status of receipt of targets for Monthly Monitored items	v
VI. List of items under TPP-2006 yet to be operationalised	viii

PART-I Overall Performance Analysis

VII. Progress Report	1
VIII. Highlights	3
Table - A - All India Performance	6
Table- B - State Wise Performance	7
Table- C - State Wise and Item Wise Performance	12
Table- D- Score Card and Ranking of States	23

PART- II Performance Tables

Table No.	Description of Item	
1	Employment Generation - NREG Scheme	25
2	Swaranjayanti Gram Swarojgar Yojana (SGSY)	26
3	Sampoorna Gramin Rozgar Yojana – SGRY	28
4(A)	SHGs Formed under SGSY	29
4 (B)	SHGs to whom income generating activities provided	30
5	Distribution of waste land to the landless	32
6 (A)	Minimum Wages Enforcement (Including Farm Labour) (i) Inspections made(ii) Irregularities detected(iii) Irregularities rectified	33
6(B)	Minimum Wages Enforcement (Including Farm Labour) (i) Claims filed (ii) Claims settled	34
6 (c)	Minimum Wages Enforcement (Including Farm Labour) (i) Prosecution cases pending (ii) Prosecution cases filed(iii) Prosecution cases decided	35
7(A)	Targeted Public Distribution System	36
7(B)	Antodaya Anna Yojana	38
8	Rural Housing - Indira Awaas Yojana	40
9	EWS/LIG Houses in Urban Areas	42
10(A)	Rural Areas - ARWSP Habitations (NC/PC) covered	43
10(B)	Slipped back habitations with water quality problem covered	45
11(A)	Immunisation of Children- Routine Immunisation comprising of DPT, Polio, BCG and Measles- Infants Immunised	47
11(B)	Pulse Polio Immunisation Programme- Infants Immunised	49

Contd...

Table No.	Description of Item	Page No.
12	Sanitation Programme in Rural Areas	50
13	Institutional Delivery	51
14	SC Families Assisted	52
15	ST Families Assisted	54
16	Universalization of ICDS Scheme	55
17	Functional Anganwadis	57
18	No. of Urban poor families assisted under Seven Point Charter	59
19(A)	Afforestation- Area Covered under Plantation- (Public and Forest Lands)	60
19(B)	Afforestation- Seedlings planted – (Public and Forest Lands)	62
20(A)	Rehabilitation of Handicapped and Orphans: Deen Dayal Rehabilitation Scheme- Beneficiaries	64
-	Rehabilitation of Handicapped and Orphans: Assistance to Disabled persons for purchase/fitting of Aids and Appliances - Beneficiaries	-
20(B)	Rehabilitation of Handicapped and Orphans: Orphans assisted in country and inter country adoptions	65
21	Welfare of the aged	66
22	Rural Roads – PMGSY	67
23	Rajiv Gandhi Grameen Vidyutikaran Yojana	69
24	Energising pump sets	71
25	Supply of Electricity	73

Annexures

○ SC, ST, Women and Disabled Swarozgaries Assisted under SGSY	Annexure -I
○ Employment Generated for SC, ST and Women under SGRY	Annexure -II
○ Waste land distributed to SC, ST and Others	Annexure -III
○ List of 66 items to be monitored under TPP-2006	Annexure -IV
○ Abbreviations used	Annexure -V

Twenty Point Programme – 2006

An Introduction

The Twenty Point Programme (TPP) was launched by the Government of India in 1975 and restructured in 1982 and again in 1986. Over the years, the need for restructuring the Programme has been felt in the light of our achievements and experiences, as well as the introduction of several new policies and programmes by the Government of India. Although the TPP has been in existence for the last 30 years, it is still relevant today as the desired objectives of eradication of poverty and improvement in the quality of life of the common man have yet to be completely attained.

2. TPP-86 has now been restructured and is called Twenty Point Programme-2006 (TPP-2006). The programmes and schemes under the TPP-2006 are in harmony with the priorities contained in the National Common Minimum Programme (NCMP), the Millennium Development Goals (MDGs) of the United Nations and SAARC Social Charter. The original nomenclature, namely the Twenty Point Programme, which has been in existence for the past three decades, and carries the stamp of familiarity among the people and administrative agencies, has been retained.

3. TPP-2006 has Points for the benefit of both the rural and urban people. Its thrust is towards programmes for eradicating poverty and improving the quality of life of the poor and the under-privileged people all over the country. The programme covers various socio economic aspects like poverty, employment, education, housing, health, agriculture, land reforms, irrigation, drinking water, protection and empowerment of weaker sections, consumer protection, environment, e-Governance, etc.

4. TPP-2006 has 20 Points and 66 items. All the 66 items of TPP-2006 (list at *Annexure-IV*) are not amenable to reporting on monthly basis. Also, some of the schemes/programmes are yet to be operationalised by the Central Nodal Ministries concerned. These items will be monitored only after the schemes concerning them come into existence and their frequency of monitoring will be decided later. Out of the 66 items, 25 items will be monitored on monthly basis. Remaining items will be monitored on annual basis as the information in respect of these items will be made available on annual basis by the concerned Ministries. Out of 25 monthly monitored items, the performance in respect of 21 items shall be provided by the States/UTs and in respect of 4 items by the concerned Nodal Ministries. For the purpose of ranking, the performance of States on monthly basis in respect of 18 tentatively identified items/parameters have been evaluated.

5. The three-tier monitoring mechanism in TPP-1986 at District, State and Central level has been widened in TPP-2006 by including Block level monitoring. This will ensure proper and timely implementation of programmes /schemes by effective monitoring. State Governments/UT Administrations have been requested to ensure that the monitoring committees at various levels are put in place, where they do not exist. The comprehensive Guidelines on TPP-2006 have been issued and hoisted on the website (www.mospi.gov.in) of this Ministry.

Twenty Point Programme – 2006

Twenty Points

1. Garibi Hatao [Poverty Eradication]
2. Jan Shakti (Power to People)
3. Kisan Mitra [Support to Farmers]
4. Shramik Kalyan [Labour Welfare]
5. Khadya Suraksha [Food Security]
6. Subke Liye Aawas [Housing for All]
7. Shudh Peya Jal [Clean Drinking Water]
8. Jan Jan Ka Swasthya [Health for All]
9. Sabke Liye Shiksha [Education for All]
10. Anusuchit Jaati, Jan Jaati, Alp-sankhyak evam
Anya Pichhra Varg Kalyan [Welfare of Scheduled Castes,
Scheduled Tribes, Minorities and OBCs]
11. Mahila Kalyan [Women Welfare]
12. Bal Kalyan [Child Welfare]
13. Yuva Vikas [Youth Development]
14. Basti Sudhar [Improvement of Slums]
15. Paryavaran Sanrakshan evam Van Vridhi
[Environment Protection and Afforestation]
16. Samajik Suraksha [Social Security]
17. Grameen Sadak [Rural Roads]
18. Grameen Oorja [Energization of Rural Area]
19. Pichhara Kshetra Vikas [Development of Backward Areas]
20. e- Shasan [IT enabled e-Governance]

Twenty Point Programme – 2006

Monthly Monitored Items

1. Employment generation under the National Rural Employment Guarantee Scheme
2. Swaranjayanti Gram Swarojgar Yojana
3. Sampoorna Grameen Rojgar Yojana
4. Self help Groups
5. Distribution of Waste land to landless
6. Minimum Wages Enforcement (including Farm Labour)
7. Food security:
 - (i) Targeted Public Distribution system,
 - (ii) Antodaya Anna Yojana,
8. Rural Housing - Indira Awaas Yojana
9. EWS/LIG Houses in Urban Areas
10. Rural Areas.
 - Accelerated Rural Water Supply Programme
11. Immunisation of Children
12. Sanitation Programme in Rural Areas
13. Institutional Delivery
14. SC Families Assisted
15. ST Families Assisted
16. Universalisation of ICDS Scheme
17. Functional Anganwadis
18. Number of Urban poor families assisted under seven point charter viz. land tenure, housing at affordable cost, water, sanitation, health, education, and social security.
19. Afforestation:
 - (a) Area Covered under Plantation on - Public and Forest Lands
 - (b) Number of Seedlings planted on -Public and Forest Lands
20. Rehabilitation of handicapped and orphans.
21. Welfare of the aged
22. Rural Roads - PMGSY
23. Rajiv Gandhi Grameen Vidyutikaran Yojana
24. Energising Pump sets
25. Supply of Electricity

Twenty Point Programme – 2006

Items tentatively identified for ranking

For the purpose of ranking the performance of States under TPP-2006 on monthly basis, the following 18 items/Parameters have been tentatively identified.

1. **Total Swarozgaries Assisted under SGSY**
2. **SHGs provided income generating activities**
3. **Food security:**
 - (i) **Targeted Public Distribution System,**
 - (ii) **Antodaya Anna Yojana,**
4. **Rural Housing - Indira Awaas Yojana**
5. **EWS/LIG Houses in Urban Areas**
6. **Rural Areas:**
 - (i) **Accelerated Rural Water Supply Programme -Habitation covered (NC &PC)**
 - (ii) **Slipped back Habitations with water quality problems-ARWSP**
7. **Immunisation of Children**
8. **SC Family Assisted**
9. **Universalisation of ICDS Scheme**
10. **Functional Anganwadis**
11. **Afforestation:**
 - (a) **Area Covered under Plantation on - Public and Forest Lands**
 - (b) **Number of Seedlings planted on -Public and Forest Lands**
12. **Rural Roads - PMGSY**
13. **Rajiv Gandhi Grameen Vidyutikaran Yojana (RGGVY)**
14. **Energising Pump sets**
15. **Supply of Electricity**

Status of receipt of targets for Monthly Monitored items under TPP-2006

Sl. No.	Name of the item	Parameters/ indicators	Whether targetable / non targetable	Whether targets have been received	Nodal Ministry
1	Employment generation under the National Rural Employment Guarantee Scheme	(i) No. of job card issued (ii) Employment generated (iii) Wages given	Non targetable	-	Ministry of Rural Development
2	Swaranjayanti Gram Swarozgar Yojana	Individual Swarozgaries Assisted (i) Total (ii) SC (iii) ST (iv) Women (v) Disabled person	Targetable	Yes	-do-
3	Sampoorna Grameen Rojgar Yojana	Employment Generated (i) Total (ii) SC (iii) ST (iv) Women	Non targetable	-	-do-
4	Self help Groups	SHGs under SGSY - SHGs formed - SHGs to whom income generating activities provided	Non targetable Targetable	No Yes	-do- -do-
5	Distribution of waste land to the landless	Waste Land distributed (i) Total (ii) SC (iii) ST (iv) Others	Targetable	No	-do-
6	Rural Housing - Indira Awaas Yojana	Houses sanctioned	Targetable	Yes	-do-
7	Rural Areas - Accelerated Rural Water Supply Programme	(i) Habitations covered (NC/PC) (ii) Slipped back Habitations covered Habitations with water quality problem covered	Targetable Targetable	Yes (Targets received in respect of only fourteen States) Yes	-do- -do-
8	Sanitation Programme in Rural Areas	Individual Household latrines constructed	@	No	-do-

@: Final decision to be taken in consultation with the concerned Nodal Ministry.

Sl. No.	Name of the item	Parameters/ indicators	Whether targetable / non targetable	Whether targets have been received	Nodal Ministry
9	Rural Roads – PMGSY	Length of Road Constructed	Targetable	Yes	-do-
10.	Minimum Wages Enforcement (including Farm Labour)	Agriculture and Farm workers (i) Inspections made (ii) Irregularities detected (iii) Irregularities rectified (iv) Claims filed (v) claims settled (vi) Prosecution cases pending (vii) Prosecution cases filed (viii) Prosecution cases decided (b) others	Non targetable	-	Ministry of Labour & Employment
11.	Food security: (i) Targeted Public Distribution system (ii) Antodaya Anna Yojana	Allocation of Food Grains to States/UTs Allocation of Food Grains to States/UTs	Targetable	Yes	Ministry of Consumer Affairs
12	Immunisation of Children	(i) Routine Immunisation comprising of Tetnus, DPT, Polio, BCG and Measles (ii) Pulse Polio Immunisation Programme	Targetable Targetable	Yes No	Ministry of Health & Family Welfare -do-
13	Institutional Delivery	Delivery in Institutions	@	No	-do-
14.	SC Families Assisted	SC Families Assisted	Targetable	Yes	M/o Social Justice and Empowerment
15	Welfare of the aged	Under the Scheme – Integrated Programme for older persons – (i) Beneficiaries under Day-care Homes (i) Beneficiaries under Old-age Homes	@	No	-do-

@: Final decision to be taken in consultation with the concerned Nodal Ministry.

Sl. No.	Name of the item	Parameters/ indicators	Whether targetable / non targetable	Whether targets have been received	Nodal Ministry
16	Rehabilitation of handicapped and orphans	Rehabilitation of handicapped (i) Deen Dayal Rehabilitation Scheme - Beneficiaries (ii) Assistance to Disabled persons for purchase/fitting of Aids and Appliances - Beneficiaries Rehabilitation of Orphans (i) Assistance to Home for Children (Shishu Greh) - In country adoptions	@	No	M/o Social Justice and Empowerment
			Targetable	Yes (State wise targets not received)	Ministry of Women and Child Development
		-Inter country adoptions	Non Targetable	-	-do-
17	ST Families Assisted	ST Families Assisted	Targetable	Yes (State-wise targets not received)	Ministry of Tribal Affairs
18	Universalisation of ICDS Scheme	ICDS Blocks Operational (Cumulative)	Targetable	Yes	Ministry of Women and Child Development
19.	Functional Anganwadis	Anganwadis Functional (cumulative) (i) Children covered@ (ii)Malnutrition cases noticed @	Targetable	Yes	-do-
20	EWS/LIG Houses in Urban Areas	Houses sanctioned	Targetable	Yes (Targets received in respect of only eleven States)	M/o Housing and Urban Poverty Alleviation
21	Number of Urban poor families assisted under seven point charter viz. land tenure, housing at affordable cost, water, sanitation, health, education, and social security.	Poor Families Assisted	Targetable	Yes (Targets received in respect of only two States)	-do-

@: Final decision to be taken in consultation with the concerned Nodal Ministry.

Sl. No.	Name of the item	Parameters/ indicators	Whether targetable / non targetable	Whether targets have been received	Nodal Ministry
22	Afforestation (a) Area Covered under Plantation on - Public and Forest Lands (b) Number of Seedlings planted on -Public and Forest Lands	(a) Area Covered under Plantation on - Public and Forest Lands (b) Number of Seedlings planted on -Public and Forest Lands	Targetable	Yes	Ministry of Environment and Forest
23	Rajiv Gandhi Grameen Vidyutikaran Yojana	Villages electrified	Targetable	Yes (Targets in respect of fifteen States received)	Ministry of Power
24	Energising Pump sets	Pumpsets Energised	Targetable	Yes (Targets in respect of fifteen States received)	-do-
25	Supply of Electricity	Electricity demanded	Targetable	Yes	-do-

List of items where the concerned schemes are yet to be operationalised

- (i) Quick and inexpensive justice – Gram Nyayalayas and Nyaya Panchayats.
- (ii) Social Security for Agricultural and Unorganized Labour
- (iii) Reservation of OBCs in Education
- (iv) Sports for all in Rural and Urban Areas
- (v) IT enabled e-Governance for Panchayats and Municipalities

List of items which have been operationalised subsequently

(1) *Rural Business Hubs in Partnership with Panchayats*: Rural Business Hubs as a Centrally Sponsored Scheme has been approved during August-2007. The parameter/ indicator to be monitored on annual basis is the “number of MOUs signed under various schemes”.

(2) *Rehabilitation of Scavengers*: The Self Employment Scheme for “Rehabilitation of Manual Scavengers” (SRMS) has become operational w.e.f. 9th January, 2007. The parameter/ indicator to be monitored on annual basis is the “number of manual scavenges and their dependents assisted for rehabilitation”.

(3) *Rights of Forest dwellers – Owners of minor forest produce*: The Bill concerning “Rights of Forest Dwellers” - Owners of minor forest produce has been passed. The information on indicators/ parameters to be monitored and frequency of monitoring is awaited from Ministry of Tribal Affairs.

Item Merged

Dry Land Farming: Consequent to the decision of Ministry of Finance and Planning Commission on the EFC of “Enhancing Sustainability of Dry Land Farming System” for XI Five Year Plan, Dry Land Farming has been merged with new initiatives of the Department-‘Rainfed Area Development Programme’. As of now, there is no separate scheme on Dryland Farming.

PART - I

TWENTY POINT PROGRAMME - 2006

OVERALL PERFORMANCE ANALYSIS

TWENTY POINT PROGRAMME-2006

Progress Report – (April-July, 2007)

This monthly progress report of Twenty Point Programme-2006 consists of two parts: **Part-I** contains an analysis of the overall performance, and **Part-II** deals with item-wise performance.

2. The report is compiled on the basis of data received from the Central Nodal Ministries and State Governments/UT Administrations. The data is received either through web enabled software developed by National Informatics Centre (NIC) Cell in this Ministry or through Fax/e-mail/post. The processing of data has been done in association with NIC Cell.

3. The analysis for the period April-July, 2007 shows that the performance under *nine* items has been **‘Very Good’** (90% or above the targets). These items are:

- (i) SHGs provided income generating activities
- (ii) Total Swarozgaries Assisted- SGSY
- (iii) Routine Immunisation of Children
- (iv) Habitations covered (NC and PC)- ARWSP
- (v) Seedlings Planted (Public and Forest Lands)
- (vi) ICDS Blocks Operational (Cum.)
- (vii) Anganwadis Functional (Cum.)
- (viii) Supply of Electricity
- (ix) Food Security (Antodaya Anna Yojana)

4. The performance of *two* items has been **‘Good’** (80% to 90% of target). These items are:

- (i) Area Covered under Plantation (Public and Forest Lands)
- (ii) Food Security (Targeted Public Distribution System)

5. The performance of *seven* items has been **‘Poor’** (below 80% of target). These items are:

- (i) Road Constructed-PMGSY
- (ii) Village Electrified-RGGVY
- (iii) SC Family Assisted
- (iv) Pumpsets Energised
- (v) Houses Constructed – IAY
- (vi) Slipped back Habitations with water quality problems covered–ARWSP
- (vii) Houses constructed – EWS/LIG

6. Some of items under TPP-2006 like National Rural Employment Guarantee Scheme-NREGS, Sapoorna Gramin Rojgar Yojana (SGRY), Sanitation Programme in Rural Areas being demand driven are being monitored by concerned Ministries without targets. These items shall not be considered for the purpose of ranking. The items where quarterly/ annual targets have been provided by the Ministries concerned, monthly targets have been worked out on prorata basis.

7. Targets in respect of items/ parameters- “Total Employment Generated–(SGRY)” “ SHGs - formed under SGSY ”, “Total Land Distributed to landless”, “ Individual Household latrines constructed in Rural Areas” from Ministry of Rural Development, “Pulse Polio Immunization” and “Delivery in institutions”, from Ministry of Health and Family Welfare, “ST Families Assisted” from Ministry of Tribal Affairs, “Urban Poor Families Assisted under Seven Point Charter” from Ministry of Housing and Urban Poverty Alleviation, “Rehabilitation of Handicapped & Orphans” and “Welfare of Aged” from Ministry of Social Justice & Empowerment, and “Rehabilitation of Orphans” from Ministry of Women and Child Development, have not been received so far.

HIGHLIGHTS

Sl.No.	Item	Achievement for April-July, 2007
Employment generated under NREGS.		
1	No.of Job cards issued	322.92 lakh Job cards issued
2	Employment generated	3829.41 Lakhs mandays of employment generated
3	Wages given	Rs. 2399.87 Cr. given as wages
Swaranjayanti Gram Swarozgar Yojana		
4	No. of Individual Swarozgaries Assisted	1,39,903 Swarozgaries Assisted
Sampoorna Grameen Rojgar Yojana		
5	Employment Generated	631.70 lakh manday of employment generated
Self help Groups		
6	No.of SHGs formed	1,20,833 SHGs formed
7	No.of SHGs to whom income generating activities provided	56,272 SHGs provided with income generating activities
Distribution of waste land to the landless		
8	Land distributed	1,95,598 hectare of Wasteland Distributed to landless
Minimum Wages Enforcement (Including Farm Labour)		
9	No.of Inspections made	53,721 Inspections made
10	No.of Irregularities detected	9,130 Irregularities detected
11	No.of Irregularities rectified	8,837 Irregularities rectified
12	No.of Claims filed	644 Farm worker claims filed
13	No.of Claims settled	755 Farm worker claims settled
14	No.of Prosecution cases Pending	7,665 Prosecution cases Pending
15	No.of Prosecution cases filed	65 Prosecution cases filed
16	No.of Prosecution cases decided	289 Prosecution cases decided
Food Security: (i) TPDS (ii) AAY		
17	Off take of food grains by States/UTs under TPDS	99.70 lakh tones of food grains lifted
18	Off take of food grains by States/UTs under AAY	28.30 lakh tonnes of food grains lifted
Rural Housing- Indira Awaas Yojana		
19	No.of Houses constructed	2.57 lakh houses have been provided to the rural poor families
EWS/LIG Houses in Urban Areas		
20	No.of Houses constructed	341 houses have been provided
Rural Areas. - Accelerated Rural Water Supply Programme		
21	Habitations covered (NC and PC)	4,140 Habitations covered under (NC and PC)
22	Slipped back Habitations with water quality problems covered	2,935 Habitation covered
Immunisation of Children		
23	Routine Immunisation of Children	101.18 lakh infants immunized
24	Pulse Polio Immunisation Programme	794.98 lakh infants covered

Contd.....

Sl.No.	Item	Achievement for April-July, 2007
Sanitation Programme in Rural Areas		
25	No.of Individual household latrines constructed	24.45 lakh Individual H.H. latrines constructed
Institutional Delivery		
26	No.of Deliveries in Institution	32.88 lakh pregnant mothers delivered in institutions
SC Families Assisted		
27	No.of SC Families Assisted	10.76 lakh Scheduled Caste families assisted
ST Families Assisted		
28	No.of ST Families Assisted	5.74 lakh Scheduled Tribe families assisted
Universalisation of ICDS Schemes		
29	No. of ICDS Blocks Operational (Cum.)	6,137 ICDS Blocks in the country are in operation
Functional Anganwadis		
30	No.of Anganwadis Functional (Cum.)	8.91 lakh Anganwadis are functioning
Number of Urban poor families assisted under seven point charter viz. land tenure, housing at affordable cost, water, sanitation, health, education, and social security.		
31	No. of Poor Families Assisted	3.76 lakh families in slum areas have been provided with basic amenities
Afforestation: (i)Area Covered under Plantation (Public&Forest Lands) (ii) Seedlings planted (Public and Forest Lands)		
32	Area Covered under Plantation (Public and Forest Lands)	5.46 lakh hectares covered
33	Seedlings planted (Public and Forest Lands)	4242.80 lakh seedling planted
Rehabilitation of Handicapped and Orphans		
34	No. of handicapped rehabilitated under Deen Dayal Rehabilitation Scheme	51,789 Persons benefited
35	No.of disabled persons assisted for purchase/fitting of Aids & Appliances	30,206 Persons benefited
36	No.of orphans adopted in country	1,249 Orphans adopted
Welfare of the aged		
37	No. of beneficiaries assisted under Day-care Homes(<i>Integrated programme for older persons</i>)	1.88 lakh Beneficiaries assisted
38	No.of beneficiaries assisted under Old-age Homes(<i>Integrated programme for older persons</i>)	3.77 lakh Beneficiaries assisted
Rural Road- PMGSY		
39	Length of Road Constructed	14,860 Kms road constructed
Rajiv Gandhi Grameen Vidyutikaran Yojana		
40	No.of Villages Electrified	6,580 Villages electrified
Energized Pumps sets		
41	No.of Pumps sets energized	60,041 Pumpsets energized for irrigation purposes
Supply of Electricity		
42	Electricity supplied (MU)	2,16,927 million units (MU)

ACHIEVEMENT HIGHLIGHTS

PERFORMANCE DURING April to July, 2007

The cumulative performance during April to July, 2007 has been "Very Good" for 9 items, "Good" for 2 items, and "Poor" for 7 items.

A. "Very Good" Performance (90% or above of targets)

<u>No.</u>	<u>Items</u>	<u>% Achievement</u>
01E02	SHGs provided income generating activities	245
01B01	Total Swarozgaries Assisted -SGSY	144
08C01	Routine Immunisation of Children	118
07A01	Habitations covered (NC and PC) - ARWSP	113
15A02	Seedlings Planted (Public and Forest Lands)	105
12A01	ICDS Blocks Operational (Cum.)	101
12B01	Anganwadis Functional (Cum.)	97
18E02	Supply of Electricity	92
05B02	Food Security (Antodaya Anna Yojana)	91

B. "Good" Performance (80% to 90%)

15A01	Area Covered under Plantation (Public and Forest Lands)	88
05A02	Food security (Targeted Public Distribution system)	81

C. Areas of concern-where the performance is below 80%

17A01	Road Constructed- PMGSY	79
18B01	Villages Electrified - RGGVY	74
10A01	SC Families Assisted	68
18D01	Pumps sets energized	53
06A01	Houses constructed - IAY	36
07A02	Slipped back Habitations with water quality problems covered- ARWSP	7
06B01	Houses constructed - EWS/LIG	1

PERFORMANCE DURING April to July, 2007

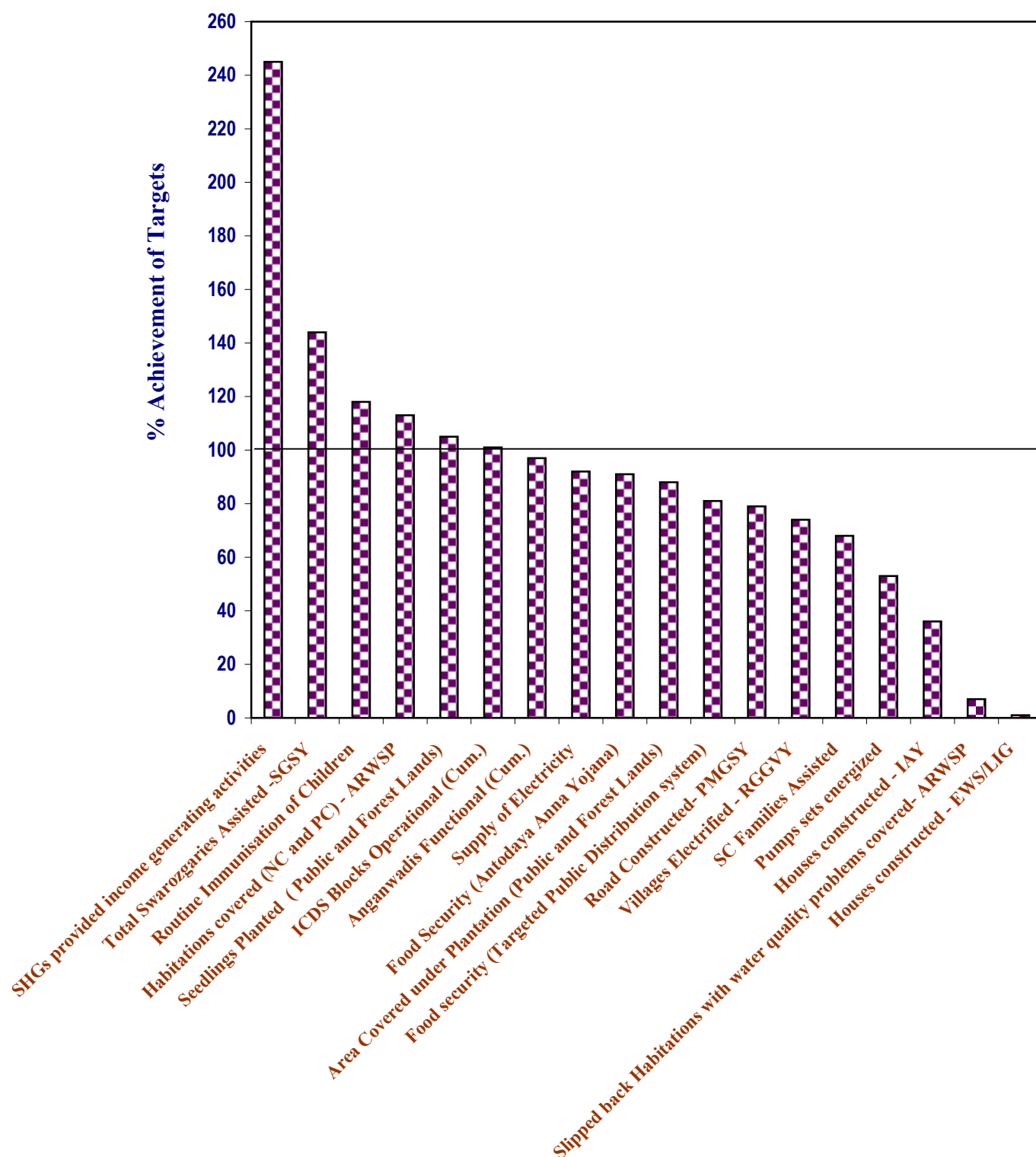


Table - A
Targets for 2007-2008 & April to July, 2007 and achievements during the period April to July, 2007
ALL INDIA PERFORMANCE

Sl. No.	Item Code	Item Description	Units	Targets		Achievements	% Achievements of Targets during April -July,2007
				2007-2008	April - July,2007	April - July,2007	
1	01B01	Total Swarozgaries Assisted - SGSY	Number	2,92,379	97,424	1,39,903	144
2	01E02	SHGs provided income generating activities	Number	1,06,037	22,966	56,272	245
3	05A02	Off take by States/UTs - TPDS	Tonnes	-	1,22,48,415	99,70,017	81
4	05B02	Off take by States/UTs - AAY	Tonnes	-	30,97,912	28,30,319	91
5	06A01	Houses constructed - IAY	Number	21,27,184	7,09,036	2,56,759	36
6	06B01	Houses constructed - EWS/LIG	Number	93,411	31,125	341	1
7	07A01	Habitations covered (NC and PC) - ARWSP	Number	16,886	3,657	4,140	113
8	07A02	Slipped back Habitations with water quality problems covered- ARWSP	Number	1,55,499	40,170	2,935	7
9	08C01	Routine Immunisation of Children	Number	2,57,72,056	85,90,668	1,01,17,685	118
10	10A01	SC Families Assisted	Number	47,74,200	15,91,360	10,75,550	68
11	12A01	ICDS Blocks Operational (Cum.)	Number	6,229	6,055	6,137	101
12	12B01	Anganwadis Functional (Cum.)	Number	10,17,952	9,20,963	8,90,993	97
13	15A01	Area Covered under Plantation (Public and Forest Lands)	Hectares	18,60,000	6,19,948	5,45,915	88
14	15A02	Seedlings Planted (Public and Forest Lands)	Number	1,20,90,10,000	40,30,03,276	42,42,79,547	105
15	17A01	Road Constructed- PMGSY	Kilometer	54,401	18,918	14,860	79
16	18B01	Villages Electrified - RGGVY	Number	40,000	8,885	6,580	74
17	18D01	Pumps sets energized	Number	3,41,399	1,13,784	60,041	53
18	18E02	Electricity supplied	Million Units	-	2,35,883	2,16,927	92

Table - B**STATE-WISE PERFORMANCE DURING April to July, 2007 (PERCENT ACHIEVEMENT)**

Item No.	Description	ALL INDIA	AP	ARP	AS	BI	CHHA.	DELHI	GOA
01B01	Total Swarozgaries Assisted - SGSY	144	52	0	6	23	40	NA	62
01E02	SHGs provided income generating activities	245	1,840	0	578	15	38	NA	1,540
05A02	Food security (Targeted Public Distribution system)	81	91	11	115	45	106	81	111
05B02	Food Security (Antodaya Anna Yojana)	91	101	4	106	73	112	98	81
06A01	Houses constructed - IAY	36	52	0	29	24	5	NA	18
06B01	Houses constructed - EWS/LIG	1	NA	0	NA	NA	0	NA	NA
07A01	Habitations covered (NC and PC) - ARWSP	113	NA	0	41	NA	NA	NA	NA
07A02	Slipped back Habitations with water quality problems covered- ARWSP	7	1	0	2	0	178	NA	NA
08C01	Routine Immunisation of Children	118	149	0	60	29	42	78	95
10A01	SC Families Assisted	68	6	NA	10	7	0	13	8
12A01	ICDS Blocks Operational (Cum.)	101	102	104	131	103	99	103	100
12B01	Anganwadis Functional (Cum.)	97	94	103	100	77	101	102	100
15A01	Area Covered under Plantation (Public and Forest Lands)	88	69	0	0	35	0	0	75
15A02	Seedlings Planted (Public and Forest Lands)	105	95	1	0	108	0	1,615	180
17A01	Road Constructed- PMGSY	79	67	0	0	120	61	NA	0
18B01	Villages Electrified - RGGVY	74	3	NA	NA	0	0	NA	NA
18D01	Pumps sets energized	53	NA	NA	NA	41	23	NA	NA
18E02	Supply of Electricity	92	95	85	93	92	94	100	99

NA - Not Applicable

Table - B(Contd.)

STATE-WISE PERFORMANCE DURING April to July, 2007 (PERCENT ACHIEVEMENT)

Item No.	Description	ALL INDIA	GUJ	HRY	HP	J&K	JHAR.	KAR	KER
01B01	Total Swarozgaries Assisted - SGSY	144	138	149	171	102	85	120	22
01E02	SHGs provided income generating activities	245	57	168	64	29	485	133	34
05A02	Food security (Targeted Public Distribution system)	81	73	75	97	87	74	71	75
05B02	Food Security (Antodaya Anna Yojana)	91	86	95	92	101	96	94	100
06A01	Houses constructed - IAY	36	42	21	21	64	61	52	52
06B01	Houses constructed - EWS/LIG	1	NA	0	0	NA	NA	NA	NA
07A01	Habitations covered (NC and PC) - ARWSP	113	NA	NA	278	0	NA	681	32
07A02	Slipped back Habitations with water quality problems covered- ARWSP	7	27	0	0	0	7	2	3
08C01	Routine Immunisation of Children	118	72	72	101	235	65	459	401
10A01	SC Families Assisted	68	79	2	0	0	218	27	3
12A01	ICDS Blocks Operational (Cum.)	101	102	101	101	102	83	100	100
12B01	Anganwadis Functional (Cum.)	97	95	102	44	95	93	103	100
15A01	Area Covered under Plantation (Public and Forest Lands)	88	82	0	39	1	66	235	211
15A02	Seedlings Planted (Public and Forest Lands)	105	476	0	7	2	84	304	160
17A01	Road Constructed- PMGSY	79	0	0	95	0	304	48	25
18B01	Villages Electrified - RGGVY	74	100	0	NA	NA	1,784	0	NA
18D01	Pumps sets energized	53	129	160	214	NA	87	110	126
18E02	Supply of Electricity	92	86	93	99	71	96	98	98

NA - Not Applicable

Table - B(Contd.)

STATE-WISE PERFORMANCE DURING April to July, 2007 (PERCENT ACHIEVEMENT)

Item No.	Description	ALL INDIA	MP	MAH	MANI	MEGH	MIZ	NAGA	ORI
01B01	Total Swarozgaries Assisted - SGSY	144	75	11	0	152	0	123	1
01E02	SHGs provided income generating activities	245	66	36	0	0	0	322	30
05A02	Food security (Targeted Public Distribution system)	81	91	79	89	95	153	101	79
05B02	Food Security (Antodaya Anna Yojana)	91	95	80	98	98	100	109	79
06A01	Houses constructed - IAY	36	50	42	0	8	108	280	26
06B01	Houses constructed - EWS/LIG	1	14	0	NA	NA	NA	NA	NA
07A01	Habitations covered (NC and PC) - ARWSP	113	NA	17	NA	814	NA	0	NA
07A02	Slipped back Habitations with water quality problems covered- ARWSP	7	1	3	0	2	0	0	4
08C01	Routine Immunisation of Children	118	85	263	91	70	380	91	58
10A01	SC Families Assisted	68	13	15	0	NA	NA	NA	30
12A01	ICDS Blocks Operational (Cum.)	101	101	101	112	103	91	96	100
12B01	Anganwadis Functional (Cum.)	97	100	100	102	104	102	92	102
15A01	Area Covered under Plantation (Public and Forest Lands)	88	231	104	0	48	316	105	66
15A02	Seedlings Planted (Public and Forest Lands)	105	130	208	0	47	88	0	0
17A01	Road Constructed- PMGSY	79	64	65	0	0	74	0	65
18B01	Villages Electrified - RGGVY	74	0	0	NA	NA	NA	NA	NA
18D01	Pumps sets energized	53	55	34	NA	NA	NA	NA	1
18E02	Supply of Electricity	92	89	82	91	69	77	87	98

NA - Not Applicable

Table - B(Contd.)

STATE-WISE PERFORMANCE DURING April to July, 2007 (PERCENT ACHIEVEMENT)

Item No.	Description	ALL INDIA	PUDU	PUN	RAJ	SIK	TN	TRI	UTTA.
01B01	Total Swarozgaries Assisted - SGSY	144	0	60	103	437	1,431	0	177
01E02	SHGs provided income generating activities	245	187	98	35	155	147	0	98
05A02	Food security (Targeted Public Distribution system)	81	33	36	83	100	83	105	45
05B02	Food Security (Antodaya Anna Yojana)	91	59	42	91	100	101	105	42
06A01	Houses constructed - IAY	36	6	21	40	46	66	22	41
06B01	Houses constructed - EWS/LIG	1	NA	0	NA	0	NA	0	NA
07A01	Habitations covered (NC and PC) - ARWSP	113	NA	500	524	NA	NA	NA	1,032
07A02	Slipped back Habitations with water quality problems covered- ARWSP	7	86	1	5	0	2	13	9
08C01	Routine Immunisation of Children	118	83	106	81	97	111	85	78
10A01	SC Families Assisted	68	26	31	75	43	133	2	19
12A01	ICDS Blocks Operational (Cum.)	101	100	100	100	110	100	106	100
12B01	Anganwadis Functional (Cum.)	97	100	94	103	107	101	106	102
15A01	Area Covered under Plantation (Public and Forest Lands)	88	21	0	85	15	4	76	64
15A02	Seedlings Planted (Public and Forest Lands)	105	107	0	28	36	2	30	23
17A01	Road Constructed- PMGSY	79	NA	92	142	54	2	0	9
18B01	Villages Electrified - RGGVY	74	NA	NA	43	NA	NA	NA	173
18D01	Pumps sets energized	53	NA	177	NA	NA	109	NA	182
18E02	Supply of Electricity	92	100	96	100	98	98	93	99

NA - Not Applicable

Table - B(Contd.)

STATE-WISE PERFORMANCE DURING April to July, 2007 (PERCENT ACHIEVEMENT)

Item No.	Description	ALL INDIA	UP	WB	A&N	CHND.	D&N	D&D	LAKSH
01B01	Total Swarozgaries Assisted - SGSY	144	202	81	190	NA	90	0	180
01E02	SHGs provided income generating activities	245	138	345	567	NA	0	0	0
05A02	Food security (Targeted Public Distribution system)	81	96	78	67	114	12	16	33
05B02	Food Security (Antodaya Anna Yojana)	91	100	87	69	149	21	14	0
06A01	Houses constructed - IAY	36	32	33	4	NA	0	2	20
06B01	Houses constructed - EWS/LIG	1	3	0	NA	NA	NA	NA	NA
07A01	Habitations covered (NC and PC) - ARWSP	113	NA	NA	NA	NA	0	NA	0
07A02	Slipped back Habitations with water quality problems covered- ARWSP	7	16	0	0	NA	0	NA	0
08C01	Routine Immunisation of Children	118	93	61	82	104	88	47	77
10A01	SC Families Assisted	68	34	25	NA	128	NA	NA	NA
12A01	ICDS Blocks Operational (Cum.)	101	100	99	100	100	50	100	100
12B01	Anganwadis Functional (Cum.)	97	101	101	111	101	105	101	112
15A01	Area Covered under Plantation (Public and Forest Lands)	88	119	20	50	223	250	188	0
15A02	Seedlings Planted (Public and Forest Lands)	105	293	50	11	138	427	0	103
17A01	Road Constructed- PMGSY	79	68	57	NA	NA	NA	NA	NA
18B01	Villages Electrified - RGGVY	74	114	623	NA	NA	NA	NA	NA
18D01	Pumps sets energized	53	NA	44	NA	NA	NA	NA	NA
18E02	Supply of Electricity	92	88	97	75	100	100	90	100

NA - Not Applicable

Table - C

**Items in which the States/UTs performance is Very Good (90% and above),
Good (80% to 90%) and Poor (below 80%) during the period
April to July, 2007**

1. ANDHRA PRADESH

Very Good

SHGs provided income generating activities, Off take by States/UTs -TPDS, Off take by States/UTs - AAY, Routine Immunisation of Children, ICDS Blocks Operational (Cum.), Anganwadis Functional (Cum.), Seedlings Planted (Public and Forest Lands), Electricity supplied

Poor

Total Swarozgaries Assisted -SGSY, Houses constructed - IAY, Slipped back Habitations with water quality problems covered- ARWSP, SC Families Assisted, Area Covered under Plantation (Public and Forest Lands), Road Constructed- PMGSY, Villages Electrified - RGGVY

2. ARUNACHAL PRADESH

Very Good

ICDS Blocks Operational (Cum.), Anganwadis Functional (Cum.)

Good

Electricity supplied

Poor

Total Swarozgaries Assisted -SGSY, SHGs provided income generating activities, Off take by States/UTs -TPDS, Off take by States/UTs - AAY, Houses constructed - IAY, Houses constructed - EWS/LIG, Habitations covered (NC and PC) - ARWSP, Slipped back Habitations with water quality problems covered- ARWSP, Routine Immunisation of Children, Area Covered under Plantation (Public and Forest Lands), Seedlings Planted (Public and Forest Lands), Road Constructed- PMGSY

3. ASSAM

Very Good

SHGs provided income generating activities, Off take by States/UTs -TPDS, Off take by States/UTs - AAY, ICDS Blocks Operational (Cum.), Anganwadis Functional (Cum.), Electricity supplied

Poor

Total Swarozgaries Assisted -SGSY, Houses constructed - IAY, Habitations covered (NC and PC) - ARWSP, Slipped back Habitations with water quality problems covered- ARWSP, Routine Immunisation of Children, SC Families Assisted, Area Covered under Plantation (Public and Forest Lands), Seedlings Planted (Public and Forest Lands), Road Constructed- PMGSY

4. BIHAR

Very Good

ICDS Blocks Operational (Cum.), Seedlings Planted (Public and Forest Lands), Road Constructed- PMGSY, Electricity supplied

Poor

Total Swarozgaries Assisted -SGSY, SHGs provided income generating activities, Off take by States/UTs -TPDS, Off take by States/UTs - AAY, Houses constructed - IAY, Slipped back Habitations with water quality problems covered- ARWSP, Routine Immunisation of Children, SC Families Assisted, Anganwadis Functional (Cum.), Area Covered under Plantation (Public and Forest Lands), Villages Electrified - RGGVY, Pumps sets energized

Table - C (Contd.)

5. CHHATISGARH

Very Good

Off take by States/UTs -TPDS, Off take by States/UTs - AAY, Slipped back Habitations with water quality problems covered- ARWSP, ICDS Blocks Operational (Cum.), Anganwadis Functional (Cum.), Electricity supplied

Poor

Total Swarozgaries Assisted -SGSY, SHGs provided income generating activities, Houses constructed - IAY, Houses constructed - EWS/LIG, Routine Immunisation of Children, SC Families Assisted, Area Covered under Plantation (Public and Forest Lands), Seedlings Planted (Public and Forest Lands), Road Constructed- PMGSY, Villages Electrified - RGGVY, Pumps sets energized

6. DELHI

Very Good

Off take by States/UTs - AAY, ICDS Blocks Operational (Cum.), Anganwadis Functional (Cum.), Seedlings Planted (Public and Forest Lands), Electricity supplied

Good

Off take by States/UTs -TPDS

Poor

Routine Immunisation of Children, SC Families Assisted, Area Covered under Plantation (Public and Forest Lands)

7. GOA

Very Good

SHGs provided income generating activities, Off take by States/UTs -TPDS, Routine Immunisation of Children, ICDS Blocks Operational (Cum.), Anganwadis Functional (Cum.), Seedlings Planted (Public and Forest Lands), Electricity supplied

Good

Off take by States/UTs - AAY

Poor

Total Swarozgaries Assisted -SGSY, Houses constructed - IAY, SC Families Assisted, Area Covered under Plantation (Public and Forest Lands), Road Constructed- PMGSY

8. GUJARAT

Very Good

Total Swarozgaries Assisted -SGSY, ICDS Blocks Operational (Cum.), Anganwadis Functional (Cum.), Seedlings Planted (Public and Forest Lands), Villages Electrified - RGGVY, Pumps sets energized

Good

Off take by States/UTs - AAY, Area Covered under Plantation (Public and Forest Lands), Electricity supplied

Poor

SHGs provided income generating activities, Off take by States/UTs -TPDS, Houses constructed - IAY, Slipped back Habitations with water quality problems covered- ARWSP, Routine Immunisation of Children, SC Families Assisted, Road Constructed- PMGSY

Table - C (Contd.)

9. HARYANA

Very Good

Total Swarozgaries Assisted -SGSY, SHGs provided income generating activities, Off take by States/UTs - AAY, ICDS Blocks Operational (Cum.), Anganwadis Functional (Cum.), Pumps sets energized, Electricity supplied

Poor

Off take by States/UTs -TPDS, Houses constructed - IAY, Houses constructed - EWS/LIG, Slipped back Habitations with water quality problems covered- ARWSP, Routine Immunisation of Children, SC Families Assisted, Area Covered under Plantation (Public and Forest Lands), Seedlings Planted (Public and Forest Lands), Road Constructed- PMGSY, Villages Electrified - RGGVY

10. HIMACHAL PRADESH

Very Good

Total Swarozgaries Assisted -SGSY, Off take by States/UTs -TPDS, Off take by States/UTs - AAY, Habitations covered (NC and PC) - ARWSP, Routine Immunisation of Children, ICDS Blocks Operational (Cum.), Road Constructed- PMGSY, Pumps sets energized, Electricity supplied

Poor

SHGs provided income generating activities, Houses constructed - IAY, Houses constructed - EWS/LIG, Slipped back Habitations with water quality problems covered- ARWSP, SC Families Assisted, Anganwadis Functional (Cum.), Area Covered under Plantation (Public and Forest Lands), Seedlings Planted (Public and Forest Lands)

11. JAMMU AND KASHMIR

Very Good

Total Swarozgaries Assisted -SGSY, Off take by States/UTs - AAY, Routine Immunisation of Children, ICDS Blocks Operational (Cum.), Anganwadis Functional (Cum.)

Good

Off take by States/UTs -TPDS

Poor

SHGs provided income generating activities, Houses constructed - IAY, Habitations covered (NC and PC) - ARWSP, Slipped back Habitations with water quality problems covered- ARWSP, SC Families Assisted, Area Covered under Plantation (Public and Forest Lands), Seedlings Planted (Public and Forest Lands), Road Constructed- PMGSY, Electricity supplied

12. JHARKHAND

Very Good

SHGs provided income generating activities, Off take by States/UTs - AAY, SC Families Assisted, Anganwadis Functional (Cum.), Road Constructed- PMGSY, Villages Electrified - RGGVY, Electricity supplied

Good

Total Swarozgaries Assisted -SGSY, ICDS Blocks Operational (Cum.), Seedlings Planted (Public and Forest Lands), Pumps sets energized

Poor

Off take by States/UTs -TPDS, Houses constructed - IAY, Slipped back Habitations with water quality problems covered- ARWSP, Routine Immunisation of Children, Area Covered under Plantation (Public and Forest Lands)

Table - C (Contd.)

13. KARNATAKA

Very Good

Total Swarozgaries Assisted -SGSY, SHGs provided income generating activities, Off take by States/UTs - AAY, Habitations covered (NC and PC) - ARWSP, Routine Immunisation of Children, ICDS Blocks Operational (Cum.), Anganwadis Functional (Cum.), Area Covered under Plantation (Public and Forest Lands), Seedlings Planted (Public and Forest Lands), Pumps sets energized, Electricity supplied

Poor

Off take by States/UTs -TPDS, Houses constructed - IAY, Slipped back Habitations with water quality problems covered- ARWSP, SC Families Assisted, Road Constructed- PMGSY, Villages Electrified - RGGVY

14. KERALA

Very Good

Off take by States/UTs - AAY, Routine Immunisation of Children, ICDS Blocks Operational (Cum.), Anganwadis Functional (Cum.), Area Covered under Plantation (Public and Forest Lands), Seedlings Planted (Public and Forest Lands), Pumps sets energized, Electricity supplied

Poor

Total Swarozgaries Assisted -SGSY, SHGs provided income generating activities, Off take by States/UTs -TPDS, Houses constructed - IAY, Habitations covered (NC and PC) - ARWSP, Slipped back Habitations with water quality problems covered- ARWSP, SC Families Assisted, Road Constructed- PMGSY

15. MADHYA PRADESH

Very Good

Off take by States/UTs -TPDS, Off take by States/UTs - AAY, ICDS Blocks Operational (Cum.), Anganwadis Functional (Cum.), Area Covered under Plantation (Public and Forest Lands), Seedlings Planted (Public and Forest Lands)

Good

Routine Immunisation of Children, Electricity supplied

Poor

Total Swarozgaries Assisted -SGSY, SHGs provided income generating activities, Houses constructed - IAY, Houses constructed - EWS/LIG, Slipped back Habitations with water quality problems covered- ARWSP, SC Families Assisted, Road Constructed- PMGSY, Villages Electrified - RGGVY, Pumps sets energized

16. MAHARASHTRA

Very Good

Routine Immunisation of Children, ICDS Blocks Operational (Cum.), Anganwadis Functional (Cum.), Area Covered under Plantation (Public and Forest Lands), Seedlings Planted (Public and Forest Lands)

Good

Off take by States/UTs - AAY, Electricity supplied

Poor

Total Swarozgaries Assisted -SGSY, SHGs provided income generating activities, Off take by States/UTs -TPDS, Houses constructed - IAY, Houses constructed - EWS/LIG, Habitations covered (NC and PC) - ARWSP, Slipped back Habitations with water quality problems covered- ARWSP, SC Families Assisted, Road Constructed- PMGSY, Villages Electrified - RGGVY, Pumps sets energized

Table - C (Contd.)

17. MANIPUR

Very Good

Off take by States/UTs - AAY, Routine Immunisation of Children, ICDS Blocks Operational (Cum.), Anganwadis Functional (Cum.), Electricity supplied

Good

Off take by States/UTs -TPDS

Poor

Total Swarozgaries Assisted -SGSY, SHGs provided income generating activities, Houses constructed - IAY, Slipped back Habitations with water quality problems covered- ARWSP, SC Families Assisted, Area Covered under Plantation (Public and Forest Lands), Seedlings Planted (Public and Forest Lands), Road Constructed- PMGSY

18. MEGHALAYA

Very Good

Total Swarozgaries Assisted -SGSY, Off take by States/UTs -TPDS, Off take by States/UTs - AAY, Habitations covered (NC and PC) - ARWSP, ICDS Blocks Operational (Cum.), Anganwadis Functional (Cum.)

Poor

SHGs provided income generating activities, Houses constructed - IAY, Slipped back Habitations with water quality problems covered- ARWSP, Routine Immunisation of Children, Area Covered under Plantation (Public and Forest Lands), Seedlings Planted (Public and Forest Lands), Road Constructed- PMGSY, Electricity supplied

19. MIZORAM

Very Good

Off take by States/UTs -TPDS, Off take by States/UTs - AAY, Houses constructed - IAY, Routine Immunisation of Children, ICDS Blocks Operational (Cum.), Anganwadis Functional (Cum.), Area Covered under Plantation (Public and Forest Lands)

Good

Seedlings Planted (Public and Forest Lands)

Poor

Total Swarozgaries Assisted -SGSY, SHGs provided income generating activities, Slipped back Habitations with water quality problems covered- ARWSP, Road Constructed- PMGSY, Electricity supplied

Table - C (Contd.)

20. NAGALAND

Very Good

Total Swarozgaries Assisted -SGSY, SHGs provided income generating activities, Off take by States/UTs -TPDS, Off take by States/UTs - AAY, Houses constructed - IAY, Routine Immunisation of Children, ICDS Blocks Operational (Cum.), Anganwadis Functional (Cum.), Area Covered under Plantation (Public and Forest Lands)

Good

Electricity supplied

Poor

Habitations covered (NC and PC) - ARWSP, Slipped back Habitations with water quality problems covered- ARWSP, Seedlings Planted (Public and Forest Lands), Road Constructed- PMGSY

21. ORISSA

Very Good

ICDS Blocks Operational (Cum.), Anganwadis Functional (Cum.), Electricity supplied

Poor

Total Swarozgaries Assisted -SGSY, SHGs provided income generating activities, Off take by States/UTs -TPDS, Off take by States/UTs - AAY, Houses constructed - IAY, Slipped back Habitations with water quality problems covered- ARWSP, Routine Immunisation of Children, SC Families Assisted, Area Covered under Plantation (Public and Forest Lands), Seedlings Planted (Public and Forest Lands), Road Constructed- PMGSY, Pumps sets energized

22. PUDUCHERRY

Very Good

SHGs provided income generating activities, ICDS Blocks Operational (Cum.), Anganwadis Functional (Cum.), Seedlings Planted (Public and Forest Lands), Electricity supplied

Good

Slipped back Habitations with water quality problems covered- ARWSP, Routine Immunisation of Children

Poor

Total Swarozgaries Assisted -SGSY, Off take by States/UTs -TPDS, Off take by States/UTs - AAY, Houses constructed - IAY, SC Families Assisted, Area Covered under Plantation (Public and Forest Lands)

Table - C (Contd.)

23. PUNJAB

Very Good

SHGs provided income generating activities, Habitations covered (NC and PC) - ARWSP, Routine Immunisation of Children, ICDS Blocks Operational (Cum.), Anganwadis Functional (Cum.), Road Constructed- PMGSY, Pumps sets energized, Electricity supplied

Poor

Total Swarozgaries Assisted -SGSY, Off take by States/UTs -TPDS, Off take by States/UTs - AAY, Houses constructed - IAY, Houses constructed - EWS/LIG, Slipped back Habitations with water quality problems covered- ARWSP, SC Families Assisted, Area Covered under Plantation (Public and Forest Lands), Seedlings Planted (Public and Forest Lands)

24. RAJASTHAN

Very Good

Total Swarozgaries Assisted -SGSY, Off take by States/UTs - AAY, Habitations covered (NC and PC) - ARWSP, ICDS Blocks Operational (Cum.), Anganwadis Functional (Cum.), Road Constructed- PMGSY, Electricity supplied

Good

Off take by States/UTs -TPDS, Routine Immunisation of Children, Area Covered under Plantation (Public and Forest Lands)

Poor

SHGs provided income generating activities, Houses constructed - IAY, Slipped back Habitations with water quality problems covered- ARWSP, SC Families Assisted, Seedlings Planted (Public and Forest Lands), Villages Electrified - RGGVY

25. SIKKIM

Very Good

Total Swarozgaries Assisted -SGSY, SHGs provided income generating activities, Off take by States/UTs -TPDS, Off take by States/UTs - AAY, Routine Immunisation of Children, ICDS Blocks Operational (Cum.), Anganwadis Functional (Cum.), Electricity supplied

Poor

Houses constructed - IAY, Houses constructed - EWS/LIG, Slipped back Habitations with water quality problems covered- ARWSP, SC Families Assisted, Area Covered under Plantation (Public and Forest Lands), Seedlings Planted (Public and Forest Lands), Road Constructed- PMGSY

26. TAMIL NADU

Very Good

Total Swarozgaries Assisted -SGSY, SHGs provided income generating activities, Off take by States/UTs - AAY, Routine Immunisation of Children, SC Families Assisted, ICDS Blocks Operational (Cum.), Anganwadis Functional (Cum.), Pumps sets energized, Electricity supplied

Good

Off take by States/UTs -TPDS

Poor

Houses constructed - IAY, Slipped back Habitations with water quality problems covered- ARWSP, Area Covered under Plantation (Public and Forest Lands), Seedlings Planted (Public and Forest Lands), Road Constructed- PMGSY

Table - C (Contd.)

27. TRIPURA

Very Good

Off take by States/UTs -TPDS, Off take by States/UTs - AAY, ICDS Blocks Operational (Cum.), Anganwadis Functional (Cum.), Electricity supplied

Good

Routine Immunisation of Children

Poor

Total Swarozgaries Assisted -SGSY, SHGs provided income generating activities, Houses constructed - IAY, Houses constructed - EWS/LIG, Slipped back Habitations with water quality problems covered- ARWSP, SC Families Assisted, Area Covered under Plantation (Public and Forest Lands), Seedlings Planted (Public and Forest Lands), Road Constructed- PMGSY

28. UTTARAKHAND

Very Good

Total Swarozgaries Assisted -SGSY, SHGs provided income generating activities, Habitations covered (NC and PC) - ARWSP, ICDS Blocks Operational (Cum.), Anganwadis Functional (Cum.), Villages Electrified - RGGVY, Pumps sets energized, Electricity supplied

Poor

Off take by States/UTs -TPDS, Off take by States/UTs - AAY, Houses constructed - IAY, Slipped back Habitations with water quality problems covered- ARWSP, Routine Immunisation of Children, SC Families Assisted, Area Covered under Plantation (Public and Forest Lands), Seedlings Planted (Public and Forest Lands), Road Constructed- PMGSY

29. UTTAR PRADESH

Very Good

Total Swarozgaries Assisted -SGSY, SHGs provided income generating activities, Off take by States/UTs -TPDS, Off take by States/UTs - AAY, Routine Immunisation of Children, ICDS Blocks Operational (Cum.), Anganwadis Functional (Cum.), Area Covered under Plantation (Public and Forest Lands), Seedlings Planted (Public and Forest Lands), Villages Electrified - RGGVY

Good

Electricity supplied

Poor

Houses constructed - IAY, Houses constructed - EWS/LIG, Slipped back Habitations with water quality problems covered- ARWSP, SC Families Assisted, Road Constructed- PMGSY

Table - C (Contd.)

30. WEST BENGAL

Very Good

SHGs provided income generating activities, ICDS Blocks Operational (Cum.), Anganwadis Functional (Cum.), Villages Electrified - RGGVY, Electricity supplied

Good

Total Swarozgaries Assisted -SGSY, Off take by States/UTs - AAY

Poor

Off take by States/UTs -TPDS, Houses constructed - IAY, Houses constructed - EWS/LIG, Slipped back Habitations with water quality problems covered- ARWSP, Routine Immunisation of Children, SC Families Assisted, Area Covered under Plantation (Public and Forest Lands), Seedlings Planted (Public and Forest Lands), Road Constructed- PMGSY, Pumps sets energized

31. ANDAMAN AND NICOBAR ISLANDS

Very Good

Total Swarozgaries Assisted -SGSY, SHGs provided income generating activities, ICDS Blocks Operational (Cum.), Anganwadis Functional (Cum.)

Good

Routine Immunisation of Children

Poor

Off take by States/UTs -TPDS, Off take by States/UTs - AAY, Houses constructed - IAY, Slipped back Habitations with water quality problems covered- ARWSP, Area Covered under Plantation (Public and Forest Lands), Seedlings Planted (Public and Forest Lands), Electricity supplied

32. CHANDIGARH

Very Good

Off take by States/UTs -TPDS, Off take by States/UTs - AAY, Routine Immunisation of Children, SC Families Assisted, ICDS Blocks Operational (Cum.), Anganwadis Functional (Cum.), Area Covered under Plantation (Public and Forest Lands), Seedlings Planted (Public and Forest Lands), Electricity supplied

33. DADRA AND NAGAR HAVELI

Very Good

Total Swarozgaries Assisted -SGSY, Anganwadis Functional (Cum.), Area Covered under Plantation (Public and Forest Lands), Seedlings Planted (Public and Forest Lands), Electricity supplied

Good

Routine Immunisation of Children

Poor

SHGs provided income generating activities, Off take by States/UTs -TPDS, Off take by States/UTs - AAY, Houses constructed - IAY, Habitations covered (NC and PC) - ARWSP, Slipped back Habitations with water quality problems covered- ARWSP, ICDS Blocks Operational (Cum.)

Table - C (Contd.)

34. DAMAN AND DIU

Very Good

ICDS Blocks Operational (Cum.), Anganwadis Functional (Cum.), Area Covered under Plantation (Public and Forest Lands), Electricity supplied

Poor

Total Swarozgaries Assisted -SGSY, SHGs provided income generating activities, Off take by States/UTs -TPDS, Off take by States/UTs - AAY, Houses constructed - IAY, Routine Immunisation of Children, Seedlings Planted (Public and Forest Lands)

35. LAKSHADWEEP

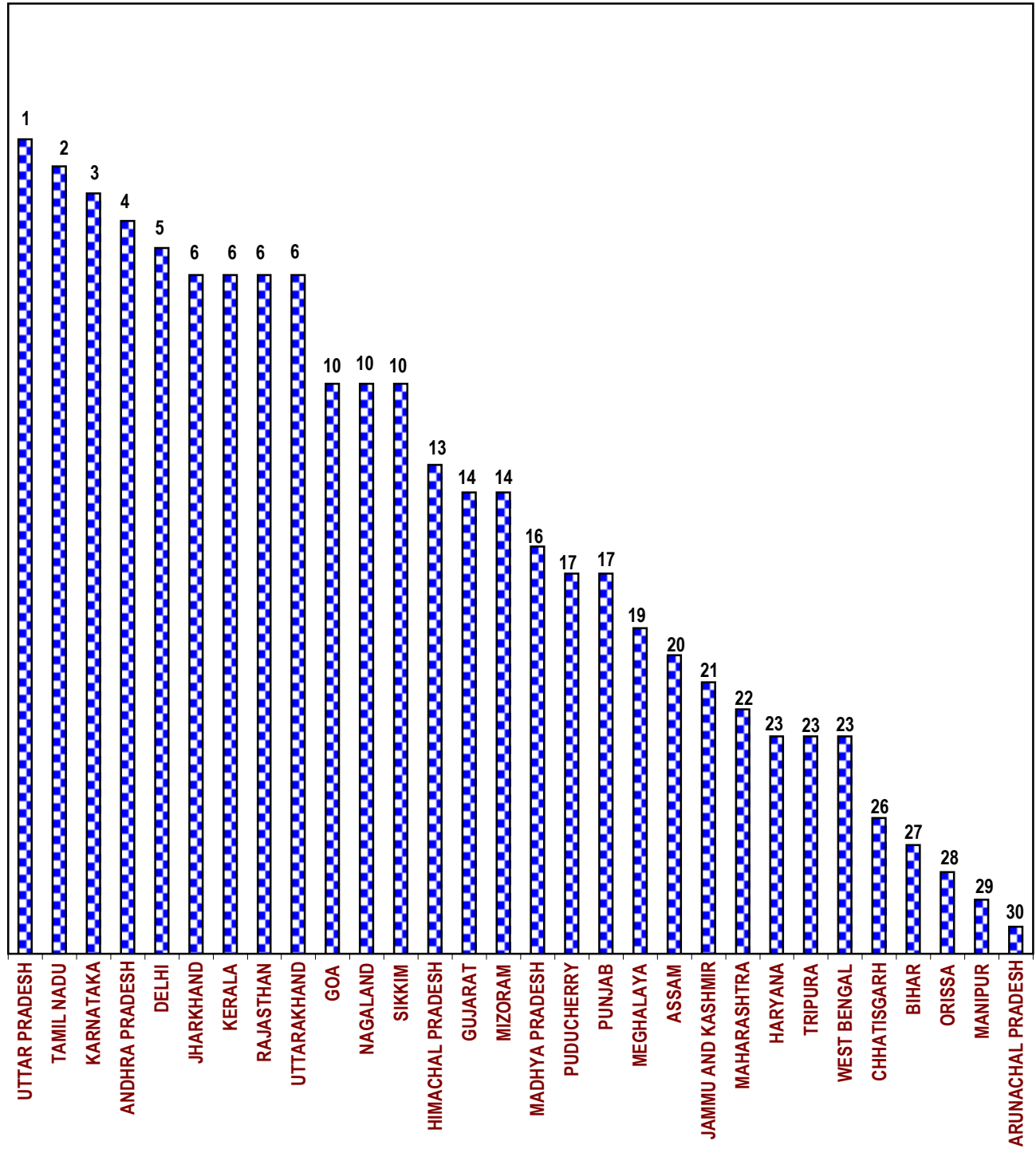
Very Good

Total Swarozgaries Assisted -SGSY, ICDS Blocks Operational (Cum.), Anganwadis Functional (Cum.), Seedlings Planted (Public and Forest Lands), Electricity supplied

Poor

SHGs provided income generating activities, Off take by States/UTs -TPDS, Off take by States/UTs - AAY, Houses constructed - IAY, Habitations covered (NC and PC) - ARWSP, Slipped back Habitations with water quality problems covered- ARWSP, Routine Immunisation of Children, Area Covered under Plantation (Public and Forest Lands)

Ranking of States : April to July, 2007



States

Table - D

SCORE CARD AND RANKING OF STATES ACCORDING TO THEIR PERFORMANCE
During the period April to July, 2007

States	No. of Items/ Parameters	Max Score	Parameters in category				Total Marks	% Ach.	RANK
			A	B	C	D			
UTTAR PRADESH	16	48	10	2	4	0	38	79	1
TAMIL NADU	15	45	9	2	4	0	35	78	2
KARNATAKA	17	51	11	1	4	1	39	76	3
ANDHRA PRADESH	15	45	8	1	6	0	32	71	4
DELHI	9	27	5	1	2	1	19	70	5
JHARKHAND	16	48	7	3	6	0	33	69	6
KERALA	16	48	8	1	7	0	33	69	6
RAJASTHAN	16	48	7	3	6	0	33	69	6
UTTARAKHAND	17	51	8	2	7	0	35	69	6
GOA	13	39	7	0	5	1	26	67	10
NAGALAND	14	42	9	0	1	4	28	67	10
SIKKIM	15	45	8	1	4	2	30	67	10
HIMACHAL PRADESH	17	51	9	0	5	3	32	63	13
GUJARAT	16	48	6	3	6	1	30	62	14
MIZORAM	13	39	7	0	3	3	24	62	14
MADHYA PRADESH	17	51	6	3	7	1	31	61	16
PUDUCHERRY	13	39	5	1	6	1	23	59	17
PUNJAB	17	51	8	0	6	3	30	59	17
MEGHALAYA	14	42	6	0	6	2	24	57	19
ASSAM	15	45	6	0	6	3	24	53	20
JAMMU AND KASHMIR	15	45	5	2	4	4	23	51	21
MAHARASHTRA	18	54	5	1	10	2	27	50	22
HARYANA	17	51	7	0	4	6	25	49	23
TRIPURA	15	45	5	1	5	4	22	49	23
WEST BENGAL	17	51	5	0	10	2	25	49	23
CHHATISGARH	17	51	6	0	6	5	24	47	26
BIHAR	16	48	4	0	10	2	22	46	27
ORISSA	15	45	3	0	11	1	20	44	28
MANIPUR	14	42	5	1	0	8	17	40	29
ARUNACHAL PRADESH	15	45	2	0	4	9	10	22	30

NORMS FOR RANKING

The criteria for performance assessment of States is as follows:

	<u>Marks</u>
Category "A" Where the Achievement is 90% or above of the target	3
Category "B" Where the Achievement is above National Average	2
Category "C" Where the Achievement is below National Average	1
Category "D" Where their is NIL Performance	0

Note: For ranking of the states, the All-India Percent achievement is taken as the National Average.

PART - II

TWENTY POINT PROGRAMME - 2006

ITEM-WISE PERFORMANCE TABLES

Table - 1

Employment generation under the NREG Scheme

Sl. No.	State/UT Name	No. of job cards issued (Number) April,2007-July,2007	Employment generated (Number) April,2007-July,2007	Wages given (Rupees) April,2007-July,2007
(1)	(2)	(3)	(4)	(5)
1	ANDHRA PRADESH	23,58,220	1,63,58,092	1,21,04,98,808
2	ARUNACHAL PRADESH	0	0	0
3	ASSAM	9,20,404	68,35,000	50,03,49,000
4	BIHAR	54,64,502	1,44,56,700	1,33,99,59,000
5	CHHATISGARH	26,21,299	3,02,47,000	2,09,47,46,000
6	DELHI	0	0	0
7	GOA	0	0	0
8	GUJARAT	7,16,636	41,83,100	26,04,78,000
9	HARYANA	22,982	2,87,900	2,72,543
10	HIMACHAL PRADESH	92,905	10,83,800	8,60,84,600
11	JAMMU AND KASHMIR	53,870	96,715	80,37,000
12	JHARKHAND	7,11,936	8,34,84,205	1,50,69,95,604
13	KARNATAKA	8,28,326	42,62,500	31,54,25,000
14	KERALA	28,742	17,68,764	18,63,72,000
15	MADHYA PRADESH	65,24,425	5,83,42,000	4,66,56,24,000
16	MAHARASHTRA	28,17,464	71,47,000	46,89,35,000
17	MANIPUR	0	0	0
18	MEGHALAYA	1,12,973	25,87,000	21,09,91,000
19	MIZORAM	0	0	0
20	NAGALAND	28	13	1,458
21	ORISSA	30,04,570	1,10,06,000	81,90,53,000
22	PUDUCHERRY	0	0	0
23	PUNJAB	50,202	12,000	11,95,000
24	RAJASTHAN	25,69,740	6,71,70,000	3,88,77,60,000
25	SIKKIM	5,123	454	51,000
26	TAMIL NADU	2,20,717	3,00,39,500	2,36,16,94,000
27	TRIPURA	48,243	16,50,000	16,65,00,000
28	UTTARAKHAND	7,420	8,92,000	5,52,37,000
29	UTTAR PRADESH	11,18,627	1,58,12,371	1,48,11,72,398
30	WEST BENGAL	19,92,297	2,52,19,000	2,37,12,87,000
31	ANDAMAN AND NICOBAR ISLANDS	0	0	0
32	CHANDIGARH	0	0	0
33	DADRA AND NAGAR HAVELI	0	0	0
34	DAMAN AND DIU	0	0	0
35	LAKSHADWEEP	0	0	0
Grand Total		3,22,91,651	38,29,41,114	23,99,87,18,411

Swaranjayanti Gram Swarojgar Yojana

Total Swarozgaries Assisted

% Achievement of Target

During April to July, 2007

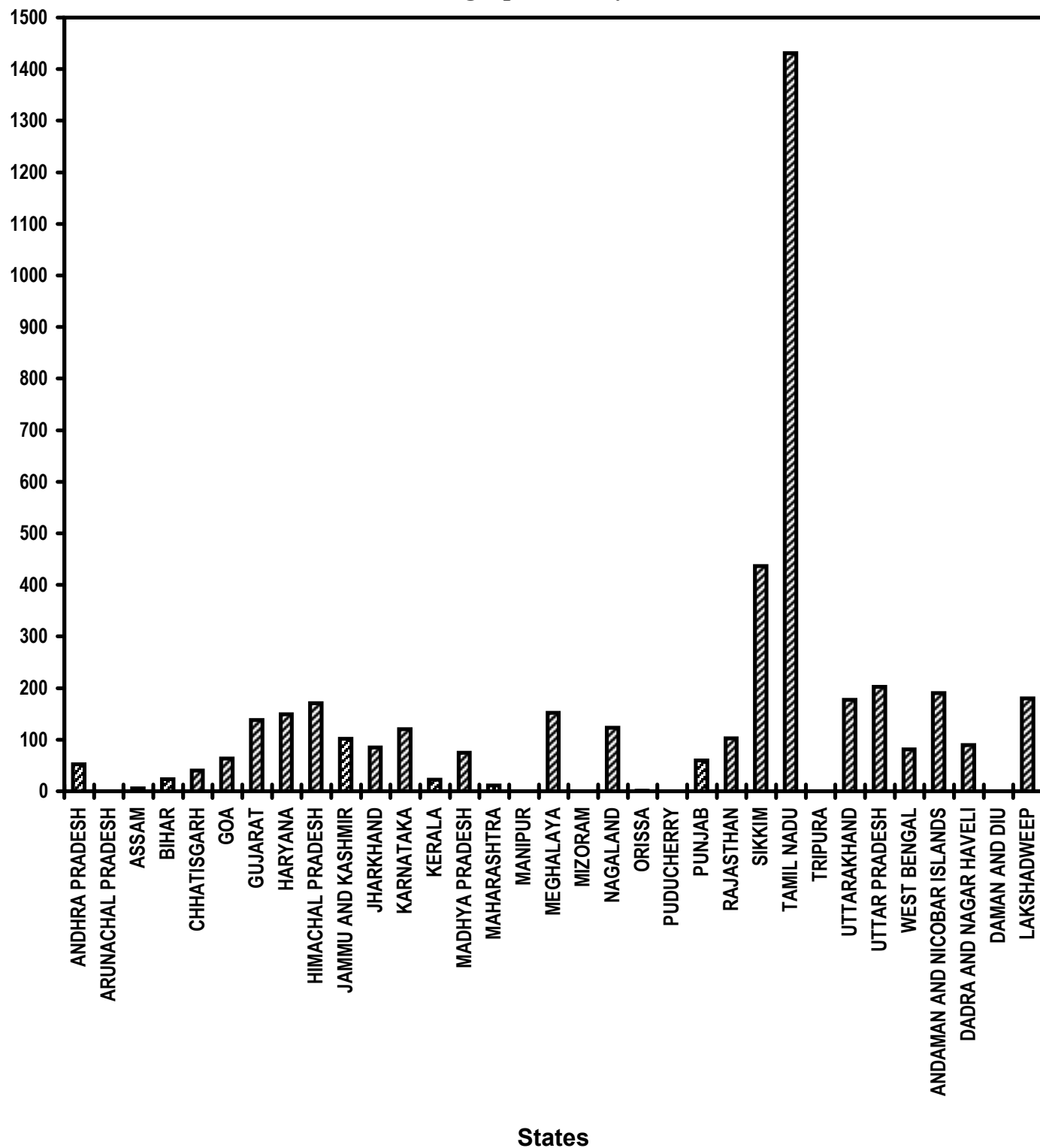


Table - 2

Swaranjayanti Gram Swarojgar Yojana
Total Swarozgaries Assisted
(Unit: Number)

Sl. No.	State/UT Name	Target		Achievement April,2007- July,2007	Percent Achievement April,2007- July,2007
		2007-2008	April,2007- July,2007		
(1)	(2)	(3)	(4)	(5)	(5)/(4)
1	ANDHRA PRADESH	15,430	5,140	2,656	52
2	ARUNACHAL PRADESH	856	284	0	0
3	ASSAM	22,254	7,416	468	6
4	BIHAR	36,707	12,236	2,759	23
5	CHHATISGARH	8,152	2,716	1,098	40
6	GOA	129	40	25	62
7	GUJARAT	5,808	1,936	2,671	138
8	HARYANA	3,417	1,136	1,698	149
9	HIMACHAL PRADESH	1,439	480	822	171
10	JAMMU AND KASHMIR	1,781	592	603	102
11	JHARKHAND	13,840	4,612	3,927	85
12	KARNATAKA	11,652	3,884	4,660	120
13	KERALA	5,228	1,740	387	22
14	MADHYA PRADESH	17,470	5,824	4,345	75
15	MAHARASHTRA	23,033	7,676	846	11
16	MANIPUR	1,492	496	0	0
17	MEGHALAYA	1,671	556	843	152
18	MIZORAM	387	128	0	0
19	NAGALAND	1,147	380	466	123
20	ORISSA	17,649	5,884	37	1
21	PUDUCHERRY	193	64	0	0
22	PUNJAB	1,661	552	329	60
23	RAJASTHAN	8,848	2,948	3,029	103
24	SIKKIM	428	140	612	437
25	TAMIL NADU	13,644	4,548	65,088	1,431
26	TRIPURA	2,694	896	0	0
27	UTTARAKHAND	2,782	928	1,643	177
28	UTTAR PRADESH	52,846	17,616	35,526	202
29	WEST BENGAL	19,613	6,536	5,319	81
30	ANDAMAN AND NICOBAR ISLANDS	32	10	19	190
31	DADRA AND NAGAR HAVELI	32	10	9	90
32	DAMAN AND DIU	32	10	0	0
33	LAKSHADWEEP	32	10	18	180
Grand Total		2,92,379	97,424	1,39,903	144

Very Good:(90% or above of targets)

GUJARAT, HARYANA, HIMACHAL PRADESH, JAMMU AND KASHMIR, KARNATAKA, MEGHALAYA, NAGALAND, RAJASTHAN, SIKKIM, TAMIL NADU, UTTARAKHAND, UTTAR PRADESH, ANDAMAN AND NICOBAR ISLANDS, DADRA AND NAGAR HAVELI, LAKSHADWEEP

Good:(Between 80% to 90% targets)

JHARKHAND, WEST BENGAL

Poor:(Below 80% of targets)

ANDHRA PRADESH, ARUNACHAL PRADESH, ASSAM, BIHAR, CHHATISGARH, GOA, KERALA, MADHYA PRADESH, MAHARASHTRA, MANIPUR, MIZORAM, ORISSA, PUDUCHERRY, PUNJAB, TRIPURA, DAMAN AND DIU

Table - 3

Sampoorna Grameen Rojgar Yojana
Total Employment Generated
(Unit: Number of Mandays)

Sl. No.	State/UT Name	Target		Achievement	Percent
		2007-2008	April,2007- July,2007	April,2007- July,2007	Achievement April,2007- July,2007
(1)	(2)	(3)	(4)	(5)	(5)/(4)
1	ANDHRA PRADESH	-	-	76,85,020	-
2	ARUNACHAL PRADESH	-	-	0	-
3	ASSAM	-	-	38,73,000	-
4	BIHAR	-	-	0	-
5	CHHATISGARH	-	-	1,85,000	-
6	DELHI	-	-	0	-
7	GOA	-	-	6	-
8	GUJARAT	-	-	11,50,000	-
9	HARYANA	-	-	6,85,600	-
10	HIMACHAL PRADESH	-	-	2,16,000	-
11	JAMMU AND KASHMIR	-	-	78,600	-
12	JHARKHAND	-	-	27,17,446	-
13	KARNATAKA	-	-	24,70,000	-
14	KERALA	-	-	22,42,000	-
15	MADHYA PRADESH	-	-	67,48,000	-
16	MAHARASHTRA	-	-	62,25,000	-
17	MANIPUR	-	-	0	-
18	MEGHALAYA	-	-	6,78,000	-
19	MIZORAM	-	-	0	-
20	NAGALAND	-	-	23	-
21	ORISSA	-	-	10,86,000	-
22	PUDUCHERRY	-	-	33,900	-
23	PUNJAB	-	-	3,91,000	-
24	RAJASTHAN	-	-	27,35,000	-
25	SIKKIM	-	-	1,09,224	-
26	TAMIL NADU	-	-	20,76,400	-
27	TRIPURA	-	-	7,86,000	-
28	UTTARAKHAND	-	-	11,66,700	-
29	UTTAR PRADESH	-	-	1,43,73,748	-
30	WEST BENGAL	-	-	54,08,000	-
31	ANDAMAN AND NICOBAR ISLANDS	-	-	4,568	-
32	CHANDIGARH	-	-	0	-
33	DADRA AND NAGAR HAVELI	-	-	0	-
34	DAMAN AND DIU	-	-	0	-
35	LAKSHADWEEP	-	-	46,000	-
Grand Total		-	-	6,31,70,235	-

Table - 4(A)

**Self Help Groups (SHG)
Formed under SGSY
(Unit: Number)**

Sl. No.	State/UT Name	Target		Achievement	Percent
		2007-2008	April,2007- July,2007	April,2007- July,2007	Achievement April,2007- July,2007
(1)	(2)	(3)	(4)	(5)	(5)/(4)
1	ANDHRA PRADESH	-	-	47,437	-
2	ARUNACHAL PRADESH	-	-	0	-
3	ASSAM	-	-	10,104	-
4	BIHAR	-	-	1,957	-
5	CHHATISGARH	-	-	775	-
6	GOA	-	-	26	-
7	GUJARAT	-	-	1,831	-
8	HARYANA	-	-	4,660	-
9	HIMACHAL PRADESH	-	-	185	-
10	JAMMU AND KASHMIR	-	-	61	-
11	JHARKHAND	-	-	13,271	-
12	KARNATAKA	-	-	1,400	-
13	KERALA	-	-	877	-
14	MADHYA PRADESH	-	-	1,202	-
15	MAHARASHTRA	-	-	5,028	-
16	MANIPUR	-	-	0	-
17	MEGHALAYA	-	-	71	-
18	MIZORAM	-	-	0	-
19	NAGALAND	-	-	334	-
20	ORISSA	-	-	2,885	-
21	PUDUCHERRY	-	-	0	-
22	PUNJAB	-	-	221	-
23	RAJASTHAN	-	-	1,259	-
24	SIKKIM	-	-	148	-
25	TAMIL NADU	-	-	3,436	-
26	TRIPURA	-	-	682	-
27	UTTARAKHAND	-	-	127	-
28	UTTAR PRADESH	-	-	10,546	-
29	WEST BENGAL	-	-	12,282	-
30	ANDAMAN AND NICOBAR ISLANDS	-	-	17	-
31	DADRA AND NAGAR HAVELI	-	-	0	-
32	DAMAN AND DIU	-	-	0	-
33	LAKSHADWEEP	-	-	11	-
Grand Total		-	-	1,20,833	-

Self Help Groups (SHG)

To whom income generating activities provided

% Achievement of Target

During April to July, 2007

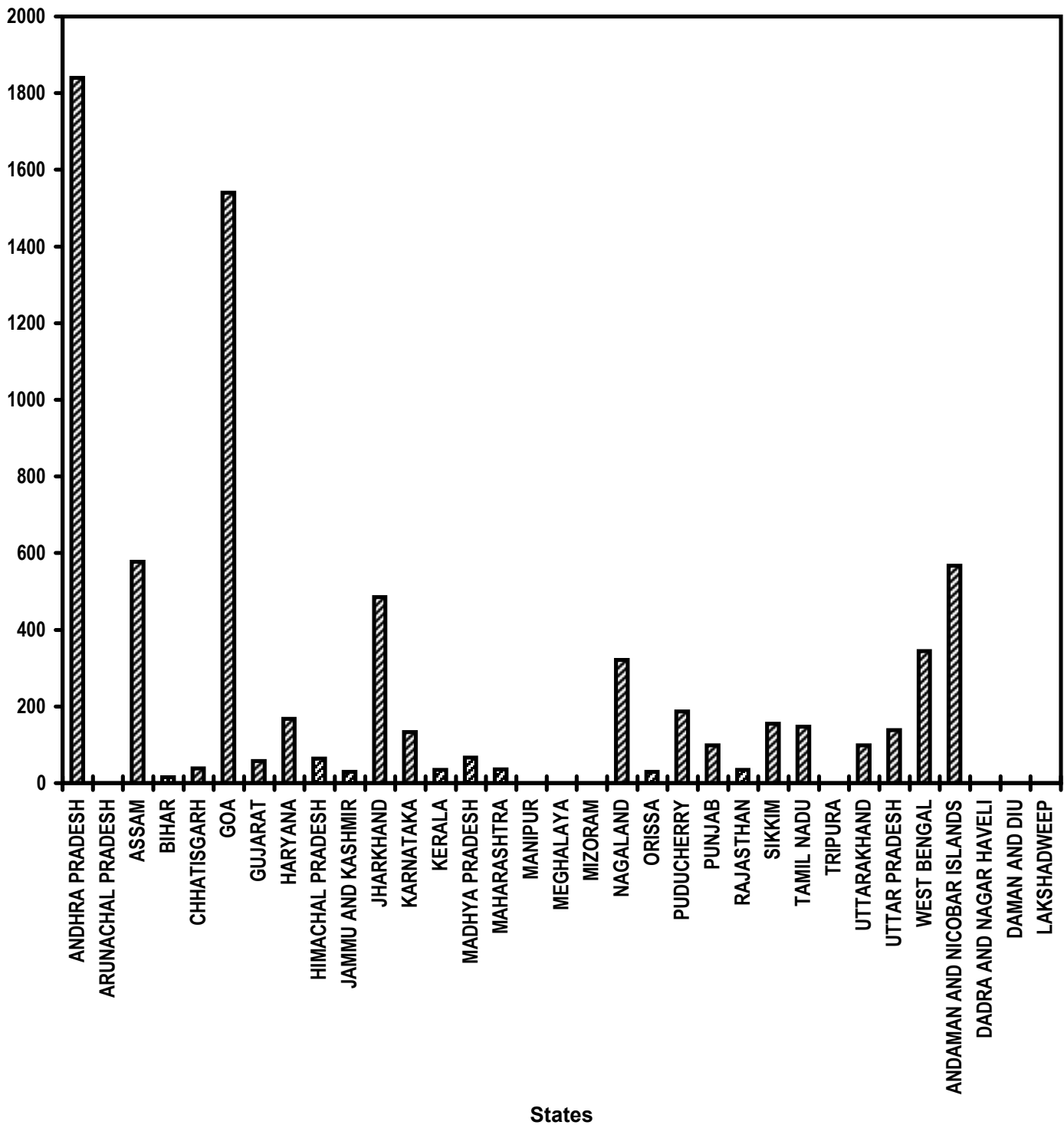


Table - 4(B)

Self Help Groups (SHG)
To whom income generating activities provided
(Unit: Number)

Sl. No.	State/UT Name	Target		Achievement April,2007- July,2007	Percent Achievement April,2007- July,2007
		2007-2008	April,2007- July,2007		
(1)	(2)	(3)	(4)	(5)	(5)/(4)
1	ANDHRA PRADESH	5,596	1,212	22,304	1,840
2	ARUNACHAL PRADESH	311	67	0	0
3	ASSAM	8,071	1,749	10,104	578
4	BIHAR	13,313	2,884	442	15
5	CHHATISGARH	2,956	640	242	38
6	GOA	47	10	154	1,540
7	GUJARAT	2,106	456	262	57
8	HARYANA	1,239	268	450	168
9	HIMACHAL PRADESH	522	112	72	64
10	JAMMU AND KASHMIR	646	140	40	29
11	JHARKHAND	5,019	1,087	5,276	485
12	KARNATAKA	4,226	915	1,217	133
13	KERALA	1,896	410	141	34
14	MADHYA PRADESH	6,336	1,372	904	66
15	MAHARASHTRA	8,353	1,810	647	36
16	MANIPUR	541	117	0	0
17	MEGHALAYA	606	131	0	0
18	MIZORAM	140	30	0	0
19	NAGALAND	416	89	287	322
20	ORISSA	6,401	1,386	422	30
21	PUDUCHERRY	70	15	28	187
22	PUNJAB	602	130	128	98
23	RAJASTHAN	3,209	695	246	35
24	SIKKIM	155	33	51	155
25	TAMIL NADU	4,948	1,072	1,573	147
26	TRIPURA	977	212	0	0
27	UTTARAKHAND	1,009	218	214	98
28	UTTAR PRADESH	19,165	4,152	5,736	138
29	WEST BENGAL	7,113	1,541	5,315	345
30	ANDAMAN AND NICOBAR ISLANDS	12	3	17	567
31	DADRA AND NAGAR HAVELI	12	4	0	0
32	DAMAN AND DIU	12	3	0	0
33	LAKSHADWEEP	12	3	0	0
Grand Total		1,06,037	22,966	56,272	245

Very Good:(90% or above of targets)

ANDHRA PRADESH, ASSAM, GOA, HARYANA, JHARKHAND, KARNATAKA, NAGALAND, PUDUCHERRY, PUNJAB, SIKKIM, TAMIL NADU, UTTARAKHAND, UTTAR PRADESH, WEST BENGAL, ANDAMAN AND NICOBAR ISLANDS

Poor:(Below 80% of targets)

ARUNACHAL PRADESH, BIHAR, CHHATISGARH, GUJARAT, HIMACHAL PRADESH, JAMMU AND KASHMIR, KERALA, MADHYA PRADESH, MAHARASHTRA, MANIPUR, MEGHALAYA, MIZORAM, ORISSA, RAJASTHAN, TRIPURA, DADRA AND NAGAR HAVELI, DAMAN AND DIU, LAKSHADWEEP

Table - 5

Distribution of waste land to the landless
Total Land Distributed
(Unit: Hectare)

Sl. No.	State/UT Name	Target		Achievement	Percent
		2007-2008	April,2007- July,2007	April,2007- July,2007	Achievement April,2007- July,2007
(1)	(2)	(3)	(4)	(5)	(5)/(4)
1	ANDHRA PRADESH	-	-	1,562	-
2	ARUNACHAL PRADESH	-	-	0	-
3	ASSAM	-	-	284	-
4	BIHAR	-	-	156	-
5	CHHATISGARH	-	-	9,687	-
6	DELHI	-	-	0	-
7	GOA	-	-	0	-
8	GUJARAT	-	-	0	-
9	HARYANA	-	-	0	-
10	HIMACHAL PRADESH	-	-	0	-
11	JAMMU AND KASHMIR	-	-	0	-
12	JHARKHAND	-	-	10,469	-
13	KARNATAKA	-	-	0	-
14	KERALA	-	-	130	-
15	MADHYA PRADESH	-	-	0	-
16	MAHARASHTRA	-	-	1,72,059	-
17	MANIPUR	-	-	0	-
18	MEGHALAYA	-	-	0	-
19	MIZORAM	-	-	0	-
20	NAGALAND	-	-	0	-
21	ORISSA	-	-	0	-
22	PUDUCHERRY	-	-	2	-
23	PUNJAB	-	-	0	-
24	RAJASTHAN	-	-	0	-
25	SIKKIM	-	-	0	-
26	TAMIL NADU	-	-	380	-
27	TRIPURA	-	-	0	-
28	UTTARAKHAND	-	-	0	-
29	UTTAR PRADESH	-	-	869	-
30	WEST BENGAL	-	-	0	-
31	ANDAMAN AND NICOBAR ISLANDS	-	-	0	-
32	CHANDIGARH	-	-	0	-
33	DADRA AND NAGAR HAVELI	-	-	0	-
34	DAMAN AND DIU	-	-	0	-
35	LAKSHADWEEP	-	-	0	-
Grand Total		-	-	1,95,598	-

Table - 6(A)

Minimum Wages Enforcement (including Farm Labour)

Sl. No.	State/UT Name	Agriculture and Farm Workers: Inspections made (Number) April,2007-July,2007	Agriculture and Farm Workers: Irregularities detected (Number) April,2007-July,2007	Agriculture and Farm Workers: Irregularities rectified (Number) April,2007-July,2007
		(3)	(4)	(5)
1	ANDHRA PRADESH	0	0	0
2	ARUNACHAL PRADESH	0	0	0
3	ASSAM	0	0	0
4	BIHAR	16,698	2,285	2,310
5	CHHATISGARH	0	0	0
6	DELHI	0	0	0
7	GOA	0	0	0
8	GUJARAT	31,089	4,881	5,082
9	HARYANA	0	0	0
10	HIMACHAL PRADESH	0	0	0
11	JAMMU AND KASHMIR	0	0	0
12	JHARKHAND	0	0	0
13	KARNATAKA	0	0	0
14	KERALA	0	0	0
15	MADHYA PRADESH	0	0	0
16	MAHARASHTRA	0	0	0
17	MANIPUR	0	0	0
18	MEGHALAYA	0	0	0
19	MIZORAM	0	0	0
20	NAGALAND	0	0	0
21	ORISSA	2,176	1,657	1,308
22	PUDUCHERRY	150	0	0
23	PUNJAB	253	2	2
24	RAJASTHAN	88	0	0
25	SIKKIM	0	0	0
26	TAMIL NADU	0	0	0
27	TRIPURA	17	0	0
28	UTTARAKHAND	140	1	0
29	UTTAR PRADESH	2,669	162	0
30	WEST BENGAL	441	142	135
31	ANDAMAN AND NICOBAR ISLANDS	0	0	0
32	CHANDIGARH	0	0	0
33	DADRA AND NAGAR HAVELI	0	0	0
34	DAMAN AND DIU	0	0	0
35	LAKSHADWEEP	0	0	0
Grand Total		53,721	9,130	8,837

Table - 6(B)

Minimum Wages Enforcement (including Farm Labour)
(Unit: Number)

Sl. No.	State/UT Name	Agriculture and Farm Workers: Claims filed (Number) April,2007-July,2007	Agriculture and Farm Workers: Claims settled (Number) April,2007-July,2007
		(3)	(4)
1	ANDHRA PRADESH	0	0
2	ARUNACHAL PRADESH	0	0
3	ASSAM	0	0
4	BIHAR	625	701
5	CHHATISGARH	0	0
6	DELHI	0	0
7	GOA	0	0
8	GUJARAT	0	49
9	HARYANA	12	5
10	HIMACHAL PRADESH	0	0
11	JAMMU AND KASHMIR	0	0
12	JHARKHAND	0	0
13	KARNATAKA	0	0
14	KERALA	0	0
15	MADHYA PRADESH	0	0
16	MAHARASHTRA	0	0
17	MANIPUR	0	0
18	MEGHALAYA	0	0
19	MIZORAM	0	0
20	NAGALAND	0	0
21	ORISSA	1	0
22	PUDUCHERRY	0	0
23	PUNJAB	0	0
24	RAJASTHAN	6	0
25	SIKKIM	0	0
26	TAMIL NADU	0	0
27	TRIPURA	0	0
28	UTTARAKHAND	0	0
29	UTTAR PRADESH	0	0
30	WEST BENGAL	0	0
31	ANDAMAN AND NICOBAR ISLANDS	0	0
32	CHANDIGARH	0	0
33	DADRA AND NAGAR HAVELI	0	0
34	DAMAN AND DIU	0	0
35	LAKSHADWEEP	0	0
Grand Total		644	755

Table - 6(C)

Minimum Wages Enforcement (including Farm Labour)

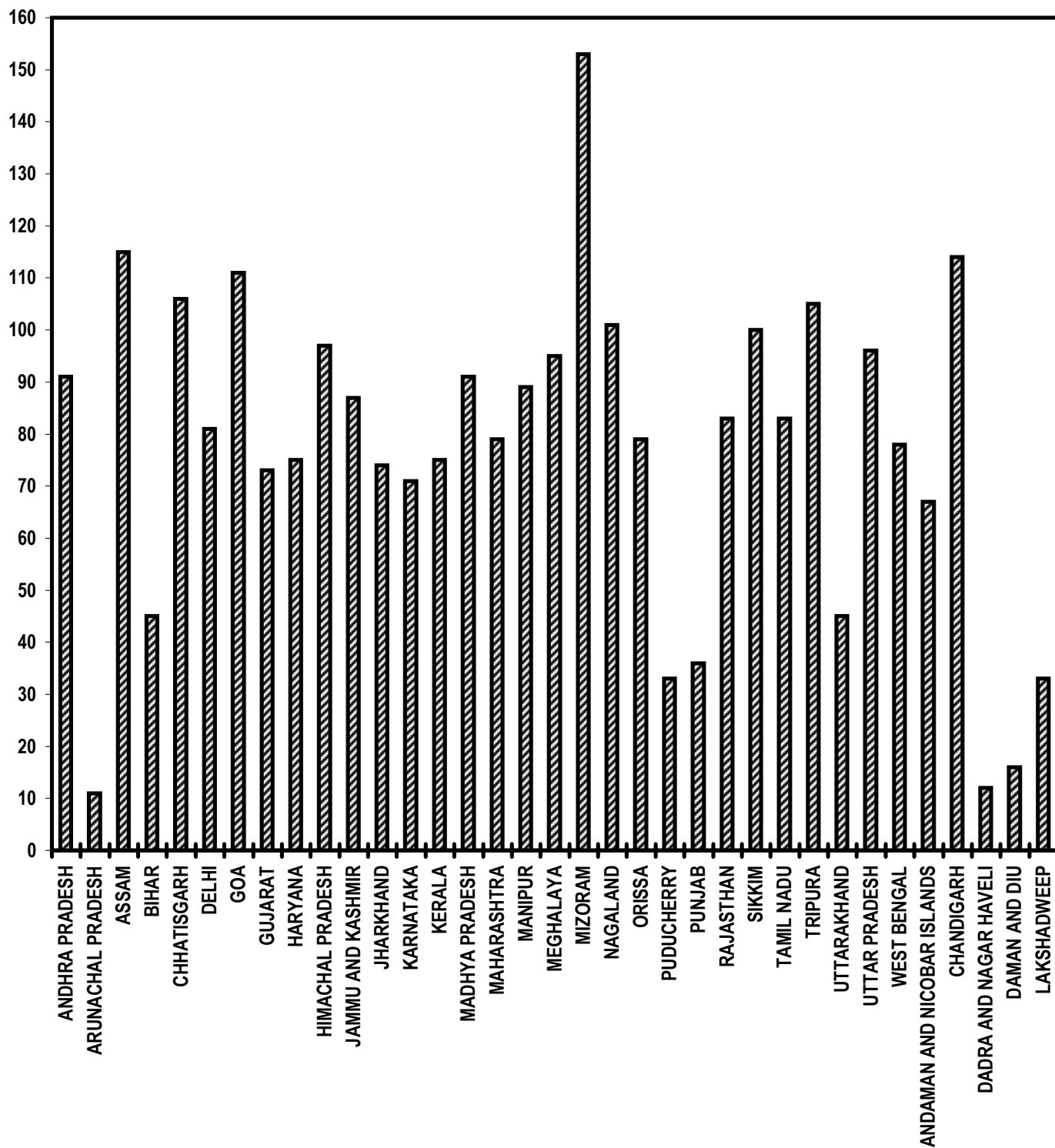
Sl. No.	State/UT Name	Agriculture and Farm Workers: Prosecution cases Pending (Number) April,2007- July,2007	Agriculture and Farm Workers: Prosecution cases filed (Number) April,2007- July,2007	Agriculture and Farm Workers: Prosecution cases decided (Number) April,2007- July,2007
		(3)	(4)	(5)
1	ANDHRA PRADESH	0	0	0
2	ARUNACHAL PRADESH	0	0	0
3	ASSAM	0	0	0
4	BIHAR	407	0	7
5	CHHATISGARH	0	0	0
6	DELHI	0	0	0
7	GOA	0	0	87
8	GUJARAT	6,412	64	195
9	HARYANA	104	0	0
10	HIMACHAL PRADESH	0	0	0
11	JAMMU AND KASHMIR	0	0	0
12	JHARKHAND	0	0	0
13	KARNATAKA	0	0	0
14	KERALA	0	0	0
15	MADHYA PRADESH	0	0	0
16	MAHARASHTRA	0	0	0
17	MANIPUR	0	0	0
18	MEGHALAYA	0	0	0
19	MIZORAM	0	0	0
20	NAGALAND	0	0	0
21	ORISSA	296	0	0
22	PUDUCHERRY	0	0	0
23	PUNJAB	0	0	0
24	RAJASTHAN	0	0	0
25	SIKKIM	0	0	0
26	TAMIL NADU	0	0	0
27	TRIPURA	0	0	0
28	UTTARAKHAND	0	1	0
29	UTTAR PRADESH	208	0	0
30	WEST BENGAL	238	0	0
31	ANDAMAN AND NICOBAR ISLANDS	0	0	0
32	CHANDIGARH	0	0	0
33	DADRA AND NAGAR HAVELI	0	0	0
34	DAMAN AND DIU	0	0	0
35	LAKSHADWEEP	0	0	0
Grand Total		7,665	65	289

Food security (Targeted Public Distribution system)

Off take

% Achievement of Target

During April to July, 2007



States

Table - 7(A)

Food security (Targeted Public Distribution system)

Sl. No.	State/UT Name	Allocation of Food		Percentage of offtake w.r.t. Allocation of Food Grains
		Grains (Tonnes) April,2007- July,2007	Off take April,2007- July,2007	
(1)	(2)	(3)	(4)	(5)
1	ANDHRA PRADESH	12,93,410	11,73,849	91
2	ARUNACHAL PRADESH	33,963	3,651	11
3	ASSAM	4,06,663	4,66,941	115
4	BIHAR	8,51,814	3,82,736	45
5	CHHATISGARH	2,72,206	2,87,416	106
6	DELHI	1,97,986	1,61,242	81
7	GOA	7,959	8,873	111
8	GUJARAT	3,43,392	2,52,345	73
9	HARYANA	1,25,716	93,701	75
10	HIMACHAL PRADESH	1,25,387	1,21,934	97
11	JAMMU AND KASHMIR	2,50,132	2,18,589	87
12	JHARKHAND	3,25,639	2,41,493	74
13	KARNATAKA	8,73,348	6,18,864	71
14	KERALA	3,55,240	2,67,014	75
15	MADHYA PRADESH	5,07,543	4,59,734	91
16	MAHARASHTRA	8,54,326	6,75,278	79
17	MANIPUR	32,643	28,975	89
18	MEGHALAYA	41,782	39,531	95
19	MIZORAM	18,999	29,087	153
20	NAGALAND	40,500	40,931	101
21	ORISSA	6,22,999	4,95,101	79
22	PUDUCHERRY	21,634	7,151	33
23	PUNJAB	72,920	26,233	36
24	RAJASTHAN	3,65,031	3,03,694	83
25	SIKKIM	15,358	15,406	100
26	TAMIL NADU	16,14,703	13,40,434	83
27	TRIPURA	77,229	80,768	105
28	UTTARAKHAND	2,16,280	96,752	45
29	UTTAR PRADESH	14,20,351	13,65,226	96
30	WEST BENGAL	8,45,534	6,57,851	78
31	ANDAMAN AND NICOBAR ISLANDS	9,595	6,395	67
32	CHANDIGARH	1,442	1,648	114
33	DADRA AND NAGAR HAVELI	4,138	480	12
34	DAMAN AND DIU	938	154	16
35	LAKSHADWEEP	1,615	540	33
Grand Total		1,22,48,415	99,70,017	81

Very Good:(90% or above of targets)

ANDHRA PRADESH, ASSAM, CHHATISGARH, GOA, HIMACHAL PRADESH, MADHYA PRADESH, MEGHALAYA, MIZORAM, NAGALAND, SIKKIM, TRIPURA, UTTAR PRADESH, CHANDIGARH

Good:(Between 80% to 90% targets)

DELHI, JAMMU AND KASHMIR, MANIPUR, RAJASTHAN, TAMIL NADU

Poor:(Below 80% of targets)

ARUNACHAL PRADESH, BIHAR, GUJARAT, HARYANA, JHARKHAND, KARNATAKA, KERALA, MAHARASHTRA, ORISSA, PUDUCHERRY, PUNJAB, UTTARAKHAND, WEST BENGAL, ANDAMAN AND NICOBAR ISLANDS, DADRA AND NAGAR HAVELI, DAMAN AND DIU, LAKSHADWEEP

Food security(Antodaya Anna Yojana)

Off take

% Achievement of Target
During April to July, 2007

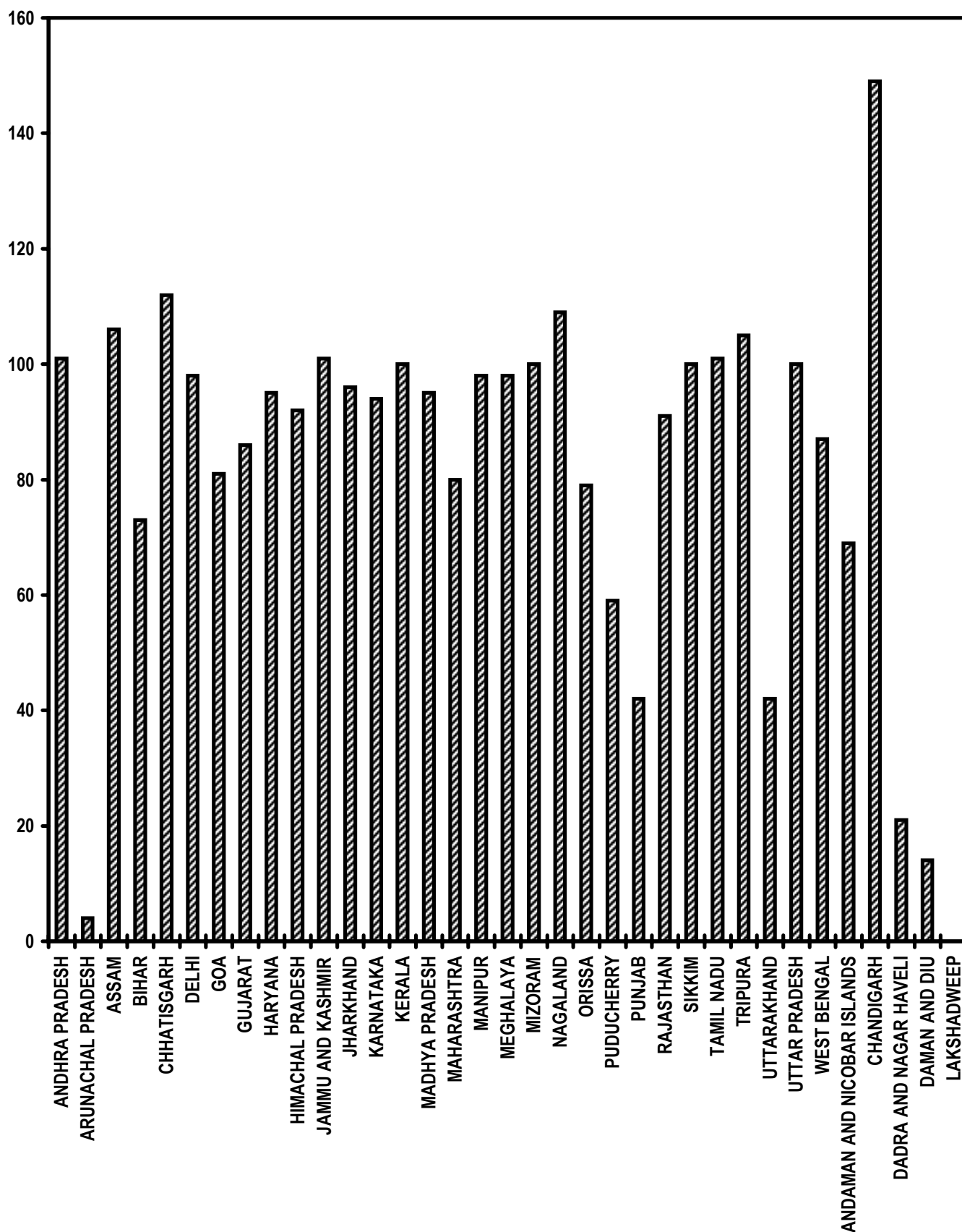


Table - 7(B)

Food Security (Antodaya Anna Yojana)

Sl. No.	State/UT Name	Allocation of Food		Percentage of offtake w.r.t. Allocation of Food Grains
		Grains (Tonnes) April,2007- July,2007	Off take April,2007- July,2007	
(1)	(2)	(3)	(4)	(5)
1	ANDHRA PRADESH	2,18,096	2,21,247	101
2	ARUNACHAL PRADESH	5,324	213	4
3	ASSAM	98,318	1,04,451	106
4	BIHAR	3,05,996	2,23,808	73
5	CHHATISGARH	1,00,648	1,12,349	112
6	DELHI	6,384	6,287	98
7	GOA	2,036	1,652	81
8	GUJARAT	97,987	84,699	86
9	HARYANA	40,940	38,878	95
10	HIMACHAL PRADESH	24,625	22,565	92
11	JAMMU AND KASHMIR	34,034	34,229	101
12	JHARKHAND	91,835	87,937	96
13	KARNATAKA	1,60,682	1,51,723	94
14	KERALA	83,420	83,430	100
15	MADHYA PRADESH	1,73,131	1,64,725	95
16	MAHARASHTRA	2,94,644	2,37,166	80
17	MANIPUR	7,060	6,952	98
18	MEGHALAYA	9,828	9,612	98
19	MIZORAM	3,640	3,640	100
20	NAGALAND	6,330	6,876	109
21	ORISSA	1,77,040	1,39,575	79
22	PUDUCHERRY	4,516	2,686	59
23	PUNJAB	18,943	7,881	42
24	RAJASTHAN	98,946	90,474	91
25	SIKKIM	2,312	2,316	100
26	TAMIL NADU	2,61,048	2,64,354	101
27	TRIPURA	11,094	11,618	105
28	UTTARAKHAND	46,602	19,625	42
29	UTTAR PRADESH	5,26,004	5,28,461	100
30	WEST BENGAL	1,84,512	1,59,871	87
31	ANDAMAN AND NICOBAR ISLANDS	579	400	69
32	CHANDIGARH	296	440	149
33	DADRA AND NAGAR HAVELI	719	150	21
34	DAMAN AND DIU	207	29	14
35	LAKSHADWEEP	136	0	0
Grand Total		30,97,912	28,30,319	91

Very Good:(90% or above of targets)

ANDHRA PRADESH, ASSAM, CHHATISGARH, DELHI, HARYANA, HIMACHAL PRADESH, JAMMU AND KASHMIR, JHARKHAND, KARNATAKA, KERALA, MADHYA PRADESH, MANIPUR, MEGHALAYA, MIZORAM, NAGALAND, RAJASTHAN, SIKKIM, TAMIL NADU, TRIPURA, UTTAR PRADESH, CHANDIGARH

Good:(Between 80% to 90% targets)

GOA, GUJARAT, MAHARASHTRA, WEST BENGAL

Poor:(Below 80% of targets)

ARUNACHAL PRADESH, BIHAR, ORISSA, PUDUCHERRY, PUNJAB, UTTARAKHAND, ANDAMAN AND NICOBAR ISLANDS, DADRA AND NAGAR HAVELI, DAMAN AND DIU, LAKSHADWEEP

Rural Housing - Indira Awaas Yojana

Houses constructed

% Achievement of Target

During April to July, 2007

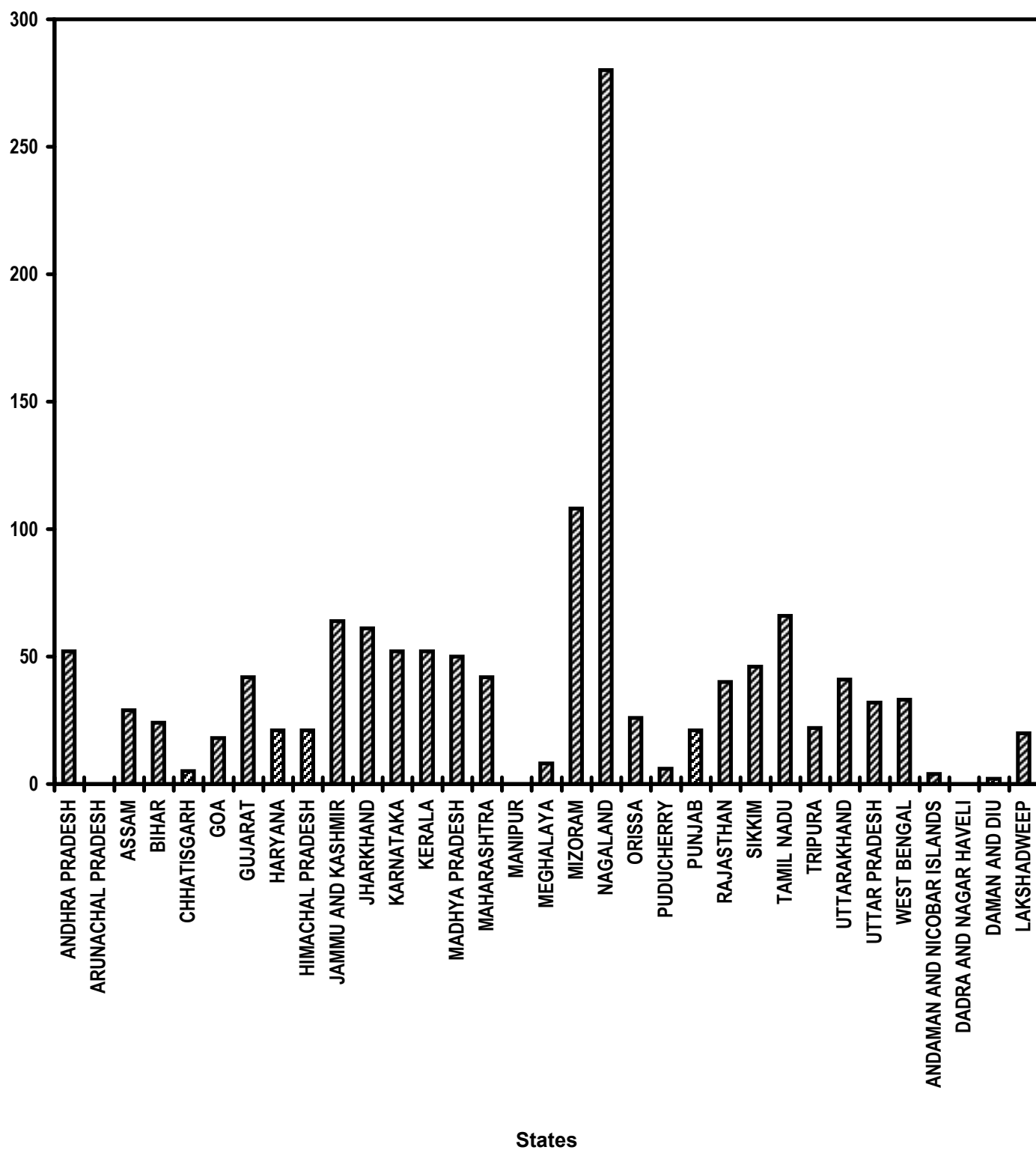


Table - 8

Rural Housing - Indira Awaas Yojana
Houses constructed
(Unit: Number)

Sl. No.	State/UT Name	Target		Achievement April,2007- July,2007	Percent Achievement April,2007- July,2007
		2007-2008	April,2007- July,2007		
(1)	(2)	(3)	(4)	(5)	(5)/(4)
1	ANDHRA PRADESH	1,92,148	64,048	33,560	52
2	ARUNACHAL PRADESH	6,765	2,256	0	0
3	ASSAM	1,49,593	49,864	14,672	29
4	BIHAR	5,67,171	1,89,056	45,374	24
5	CHHATISGARH	29,714	9,904	504	5
6	GOA	1,183	392	72	18
7	GUJARAT	94,234	31,412	13,228	42
8	HARYANA	13,231	4,408	927	21
9	HIMACHAL PRADESH	4,242	1,412	291	21
10	JAMMU AND KASHMIR	13,177	4,392	2,824	64
11	JHARKHAND	50,589	16,864	10,320	61
12	KARNATAKA	74,029	24,676	12,798	52
13	KERALA	41,167	13,720	7,095	52
14	MADHYA PRADESH	59,096	19,700	9,943	50
15	MAHARASHTRA	1,15,879	38,624	16,178	42
16	MANIPUR	5,872	1,956	0	0
17	MEGHALAYA	10,228	3,408	278	8
18	MIZORAM	2,180	724	780	108
19	NAGALAND	6,768	2,256	6,321	280
20	ORISSA	1,11,431	37,144	9,821	26
21	PUDUCHERRY	910	304	19	6
22	PUNJAB	16,362	5,452	1,142	21
23	RAJASTHAN	47,354	15,784	6,318	40
24	SIKKIM	1,294	432	200	46
25	TAMIL NADU	76,932	25,644	16,884	66
26	TRIPURA	13,178	4,392	951	22
27	UTTARAKHAND	11,611	3,868	1,594	41
28	UTTAR PRADESH	2,54,750	84,916	27,565	32
29	WEST BENGAL	1,53,709	51,236	17,066	33
30	ANDAMAN AND NICOBAR ISLANDS	1,828	608	25	4
31	DADRA AND NAGAR HAVELI	305	100	0	0
32	DAMAN AND DIU	136	44	1	2
33	LAKSHADWEEP	118	40	8	20
Grand Total		21,27,184	7,09,036	2,56,759	36

Very Good:(90% or above of targets)

MIZORAM, NAGALAND

Poor:(Below 80% of targets)

ANDHRA PRADESH, ARUNACHAL PRADESH, ASSAM, BIHAR, CHHATISGARH, GOA, GUJARAT, HARYANA, HIMACHAL PRADESH, JAMMU AND KASHMIR, JHARKHAND, KARNATAKA, KERALA, MADHYA PRADESH, MAHARASHTRA, MANIPUR, MEGHALAYA, ORISSA, PUDUCHERRY, PUNJAB, RAJASTHAN, SIKKIM, TAMIL NADU, TRIPURA, UTTARAKHAND, UTTAR PRADESH, WEST BENGAL, ANDAMAN AND NICOBAR ISLANDS, DADRA AND NAGAR HAVELI, DAMAN AND DIU, LAKSHADWEEP

Table - 9

EWS/LIG Houses in Urban Areas
Houses constructed
(Unit: Number)

Sl. No.	State/UT Name	Target		Achievement April,2007-July,2007	Percent Achievement April,2007-July,2007
		2007-2008	April,2007-July,2007		
(1)	(2)	(3)	(4)	(5)	(5)/(4)
1	ARUNACHAL PRADESH	3,277	1,092	0	0
2	CHHATISGARH	11,500	3,832	0	0
3	HARYANA	1,340	444	0	0
4	HIMACHAL PRADESH	252	84	0	0
5	MADHYA PRADESH	6,474	2,156	293	14
6	MAHARASHTRA	52,616	17,536	0	0
7	PUNJAB	7,500	2,500	0	0
8	SIKKIM	4	1	0	0
9	TRIPURA	5,400	1,800	0	0
10	UTTAR PRADESH	4,700	1,564	48	3
11	WEST BENGAL	348	116	0	0
Grand Total		93,411	31,125	341	1

Poor:(Below 80% of targets)

ARUNACHAL PRADESH, CHHATISGARH, HARYANA, HIMACHAL PRADESH, MADHYA PRADESH, MAHARASHTRA, PUNJAB, SIKKIM, TRIPURA, UTTAR PRADESH, WEST BENGAL

Rural Areas - Accelerated Rural Water Supply Programme

Habitations covered (NC and PC)

% Achievement of Target
During April to July, 2007

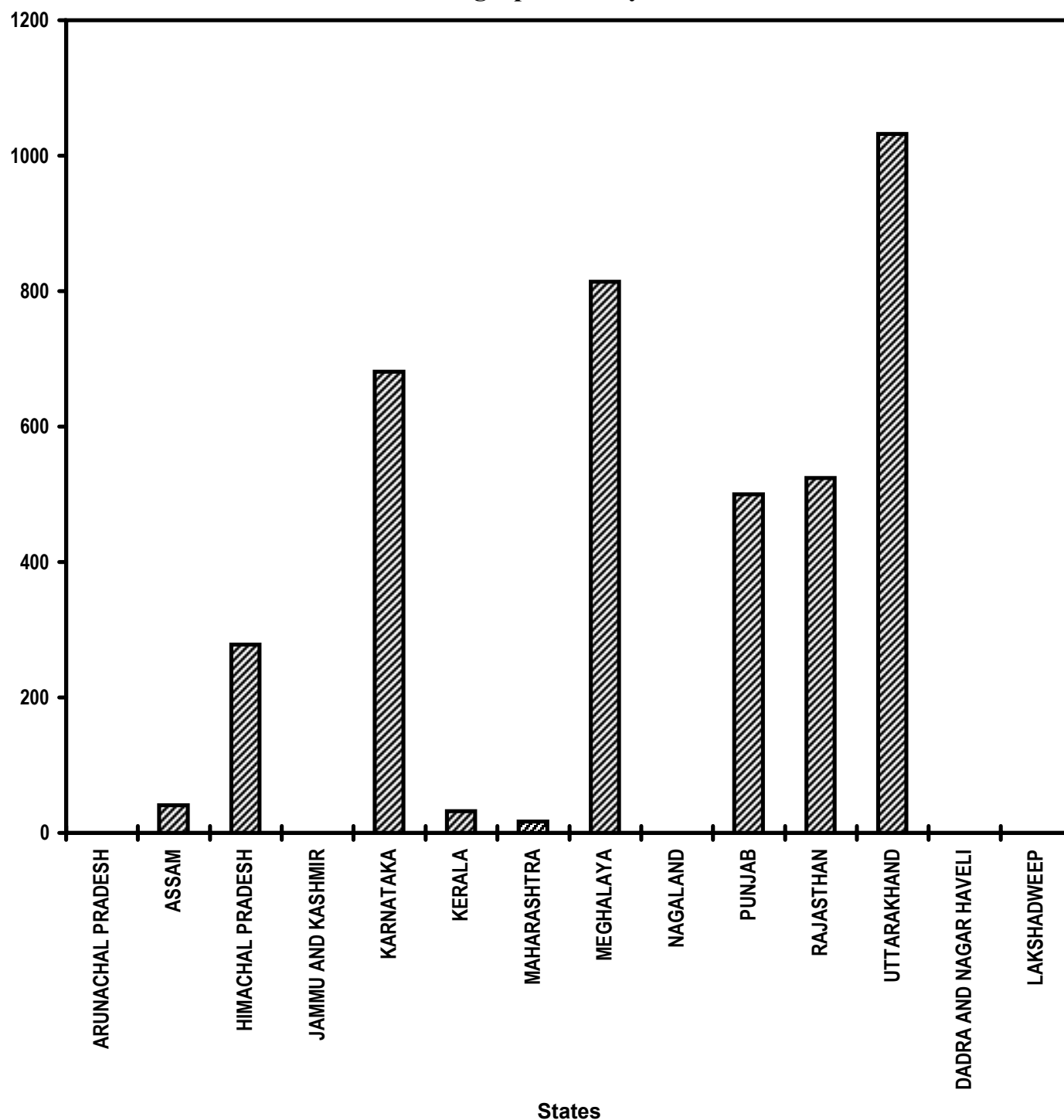


Table - 10(A)

Rural Areas - Accelerated Rural Water Supply Programme
Habitations covered (NC and PC)
(Unit: Number)

Sl. No.	State/UT Name	Target		Achievement April,2007- July,2007	Percent Achievement April,2007- July,2007
		2007-2008	April,2007- July,2007		
(1)	(2)	(3)	(4)	(5)	(5)/(4)
1	ARUNACHAL PRADESH	103	22	0	0
2	ASSAM	2,344	508	210	41
3	HIMACHAL PRADESH	1,941	420	1,167	278
4	JAMMU AND KASHMIR	1,008	218	0	0
5	KARNATAKA	800	173	1,178	681
6	KERALA	2,400	520	164	32
7	MAHARASHTRA	7,103	1,540	268	17
8	MEGHALAYA	69	14	114	814
9	NAGALAND	300	65	0	0
10	PUNJAB	8	2	10	500
11	RAJASTHAN	677	147	771	524
12	UTTARAKHAND	118	25	258	1,032
13	DADRA AND NAGAR HAVELI	8	2	0	0
14	LAKSHADWEEP	7	1	0	0
Grand Total		16,886	3,657	4,140	113

Very Good:(90% or above of targets)

HIMACHAL PRADESH, KARNATAKA, MEGHALAYA, PUNJAB, RAJASTHAN, UTTARAKHAND

Poor:(Below 80% of targets)

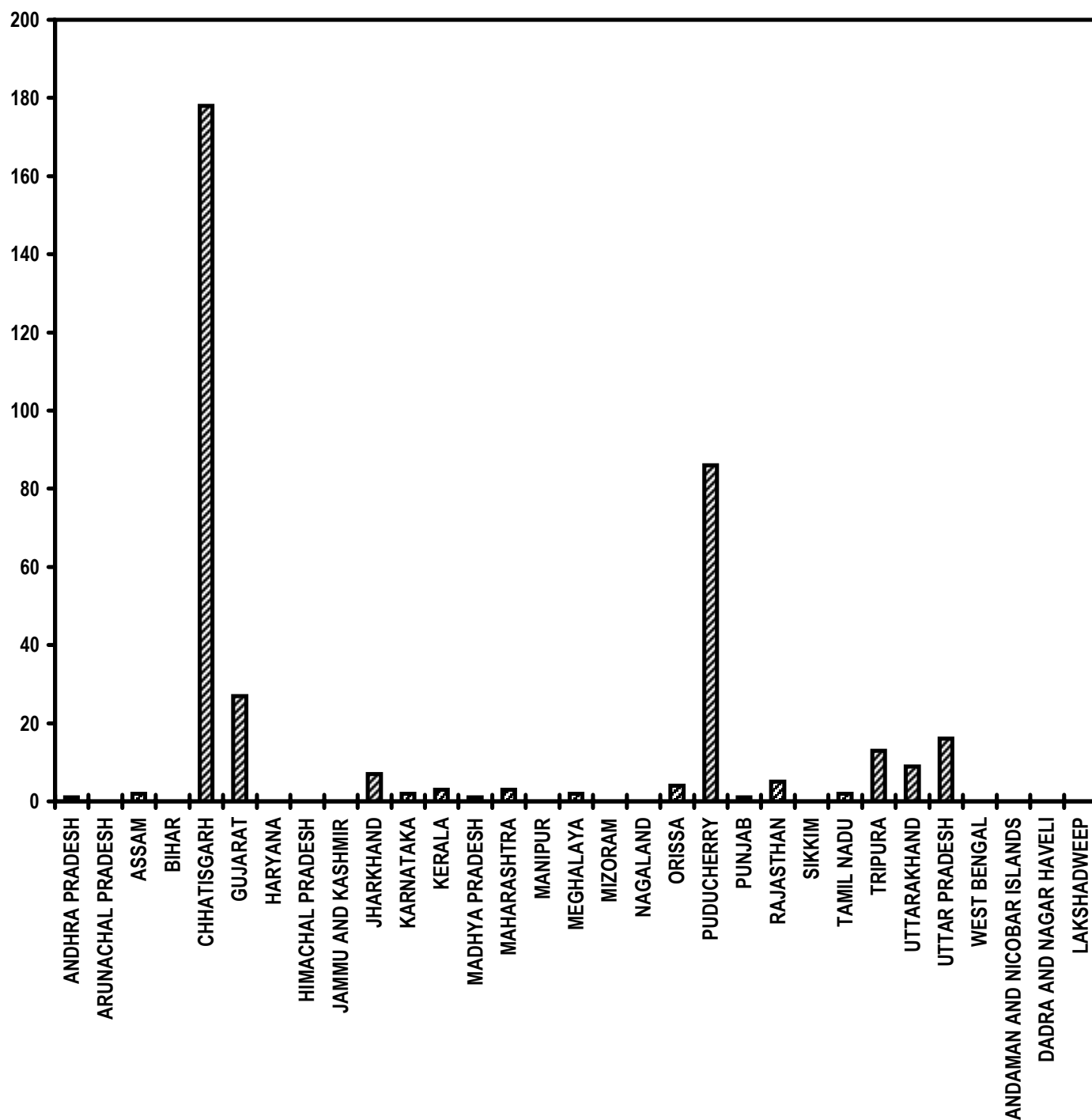
ARUNACHAL PRADESH, ASSAM, JAMMU AND KASHMIR, KERALA, MAHARASHTRA, NAGALAND, DADRA AND NAGAR HAVELI, LAKSHADWEEP

Rural Areas - Accelerated Rural Water Supply Programme

Slipped back Habitations with
water quality problems covered

% Achievement of Target

During April to July, 2007



States

Table - 10(B)

Rural Areas - Accelerated Rural Water Supply Programme
Slipped back Habitations with water quality problems covered
(Unit: Number)

Sl. No.	State/UT Name	Target		Achievement April,2007- July,2007	Percent Achievement April,2007- July,2007
		2007-2008	April,2007- July,2007		
(1)	(2)	(3)	(4)	(5)	(5)/(4)
1	ANDHRA PRADESH	9,910	2,269	34	1
2	ARUNACHAL PRADESH	1,584	357	0	0
3	ASSAM	12,680	3,416	56	2
4	BIHAR	20,963	5,110	7	0
5	CHHATISGARH	3,714	902	1,603	178
6	GUJARAT	3,139	929	251	27
7	HARYANA	823	193	0	0
8	HIMACHAL PRADESH	5,044	1,092	0	0
9	JAMMU AND KASHMIR	2,058	450	0	0
10	JHARKHAND	5,479	1,243	83	7
11	KARNATAKA	6,372	2,124	34	2
12	KERALA	2,545	571	17	3
13	MADHYA PRADESH	10,107	2,337	32	1
14	MAHARASHTRA	14,886	3,784	125	3
15	MANIPUR	3	1	0	0
16	MEGHALAYA	1,421	309	6	2
17	MIZORAM	89	20	0	0
18	NAGALAND	381	84	0	0
19	ORISSA	5,577	1,789	69	4
20	PUDUCHERRY	21	7	6	86
21	PUNJAB	2,435	637	8	1
22	RAJASTHAN	22,024	6,388	320	5
23	SIKKIM	254	56	0	0
24	TAMIL NADU	12,538	2,768	51	2
25	TRIPURA	589	186	25	13
26	UTTARAKHAND	2,494	539	50	9
27	UTTAR PRADESH	3,587	992	158	16
28	WEST BENGAL	4,761	1,612	0	0
29	ANDAMAN AND NICOBAR ISLANDS	6	2	0	0
30	DADRA AND NAGAR HAVELI	8	2	0	0
31	LAKSHADWEEP	7	1	0	0
Grand Total		1,55,499	40,170	2,935	7

Very Good:(90% or above of targets)

CHHATISGARH

Good:(Between 80% to 90% targets)

PUDUCHERRY

Poor:(Below 80% of targets)

ANDHRA PRADESH, ARUNACHAL PRADESH, ASSAM, BIHAR, GUJARAT, HARYANA, HIMACHAL PRADESH, JAMMU AND KASHMIR, JHARKHAND, KARNATAKA, KERALA, MADHYA PRADESH, MAHARASHTRA, MANIPUR, MEGHALAYA, MIZORAM, NAGALAND, ORISSA, PUNJAB, RAJASTHAN, SIKKIM, TAMIL NADU, TRIPURA, UTTARAKHAND, UTTAR PRADESH, WEST BENGAL, ANDAMAN AND NICOBAR ISLANDS, DADRA AND NAGAR HAVELI, LAKSHADWEEP

Immunisation of Children

Routine Immunisation comprising of Tetanus, DPT, Polio, BCG and Measles - Infants Immunised

% Achievement of Target
During April to July, 2007

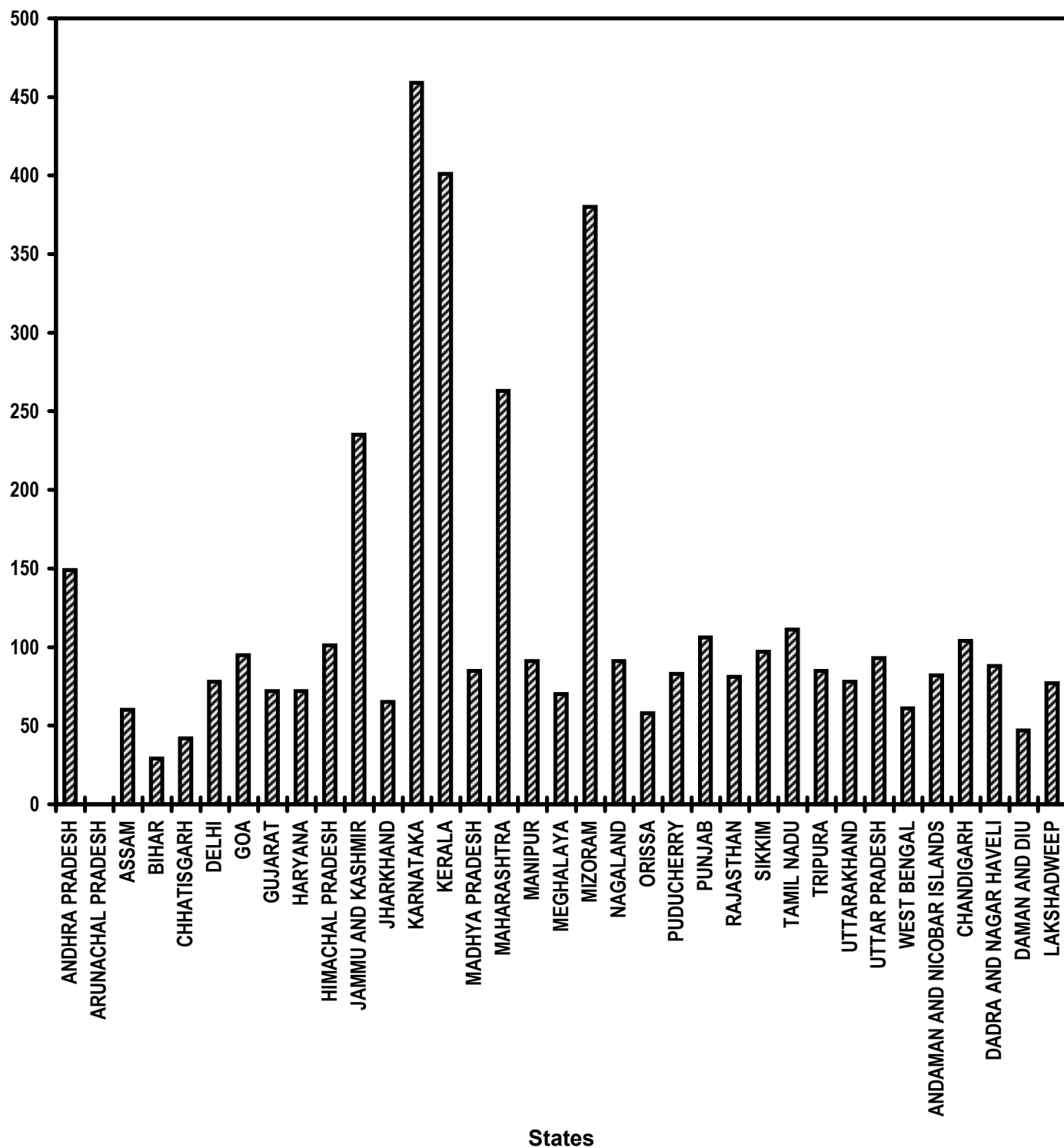


Table - 11(A)

Immunisation of Children
Routine Immunisation comprising of Tetanus, DPT, Polio, BCG and Measles - Infants Immunised
(Unit: Number)

Sl. No.	State/UT Name	Target		Achievement April,2007- July,2007	Percent Achievement April,2007- July,2007
		2007-2008	April,2007- July,2007		
(1)	(2)	(3)	(4)	(5)	(5)/(4)
1	ANDHRA PRADESH	14,62,520	4,87,504	7,27,611	149
2	ARUNACHAL PRADESH	24,371	8,124	0	0
3	ASSAM	6,96,503	2,32,168	1,38,300	60
4	BIHAR	26,47,342	8,82,448	2,53,028	29
5	CHHATISGARH	6,04,854	2,01,616	83,778	42
6	DELHI	2,97,037	99,012	77,236	78
7	GOA	21,515	7,172	6,809	95
8	GUJARAT	12,90,956	4,30,316	3,11,699	72
9	HARYANA	5,56,839	1,85,612	1,33,439	72
10	HIMACHAL PRADESH	1,18,945	39,648	40,011	101
11	JAMMU AND KASHMIR	2,14,329	71,444	1,67,846	235
12	JHARKHAND	7,42,229	2,47,408	1,61,290	65
13	KARNATAKA	11,36,325	3,78,776	17,38,992	459
14	KERALA	5,11,439	1,70,480	6,84,369	401
15	MADHYA PRADESH	18,86,734	6,28,912	5,35,487	85
16	MAHARASHTRA	19,55,084	6,51,692	17,15,443	263
17	MANIPUR	35,716	11,904	10,865	91
18	MEGHALAYA	60,218	20,072	13,956	70
19	MIZORAM	18,269	6,088	23,151	380
20	NAGALAND	29,664	9,888	8,956	91
21	ORISSA	8,32,657	2,77,552	1,61,923	58
22	PUDUCHERRY	17,637	5,880	4,860	83
23	PUNJAB	4,72,322	1,57,440	1,66,505	106
24	RAJASTHAN	17,38,250	5,79,416	4,69,421	81
25	SIKKIM	11,156	3,720	3,609	97
26	TAMIL NADU	10,84,836	3,61,612	4,00,933	111
27	TRIPURA	50,559	16,852	14,273	85
28	UTTARAKHAND	1,84,980	61,660	48,168	78
29	UTTAR PRADESH	54,14,335	18,04,776	16,76,934	93
30	WEST BENGAL	16,19,384	5,39,796	3,28,333	61
31	ANDAMAN AND NICOBAR ISLANDS	6,731	2,244	1,831	82
32	CHANDIGARH	16,455	5,484	5,679	104
33	DADRA AND NAGAR HAVELI	7,074	2,356	2,071	88
34	DAMAN AND DIU	3,544	1,180	559	47
35	LAKSHADWEEP	1,247	416	320	77
Grand Total		2,57,72,056	85,90,668	1,01,17,685	118

Very Good:(90% or above of targets)

ANDHRA PRADESH, GOA, HIMACHAL PRADESH, JAMMU AND KASHMIR, KARNATAKA, KERALA, MAHARASHTRA, MANIPUR, MIZORAM, NAGALAND, PUNJAB, SIKKIM, TAMIL NADU, UTTAR PRADESH, CHANDIGARH

Good:(Between 80% to 90% targets)

MADHYA PRADESH, PUDUCHERRY, RAJASTHAN, TRIPURA, ANDAMAN AND NICOBAR ISLANDS, DADRA AND NAGAR HAVELI

Poor:(Below 80% of targets)

ARUNACHAL PRADESH, ASSAM, BIHAR, CHHATISGARH, DELHI, GUJARAT, HARYANA, JHARKHAND, MEGHALAYA, ORISSA, UTTARAKHAND, WEST BENGAL, DAMAN AND DIU, LAKSHADWEEP

Table - 11(B)

Immunisation of Children
Pulse Polio Immunisation Programme - Infants Immunised
(Unit: Number)

Sl. No.	State/UT Name	Target		Achievement April,2007- July,2007	Percent Achievement April,2007- July,2007
		2007-2008	April,2007- July,2007		
(1)	(2)	(3)	(4)	(5)	(5)/(4)
1	ANDHRA PRADESH	-	-	62,85,684	-
2	ARUNACHAL PRADESH	-	-	0	-
3	ASSAM	-	-	1,07,581	-
4	BIHAR	-	-	2,15,521	-
5	CHHATISGARH	-	-	35,11,333	-
6	DELHI	-	-	72,85,717	-
7	GOA	-	-	0	-
8	GUJARAT	-	-	1,08,84,188	-
9	HARYANA	-	-	0	-
10	HIMACHAL PRADESH	-	-	0	-
11	JAMMU AND KASHMIR	-	-	21,523	-
12	JHARKHAND	-	-	22,87,651	-
13	KARNATAKA	-	-	3,49,034	-
14	KERALA	-	-	0	-
15	MADHYA PRADESH	-	-	0	-
16	MAHARASHTRA	-	-	66,29,479	-
17	MANIPUR	-	-	0	-
18	MEGHALAYA	-	-	0	-
19	MIZORAM	-	-	73,139	-
20	NAGALAND	-	-	7,453	-
21	ORISSA	-	-	0	-
22	PUDUCHERRY	-	-	0	-
23	PUNJAB	-	-	37,53,184	-
24	RAJASTHAN	-	-	0	-
25	SIKKIM	-	-	0	-
26	TAMIL NADU	-	-	0	-
27	TRIPURA	-	-	0	-
28	UTTARAKHAND	-	-	9,78,394	-
29	UTTAR PRADESH	-	-	3,68,51,223	-
30	WEST BENGAL	-	-	1,22,489	-
31	ANDAMAN AND NICOBAR ISLANDS	-	-	0	-
32	CHANDIGARH	-	-	1,31,143	-
33	DADRA AND NAGAR HAVELI	-	-	0	-
34	DAMAN AND DIU	-	-	3,155	-
35	LAKSHADWEEP	-	-	0	-
Grand Total		-	-	7,94,97,891	-

Table - 12

Sanitation Programme in Rural Areas
Individual Household latrines constructed
(Unit: Number)

Sl. No.	State/UT Name	Target		Achievement	Percent
		2007-2008	April,2007- July,2007	April,2007- July,2007	Achievement April,2007- July,2007
(1)	(2)	(3)	(4)	(5)	(5)/(4)
1	ANDHRA PRADESH	-	-	58,097	-
2	ARUNACHAL PRADESH	-	-	1,679	-
3	ASSAM	-	-	20,047	-
4	BIHAR	-	-	83,143	-
5	CHHATISGARH	-	-	1,25,324	-
6	DELHI	-	-	0	-
7	GOA	-	-	310	-
8	GUJARAT	-	-	1,90,956	-
9	HARYANA	-	-	96,195	-
10	HIMACHAL PRADESH	-	-	36,130	-
11	JAMMU AND KASHMIR	-	-	8,583	-
12	JHARKHAND	-	-	45,137	-
13	KARNATAKA	-	-	1,04,532	-
14	KERALA	-	-	29,940	-
15	MADHYA PRADESH	-	-	2,38,744	-
16	MAHARASHTRA	-	-	2,10,180	-
17	MANIPUR	-	-	1,344	-
18	MEGHALAYA	-	-	1,765	-
19	MIZORAM	-	-	9,051	-
20	NAGALAND	-	-	1,006	-
21	ORISSA	-	-	1,60,493	-
22	PUDUCHERRY	-	-	145	-
23	PUNJAB	-	-	0	-
24	RAJASTHAN	-	-	1,24,199	-
25	SIKKIM	-	-	9,116	-
26	TAMIL NADU	-	-	2,08,251	-
27	TRIPURA	-	-	0	-
28	UTTARAKHAND	-	-	17,309	-
29	UTTAR PRADESH	-	-	4,05,993	-
30	WEST BENGAL	-	-	2,56,942	-
31	ANDAMAN AND NICOBAR ISLANDS	-	-	0	-
32	CHANDIGARH	-	-	0	-
33	DADRA AND NAGAR HAVELI	-	-	0	-
34	DAMAN AND DIU	-	-	0	-
35	LAKSHADWEEP	-	-	0	-
Grand Total		-	-	24,44,611	-

Table - 13

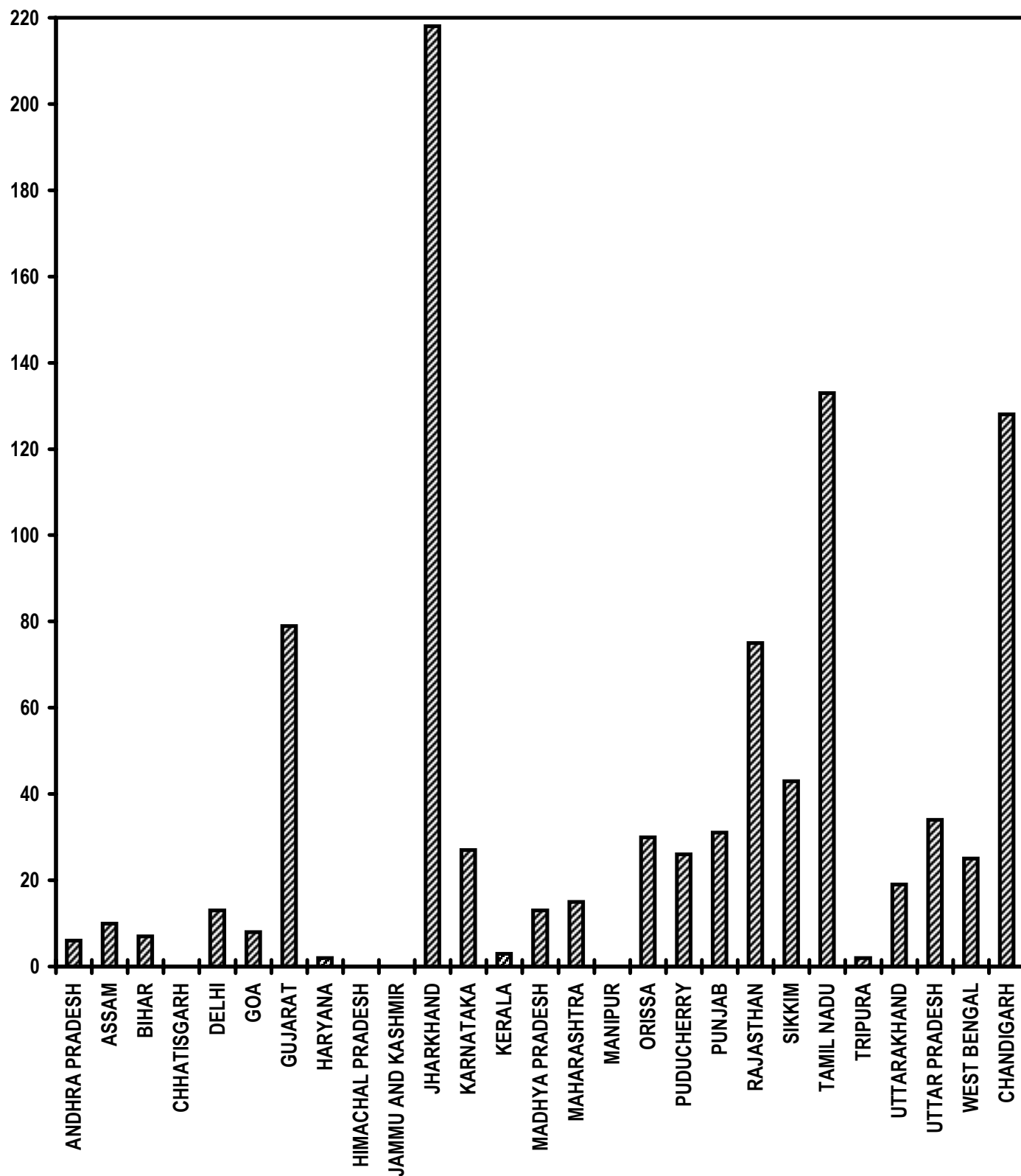
Institutional Delivery
Delivery in institutions
(Unit: Number)

Sl. No.	State/UT Name	Target		Achievement	Percent
		2007-2008	April,2007- July,2007	April,2007- July,2007	Achievement April,2007- July,2007
(1)	(2)	(3)	(4)	(5)	(5)/(4)
1	ANDHRA PRADESH	-	-	3,34,693	-
2	ARUNACHAL PRADESH	-	-	0	-
3	ASSAM	-	-	1,05,743	-
4	BIHAR	-	-	52,595	-
5	CHHATISGARH	-	-	17,353	-
6	DELHI	-	-	46,595	-
7	GOA	-	-	5,490	-
8	GUJARAT	-	-	1,77,809	-
9	HARYANA	-	-	0	-
10	HIMACHAL PRADESH	-	-	16,481	-
11	JAMMU AND KASHMIR	-	-	44,434	-
12	JHARKHAND	-	-	76,373	-
13	KARNATAKA	-	-	2,15,405	-
14	KERALA	-	-	1,20,134	-
15	MADHYA PRADESH	-	-	3,26,104	-
16	MAHARASHTRA	-	-	2,68,591	-
17	MANIPUR	-	-	2,042	-
18	MEGHALAYA	-	-	5,107	-
19	MIZORAM	-	-	0	-
20	NAGALAND	-	-	0	-
21	ORISSA	-	-	98,100	-
22	PUDUCHERRY	-	-	14,597	-
23	PUNJAB	-	-	68,410	-
24	RAJASTHAN	-	-	2,44,794	-
25	SIKKIM	-	-	1,627	-
26	TAMIL NADU	-	-	3,64,079	-
27	TRIPURA	-	-	6,301	-
28	UTTARAKHAND	-	-	18,275	-
29	UTTAR PRADESH	-	-	4,66,765	-
30	WEST BENGAL	-	-	1,82,969	-
31	ANDAMAN AND NICOBAR ISLANDS	-	-	1,931	-
32	CHANDIGARH	-	-	5,069	-
33	DADRA AND NAGAR HAVELI	-	-	296	-
34	DAMAN AND DIU	-	-	0	-
35	LAKSHADWEEP	-	-	257	-
Grand Total		-	-	32,88,419	-

SC Families Assisted

% Achievement of Target

During April to July, 2007



States

Table - 14

**SC Families Assisted
(Unit: Number)**

Sl. No.	State/UT Name	Target		Achievement April,2007- July,2007	Percent Achievement April,2007- July,2007
		2007-2008	April,2007- July,2007		
(1)	(2)	(3)	(4)	(5)	(5)/(4)
1	ANDHRA PRADESH	4,50,000	1,50,000	8,935	6
2	ASSAM	44,000	14,664	1,502	10
3	BIHAR	2,55,000	85,000	5,643	7
4	CHHATISGARH	3,75,000	1,25,000	134	0
5	DELHI	5,000	1,664	218	13
6	GOA	550	180	14	8
7	GUJARAT	1,40,000	46,664	36,982	79
8	HARYANA	88,500	29,500	613	2
9	HIMACHAL PRADESH	58,000	19,332	0	0
10	JAMMU AND KASHMIR	1,100	364	0	0
11	JHARKHAND	5,50,000	1,83,332	3,99,738	218
12	KARNATAKA	5,00,000	1,66,664	45,639	27
13	KERALA	33,000	11,000	314	3
14	MADHYA PRADESH	2,43,000	81,000	10,150	13
15	MAHARASHTRA	1,54,000	51,332	7,896	15
16	MANIPUR	550	180	0	0
17	ORISSA	72,600	24,200	7,169	30
18	PUDUCHERRY	5,000	1,664	430	26
19	PUNJAB	88,000	29,332	8,977	31
20	RAJASTHAN	4,12,000	1,37,332	1,02,764	75
21	SIKKIM	2,200	732	315	43
22	TAMIL NADU	9,00,000	3,00,000	3,98,775	133
23	TRIPURA	22,000	7,332	167	2
24	UTTARAKHAND	7,000	2,332	442	19
25	UTTAR PRADESH	2,57,000	85,664	29,413	34
26	WEST BENGAL	1,10,000	36,664	9,024	25
27	CHANDIGARH	700	232	296	128
Grand Total		47,74,200	15,91,360	10,75,550	68

Very Good:(90% or above of targets)

JHARKHAND, TAMIL NADU, CHANDIGARH

Poor:(Below 80% of targets)

ANDHRA PRADESH, ASSAM, BIHAR, CHHATISGARH, DELHI, GOA, GUJARAT, HARYANA, HIMACHAL PRADESH, JAMMU AND KASHMIR, KARNATAKA, KERALA, MADHYA PRADESH, MAHARASHTRA, MANIPUR, ORISSA, PUDUCHERRY, PUNJAB, RAJASTHAN, SIKKIM, TRIPURA, UTTARAKHAND, UTTAR PRADESH, WEST BENGAL

Table - 15

ST Families Assisted
(Unit: Number)

Sl. No.	State/UT Name	Target		Achievement	Percent
		2007-2008	April,2007- July,2007	April,2007- July,2007	Achievement April,2007- July,2007
(1)	(2)	(3)	(4)	(5)	(5)/(4)
1	ANDHRA PRADESH	-	-	25,170	-
2	ARUNACHAL PRADESH	-	-	0	-
3	ASSAM	-	-	1,014	-
4	BIHAR	-	-	786	-
5	CHHATISGARH	-	-	58	-
6	DELHI	-	-	0	-
7	GOA	-	-	88	-
8	GUJARAT	-	-	40,648	-
9	HARYANA	-	-	0	-
10	HIMACHAL PRADESH	-	-	0	-
11	JAMMU AND KASHMIR	-	-	0	-
12	JHARKHAND	-	-	4,52,860	-
13	KARNATAKA	-	-	8,647	-
14	KERALA	-	-	0	-
15	MADHYA PRADESH	-	-	10,378	-
16	MAHARASHTRA	-	-	1,040	-
17	MANIPUR	-	-	0	-
18	MEGHALAYA	-	-	0	-
19	MIZORAM	-	-	0	-
20	NAGALAND	-	-	0	-
21	ORISSA	-	-	9,366	-
22	PUDUCHERRY	-	-	0	-
23	PUNJAB	-	-	0	-
24	RAJASTHAN	-	-	18,525	-
25	SIKKIM	-	-	560	-
26	TAMIL NADU	-	-	4,247	-
27	TRIPURA	-	-	476	-
28	UTTARAKHAND	-	-	53	-
29	UTTAR PRADESH	-	-	95	-
30	WEST BENGAL	-	-	12	-
31	ANDAMAN AND NICOBAR ISLANDS	-	-	91	-
32	CHANDIGARH	-	-	0	-
33	DADRA AND NAGAR HAVELI	-	-	0	-
34	DAMAN AND DIU	-	-	0	-
35	LAKSHADWEEP	-	-	0	-
Grand Total		-	-	5,74,114	-

Universalization of ICDS Scheme

ICDS Blocks Operational (Cumulative)

% Achievement of Target

During April to July, 2007

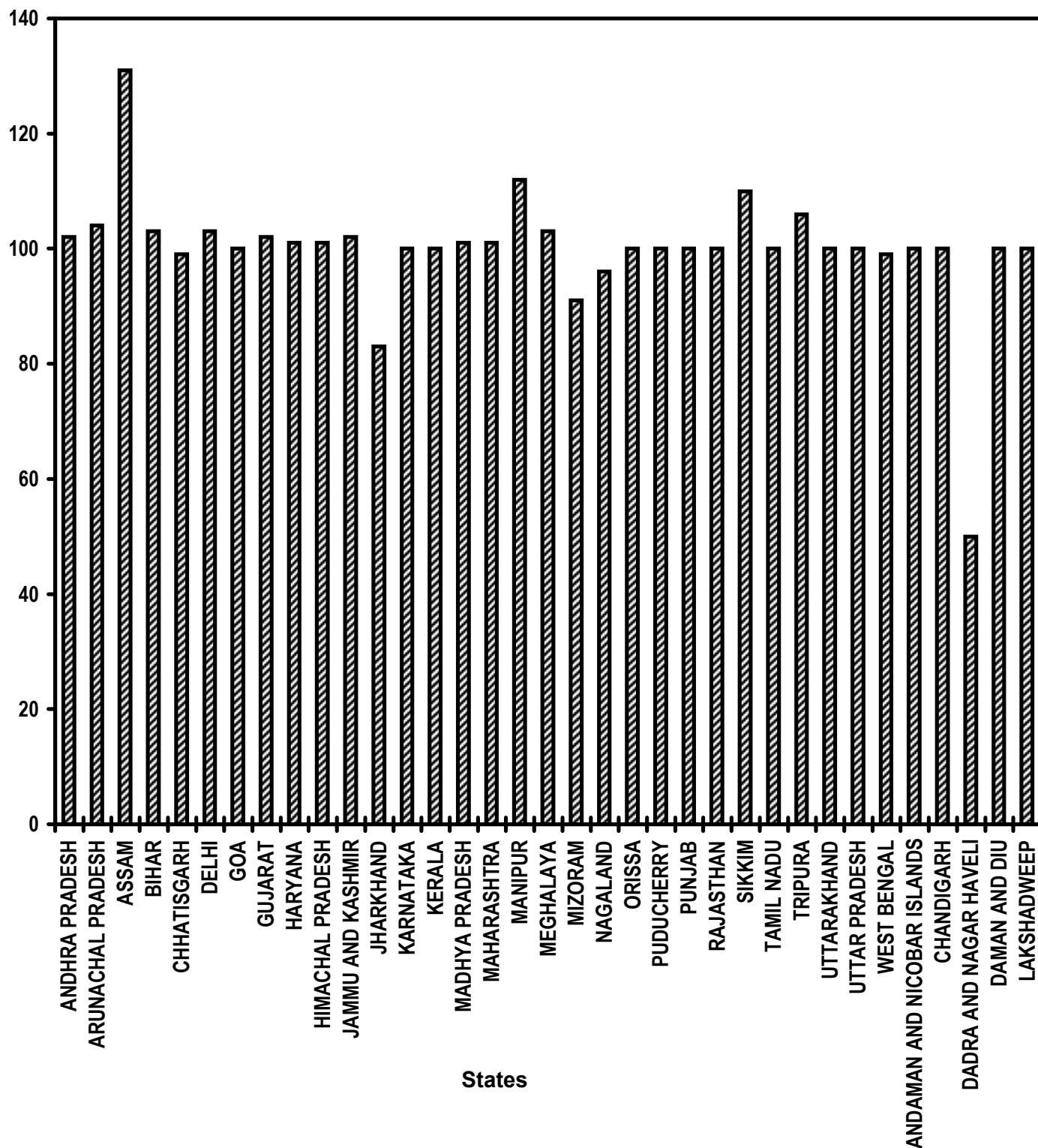


Table - 16

Universalization of ICDS Scheme
ICDS Blocks Operational (Cumulative)
(Unit: Number)

Sl. No.	State/UT Name	Target		Achievement April,2007- July,2007	Percent Achievement April,2007- July,2007
		2007-2008	April,2007- July,2007		
(1)	(2)	(3)	(4)	(5)	(5)/(4)
1	ANDHRA PRADESH	382	374	382	102
2	ARUNACHAL PRADESH	83	76	79	104
3	ASSAM	222	216	284	131
4	BIHAR	538	519	537	103
5	CHHATISGARH	162	157	156	99
6	DELHI	45	33	34	103
7	GOA	11	11	11	100
8	GUJARAT	260	255	259	102
9	HARYANA	134	127	128	101
10	HIMACHAL PRADESH	76	75	76	101
11	JAMMU AND KASHMIR	140	137	140	102
12	JHARKHAND	204	204	169	83
13	KARNATAKA	185	185	185	100
14	KERALA	163	163	163	100
15	MADHYA PRADESH	367	363	367	101
16	MAHARASHTRA	441	410	416	101
17	MANIPUR	37	34	38	112
18	MEGHALAYA	40	38	39	103
19	MIZORAM	23	23	21	91
20	NAGALAND	56	56	54	96
21	ORISSA	326	326	326	100
22	PUDUCHERRY	5	5	5	100
23	PUNJAB	148	147	147	100
24	RAJASTHAN	277	272	273	100
25	SIKKIM	11	10	11	110
26	TAMIL NADU	434	434	434	100
27	TRIPURA	53	50	53	106
28	UTTARAKHAND	99	99	99	100
29	UTTAR PRADESH	878	835	837	100
30	WEST BENGAL	416	408	402	99
31	ANDAMAN AND NICOBAR ISLANDS	5	5	5	100
32	CHANDIGARH	3	3	3	100
33	DADRA AND NAGAR HAVELI	2	2	1	50
34	DAMAN AND DIU	2	2	2	100
35	LAKSHADWEEP	1	1	1	100
Grand Total		6,229	6,055	6,137	101

Very Good:(90% or above of targets)

ANDHRA PRADESH, ARUNACHAL PRADESH, ASSAM, BIHAR, CHHATISGARH, DELHI, GOA, GUJARAT, HARYANA, HIMACHAL PRADESH, JAMMU AND KASHMIR, KARNATAKA, KERALA, MADHYA PRADESH, MAHARASHTRA, MANIPUR, MEGHALAYA, MIZORAM, NAGALAND, ORISSA, PUDUCHERRY, PUNJAB, RAJASTHAN, SIKKIM, TAMIL NADU, TRIPURA, UTTARAKHAND, UTTAR PRADESH, WEST BENGAL, ANDAMAN AND NICOBAR ISLANDS, CHANDIGARH, DAMAN AND DIU, LAKSHADWEEP

Good:(Between 80% to 90% targets)

JHARKHAND

Poor:(Below 80% of targets)

DADRA AND NAGAR HAVELI

Functional Anganwadis

(Cumulative)

% Achievement of Target

During April to July, 2007

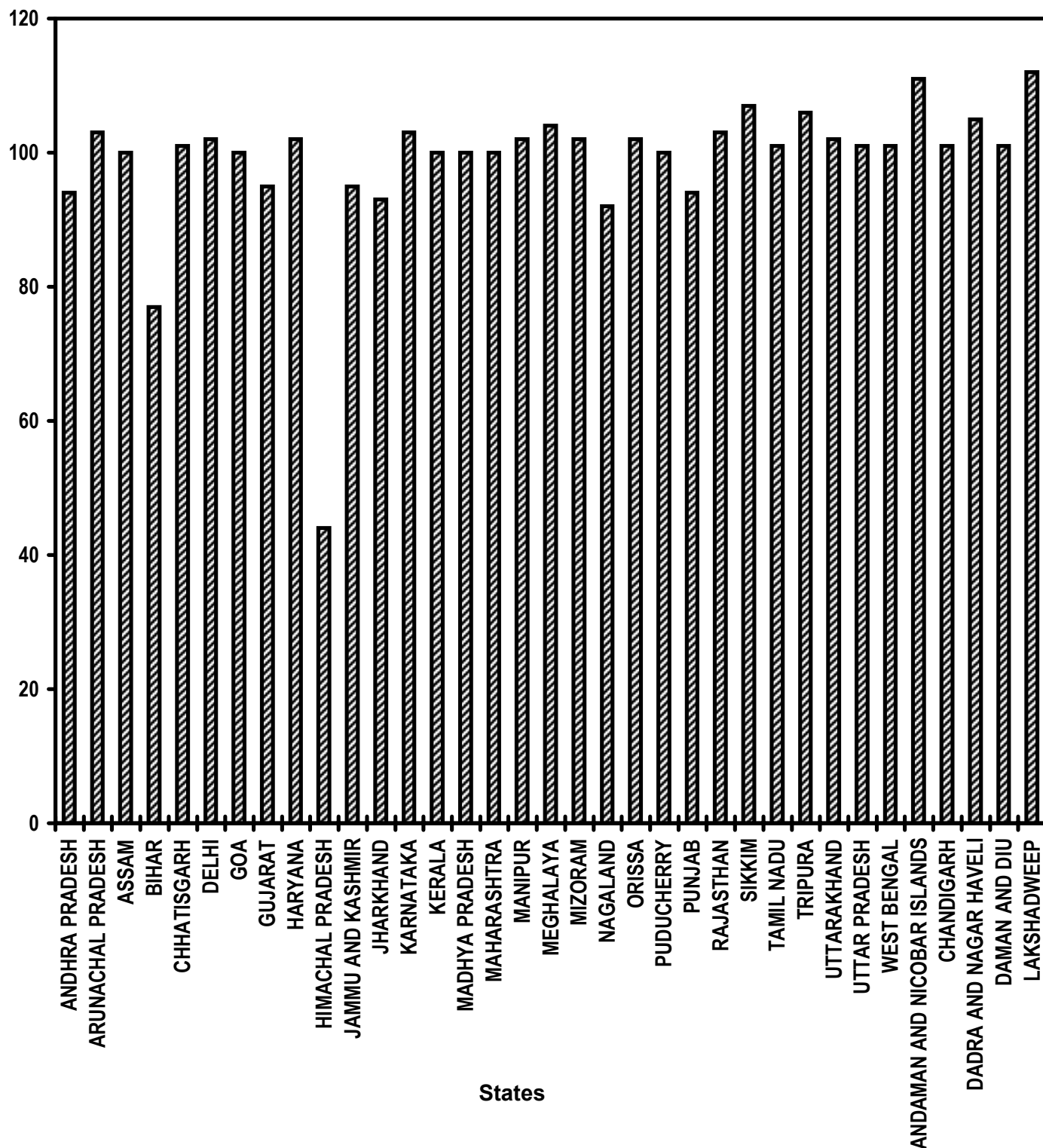


Table - 17

Functional Anganwadis
Anganwadis Functional (Cumulative)
(Unit: Number)

Sl. No.	State/UT Name	Target		Achievement April,2007- July,2007	Percent Achievement April,2007- July,2007
		2007-2008	April,2007- July,2007		
(1)	(2)	(3)	(4)	(5)	(5)/(4)
1	ANDHRA PRADESH	71,256	64,491	60,836	94
2	ARUNACHAL PRADESH	3,905	2,946	3,037	103
3	ASSAM	35,580	31,187	31,230	100
4	BIHAR	80,528	77,899	60,153	77
5	CHHATISGARH	33,287	28,217	28,500	101
6	DELHI	5,603	4,357	4,427	102
7	GOA	1,082	1,012	1,012	100
8	GUJARAT	43,371	41,014	38,828	95
9	HARYANA	16,942	15,984	16,359	102
10	HIMACHAL PRADESH	18,248	16,795	7,354	44
11	JAMMU AND KASHMIR	23,382	17,863	16,916	95
12	JHARKHAND	31,724	29,963	27,892	93
13	KARNATAKA	53,466	50,105	51,393	103
14	KERALA	28,651	28,216	28,141	100
15	MADHYA PRADESH	66,264	58,052	58,033	100
16	MAHARASHTRA	82,494	73,865	73,673	100
17	MANIPUR	6,698	4,501	4,605	102
18	MEGHALAYA	3,325	3,050	3,168	104
19	MIZORAM	1,655	1,561	1,592	102
20	NAGALAND	3,146	3,000	2,770	92
21	ORISSA	40,432	37,043	37,752	102
22	PUDUCHERRY	688	686	688	100
23	PUNJAB	19,345	17,062	16,080	94
24	RAJASTHAN	47,919	45,389	46,651	103
25	SIKKIM	988	923	988	107
26	TAMIL NADU	46,803	45,319	45,726	101
27	TRIPURA	6,974	5,798	6,122	106
28	UTTARAKHAND	9,102	7,641	7,768	102
29	UTTAR PRADESH	1,46,776	1,33,357	1,34,962	101
30	WEST BENGAL	86,898	72,360	72,941	101
31	ANDAMAN AND NICOBAR ISLANDS	657	608	672	111
32	CHANDIGARH	358	325	329	101
33	DADRA AND NAGAR HAVELI	218	204	215	105
34	DAMAN AND DIU	104	96	97	101
35	LAKSHADWEEP	83	74	83	112
Grand Total		10,17,952	9,20,963	8,90,993	97

Very Good:(90% or above of targets)

ANDHRA PRADESH, ARUNACHAL PRADESH, ASSAM, CHHATISGARH, DELHI, GOA, GUJARAT, HARYANA, JAMMU AND KASHMIR, JHARKHAND, KARNATAKA, KERALA, MADHYA PRADESH, MAHARASHTRA, MANIPUR, MEGHALAYA, MIZORAM, NAGALAND, ORISSA, PUDUCHERRY, PUNJAB, RAJASTHAN, SIKKIM, TAMIL NADU, TRIPURA, UTTARAKHAND, UTTAR PRADESH, WEST BENGAL, ANDAMAN AND NICOBAR ISLANDS, CHANDIGARH, DADRA AND NAGAR HAVELI, DAMAN AND DIU, LAKSHADWEEP

Poor:(Below 80% of targets)

BIHAR, HIMACHAL PRADESH

Table - 18

No. of Urban poor families assisted under Seven Point Charter
Poor Families Assisted
(Unit: Number)

Sl. No.	State/UT Name	Target		Achievement	Percent
		2007-2008	April,2007- July,2007	April,2007- July,2007	Achievement April,2007- July,2007
(1)	(2)	(3)	(4)	(5)	(5)/(4)
1	ANDHRA PRADESH	-	-	2,74,601	-
2	ARUNACHAL PRADESH	-	-	0	-
3	ASSAM	-	-	1,250	-
4	BIHAR	-	-	2,025	-
5	CHHATISGARH	-	-	0	-
6	DELHI	-	-	1,336	-
7	GOA	-	-	0	-
8	GUJARAT	-	-	0	-
9	HARYANA	-	-	0	-
10	HIMACHAL PRADESH	-	-	0	-
11	JAMMU AND KASHMIR	-	-	0	-
12	JHARKHAND	-	-	20,498	-
13	KARNATAKA	-	-	0	-
14	KERALA	-	-	2,020	-
15	MADHYA PRADESH	-	-	0	-
16	MAHARASHTRA	-	-	0	-
17	MANIPUR	-	-	0	-
18	MEGHALAYA	-	-	262	-
19	MIZORAM	-	-	0	-
20	NAGALAND	-	-	0	-
21	ORISSA	-	-	0	-
22	PUDUCHERRY	-	-	2,262	-
23	PUNJAB	-	-	0	-
24	RAJASTHAN	-	-	0	-
25	SIKKIM	-	-	0	-
26	TAMIL NADU	-	-	0	-
27	TRIPURA	-	-	3,734	-
28	UTTARAKHAND	-	-	0	-
29	UTTAR PRADESH	-	-	68,289	-
30	WEST BENGAL	-	-	0	-
31	ANDAMAN AND NICOBAR ISLANDS	-	-	0	-
32	CHANDIGARH	-	-	0	-
33	DADRA AND NAGAR HAVELI	-	-	0	-
34	DAMAN AND DIU	-	-	0	-
35	LAKSHADWEEP	-	-	0	-
Grand Total		-	-	3,76,277	-

Afforestation (Public and Forest Lands)

Area Covered under Plantation

% Achievement of Target
During April to July, 2007

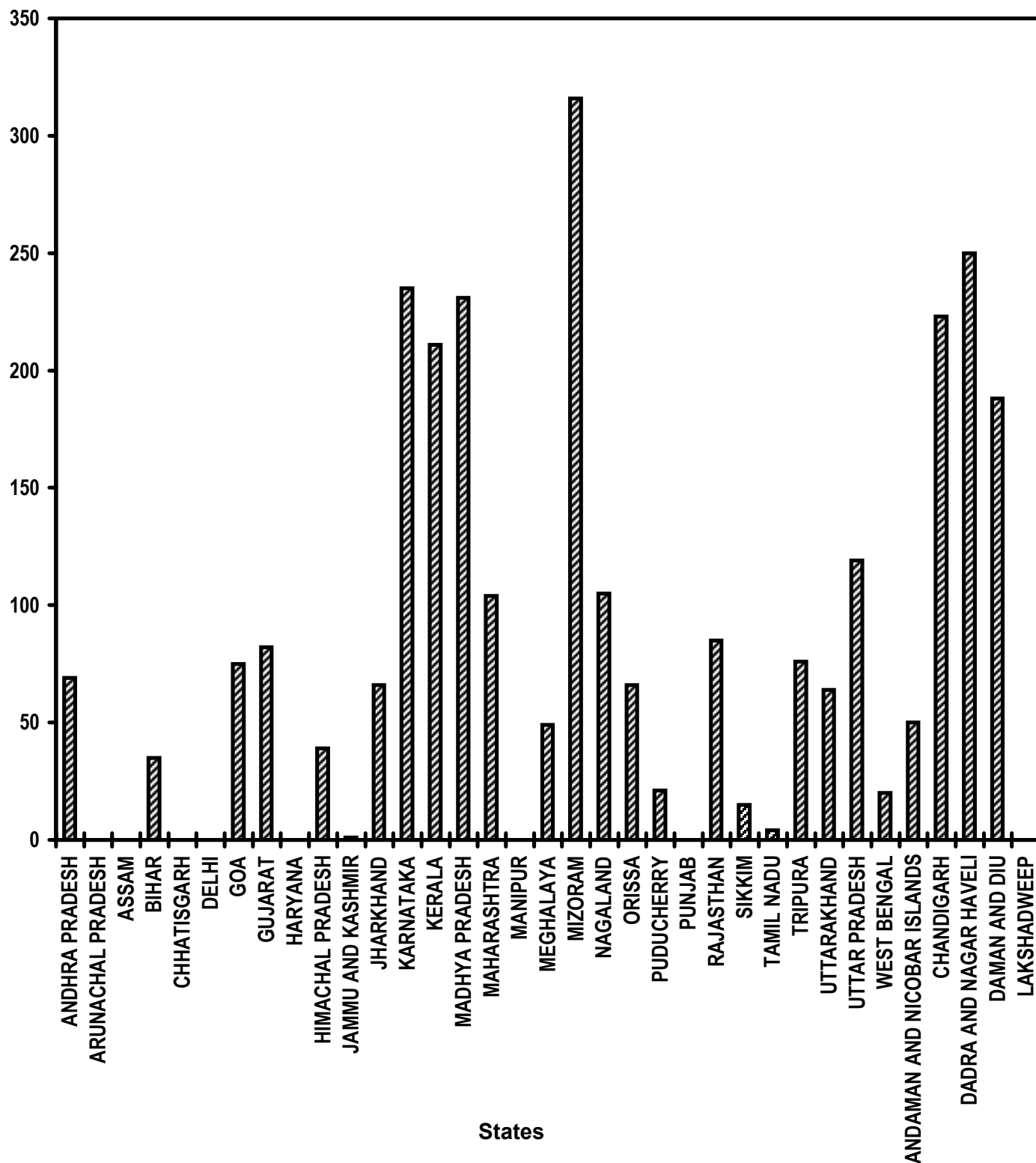


Table - 19(A)

**Afforestation (Public and Forest Lands)
Area Covered under Plantation
(Unit: Hectares)**

Sl. No.	State/UT Name	Target		Achievement April,2007- July,2007	Percent Achievement April,2007- July,2007
		2007-2008	April,2007- July,2007		
(1)	(2)	(3)	(4)	(5)	(5)/(4)
1	ANDHRA PRADESH	3,00,000	1,00,000	68,969	69
2	ARUNACHAL PRADESH	10,000	3,332	0	0
3	ASSAM	20,000	6,664	0	0
4	BIHAR	20,000	6,664	2,348	35
5	CHHATISGARH	1,00,000	33,332	0	0
6	DELHI	25	8	0	0
7	GOA	1,000	332	250	75
8	GUJARAT	1,00,000	33,332	27,360	82
9	HARYANA	20,000	6,664	0	0
10	HIMACHAL PRADESH	20,000	6,664	2,597	39
11	JAMMU AND KASHMIR	35,000	11,664	132	1
12	JHARKHAND	1,00,000	33,332	22,055	66
13	KARNATAKA	80,000	26,664	62,551	235
14	KERALA	10,000	3,332	7,022	211
15	MADHYA PRADESH	2,50,000	83,332	1,92,350	231
16	MAHARASHTRA	1,00,000	33,332	34,826	104
17	MANIPUR	10,000	3,332	0	0
18	MEGHALAYA	6,000	2,000	970	48
19	MIZORAM	9,000	3,000	9,489	316
20	NAGALAND	25,000	8,332	8,784	105
21	ORISSA	80,000	26,664	17,481	66
22	PUDUCHERRY	75	24	5	21
23	PUNJAB	15,000	5,000	0	0
24	RAJASTHAN	80,000	26,664	22,619	85
25	SIKKIM	12,000	4,000	606	15
26	TAMIL NADU	1,60,000	53,332	1,940	4
27	TRIPURA	15,000	5,000	3,800	76
28	UTTARAKHAND	1,40,000	46,664	29,961	64
29	UTTAR PRADESH	60,000	20,000	23,845	119
30	WEST BENGAL	80,000	26,664	5,425	20
31	ANDAMAN AND NICOBAR ISLANDS	1,500	500	248	50
32	CHANDIGARH	150	48	107	223
33	DADRA AND NAGAR HAVELI	200	64	160	250
34	DAMAN AND DIU	30	8	15	188
35	LAKSHADWEEP	20	4	0	0
Grand Total		18,60,000	6,19,948	5,45,915	88

Very Good:(90% or above of targets)

KARNATAKA, KERALA, MADHYA PRADESH, MAHARASHTRA, MIZORAM, NAGALAND, UTTAR PRADESH, CHANDIGARH, DADRA AND NAGAR HAVELI, DAMAN AND DIU

Good:(Between 80% to 90% targets)

GUJARAT, RAJASTHAN

Poor:(Below 80% of targets)

ANDHRA PRADESH, ARUNACHAL PRADESH, ASSAM, BIHAR, CHHATISGARH, DELHI, GOA, HARYANA, HIMACHAL PRADESH, JAMMU AND KASHMIR, JHARKHAND, MANIPUR, MEGHALAYA, ORISSA, PUDUCHERRY, PUNJAB, SIKKIM, TAMIL NADU, TRIPURA, UTTARAKHAND, WEST BENGAL, ANDAMAN AND NICOBAR ISLANDS, LAKSHADWEEP

Afforestation (Public and Forest Lands)

Seedlings planted
% Achievement of Target
During April to July, 2007

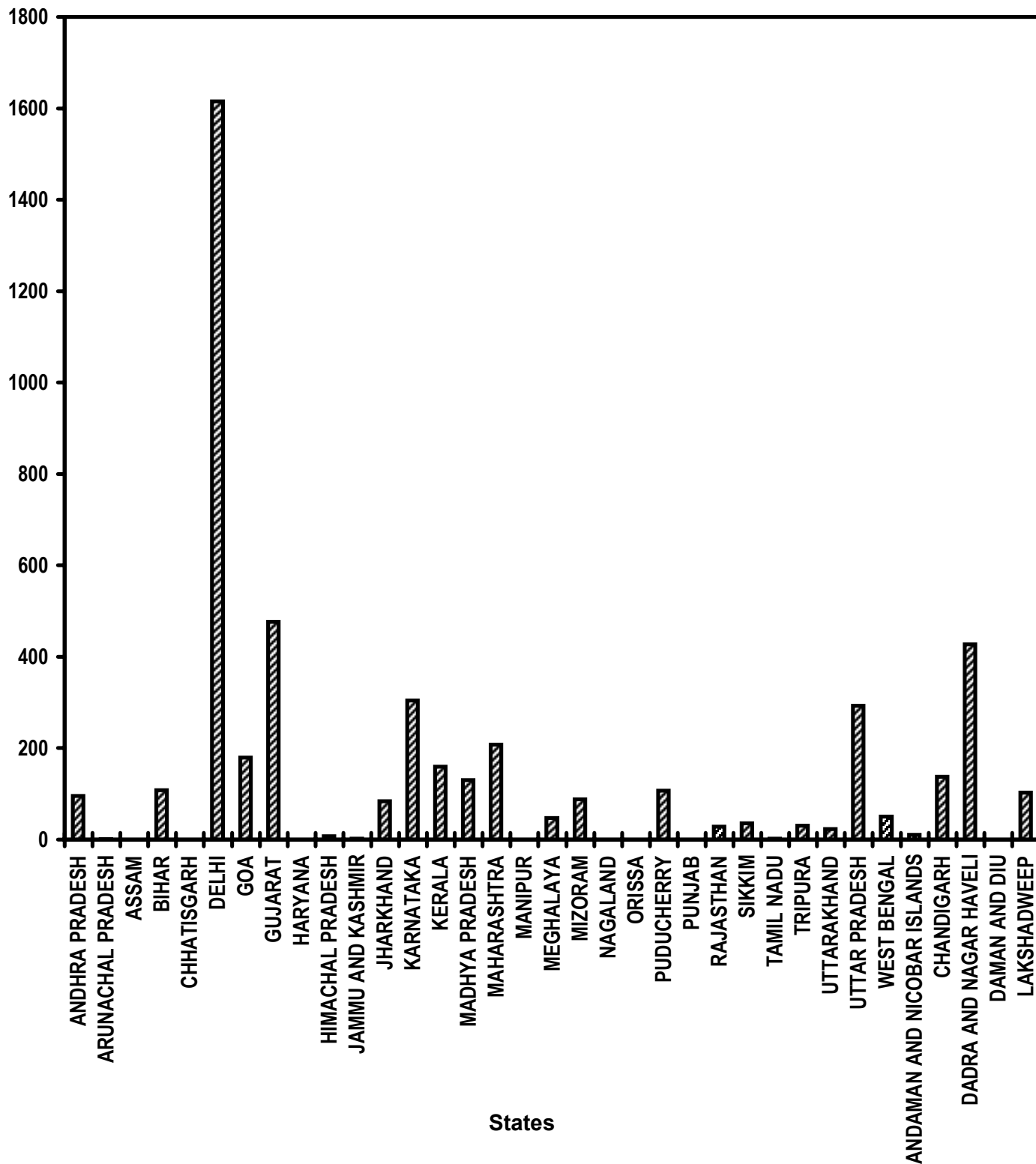


Table - 19(B)

Afforestation (Public and Forest Lands)
Seedlings planted
(Unit: Number)

Sl. No.	State/UT Name	Target		Achievement April,2007- July,2007	Percent Achievement April,2007- July,2007
		2007-2008	April,2007- July,2007		
(1)	(2)	(3)	(4)	(5)	(5)/(4)
1	ANDHRA PRADESH	19,50,00,000	6,50,00,000	6,19,46,465	95
2	ARUNACHAL PRADESH	65,00,000	21,66,664	16,060	1
3	ASSAM	1,30,00,000	43,33,332	0	0
4	BIHAR	1,30,00,000	43,33,332	46,95,000	108
5	CHHATISGARH	6,50,00,000	2,16,66,664	0	0
6	DELHI	20,000	6,664	1,07,614	1,615
7	GOA	6,50,000	2,16,664	3,91,000	180
8	GUJARAT	6,50,00,000	2,16,66,664	10,32,00,000	476
9	HARYANA	1,30,00,000	43,33,332	0	0
10	HIMACHAL PRADESH	1,30,00,000	43,33,332	3,17,000	7
11	JAMMU AND KASHMIR	2,27,50,000	75,83,332	1,46,600	2
12	JHARKHAND	6,50,00,000	2,16,66,664	1,81,78,171	84
13	KARNATAKA	5,20,00,000	1,73,33,332	5,27,55,400	304
14	KERALA	65,00,000	21,66,664	34,68,547	160
15	MADHYA PRADESH	16,25,00,000	5,41,66,664	7,01,86,839	130
16	MAHARASHTRA	6,50,00,000	2,16,66,664	4,49,75,000	208
17	MANIPUR	65,00,000	21,66,664	0	0
18	MEGHALAYA	39,00,000	13,00,000	6,16,400	47
19	MIZORAM	58,50,000	19,50,000	17,07,915	88
20	NAGALAND	1,62,50,000	54,16,664	0	0
21	ORISSA	5,20,00,000	1,73,33,332	0	0
22	PUDUCHERRY	50,000	16,664	17,790	107
23	PUNJAB	97,50,000	32,50,000	0	0
24	RAJASTHAN	5,20,00,000	1,73,33,332	49,11,500	28
25	SIKKIM	78,00,000	26,00,000	9,28,473	36
26	TAMIL NADU	10,40,00,000	3,46,66,664	7,30,000	2
27	TRIPURA	97,50,000	32,50,000	9,83,000	30
28	UTTARAKHAND	9,10,00,000	3,03,33,332	69,57,000	23
29	UTTAR PRADESH	3,90,00,000	1,30,00,000	3,80,92,736	293
30	WEST BENGAL	5,20,00,000	1,73,33,332	86,80,000	50
31	ANDAMAN AND NICOBAR ISLANDS	9,80,000	3,26,664	36,577	11
32	CHANDIGARH	1,00,000	33,332	46,035	138
33	DADRA AND NAGAR HAVELI	1,30,000	43,332	1,85,000	427
34	DAMAN AND DIU	20,000	6,664	0	0
35	LAKSHADWEEP	10,000	3,332	3,425	103
Grand Total		1,20,90,10,000	40,30,03,276	42,42,79,547	105

Very Good:(90% or above of targets)

ANDHRA PRADESH, BIHAR, DELHI, GOA, GUJARAT, KARNATAKA, KERALA, MADHYA PRADESH, MAHARASHTRA, PUDUCHERRY, UTTAR PRADESH, CHANDIGARH, DADRA AND NAGAR HAVELI, LAKSHADWEEP

Good:(Between 80% to 90% targets)

JHARKHAND, MIZORAM

Poor:(Below 80% of targets)

ARUNACHAL PRADESH, ASSAM, CHHATISGARH, HARYANA, HIMACHAL PRADESH, JAMMU AND KASHMIR, MANIPUR, MEGHALAYA, NAGALAND, ORISSA, PUNJAB, RAJASTHAN, SIKKIM, TAMIL NADU, TRIPURA, UTTARAKHAND, WEST BENGAL, ANDAMAN AND NICOBAR ISLANDS, DAMAN AND DIU

Table - 20(A)

Rehabilitation of Handicapped and Orphans
(Unit: Number)

Sl. No.	State/UT Name	Handicapped: Deen Dayal Rehabilitation Scheme (Beneficiaries) (Number)	Handicapped: Assistance to Disabled persons for purchase/fitting of Aids and Appliances (Beneficiaries) (Number)
		April,2007-July,2007	April,2007-July,2007
(1)	(2)	(3)	(4)
1	ANDHRA PRADESH	11,945	4,513
2	ARUNACHAL PRADESH	0	0
3	ASSAM	0	0
4	BIHAR	0	0
5	CHHATISGARH	0	0
6	DELHI	0	0
7	GOA	0	67
8	GUJARAT	0	0
9	HARYANA	0	4
10	HIMACHAL PRADESH	326	55
11	JAMMU AND KASHMIR	0	0
12	JHARKHAND	28,457	21,156
13	KARNATAKA	58	0
14	KERALA	0	0
15	MADHYA PRADESH	0	0
16	MAHARASHTRA	0	0
17	MANIPUR	1,170	1,779
18	MEGHALAYA	287	0
19	MIZORAM	0	0
20	NAGALAND	0	0
21	ORISSA	0	0
22	PUDUCHERRY	853	308
23	PUNJAB	0	0
24	RAJASTHAN	0	0
25	SIKKIM	38	82
26	TAMIL NADU	0	0
27	TRIPURA	0	0
28	UTTARAKHAND	42	116
29	UTTAR PRADESH	0	500
30	WEST BENGAL	8,613	1,615
31	ANDAMAN AND NICOBAR ISLANDS	0	0
32	CHANDIGARH	0	11
33	DADRA AND NAGAR HAVELI	0	0
34	DAMAN AND DIU	0	0
35	LAKSHADWEEP	0	0
Grand Total		51,789	30,206

Table - 20(B)

Rehabilitation of Handicapped and Orphans
(Unit: Number)

Sl. No.	State/UT Name	Orphans: Assistance to Home for Children (Shishu Greh) : In country adoptions (Number) April,2007- July,2007	Orphans: Assistance to Home for Children (Shishu Greh) : Inter country adoptions (Number) April,2007- July,2007
		(3)	(4)
1	ANDHRA PRADESH	144	11
2	ARUNACHAL PRADESH	0	0
3	ASSAM	0	0
4	BIHAR	0	0
5	CHHATISGARH	0	0
6	DELHI	0	0
7	GOA	0	0
8	GUJARAT	0	0
9	HARYANA	0	0
10	HIMACHAL PRADESH	0	0
11	JAMMU AND KASHMIR	0	0
12	JHARKHAND	953	0
13	KARNATAKA	0	0
14	KERALA	21	0
15	MADHYA PRADESH	9	0
16	MAHARASHTRA	0	0
17	MANIPUR	0	0
18	MEGHALAYA	0	0
19	MIZORAM	0	0
20	NAGALAND	0	0
21	ORISSA	0	0
22	PUDUCHERRY	4	4
23	PUNJAB	0	0
24	RAJASTHAN	0	0
25	SIKKIM	0	0
26	TAMIL NADU	0	0
27	TRIPURA	0	0
28	UTTARAKHAND	0	1
29	UTTAR PRADESH	27	0
30	WEST BENGAL	60	0
31	ANDAMAN AND NICOBAR ISLANDS	26	0
32	CHANDIGARH	5	0
33	DADRA AND NAGAR HAVELI	0	0
34	DAMAN AND DIU	0	0
35	LAKSHADWEEP	0	0
Grand Total		1,249	16

Table - 21

**Welfare of the aged : Under the Scheme Integrated Programme for Older persons
(Unit: Number)**

Sl. No.	State/UT Name	Beneficiaries under Day-care Homes (Number) April,2007- July,2007	Beneficiaries under Old-age Homes (Number) April,2007- July,2007
		(3)	(4)
1	ANDHRA PRADESH	2,450	2,775
2	ARUNACHAL PRADESH	0	0
3	ASSAM	0	0
4	BIHAR	0	0
5	CHHATISGARH	0	0
6	DELHI	0	0
7	GOA	47	0
8	GUJARAT	0	0
9	HARYANA	600	176
10	HIMACHAL PRADESH	0	154
11	JAMMU AND KASHMIR	0	0
12	JHARKHAND	1,77,223	3,67,760
13	KARNATAKA	1	36
14	KERALA	25	450
15	MADHYA PRADESH	375	1,225
16	MAHARASHTRA	0	0
17	MANIPUR	0	0
18	MEGHALAYA	0	0
19	MIZORAM	0	0
20	NAGALAND	0	0
21	ORISSA	3,575	1,275
22	PUDUCHERRY	50	325
23	PUNJAB	0	0
24	RAJASTHAN	0	0
25	SIKKIM	0	0
26	TAMIL NADU	1,168	916
27	TRIPURA	0	0
28	UTTARAKHAND	0	18
29	UTTAR PRADESH	235	71
30	WEST BENGAL	1,600	1,250
31	ANDAMAN AND NICOBAR ISLANDS	436	20
32	CHANDIGARH	0	61
33	DADRA AND NAGAR HAVELI	0	753
34	DAMAN AND DIU	0	0
35	LAKSHADWEEP	0	0
Grand Total		1,87,785	3,77,265

Rural Roads - PMGSY

Length of Road Constructed

% Achievement of Target

During April to July, 2007

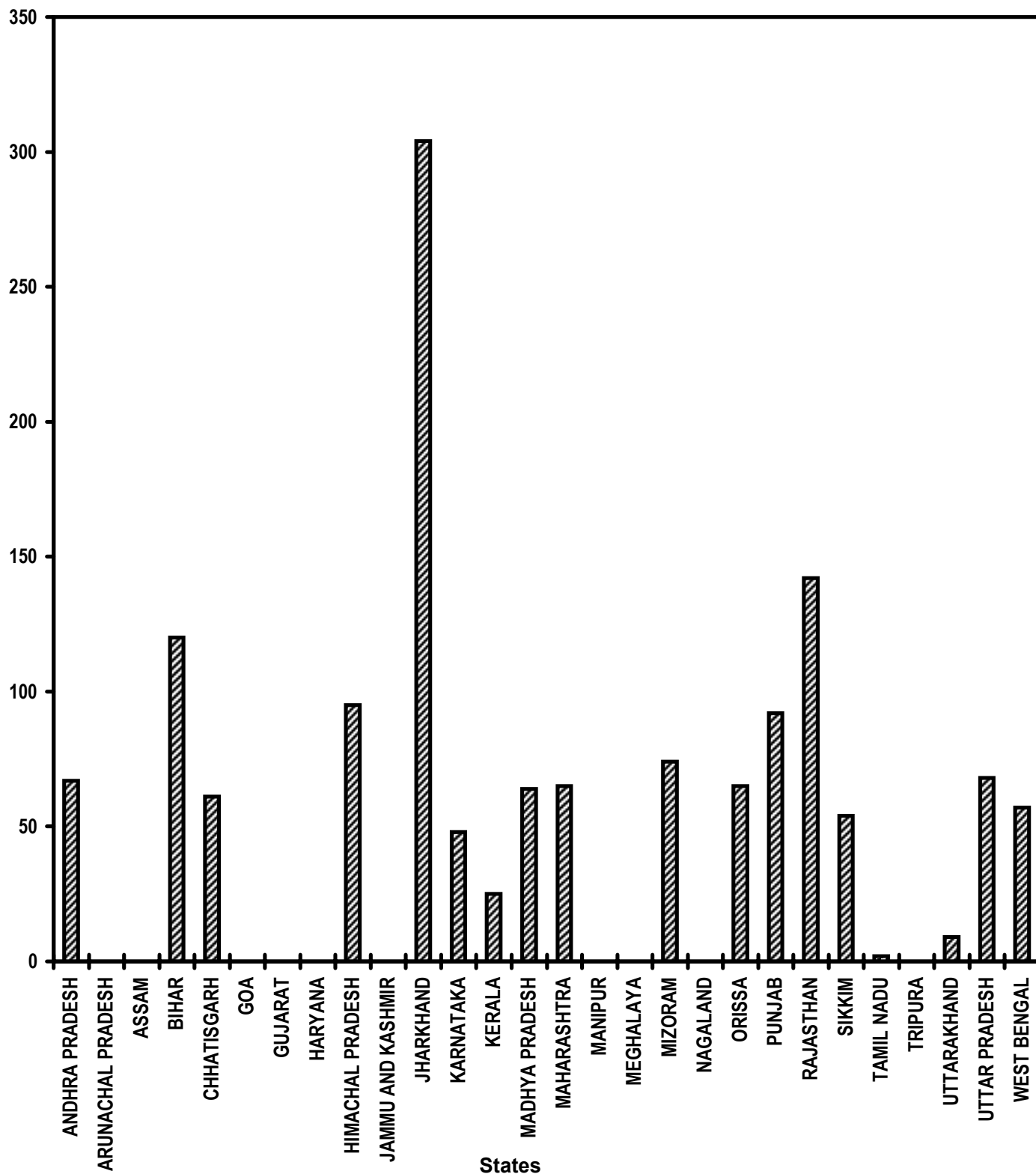


Table - 22

Rural Roads - PMGSY
Length of Road Constructed
(Unit: Kilometer)

Sl. No.	State/UT Name	Target		Achievement April,2007-July,2007	Percent Achievement April,2007-July,2007
		2007-2008	April,2007-July,2007		
(1)	(2)	(3)	(4)	(5)	(5)/(4)
1	ANDHRA PRADESH	2,551	893	599	67
2	ARUNACHAL PRADESH	361	126	0	0
3	ASSAM	1,685	590	0	0
4	BIHAR	4,005	1,402	1,686	120
5	CHHATISGARH	4,417	1,546	947	61
6	GOA	18	6	0	0
7	GUJARAT	500	50	0	0
8	HARYANA	586	205	0	0
9	HIMACHAL PRADESH	1,298	454	431	95
10	JAMMU AND KASHMIR	539	189	0	0
11	JHARKHAND	959	336	1,023	304
12	KARNATAKA	1,824	638	308	48
13	KERALA	433	152	38	25
14	MADHYA PRADESH	6,712	2,350	1,508	64
15	MAHARASHTRA	3,823	1,338	866	65
16	MANIPUR	63	22	0	0
17	MEGHALAYA	176	62	0	0
18	MIZORAM	334	117	86	74
19	NAGALAND	384	134	0	0
20	ORISSA	3,124	1,093	712	65
21	PUNJAB	1,024	358	329	92
22	RAJASTHAN	9,215	3,226	4,596	142
23	SIKKIM	231	81	44	54
24	TAMIL NADU	1,280	448	8	2
25	TRIPURA	442	155	0	0
26	UTTARAKHAND	1,169	409	37	9
27	UTTAR PRADESH	4,976	1,742	1,189	68
28	WEST BENGAL	2,272	796	453	57
Grand Total		54,401	18,918	14,860	79

Very Good:(90% or above of targets)

BIHAR, HIMACHAL PRADESH, JHARKHAND, PUNJAB, RAJASTHAN

Poor:(Below 80% of targets)

ANDHRA PRADESH, ARUNACHAL PRADESH, ASSAM, CHHATISGARH, GOA, GUJARAT, HARYANA, JAMMU AND KASHMIR, KARNATAKA, KERALA, MADHYA PRADESH, MAHARASHTRA, MANIPUR, MEGHALAYA, MIZORAM, NAGALAND, ORISSA, SIKKIM, TAMIL NADU, TRIPURA, UTTARAKHAND, UTTAR PRADESH, WEST BENGAL

Rajiv Gandhi Grameen Vidyutikaran Yojana

Villages electrified
% Achievement of Target
During April to July, 2007

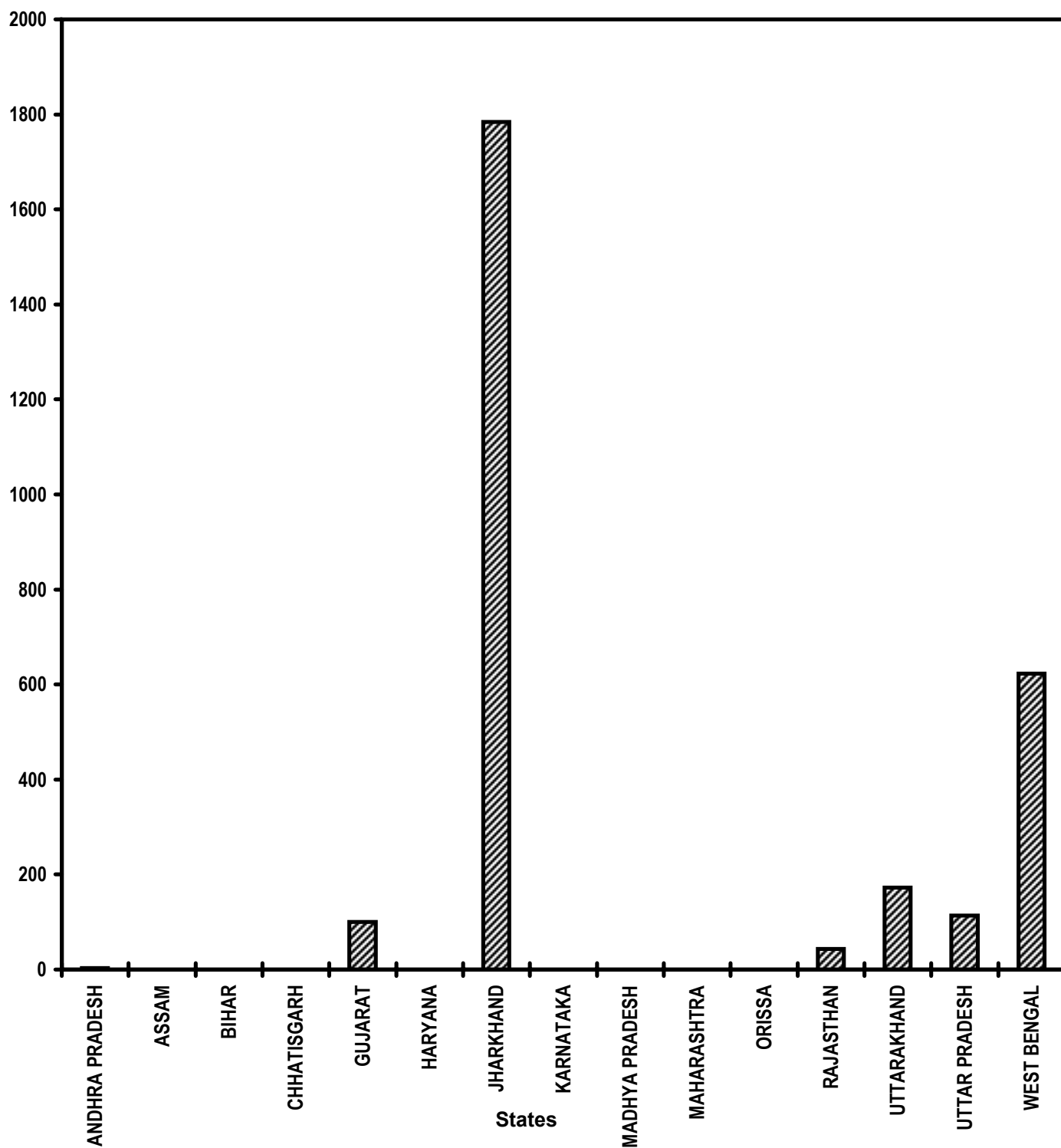


Table - 23

Rajiv Gandhi Grameen Vidyutikaran Yojana
Villages electrified
(Unit: Number)

Sl. No.	State/UT Name	Target		Achievement April,2007- July,2007	Percent Achievement April,2007- July,2007
		2007-2008	April,2007- July,2007		
(1)	(2)	(3)	(4)	(5)	(5)/(4)
1	ANDHRA PRADESH	7,000	3,150	85	3
2	ASSAM	50	-	0	-
3	BIHAR	6,000	1,250	0	0
4	CHHATISGARH	450	35	0	0
5	GUJARAT	500	50	50	100
6	HARYANA	500	10	0	0
7	JHARKHAND	3,150	50	892	1,784
8	KARNATAKA	5,100	1,750	0	0
9	MADHYA PRADESH	1,050	30	0	0
10	MAHARASHTRA	1,000	25	0	0
11	ORISSA	850	-	0	-
12	RAJASTHAN	5,500	275	118	43
13	UTTARAKHAND	2,850	110	190	173
14	UTTAR PRADESH	4,500	1,600	1,818	114
15	WEST BENGAL	1,500	550	3,427	623
Grand Total		40,000	8,885	6,580	74

Very Good:(90% or above of targets)

GUJARAT, JHARKHAND, UTTARAKHAND, UTTAR PRADESH, WEST BENGAL

Poor:(Below 80% of targets)

ANDHRA PRADESH, BIHAR, CHHATISGARH, HARYANA, KARNATAKA, MADHYA PRADESH, MAHARASHTRA, RAJASTHAN

Energising pump sets

Pumps sets energized

% Achievement of Target

During April to July, 2007

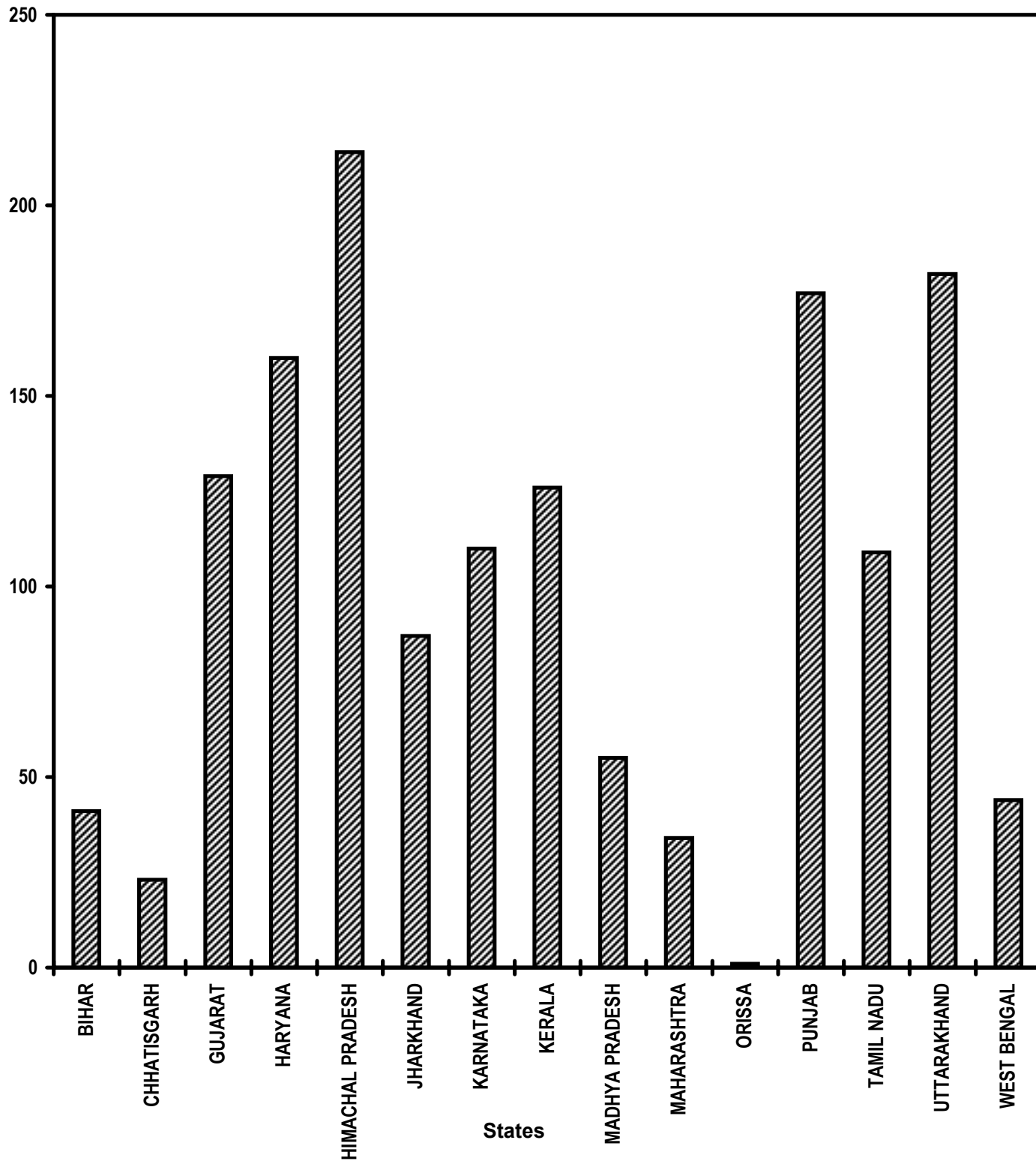


Table - 24

**Energising pump sets
Pumps sets energized
(Unit: Number)**

Sl. No.	State/UT Name	Target		Achievement April,2007- July,2007	Percent Achievement April,2007- July,2007
		2007-2008	April,2007- July,2007		
(1)	(2)	(3)	(4)	(5)	(5)/(4)
1	BIHAR	1,500	500	205	41
2	CHHATISGARH	40,000	13,332	3,121	23
3	GUJARAT	9,140	3,044	3,921	129
4	HARYANA	6,000	2,000	3,190	160
5	HIMACHAL PRADESH	600	200	428	214
6	JHARKHAND	3,000	1,000	868	87
7	KARNATAKA	20,000	6,664	7,345	110
8	KERALA	15,000	5,000	6,298	126
9	MADHYA PRADESH	5,600	1,864	1,033	55
10	MAHARASHTRA	2,16,269	72,088	24,200	34
11	ORISSA	1,538	512	3	1
12	PUNJAB	6,000	2,000	3,547	177
13	TAMIL NADU	15,000	5,000	5,465	109
14	UTTARAKHAND	350	116	211	182
15	WEST BENGAL	1,402	464	206	44
Grand Total		3,41,399	1,13,784	60,041	53

Very Good:(90% or above of targets)

GUJARAT, HARYANA, HIMACHAL PRADESH, KARNATAKA, KERALA, PUNJAB, TAMIL NADU, UTTARAKHAND

Good:(Between 80% to 90% targets)

JHARKHAND

Poor:(Below 80% of targets)

BIHAR, CHHATISGARH, MADHYA PRADESH, MAHARASHTRA, ORISSA, WEST BENGAL

Supply of Electricity

Electricity supplied

% Achievement of Target

During April to July, 2007

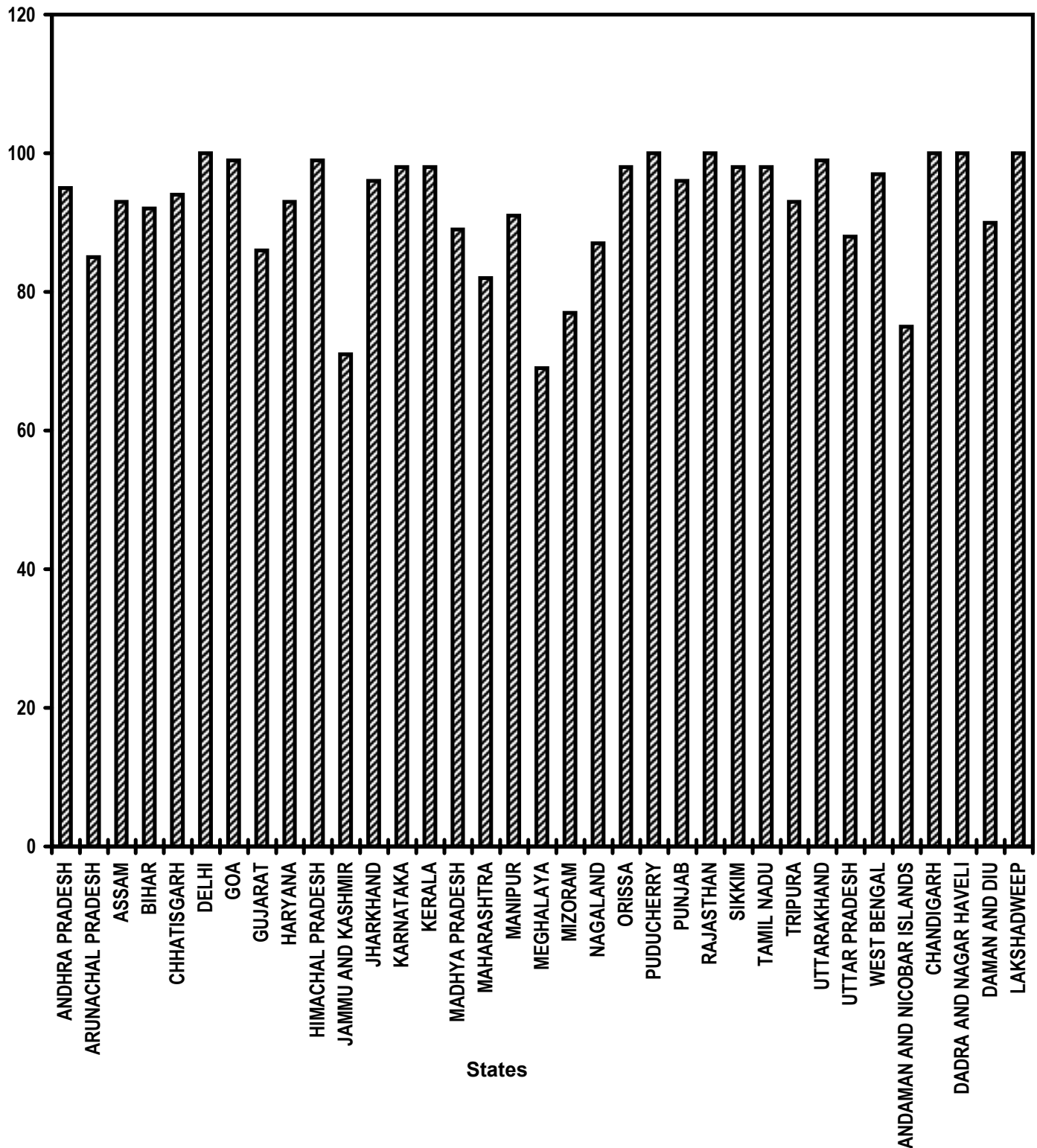


Table - 25

Supply of Electricity

Sl. No.	State/UT Name	Electricity demanded (Million Units) April,2007- July,2007	Electricity supplied (Million Units) April,2007- July,2007	Shortage observed (Million Units) April,2007- July,2007	Percentage of Electricity Supplied
(1)	(2)	(3)	(4)	(5)	(6)
1	ANDHRA PRADESH	20,473	19,424	1,049	95
2	ARUNACHAL PRADESH	120	102	18	85
3	ASSAM	1,557	1,442	115	93
4	BIHAR	2,980	2,754	226	92
5	CHHATISGARH	4,750	4,471	279	94
6	DELHI	8,582	8,563	19	100
7	GOA	925	915	10	99
8	GUJARAT	21,681	18,726	2,955	86
9	HARYANA	9,719	9,038	681	93
10	HIMACHAL PRADESH	1,911	1,892	19	99
11	JAMMU AND KASHMIR	3,557	2,535	1,022	71
12	JHARKHAND	1,565	1,498	67	96
13	KARNATAKA	12,925	12,610	315	98
14	KERALA	5,110	4,998	112	98
15	MADHYA PRADESH	11,380	10,120	1,260	89
16	MAHARASHTRA	37,226	30,586	6,640	82
17	MANIPUR	153	139	14	91
18	MEGHALAYA	534	370	164	69
19	MIZORAM	93	72	21	77
20	NAGALAND	132	115	17	87
21	ORISSA	6,083	5,986	97	98
22	PUDUCHERRY	643	643	0	100
23	PUNJAB	15,342	14,772	570	96
24	RAJASTHAN	10,937	10,897	40	100
25	SIKKIM	84	82	2	98
26	TAMIL NADU	22,056	21,699	357	98
27	TRIPURA	241	223	18	93
28	UTTARAKHAND	2,246	2,213	33	99
29	UTTAR PRADESH	20,572	18,094	2,478	88
30	WEST BENGAL	9,999	9,715	284	97
31	ANDAMAN AND NICOBAR ISLANDS	80	60	20	75
32	CHANDIGARH	554	554	0	100
33	DADRA AND NAGAR HAVELI	1,101	1,101	0	100
34	DAMAN AND DIU	564	510	54	90
35	LAKSHADWEEP	8	8	0	100
Grand Total		2,35,883	2,16,927	18,956	92

Very Good:(90% or above of targets)

ANDHRA PRADESH, ASSAM, BIHAR, CHHATISGARH, DELHI, GOA, HARYANA, HIMACHAL PRADESH, JHARKHAND, KARNATAKA, KERALA, MANIPUR, ORISSA, PUDUCHERRY, PUNJAB, RAJASTHAN, SIKKIM, TAMIL NADU, TRIPURA, UTTARAKHAND, WEST BENGAL, CHANDIGARH, DADRA AND NAGAR HAVELI, DAMAN AND DIU, LAKSHADWEEP

Good:(Between 80% to 90% targets)

ARUNACHAL PRADESH, GUJARAT, MADHYA PRADESH, MAHARASHTRA, NAGALAND, UTTAR PRADESH

Poor:(Below 80% of targets)

JAMMU AND KASHMIR, MEGHALAYA, MIZORAM, ANDAMAN AND NICOBAR ISLANDS

Annexure - I

Swaranjayanti Gram Swarojgar Yojana

Sl. No.	State/UT Name	SC Swarozgaries	ST Swarozgaries	Women Swarozgaries	Disabled Swarozgaries
		Assisted (Number) April,2007- July,2007	Assisted (Number) April,2007- July,2007	Assisted (Number) April,2007- July,2007	Assisted (Number) April,2007- July,2007
(1)	(2)	(3)	(4)	(5)	(6)
1	ANDHRA PRADESH	991	431	1,848	498
2	ARUNACHAL PRADESH	0	0	0	0
3	ASSAM	52	75	122	0
4	BIHAR	943	21	362	1
5	CHHATISGARH	218	434	286	61
6	GOA	5	8	12	0
7	GUJARAT	1,593	0	1,000	40
8	HARYANA	782	0	1,194	8
9	HIMACHAL PRADESH	404	60	480	9
10	JAMMU AND KASHMIR	0	0	26	0
11	JHARKHAND	649	1,721	785	607
12	KARNATAKA	1,823	449	4,064	6
13	KERALA	301	17	166	31
14	MADHYA PRADESH	1,149	1,288	2,057	113
15	MAHARASHTRA	289	176	387	41
16	MANIPUR	0	0	0	0
17	MEGHALAYA	0	843	536	0
18	MIZORAM	0	0	0	0
19	NAGALAND	0	466	273	0
20	ORISSA	8	7	5	13
21	PUDUCHERRY	0	0	0	0
22	PUNJAB	237	0	71	16
23	RAJASTHAN	1,071	434	1,372	18
24	SIKKIM	32	297	387	12
25	TAMIL NADU	21,637	1,144	58,579	480
26	TRIPURA	0	0	0	0
27	UTTARAKHAND	420	130	1,013	0
28	UTTAR PRADESH	17,368	81	11,211	298
29	WEST BENGAL	1,698	348	4,558	4
30	ANDAMAN AND NICOBAR ISLANDS	0	0	7	1
31	DADRA AND NAGAR HAVELI	0	23	8	0
32	DAMAN AND DIU	0	0	0	0
33	LAKSHADWEEP	0	18	0	0
Grand Total		51,670	8,471	90,809	2,257

Annexure - II

Sampoorna Grameen Rojgar Yojana

Sl. No.	State/UT Name	Employment Generated for SC (Number of Mandays) April,2007- July,2007	Employment Generated for ST (Number of Mandays) April,2007- July,2007	Employment Generated for Women (Number of Mandays) April,2007- July,2007
(1)	(2)	(3)	(4)	(5)
1	ANDHRA PRADESH	3,27,068	1,32,000	4,35,978
2	ARUNACHAL PRADESH	0	0	0
3	ASSAM	8,40,000	9,50,000	4,00,000
4	BIHAR	0	0	0
5	CHHATISGARH	46,000	65,000	54,000
6	DELHI	0	0	0
7	GOA	2	2	4
8	GUJARAT	5,02,000	0	2,97,000
9	HARYANA	4,33,300	0	2,04,100
10	HIMACHAL PRADESH	72,000	63,000	3,000
11	JAMMU AND KASHMIR	0	21,700	0
12	JHARKHAND	5,60,228	14,42,170	13,04,292
13	KARNATAKA	8,18,000	4,51,000	7,30,000
14	KERALA	8,10,000	71,000	6,89,000
15	MADHYA PRADESH	20,86,000	19,85,000	20,11,000
16	MAHARASHTRA	14,17,000	9,30,000	15,01,000
17	MANIPUR	0	0	0
18	MEGHALAYA	0	6,78,000	2,03,000
19	MIZORAM	0	0	0
20	NAGALAND	0	23	7
21	ORISSA	3,67,000	40,000	3,39,000
22	PUDUCHERRY	15,600	0	4,200
23	PUNJAB	2,52,000	0	11,000
24	RAJASTHAN	11,04,000	3,94,000	10,14,000
25	SIKKIM	50,075	31,075	4,500
26	TAMIL NADU	9,73,400	42,400	7,03,300
27	TRIPURA	1,48,000	3,43,000	0
28	UTTARAKHAND	3,73,500	72,000	2,11,500
29	UTTAR PRADESH	79,05,984	3,100	21,91,140
30	WEST BENGAL	23,13,000	10,37,000	12,43,000
31	ANDAMAN AND NICOBAR ISLANDS	0	653	40
32	CHANDIGARH	0	0	0
33	DADRA AND NAGAR HAVELI	0	0	0
34	DAMAN AND DIU	0	0	0
35	LAKSHADWEEP	0	46,000	0
Grand Total		2,14,14,157	87,98,123	1,35,54,061

Annexure - III

Distribution of waste land to the landless

Sl. No.	State/UT Name	Land Distributed to SC (Hectare) April,2007- July,2007	Land Distributed to ST (Hectare) April,2007- July,2007	Land Distributed to Others (Hectare) April,2007- July,2007
		(3)	(4)	(5)
1	ANDHRA PRADESH	272	348	943
2	ARUNACHAL PRADESH	0	0	0
3	ASSAM	0	0	0
4	BIHAR	17	46	0
5	CHHATISGARH	2,319	3,321	4,047
6	DELHI	0	0	0
7	GOA	0	0	0
8	GUJARAT	0	0	0
9	HARYANA	0	0	0
10	HIMACHAL PRADESH	0	0	0
11	JAMMU AND KASHMIR	0	0	0
12	JHARKHAND	2,315	3,127	4,933
13	KARNATAKA	0	0	0
14	KERALA	64	0	0
15	MADHYA PRADESH	0	0	0
16	MAHARASHTRA	56,276	38,175	77,608
17	MANIPUR	0	0	0
18	MEGHALAYA	0	0	0
19	MIZORAM	0	0	0
20	NAGALAND	0	0	0
21	ORISSA	0	0	0
22	PUDUCHERRY	0	0	0
23	PUNJAB	0	0	0
24	RAJASTHAN	0	0	0
25	SIKKIM	0	0	0
26	TAMIL NADU	138	0	242
27	TRIPURA	0	0	0
28	UTTARAKHAND	0	0	0
29	UTTAR PRADESH	362	0	507
30	WEST BENGAL	0	0	0
31	ANDAMAN AND NICOBAR ISLANDS	0	0	0
32	CHANDIGARH	0	0	0
33	DADRA AND NAGAR HAVELI	0	0	0
34	DAMAN AND DIU	0	0	0
35	LAKSHADWEEP	0	0	0
Grand Total		61,763	45,017	88,280

LIST OF ITEMS

Point No.	Item No.	Name of the Points/Items
I.		Garibi Hatao [Poverty Eradication]
		Rural Areas
	1.	Employment generation under the National Rural Employment Guarantee Scheme
	2.	Swaranjayanti Gram Swarojgar Yojana
	3.	Sampoorna Grameen Rojgar Yojana
	4.	Rural Business Hubs in Partnership with Panchayats
	5.	Self help Groups
		Urban Areas
	6.	Swaranjayanti Shehary Rojgar Yojana
II.		Jan Shakti (Power to People)
	7.	Local Self Government (Panchayati Raj and Urban Local Bodies) - Activity Mapping for devolution of functions - Budget Flow of Funds - Assignment of Functionaries
	8.	Quick and Inexpensive Justice – Gram Nyayalayas and Nyaya Panchayats.
	9.	District Planning Committees.
III.		Kisan Mitra [Support to Farmers]
	10.	Water shed development and Dry land farming
	11.	Marketing and infrastructural support to farmers
	12.	Irrigation facilities (including minor and micro irrigation) for agriculture
	13.	Credit to farmers
	14.	Distribution of waste land to the landless
IV.		Shramik Kalyan [Labour Welfare]
	15.	Social Security for Agricultural and Unorganised Labour
	16.	Minimum Wages Enforcement (including Farm Labour)
	17.	Prevention of Child Labour
	18.	Welfare of Women Labour
V.		Khadya Suraksha [Food Security]
	19.	Food security: (i) Targeted Public Distribution system, (ii) Antodaya Anna Yojana, (iii) Establishing Grain banks in chronically food scarcity areas

Contd....

VI.		Subke Liye Aawas [Housing for All]
	20.	Rural Housing - Indira Awaas Yojana
	21.	EWS/LIG Houses in Urban Areas
VII.		Shudh Peya Jal [Clean Drinking Water]
	22.	Rural Areas. - Swajaldhara - Accelerated Rural Water Supply Programme
	23.	Urban Areas: - Accelerated Urban Water Supply Programme
VIII.		Jan Jan Ka Swasthya [Health for All]
	24.	Control and prevention of major diseases: (a) HIV/AIDS (b) TB (c) Malaria (d) Leprosy (e) Blindness
	25.	National Rural Health Mission
	26.	Immunisation of Children
	27.	Sanitation Programme in - Rural Areas - Urban areas
	28.	Institutional Delivery
	29.	Prevention of Female Foeticide
	30.	Supplementary nutrition for Mothers and Children
	31.	Two Child norms
IX.		Sabke Liye Shiksha [Education for All]
	32.	Sarv Shiksha Abhiyan
	33.	Mid Day Meal Scheme - Compulsory Elementary Education
X.		Anusuchit Jaati, Jan Jaati, Alp-sankhyak evam Anya Pichhra Varg Kalyan [Welfare of Scheduled Castes, Scheduled Tribes, Minorities and OBCs]
	34.	SC Families Assisted
	35.	Rehabilitation of Scavengers
	36.	ST Families Assisted
	37.	Rights of Forest dwellers – Owners of minor forest produce
	38.	Primitive Tribal Groups
	39.	No alienation of Tribal lands
	40.	Implementation of Panchayats (Extension to Scheduled Areas) Act [PESA]
	41.	Welfare of Minorities
	42.	Professional education among all minority communities
	43.	Reservation of OBCs in - Education - Employment

Contd...

XI.		Mahila Kalyan [Women Welfare]
	44.	Financial Assistance for Women Welfare
	45.	Improved participation of women in (a) Panchayats (b) Municipalities (c) State Legislatures (d) Parliament
XII.		Bal Kalyan (Child Welfare)
	46.	Universalisation of ICDS Scheme
	47.	Functional Anganwadis
XIII.		Yuva Vikas [Youth Development]
	48.	Sports for all in Rural and Urban areas
	49.	Rashtriya Sadbhavana Yojana
	50.	National Service Scheme
XIV.		Basti Sudhar [Improvement of Slums]
	51.	Number of Urban poor families assisted under seven point charter viz. land tenure, housing at affordable cost, water, sanitation, health, education, and social security.
XV.		Paryavaran Sanrakshan evam Van Vridhi [Environment Protection and Afforestation]
	52.	Afforestation (a) Area Covered under Plantation on - Public and Forest Lands (b) Number of Seedlings planted on -Public and Forest Lands
	53.	Prevention of pollution of Rivers and water bodies
	54.	Solid and liquid waste management in - Rural Areas - Urban Areas
XVI.		Samajik Suraksha [Social Security]
	55.	Rehabilitation of handicapped and orphans.
	56.	Welfare of the aged
XVII.		Grameen Sadak [Rural Roads]
	57.	Rural Roads - PMGSY
XVIII.		Grameen Oorja [Energization of Rural Area]
	58.	Bio-diesel Production
	59.	Rajiv Gandhi Grameen Vidyutikaran Yojana
	60.	Renewable Energy
	61.	Energising Pump sets
	62.	Supply of Electricity
	63.	Supply of Kerosene and LPG
XIX.		Pichhara Kshetra Vikas [Development of Backward Areas]
	64.	Backward Regions Grants Fund
XX.		e- Shasan [IT enabled e-Governance]
	65.	Central and State Governments
	66.	Panchayats and Municipalities

ABBREVIATIONS USED

AAV	Antodaya Anna Yojana
ARWSP	Accelerated Rural Water Supply Programme
DDRS	Deen Dayal Rehabilitation Scheme
EWS	Economically Weaker Section
IAY	Indira Awaas Yojana
ICDS	Integrated Child Development Scheme
LIG	Low Income Group
MWE	Minimum Wages Enforcement
NC	Not Covered
NREGS	National Rural Employment Guarantee Scheme
PC	Partially Covered
PMGSY	Prime Minister Grameen Sadak Yojana
SC	Scheduled Caste
RGGVY	Rajiv Gandhi Grameen Vidyutikaran Yojana
SGRY	Sampoorna Grameen Rojgar yojana
SGSY	Swaranjanati Gram Swarojgar Yojana
SHG	Self Help Groups
ST	Scheduled Tribe
TPDS	Targeted Public Distribution system