

TWENTY POINT PROGRAMME-2006
PROGRESS REPORT
FOR
APRIL- AUGUST, 2008



GOVERNMENT OF INDIA
MINISTRY OF STATISTICS AND PROGRAMME IMPLEMENTATION
SARDAR PATEL BHAWAN, SANSAD MARG,
NEW DELHI-110 001

Website: www.mospi.gov.in

CONTENTS

	Page No.
I. Introduction	i
II. List of Twenty Points	ii
III. List of Monthly Monitored Items	iii
IV. List of items identified tentatively for ranking	iv
V. Status of receipt of targets for Monthly Monitored items	v
VI. List of items under TPP-2006 yet to be operationalised	viii

PART-I Overall Performance Analysis

VII. Progress Report	1
VIII. Highlights	2
Table - A - All India Performance	6
Table- B - State Wise Performance	7
Table- C - State Wise and Item Wise Performance	12
Table- D – Score Card and Ranking of States	21

PART- II Performance Tables

Table No.	Description of Item	
1	Employment Generation - NREG Scheme	24
2	Swaranjayanti Gram Swarojgar Yojana (SGSY)	25
3(A)	SHGs Formed under SGSY	27
3(B)	SHGs to whom income generating activities provided	28
4	Distribution of waste land to the landless	30
5(A)	Minimum Wages Enforcement (Including Farm Labour) (i) Inspections made (ii) Irregularities detected (iii) Irregularities rectified	31
5(B)	Minimum Wages Enforcement (Including Farm Labour) (i) Claims filed (ii) Claims settled	32
5(c)	Minimum Wages Enforcement (Including Farm Labour) (i) Prosecution cases pending (ii) Prosecution cases filed (iii) Prosecution cases decided	33
6(A)	Targeted Public Distribution System	34
6(B)	Antodaya Anna Yojana	36
7	Rural Housing - Indira Awaas Yojana	38
8	EWS/LIG Houses in Urban Areas	40

Contd...

Table No.	Description of Item	Page No.
9(A)	Rural Areas - ARWSP Habitations (NC/PC) covered	42
9(B)	Slipped back habitations and habitations with water quality problem covered	44
10	Sanitation Programme in Rural Areas	46
11	Institutional Delivery	47
12	SC Families Assisted	48
13	ST Families Assisted	50
14	Universalization of ICDS Scheme	51
15	Functional Anganwadis	53
16	No. of Urban poor families assisted under Seven Point Charter	55
17(A)	Afforestation- Area Covered under Plantation- (Public and Forest Lands)	56
17(B)	Afforestation- Seedlings Planted – (Public and Forest Lands)	58
18	Rural Roads – PMGSY	60
19	Rajiv Gandhi Grameen Vidyutikaran Yojana -RGGVY	62
20	Energising pump sets	64
21	Supply of Electricity	66
	Annexures	
o	SC, ST, Women and Disabled Swarozgaries Assisted under SGSY	Annexure -I
o	Waste land distributed to SC, ST and Others	Annexure –II
o	List of 65 items to be monitored under TPP-2006	Annexure – III
o	Abbreviations used	Annexure – IV

Twenty Point Programme – 2006

An Introduction

The Twenty Point Programme (TPP) was launched by the Government of India in the year 1975 and restructured in 1982, 1986 and again in 2006. The restructured programme, known as Twenty Point Programme (TPP) – 2006, became operational with effect from 1st April, 2007. The Programme is meant to give a thrust to schemes relating to poverty alleviation, employment generation in rural areas, housing, education, family welfare & health, protection of environment and many other schemes having a bearing on the quality of life, especially in the rural areas.

2. The programmes and schemes under the TPP-2006 are in harmony with the priorities contained in the National Common Minimum Programme (NCMP), the Millennium Development Goals (MDGs) of the United Nations and SAARC Social Charter. The original nomenclature, namely the Twenty Point Programme, which has been in existence for more than three decades and carries the stamp of familiarity among the people and administrative agencies, has been retained.

3. Twenty Point Programme (TPP) – 2006 originally consisted of 20 Points and 66 items being monitored individually by Central Nodal Ministries concerned. During 2007-08, of the 66 items, 22 items were monitored on monthly basis. The monthly information in respect of these items is being collected from various States/Union Territories and the Central Nodal Ministries. Remaining items under TPP-2006, are being monitored on annual basis as the information in respect of these items will be made available on annual basis by the concerned Ministries.

4. One of the 66 items viz. “Sampoorna Grameen Rojgar Yojana (SGRY)” has since been subsumed into another item namely “National Rural Employment Guarantee Act” with effect from 1st April, 2008, therefore, SGRY has been dropped from the list of 66 items during 2008-09 under TPP-2006. Thus out of 65 items, 21 items shall be monitored on monthly basis for the period 2008-09. Out of 21 monthly monitored items, the performance in respect of 17 items shall be provided by the States/ UTs and in respect of 4 items by the concerned Nodal Ministries. For the purpose of ranking, the performance of States on monthly basis in respect of 18 tentatively identified parameters have been evaluated. The list of 65 items is enclosed at Annexure- III.

5. Some of the schemes/ programmes are yet to be operationalised by the Central Nodal Ministries concerned. These items will be monitored only after the schemes concerning them come into existence and their frequency of monitoring will be decided later. The details of such items are available on page No. (viii) of the report.

6. The monitoring mechanism for TPP-2006 has been widened by including block level monitoring in addition to District, State and Central level monitoring. Most of the States/Union Territories have constituted the block, district and state level monitoring committees. At the Centre, the progress of individual items is monitored and reviewed by the Departments/Ministries concerned. The Ministry of Statistics & Programme Implementation (MOSPI) monitors the Programme in totality. The Monitoring Guidelines of TPP-2006 issued to States/UTs are also available on the website of the Ministry (www.mospi.gov.in).

Twenty Point Programme – 2006

Twenty Points

1. Garibi Hatao [Poverty Eradication]
2. Jan Shakti (Power to People)
3. Kisan Mitra [Support to Farmers]
4. Shramik Kalyan [Labour Welfare]
5. Khadya Suraksha [Food Security]
6. Subke Liye Aawas [Housing for All]
7. Shudh Peya Jal [Clean Drinking Water]
8. Jan Jan Ka Swasthya [Health for All]
9. Sabke Liye Shiksha [Education for All]
10. Anusuchit Jaati, Jan Jaati, Alp-sankhyak evam
Anya Pichhra Varg Kalyan [Welfare of Scheduled Castes,
Scheduled Tribes, Minorities and OBCs]
11. Mahila Kalyan [Women Welfare]
12. Bal Kalyan [Child Welfare]
13. Yuva Vikas [Youth Development]
14. Basti Sudhar [Improvement of Slums]
15. Paryavaran Sanrakshan evam Van Vridhi
[Environment Protection and Afforestation]
16. Samajik Suraksha [Social Security]
17. Grameen Sadak [Rural Roads]
18. Grameen Oorja [Energization of Rural Area]
19. Pichhara Kshetra Vikas [Development of Backward Areas]
20. e- Shasan [IT enabled e-Governance]

Twenty Point Programme – 2006

Monthly Monitored Items

1. Employment generation under the National Rural Employment Guarantee Scheme
2. Swarnajayanti Gram Swarajgar Yojana
3. Self help Groups
4. Distribution of Waste land to landless
5. Minimum Wages Enforcement (Including Farm Labour)
6. **Food security:**
 - (i) Targeted Public Distribution system,
 - (ii) Antodaya Anna Yojana,
7. Rural Housing - Indira Awaas Yojana
8. EWS/LIG Houses in Urban Areas
9. **Rural Areas-** Accelerated Rural Water Supply Programme(ARWSP)
 - (i) Habitations covered (NC &PC)
 - (ii) Slipped back habitations and habitations with water quality problems covered
10. Sanitation Programme in Rural Areas
11. Institutional Delivery
12. SC Families Assisted
13. ST Families Assisted
14. Universalisation of ICDS Scheme
15. Functional Anganwadis
16. Number of Urban poor families assisted under seven point charter viz. land tenure, housing at affordable cost, water, sanitation, health, education, and social security.
17. **Afforestation:**
 - (a) Area Covered under Plantation on - Public and Forest Lands
 - (b) Number of Seedlings planted on -Public and Forest Lands
18. Rural Roads - PMGSY
19. Rajiv Gandhi Grameen Vidyutikaran Yojana-RGGVY
20. Energising Pump sets
21. Supply of Electricity

Twenty Point Programme – 2006

Items tentatively identified for ranking

For the purpose of ranking the performance of States under TPP-2006 on monthly basis, the following 15 items & 18 Parameters have been tentatively identified.

Items	Parameters	Description of Item
1	1	Individual Swarozgaries Assisted under SGSY
2	2	SHGs to whom income generating activities provided
3	-	Food security:
	3	(i) Targeted Public Distribution System,
	4	(ii) Antodaya Anna Yojana
4	5	Rural Housing - Indira Awaas Yojana
5	6	EWS/LIG Houses in Urban Areas
6	-	Rural Areas:
	7	(i) Accelerated Rural Water Supply Programme-Habitation covered (NC & PC)
	8	(ii) Slipped back habitations and habitation with water quality problems covered -ARWSP
7	9	SC Family Assisted
8	10	Universalisation of ICDS Scheme
9	11	Functional Anganwadis
10.	12	Number of Urban poor families assisted under seven point charter viz. land tenure, housing at affordable cost, water, sanitation, health, education, and social security.
11	-	Afforestation:
	13	(i) Area Covered under Plantation on - Public and Forest Lands
	14	(ii) Number of Seedlings planted on -Public and Forest Lands
12	15	Rural Roads – PMGSY
13	16	Rajiv Gandhi Grameen Vidyutikaran Yojana –RGGVY
14	17	Energising Pump sets
15	18	Supply of Electricity

Status of receipt of targets for Monthly Monitored items under TPP-2006

[Sl. No.	Name of the item	Parameters/ indicators	Whether targetable / non targetable	Whether targets have been received	Nodal Ministry
1	Employment generation under the National Rural Employment Guarantee Scheme	(i) No. of job card issued (ii) Employment generated (iii) Wages given	Non targetable	-	Ministry of Rural Development
2	Swaranjayanti Gram Swarozgar Yojana	Individual Swarozgaries Assisted (i) Total (ii) SC (iii) ST (iv) Women (v) Disabled person	Targetable	Yes	-do-
3	Self help Groups	SHGs under SGSY - SHGs formed - SHGs to whom income generating activities provided	Non targetable Targetable	- Yes	-do- -do-
4	Distribution of waste land to the landless	Waste Land distributed (i) Total (ii) SC (iii) ST (iv) Others	Non targetable	-	-do-
5	Rural Housing - Indira Awaas Yojana (IAY)	Houses sanctioned	Targetable	Yes	-do-
6	Rural Areas - Accelerated Rural Water Supply Programme -(ARWSP)	(i) Habitations covered (NC/PC) (ii) Slipped back Habitations and Habitations with water quality problem covered	Targetable Targetable	Yes (Targets received in respect of only sixteen States) Yes	-do- -do-

Sl. No.	Name of the item	Parameters/ indicators	Whether targetable / non targetable	Whether targets have been received	Nodal Ministry
7	Sanitation Programme in Rural Areas	Individual Household latrines constructed	Non targetable	-	-do-
8	Rural Roads – PMGSY	Length of Road Constructed	Targetable	Yes	-do-
9.	Minimum Wages Enforcement (including Farm Labour)	(a) <i>Agriculture and Farm workers</i> (i) Inspections made (ii) Irregularities detected (iii) Irregularities rectified (iv) Claims filed (v) claims settled (vi) Prosecution cases pending (vii) Prosecution cases filed (viii) Prosecution cases decided (b) <i>others</i>	Non - targetable	-	Ministry of Labour & Employment
10.	Food security: (i) Targeted Public Distribution system (ii) Antodaya Anna Yojana	Allocation of Food Grains to States/UTs	Targetable	Yes	Ministry of Consumer Affairs, Food & Public Distribution -do-
		Allocation of Food Grains to States/UTs	-do-	Yes	
11.	Institutional Delivery	Delivery in Institutions	Non targetable	-	-do-
12.	SC Families Assisted	SC Families Assisted	Targetable	No	M/o Social Justice and Empowerment
13.	ST Families Assisted	ST Families Assisted	Targetable	Yes (under process)	Ministry of Tribal Affairs

Sl. No.	Name of the item	Parameters/ indicators	Whether targetable / non targetable	Whether targets have been received	Nodal Ministry
14.	Universalisation of ICDS Scheme	ICDS Blocks Operational (Cumulative)	Targetable	Yes	Ministry of Women and Child Development
15.	Functional Anganwadis	Anganwadis Functional (cumulative)	Targetable	Yes	-do-
16.	EWS/LIG Houses in Urban Areas	Houses Constructed	Targetable	Yes	M/o Housing and Urban Poverty Alleviation
17.	Number of Urban poor families assisted under seven point charter viz. land tenure, housing at affordable cost, water, sanitation, health, education, and social security.	Poor Families Assisted	Targetable	Yes (Targets received in respect of only six States)	-do-
18.	Afforestation: (a) Area Covered under Plantation on - Public and Forest Lands	(a) Area Covered under Plantation on - Public and Forest Lands	Targetable	Yes	Ministry of Environment and Forest
	(b) Number of Seedlings planted on -Public and Forest Lands	(b) Number of Seedlings planted on -Public and Forest Lands	Targetable	Yes	-do-
19.	Rajiv Gandhi Grameen Vidyutikaran Yojana (RGGVY)	Villages electrified	Targetable	Yes	Ministry of Power
20.	Energising Pump sets	Pumpsets Energised	Targetable	Yes	-do-
21	Supply of Electricity	Electricity demanded	Targetable	Yes	-do-

List of items where the concerned schemes are yet to be operationalised

- (i) **Quick and inexpensive justice–Gram Nyayalayas and Nyaya Panchayats:** Ministry of Panchayati Raj is consulting Central Ministries and States/UT Governments regarding draft bill on Nyaya Panchayats.
- (ii) **Social Security for Agricultural and Unorganised Labour:** To provide Social Security to workers in the unorganized sector, including agricultural labour, the Unorganised Sector Workers’ Social Security Bill, 2007, was introduced in the Rajya Sabha on 10.9.07 and is being examined by the Parliamentary Standing Committee on Labour.

List of items which have been operationalised subsequently: During operationalisation of TPP-2006 in the year 2007-08, following six items have been operationalised.

(1) **Rural Business Hubs in Partnership with Panchayats:** Rural Business Hubs as a Centrally Sponsored Scheme has been approved during August-2007. The parameter/ indicator to be monitored on annual basis is the “number of MOUs signed under various schemes”.

(2) **Rehabilitation of Scavengers:** The Self Employment Scheme for “Rehabilitation of Manual Scavengers” (SRMS) has become operational w.e.f. 9th January, 2007. The parameter/ indicator to be monitored on annual basis is the “number of manual scavengers and their dependents assisted for rehabilitation”.

(3) **Rights of Forest dwellers – Owners of minor forest produce:** The Bill concerning “Rights of Forest Dwellers” - Owners of minor forest produce has been passed. The information on indicators/ parameters to be monitored and frequency of monitoring is awaited from Ministry of Tribal Affairs.

(4) **Reservation of OBCs in Education:** The petition on implementation of reservation in admission in respect of persons belonging to OBCs, which had been stayed by the Hon’ble Supreme Court of India, has been disposed of in April, 2008. The parameter to be monitored is “Percentage of reservation achieved against 27% reservation for OBCs in different Central Educational Institutions.”

(5) **Sports for all in Rural and Urban Areas:** The scheme titled “Panchayat Yuva Krida Aur Khel Abhiyan (PYKKA)” for the development of sports infrastructure in rural areas has been implemented and the status of implementation of the scheme shall be monitored on annual basis. The scheme titled “Nagar Palika Yuva Krida Aur Khel Abhiyan” for the development of sports infrastructure in urban areas is yet to be approved.

(6) **IT enabled e-Governance for Panchayats and Municipalities:** Mission Mode Projects of Panchayats and Municipalities have been initiated in certain States. The status of implementation of these projects shall be monitored on annual basis.

Item Merged

Dry Land Farming: Consequent to the decision of Ministry of Finance and Planning Commission on the EFC of “Enhancing Sustainability of Dry Land Farming System” for XI Five Year Plan, Dry Land Farming has been merged with new initiatives of the Department-‘Rainfed Area Development Programme’. As of now, there is no separate scheme on Dryland Farming.

PART - I

TWENTY POINT PROGRAMME - 2006

OVERALL PERFORMANCE ANALYSIS

Twenty Point Programme-2006

Progress Report – (April-August, 2008)

This monthly progress report of Twenty Point Programme-2006 consists of two parts: **Part-I** contains an analysis of the overall performance, whereas **Part-II** deals with item-wise performance.

2. The report is compiled on the basis of data received from the Central Nodal Ministries and State Governments/UT Administrations. The data is received either through web enabled software developed by National Informatics Centre (NIC) Cell in this Ministry or through Fax/e-mail/post. The processing of data has been done in association with NIC Cell.

3. The analysis for the period of **April-August, 2008** shows that the performance under **ten** items has been **‘Very Good’** (90% or above the targets). These items are:

- (i) Seedlings Planted (Public and Forest Lands)
- (ii) Individual Swarozgaries Assisted-SGSY
- (iii) Area Covered under Plantation (Public and Forest Lands)
- (iv) SHGs Provided Income Generating Activities
- (v) Pumpssets Energised
- (vi) Houses Constructed – IAY
- (vii) ICDS Blocks Operational (Cum.)
- (viii) Anganwadis Functional (Cum.)
- (ix) Food Security: (Antodaya Anna Yojana)
- (x) Food Security: (Targeted Public Distribution System)

4. The performance of **one** item has been **‘Good’** (80% to 90% of target). The item is:

- (i) Supply of Electricity

5. The performance of **seven** items has been **‘Poor’** (below 80% of target). These items are:

- (i) Urban Poor Families Assisted under Seven Point Charter
- (ii) Road Constructed-PMGSY
- (iii) SC Family Assisted
- (iv) Village Electrified-RGGVY
- (v) Slipped back habitations and habitations with water quality problems covered– ARWSP
- (vi) Habitations covered (NC and PC)- ARWSP
- (vii) Houses constructed – EWS/LIG

6. Some of items under TPP-2006 like “*National Rural Employment Guarantee Act-NREGA*”, “*Self help Groups formed under SGSY*”, “*Sanitation Programme in Rural Areas*” and “*Institutional Delivery*” being demand driven are being monitored without target. The item “*Sapoorna Gramin Rojgar Yojana (SGRY)*” has been merged with NREGA with effect from 1st April, 2008. The items - “*Distribution of Wasteland to the landless*” & Minimum Wages Enforcement (including Farm Labour) will be monitored without any target as the concerned Nodal Ministries are unable to provide the target. These items shall not be considered for the purpose of ranking. The items where quarterly/ annual targets have been provided by the Ministries concerned, monthly targets have been worked out on prorata basis.

7. MPR has not been received from the State of Assam, Manipur, Mizoram, Dadra & Nagar Haveli and Lakshadweep till the finalization of this report. Therefore, the performance of these States has not been included.

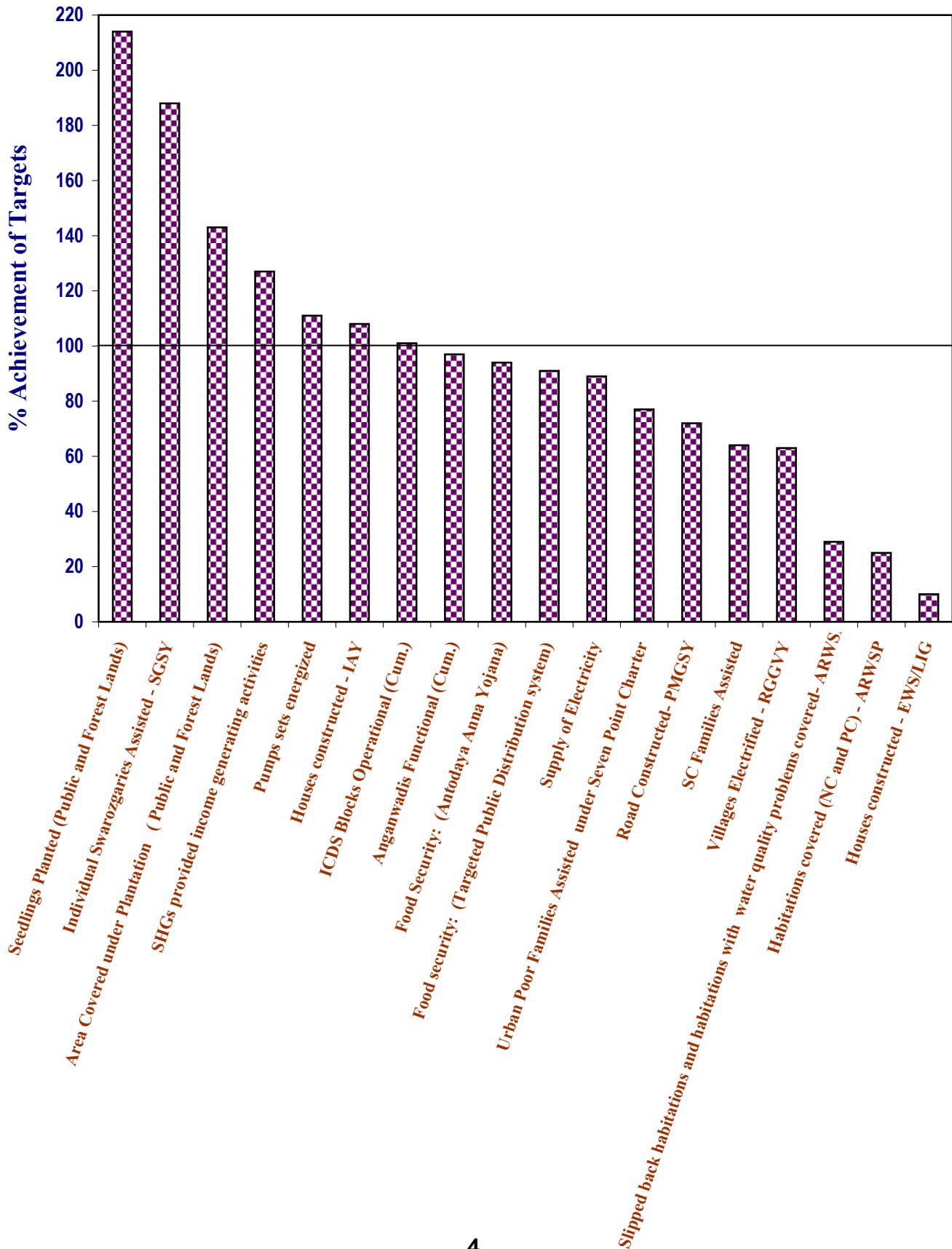
HIGHLIGHTS

Sl. No.	Item	Achievement for April-August, 2008
Employment Generated under NREGS.		
1	No.of Job cards issued	5.90 crore
2	Employment generated	95.30 crore mandays
3	Wages given	Rs. 8345.82 crore
Swaranjayanti Gram Swarozgar Yojana		
4	No. of Individual Swarozgaries Assisted	2,02,611
Self help Groups		
5	No.of SHGs formed	1,01,033
6	No.of SHGs to whom income generating activities provided	49,568
Distribution of waste land to the landless		
7	Land distributed	2,98,940 hectare
Minimum Wages Enforcement (Including Farm Labour)		
8	No.of Inspections made	33,428
9	No.of Irregularities detected	7,324
10	No.of Irregularities rectified	5,765
11	No.of Claims filed	19
12	No.of Claims settled	4
13	No.of Prosecution cases Pending	4,576
14	No.of Prosecution cases filed	33
15	No.of Prosecution cases decided	81
Food Security: (i) TPDS (ii) AAY		
16	Off take of food grains by States/UTs under TPDS	137.89 lakh tones
17	Off take of food grains by States/UTs under AAY	39.84 lakh tones
Rural Housing- Indira Awaas Yojana		
18	No.of Houses constructed	5,33,681
EWS/LIG Houses in Urban Areas		
19	No. of Houses constructed	3,874

Contd.....

Sl. No.	Item	Achievement for April-August, 2008
Rural Areas. - Accelerated Rural Water Supply Programme		
20	Habitations covered (NC and PC)	977
21	Slipped back habitations and habitations with water quality problems covered	13,836
Sanitation Programme in Rural Areas		
22	No.of Individual household latrines constructed	45.47 lakh
Institutional Delivery		
23	No.of Deliveries in Institutions	50.85 lakh
SC Families Assisted		
24	No.of SC Families Assisted	12.75 lakh
ST Families Assisted		
25	No.of ST Families Assisted	13.52lakh
Universalisation of ICDS Schemes		
26	No. of ICDS Blocks Operational (Cum.)	6,334
Functional Anganwadis		
27	No.of Anganwadis Functional (Cum.)	10.19 lakh
Number of Urban poor families assisted under seven point charter viz. land tenure, housing at affordable cost, water, sanitation, health, education, and social security.		
28	No. of Poor Families Assisted	10,023
Afforestation:		
(i) Area Covered under Plantation (Public&Forest Lands)		
(ii) Seedlings planted (Public and Forest Lands)		
29	Area Covered under Plantation (Public and Forest Lands)	10,54,326 hectares
30	No. of Seedlings planted (Public and Forest Lands)	102.72 crore
Rural Road- PMGSY		
31	Length of Road Constructed	18,545 Kms
Rajiv Gandhi Grameen Vidyutikaran Yojana		
32	No.of Villages Electrified	4,961
Energized Pumps sets		
33	No.of Pumps sets energized	97,732
Supply of Electricity		
34	Electricity supplied	2,82,156 million units (MU)

PERFORMANCE DURING April to August, 2008



ACHIEVEMENT HIGHLIGHTS

PERFORMANCE DURING APRIL to AUGUST, 2008

The cumulative performance during April to August, 2008 has been "Very Good" for 10 items, "Good" for 1 item and "Poor" for 7 items.

A. "Very Good" Performance (90% or above of targets)

<u>No.</u>	<u>Items</u>	<u>% Achievement</u>
15A02	Seedlings Planted (Public and Forest Lands)	214
01B01	Individual Swarozgaris Assisted - SGSY	188
15A01	Area Covered under Plantation (Public and Forest Lands)	143
01E02	SHGs provided income generating activities	127
18D01	Pumps sets energized	111
06A01	Houses constructed - IAY	108
12A01	ICDS Blocks Operational (Cum.)	101
12B01	Anganwadis Functional (Cum.)	97
05B02	Food Security: (Antodaya Anna Yojana)	94
05A01	Food security: (Targeted Public Distribution system)	91

B. "Good" Performance (80% to 90%)

18E02	Supply of Electricity	89
-------	-----------------------	----

C. Areas of concern-where the performance is below 80%

14A01	Urban Poor Families Assisted under Seven Point Charter	77
17A01	Road Constructed- PMGSY	72
10A01	SC Families Assisted	64
18B01	Villages Electrified - RGGVY	63
07A02	Slipped back habitations and habitations with water quality problems covered- ARWSP	29
07A01	Habitations covered (NC and PC) - ARWSP	25
06B01	Houses constructed - EWS/LIG	10

Table - A**Targets for 2008-2009 & April to August, 2008 and achievements during the period April to August, 2008****ALL INDIA PERFORMANCE**

Sl. No.	Item Code	Item Description	Units	Targets		Achievements	%
				2008-2009	April - August,2008	April - August,2008	Achievements of Targets during April - August,2008
1	01B01	Individual Swarozgaries Assisted - SGSY	Number	3,80,981	1,07,980	2,02,611	188
2	01E02	SHGs provided income generating activities	Number	1,38,168	39,124	49,568	127
3	05A02	Off take by States/UTs -TPDS	Tonnes	-	1,52,06,220	1,37,88,930	91
4	05B02	Off take by States/UTs - AAY	Tonnes	-	42,48,265	39,83,836	94
5	06A01	Houses constructed - IAY	Number	21,27,165	4,96,328	5,33,681	108
6	06B01	Houses constructed - EWS/LIG	Number	94,546	39,366	3,874	10
7	07A01	Habitations covered (NC and PC) - ARWSP	Number	16,775	3,906	977	25
8	07A02	Slipped back habitations and habitations with water quality problems covered- ARWSP	Number	2,03,091	47,382	13,836	29
9	10A01	SC Families Assisted	Number	47,74,200	19,89,200	12,74,732	64
10	12A01	ICDS Blocks Operational (Cum.)	Number	6,284	6,284	6,334	101
11	12B01	Anganwadis Functional (Cum.)	Number	10,52,638	10,52,638	10,19,487	97
12	14A01	Urban Poor Families Assisted under Seven Point Charter	Number	31,325	13,040	10,023	77
13	15A01	Area Covered under Plantation (Public and Forest Lands)	Hectares	17,71,420	7,38,035	10,54,326	143
14	15A02	Seedlings Planted (Public and Forest Lands)	Number	1,15,14,25,000	47,97,60,355	1,02,71,77,008	214
15	17A01	Road Constructed- PMGSY	Kilometer	64,440	25,747	18,545	72
16	18B01	Villages Electrified - RGGVY	Number	19,000	7,885	4,961	63
17	18D01	Pumps sets energized	Number	2,11,635	88,170	97,732	111
18	18E02	Electricity supplied	Million Units	-	3,15,975	2,82,156	89

Table - B

STATE-WISE PERFORMANCE DURING April to August, 2008 (PERCENT ACHIEVEMENT)

Item No.	Description	ALL							
		INDIA	AP	ARP	AS	BI	CHHA.	DELHI	GOA
01B01	Individual Swarozgaries Assisted - SGSY	188	220	0	2	3	85	NA	32
01E02	SHGs provided income generating activities	127	721	0	32	35	61	NA	113
05A01	Food security (Targeted Public Distribution system)	91	110	104	101	50	95	99	115
05B02	Food Security (Antodaya Anna Yojana)	94	103	98	101	77	100	92	102
06A01	Houses constructed - IAY	108	165	318	66	111	0	NA	154
06B01	Houses constructed - EWS/LIG	10	NA	0	NA	NA	64	1	0
07A01	Habitations covered (NC and PC) - ARWSP	25	NA	0	71	NA	NA	NA	NA
07A02	Slipped back habitations and habitations with water quality problems covered- ARWSP	29	47	63	30	1	0	NA	NA
10A01	SC Families Assisted	64	17	NA	0	3	2	13	55
12A01	ICDS Blocks Operational (Cum.)	101	100	100	127	100	97	100	100
12B01	Anganwadis Functional (Cum.)	97	95	100	84	99	84	100	100
14A01	Urban Poor Families Assisted under Seven Point Charter	77	NA	NA	0	NA	240	NA	NA
15A01	Area Covered under Plantation (Public and Forest Lands)	143	100	193	85	228	112	400	112
15A02	Seedlings Planted (Public and Forest Lands)	214	163	2	23	228	117	10,416	314
17A01	Road Constructed- PMGSY	72	105	302	15	170	86	NA	NA
18B01	Villages Electrified - RGGVY	63	NA	0	0	12	0	NA	NA
18D01	Pumps sets energized	111	NA	NA	NA	NA	197	NA	NA
18E02	Supply of Electricity	89	92	57	87	84	97	99	99

NA - Not Applicable

Table - B(Contd.)

STATE-WISE PERFORMANCE DURING April to August, 2008 (PERCENT ACHIEVEMENT)

Item No.	Description	ALL							
		INDIA	GUJ	HRY	HP	J&K	JHAR.	KAR	KER
01B01	Individual Swarozgaries Assisted - SGSY	188	341	70	379	165	143	291	50
01E02	SHGs provided income generating activities	127	72	78	70	7	160	60	40
05A01	Food security (Targeted Public Distribution system)	91	95	68	99	96	87	100	98
05B02	Food Security (Antodaya Anna Yojana)	94	106	96	110	108	99	102	101
06A01	Houses constructed - IAY	108	106	79	58	136	152	169	169
06B01	Houses constructed - EWS/LIG	10	127	0	NA	NA	NA	NA	63
07A01	Habitations covered (NC and PC) - ARWSP	25	NA	NA	NA	12	NA	0	13
07A02	Slipped back habitations and habitations with water quality problems covered- ARWSP	29	40	136	0	0	200	13	22
10A01	SC Families Assisted	64	99	48	76	118	226	30	155
12A01	ICDS Blocks Operational (Cum.)	101	100	100	100	101	100	100	100
12B01	Anganwadis Functional (Cum.)	97	99	101	100	70	101	100	100
14A01	Urban Poor Families Assisted under Seven Point Charter	77	120	NA	NA	NA	NA	NA	NA
15A01	Area Covered under Plantation (Public and Forest Lands)	143	184	277	138	9	44	150	55
15A02	Seedlings Planted (Public and Forest Lands)	214	971	408	1	12	253	172	98
17A01	Road Constructed- PMGSY	72	52	114	31	10	272	108	0
18B01	Villages Electrified - RGGVY	63	NA	NA	NA	0	60	0	NA
18D01	Pumps sets energized	111	107	71	NA	NA	NA	113	NA
18E02	Supply of Electricity	89	86	91	100	77	93	95	91

NA - Not Applicable

Table - B(Contd.)

STATE-WISE PERFORMANCE DURING April to August, 2008 (PERCENT ACHIEVEMENT)

Item No.	Description	ALL							
		INDIA	MP	MAH	MANI	MEGH	MIZ	NAGA	ORI
01B01	Individual Swarozgaries Assisted - SGSY	188	112	29	0	30	0	98	22
01E02	SHGs provided income generating activities	127	89	57	0	82	0	0	4
05A01	Food security (Targeted Public Distribution system)	91	45	89	91	104	87	117	95
05B02	Food Security (Antodaya Anna Yojana)	94	53	89	88	107	85	108	97
06A01	Houses constructed - IAY	108	165	73	0	16	0	375	49
06B01	Houses constructed - EWS/LIG	10	NA	NA	NA	NA	0	NA	443
07A01	Habitations covered (NC and PC) - ARWSP	25	NA	32	NA	0	NA	0	NA
07A02	Slipped back habitations and habitations with water quality problems covered- ARWSP	29	0	40	NA	43	0	0	43
10A01	SC Families Assisted	64	18	15	0	NA	NA	NA	38
12A01	ICDS Blocks Operational (Cum.)	101	100	98	100	100	100	100	100
12B01	Anganwadis Functional (Cum.)	97	99	93	100	133	100	100	100
14A01	Urban Poor Families Assisted under Seven Point Charter	77	NA	NA	NA	0	NA	NA	NA
15A01	Area Covered under Plantation (Public and Forest Lands)	143	144	343	0	92	0	2	271
15A02	Seedlings Planted (Public and Forest Lands)	214	137	346	0	80	0	3	187
17A01	Road Constructed- PMGSY	72	41	75	12	37	0	0	27
18B01	Villages Electrified - RGGVY	63	30	NA	0	350	0	NA	3
18D01	Pumps sets energized	111	62	NA	NA	NA	NA	NA	NA
18E02	Supply of Electricity	89	85	80	93	78	81	98	98

NA - Not Applicable

Table - B(Contd.)

STATE-WISE PERFORMANCE DURING April to August, 2008 (PERCENT ACHIEVEMENT)

Item No.	Description	ALL							
		INDIA	PUDU	PUN	RAJ	SIK	TN	TRI	UTTA.
01B01	Individual Swarozgaries Assisted - SGSY	188	0	76	63	617	531	0	316
01E02	SHGs provided income generating activities	127	120	53	26	92	43	2	93
05A01	Food security (Targeted Public Distribution system)	91	51	76	96	104	103	113	83
05B02	Food Security (Antodaya Anna Yojana)	94	32	57	97	112	113	112	91
06A01	Houses constructed - IAY	108	7	68	66	179	64	36	85
06B01	Houses constructed - EWS/LIG	10	4	NA	55	20	NA	64	NA
07A01	Habitations covered (NC and PC) - ARWSP	25	0	44	40	NA	NA	NA	9
07A02	Slipped back habitations and habitations with water quality problems covered- ARWSP	29	0	30	17	0	63	472	44
10A01	SC Families Assisted	64	50	21	75	100	76	22	64
12A01	ICDS Blocks Operational (Cum.)	101	100	100	100	100	100	104	100
12B01	Anganwadis Functional (Cum.)	97	100	100	100	100	100	100	94
14A01	Urban Poor Families Assisted under Seven Point Charter	77	NA	NA	NA	65	32	NA	NA
15A01	Area Covered under Plantation (Public and Forest Lands)	143	80	119	132	27	26	79	431
15A02	Seedlings Planted (Public and Forest Lands)	214	486	110	122	16	8	9	455
17A01	Road Constructed- PMGSY	72	NA	126	68	91	0	0	63
18B01	Villages Electrified - RGGVY	63	NA	NA	2,137	0	NA	0	36
18D01	Pumps sets energized	111	NA	158	95	NA	65	NA	211
18E02	Supply of Electricity	89	91	91	98	97	94	92	99

NA - Not Applicable

Table - B(Contd.)

STATE-WISE PERFORMANCE DURING April to August, 2008 (PERCENT ACHIEVEMENT)

Item No.	Description	ALL							
		INDIA	UP	WB	A&N	CHND.	D&N	D&D	LAKSH
01B01	Individual Swarozgaries Assisted - SGSY	188	501	148	367	NA	67	0	167
01E02	SHGs provided income generating activities	127	132	409	50	NA	0	0	25
05A01	Food security (Targeted Public Distribution system)	91	96	93	66	91	0	27	12
05B02	Food Security (Antodaya Anna Yojana)	94	100	89	87	60	0	20	0
06A01	Houses constructed - IAY	108	126	79	58	NA	17	12	0
06B01	Houses constructed - EWS/LIG	10	NA	NA	NA	NA	NA	NA	NA
07A01	Habitations covered (NC and PC) - ARWSP	25	NA	NA	0	NA	NA	NA	0
07A02	Slipped back habitations and habitations with water quality problems covered- ARWSP	29	40	5	0	NA	NA	NA	NA
10A01	SC Families Assisted	64	66	3	NA	121	NA	NA	NA
12A01	ICDS Blocks Operational (Cum.)	101	100	100	100	100	50	100	100
12B01	Anganwadis Functional (Cum.)	97	100	96	100	100	100	91	95
14A01	Urban Poor Families Assisted under Seven Point Charter	77	NA	NA	NA	NA	NA	NA	NA
15A01	Area Covered under Plantation (Public and Forest Lands)	143	271	41	98	420	179	90	0
15A02	Seedlings Planted (Public and Forest Lands)	214	390	95	123	307	353	299	19
17A01	Road Constructed- PMGSY	72	58	45	NA	NA	NA	NA	NA
18B01	Villages Electrified - RGGVY	63	24	27	NA	NA	NA	NA	NA
18D01	Pumps sets energized	111	NA	18	NA	NA	NA	NA	NA
18E02	Supply of Electricity	89	81	96	82	100	97	88	100

NA - Not Applicable

Table - C

Items in which the States/UTs performance is Very Good (90% and above),
Good (80% to 90%) and Poor (below 80%) during the period
April to August, 2008

1. ANDHRA PRADESH

Very Good

Individual Swarozgaries Assisted - SGSY, SHGs provided income generating activities, Off take by States/UTs -TPDS, Off take by States/UTs - AAY, Houses constructed - IAY, ICDS Blocks Operational (Cum.), Anganwadis Functional (Cum.), Area Covered under Plantation (Public and Forest Lands), Seedlings Planted (Public and Forest Lands), Road Constructed- PMGSY, Electricity supplied

Poor

Slipped back habitations and habitations with water quality problems covered- ARWSP, SC Families Assisted

2. ARUNACHAL PRADESH

Very Good

Off take by States/UTs -TPDS, Off take by States/UTs - AAY, Houses constructed - IAY, ICDS Blocks Operational (Cum.), Anganwadis Functional (Cum.), Area Covered under Plantation (Public and Forest Lands), Road Constructed- PMGSY

Poor

Individual Swarozgaries Assisted - SGSY, SHGs provided income generating activities, Houses constructed - EWS/LIG, Habitations covered (NC and PC) - ARWSP, Slipped back habitations and habitations with water quality problems covered- ARWSP, Seedlings Planted (Public and Forest Lands), Villages Electrified - RGGVY, Electricity supplied

3. ASSAM

Very Good

Off take by States/UTs -TPDS, Off take by States/UTs - AAY, ICDS Blocks Operational (Cum.)

Good

Anganwadis Functional (Cum.), Area Covered under Plantation (Public and Forest Lands), Electricity supplied

Poor

Individual Swarozgaries Assisted - SGSY, SHGs provided income generating activities, Houses constructed - IAY, Habitations covered (NC and PC) - ARWSP, Slipped back habitations and habitations with water quality problems covered- ARWSP, SC Families Assisted, Urban Poor Families Assisted under Seven Point Charter, Seedlings Planted (Public and Forest Lands), Road Constructed- PMGSY, Villages Electrified - RGGVY

4. BIHAR

Very Good

Houses constructed - IAY, ICDS Blocks Operational (Cum.), Anganwadis Functional (Cum.), Area Covered under Plantation (Public and Forest Lands), Seedlings Planted (Public and Forest Lands), Road Constructed- PMGSY

Good

Electricity supplied

Poor

Individual Swarozgaries Assisted - SGSY, SHGs provided income generating activities, Off take by States/UTs -TPDS, Off take by States/UTs - AAY, Slipped back habitations and habitations with water quality problems covered- ARWSP, SC Families Assisted, Villages Electrified - RGGVY

Table - C (Contd.)

5. CHHATISGARH

Very Good

Off take by States/UTs -TPDS, Off take by States/UTs - AAY, ICDS Blocks Operational (Cum.), Urban Poor Families Assisted under Seven Point Charter, Area Covered under Plantation (Public and Forest Lands), Seedlings Planted (Public and Forest Lands), Pumps sets energized, Electricity supplied

Good

Individual Swarozgaries Assisted - SGSY, Anganwadis Functional (Cum.), Road Constructed- PMGSY

Poor

SHGs provided income generating activities, Houses constructed - IAY, Houses constructed - EWS/LIG, Slipped back habitations and habitations with water quality problems covered- ARWSP, SC Families Assisted, Villages Electrified - RGGVY

6. DELHI

Very Good

Off take by States/UTs -TPDS, Off take by States/UTs - AAY, ICDS Blocks Operational (Cum.), Anganwadis Functional (Cum.), Area Covered under Plantation (Public and Forest Lands), Seedlings Planted (Public and Forest Lands), Electricity supplied

Poor

Houses constructed - EWS/LIG, SC Families Assisted

7. GOA

Very Good

SHGs provided income generating activities, Off take by States/UTs -TPDS, Off take by States/UTs - AAY, Houses constructed - IAY, ICDS Blocks Operational (Cum.), Anganwadis Functional (Cum.), Area Covered under Plantation (Public and Forest Lands), Seedlings Planted (Public and Forest Lands), Electricity supplied

Poor

Individual Swarozgaries Assisted - SGSY, Houses constructed - EWS/LIG, SC Families Assisted

8. GUJARAT

Very Good

Individual Swarozgaries Assisted - SGSY, Off take by States/UTs -TPDS, Off take by States/UTs - AAY, Houses constructed - IAY, Houses constructed - EWS/LIG, SC Families Assisted, ICDS Blocks Operational (Cum.), Anganwadis Functional (Cum.), Urban Poor Families Assisted under Seven Point Charter, Area Covered under Plantation (Public and Forest Lands), Seedlings Planted (Public and Forest Lands), Pumps sets energized

Good

Electricity supplied

Poor

SHGs provided income generating activities, Slipped back habitations and habitations with water quality problems covered- ARWSP, Road Constructed- PMGSY

Table - C (Contd.)

9. HARYANA

Very Good

Off take by States/UTs - AAY, Slipped back habitations and habitations with water quality problems covered- ARWSP, ICDS Blocks Operational (Cum.), Anganwadis Functional (Cum.), Area Covered under Plantation (Public and Forest Lands), Seedlings Planted (Public and Forest Lands), Road Constructed- PMGSY, Electricity supplied

Poor

Individual Swarozgaries Assisted - SGSY, SHGs provided income generating activities, Off take by States/UTs -TPDS, Houses constructed - IAY, Houses constructed - EWS/LIG, SC Families Assisted, Pumps sets energized

10. HIMACHAL PRADESH

Very Good

Individual Swarozgaries Assisted - SGSY, Off take by States/UTs -TPDS, Off take by States/UTs - AAY, ICDS Blocks Operational (Cum.), Anganwadis Functional (Cum.), Area Covered under Plantation (Public and Forest Lands), Electricity supplied

Poor

SHGs provided income generating activities, Houses constructed - IAY, Slipped back habitations and habitations with water quality problems covered- ARWSP, SC Families Assisted, Seedlings Planted (Public and Forest Lands), Road Constructed- PMGSY

11. JAMMU AND KASHMIR

Very Good

Individual Swarozgaries Assisted - SGSY, Off take by States/UTs -TPDS, Off take by States/UTs - AAY, Houses constructed - IAY, SC Families Assisted, ICDS Blocks Operational (Cum.)

Poor

SHGs provided income generating activities, Habitations covered (NC and PC) - ARWSP, Slipped back habitations and habitations with water quality problems covered- ARWSP, Anganwadis Functional (Cum.), Area Covered under Plantation (Public and Forest Lands), Seedlings Planted (Public and Forest Lands), Road Constructed- PMGSY, Villages Electrified - RGGVY, Electricity supplied

12. JHARKHAND

Very Good

Individual Swarozgaries Assisted - SGSY, SHGs provided income generating activities, Off take by States/UTs - AAY, Houses constructed - IAY, Slipped back habitations and habitations with water quality problems covered- ARWSP, SC Families Assisted, ICDS Blocks Operational (Cum.), Anganwadis Functional (Cum.), Seedlings Planted (Public and Forest Lands), Road Constructed- PMGSY, Electricity supplied

Good

Off take by States/UTs -TPDS

Poor

Area Covered under Plantation (Public and Forest Lands), Villages Electrified - RGGVY

Table - C (Contd.)

13. KARNATAKA

Very Good

Individual Swarozgaries Assisted - SGSY, Off take by States/UTs -TPDS, Off take by States/UTs - AAY, Houses constructed - IAY, ICDS Blocks Operational (Cum.), Anganwadis Functional (Cum.), Area Covered under Plantation (Public and Forest Lands), Seedlings Planted (Public and Forest Lands), Road Constructed- PMGSY, Pumps sets energized, Electricity supplied

Poor

SHGs provided income generating activities, Habitations covered (NC and PC) - ARWSP, Slipped back habitations and habitations with water quality problems covered- ARWSP, SC Families Assisted, Villages Electrified - RGGVY

14. KERALA

Very Good

Off take by States/UTs -TPDS, Off take by States/UTs - AAY, Houses constructed - IAY, SC Families Assisted, ICDS Blocks Operational (Cum.), Anganwadis Functional (Cum.), Seedlings Planted (Public and Forest Lands), Electricity supplied

Poor

Individual Swarozgaries Assisted - SGSY, SHGs provided income generating activities, Houses constructed - EWS/LIG, Habitations covered (NC and PC) - ARWSP, Slipped back habitations and habitations with water quality problems covered- ARWSP, Area Covered under Plantation (Public and Forest Lands), Road Constructed- PMGSY

15. MADHYA PRADESH

Very Good

Individual Swarozgaries Assisted - SGSY, Houses constructed - IAY, ICDS Blocks Operational (Cum.), Anganwadis Functional (Cum.), Area Covered under Plantation (Public and Forest Lands), Seedlings Planted (Public and Forest Lands)

Good

SHGs provided income generating activities, Electricity supplied

Poor

Off take by States/UTs -TPDS, Off take by States/UTs - AAY, Slipped back habitations and habitations with water quality problems covered- ARWSP, SC Families Assisted, Road Constructed- PMGSY, Villages Electrified - RGGVY, Pumps sets energized

16. MAHARASHTRA

Very Good

ICDS Blocks Operational (Cum.), Anganwadis Functional (Cum.), Area Covered under Plantation (Public and Forest Lands), Seedlings Planted (Public and Forest Lands)

Good

Off take by States/UTs -TPDS, Off take by States/UTs - AAY, Electricity supplied

Poor

Individual Swarozgaries Assisted - SGSY, SHGs provided income generating activities, Houses constructed - IAY, Habitations covered (NC and PC) - ARWSP, Slipped back habitations and habitations with water quality problems covered- ARWSP, SC Families Assisted, Road Constructed- PMGSY

Table - C (Contd.)

17. MANIPUR

Very Good

Off take by States/UTs -TPDS, ICDS Blocks Operational (Cum.), Anganwadis Functional (Cum.), Electricity supplied

Good

Off take by States/UTs - AAY

Poor

Individual Swarozgaries Assisted - SGSY, SHGs provided income generating activities, Houses constructed - IAY, SC Families Assisted, Area Covered under Plantation (Public and Forest Lands), Seedlings Planted (Public and Forest Lands), Road Constructed- PMGSY, Villages Electrified - RGGVY

18. MEGHALAYA

Very Good

Off take by States/UTs -TPDS, Off take by States/UTs - AAY, ICDS Blocks Operational (Cum.), Anganwadis Functional (Cum.), Area Covered under Plantation (Public and Forest Lands), Villages Electrified - RGGVY

Good

SHGs provided income generating activities, Seedlings Planted (Public and Forest Lands)

Poor

Individual Swarozgaries Assisted - SGSY, Houses constructed - IAY, Habitations covered (NC and PC) - ARWSP, Slipped back habitations and habitations with water quality problems covered- ARWSP, Urban Poor Families Assisted under Seven Point Charter, Road Constructed- PMGSY, Electricity supplied

19. MIZORAM

Very Good

ICDS Blocks Operational (Cum.), Anganwadis Functional (Cum.)

Good

Off take by States/UTs -TPDS, Off take by States/UTs - AAY, Electricity supplied

Poor

Individual Swarozgaries Assisted - SGSY, SHGs provided income generating activities, Houses constructed - IAY, Houses constructed - EWS/LIG, Slipped back habitations and habitations with water quality problems covered- ARWSP, Area Covered under Plantation (Public and Forest Lands), Seedlings Planted (Public and Forest Lands), Road Constructed- PMGSY, Villages Electrified - RGGVY

20. NAGALAND

Very Good

Individual Swarozgaries Assisted - SGSY, Off take by States/UTs -TPDS, Off take by States/UTs - AAY, Houses constructed - IAY, ICDS Blocks Operational (Cum.), Anganwadis Functional (Cum.), Electricity supplied

Poor

SHGs provided income generating activities, Habitations covered (NC and PC) - ARWSP, Slipped back habitations and habitations with water quality problems covered- ARWSP, Area Covered under Plantation (Public and Forest Lands), Seedlings Planted (Public and Forest Lands), Road Constructed- PMGSY

Table - C (Contd.)

21. ORISSA

Very Good

Off take by States/UTs -TPDS, Off take by States/UTs - AAY, Houses constructed - EWS/LIG, ICDS Blocks Operational (Cum.), Anganwadis Functional (Cum.), Area Covered under Plantation (Public and Forest Lands), Seedlings Planted (Public and Forest Lands), Electricity supplied

Poor

Individual Swarozgaries Assisted - SGSY, SHGs provided income generating activities, Houses constructed - IAY, Slipped back habitations and habitations with water quality problems covered- ARWSP, SC Families Assisted, Road Constructed- PMGSY, Villages Electrified - RGGVY

22. PUDUCHERRY

Very Good

SHGs provided income generating activities, ICDS Blocks Operational (Cum.), Anganwadis Functional (Cum.), Seedlings Planted (Public and Forest Lands), Electricity supplied

Good

Area Covered under Plantation (Public and Forest Lands)

Poor

Individual Swarozgaries Assisted - SGSY, Off take by States/UTs -TPDS, Off take by States/UTs - AAY, Houses constructed - IAY, Houses constructed - EWS/LIG, Habitations covered (NC and PC) - ARWSP, Slipped back habitations and habitations with water quality problems covered- ARWSP, SC Families Assisted

23. PUNJAB

Very Good

ICDS Blocks Operational (Cum.), Anganwadis Functional (Cum.), Area Covered under Plantation (Public and Forest Lands), Seedlings Planted (Public and Forest Lands), Road Constructed- PMGSY, Pumps sets energized, Electricity supplied

Poor

Individual Swarozgaries Assisted - SGSY, SHGs provided income generating activities, Off take by States/UTs -TPDS, Off take by States/UTs - AAY, Houses constructed - IAY, Habitations covered (NC and PC) - ARWSP, Slipped back habitations and habitations with water quality problems covered- ARWSP, SC Families Assisted

24. RAJASTHAN

Very Good

Off take by States/UTs -TPDS, Off take by States/UTs - AAY, ICDS Blocks Operational (Cum.), Anganwadis Functional (Cum.), Area Covered under Plantation (Public and Forest Lands), Seedlings Planted (Public and Forest Lands), Villages Electrified - RGGVY, Pumps sets energized, Electricity supplied

Poor

Individual Swarozgaries Assisted - SGSY, SHGs provided income generating activities, Houses constructed - IAY, Houses constructed - EWS/LIG, Habitations covered (NC and PC) - ARWSP, Slipped back habitations and habitations with water quality problems covered- ARWSP, SC Families Assisted, Road Constructed- PMGSY

Table - C (Contd.)

25. SIKKIM

Very Good

Individual Swarozgaries Assisted - SGSY, SHGs provided income generating activities, Off take by States/UTs -TPDS, Off take by States/UTs - AAY, Houses constructed - IAY, SC Families Assisted, ICDS Blocks Operational (Cum.), Anganwadis Functional (Cum.), Road Constructed- PMGSY, Electricity supplied

Poor

Houses constructed - EWS/LIG, Slipped back habitations and habitations with water quality problems covered- ARWSP, Urban Poor Families Assisted under Seven Point Charter, Area Covered under Plantation (Public and Forest Lands), Seedlings Planted (Public and Forest Lands), Villages Electrified - RGGVY

26. TAMIL NADU

Very Good

Individual Swarozgaries Assisted - SGSY, Off take by States/UTs -TPDS, Off take by States/UTs - AAY, ICDS Blocks Operational (Cum.), Anganwadis Functional (Cum.), Electricity supplied

Poor

SHGs provided income generating activities, Houses constructed - IAY, Slipped back habitations and habitations with water quality problems covered- ARWSP, SC Families Assisted, Urban Poor Families Assisted under Seven Point Charter, Area Covered under Plantation (Public and Forest Lands), Seedlings Planted (Public and Forest Lands), Road Constructed- PMGSY, Pumps sets energized

27. TRIPURA

Very Good

Off take by States/UTs -TPDS, Off take by States/UTs - AAY, Slipped back habitations and habitations with water quality problems covered- ARWSP, ICDS Blocks Operational (Cum.), Anganwadis Functional (Cum.), Electricity supplied

Poor

Individual Swarozgaries Assisted - SGSY, SHGs provided income generating activities, Houses constructed - IAY, Houses constructed - EWS/LIG, SC Families Assisted, Area Covered under Plantation (Public and Forest Lands), Seedlings Planted (Public and Forest Lands), Road Constructed- PMGSY, Villages Electrified - RGGVY

28. UTTARAKHAND

Very Good

Individual Swarozgaries Assisted - SGSY, SHGs provided income generating activities, Off take by States/UTs - AAY, ICDS Blocks Operational (Cum.), Anganwadis Functional (Cum.), Area Covered under Plantation (Public and Forest Lands), Seedlings Planted (Public and Forest Lands), Pumps sets energized, Electricity supplied

Good

Off take by States/UTs -TPDS, Houses constructed - IAY

Poor

Habitations covered (NC and PC) - ARWSP, Slipped back habitations and habitations with water quality problems covered- ARWSP, SC Families Assisted, Road Constructed- PMGSY, Villages Electrified - RGGVY

Table - C (Contd.)

29. UTTAR PRADESH

Very Good

Individual Swarozgaries Assisted - SGSY, SHGs provided income generating activities, Off take by States/UTs -TPDS, Off take by States/UTs - AAY, Houses constructed - IAY, ICDS Blocks Operational (Cum.), Anganwadis Functional (Cum.), Area Covered under Plantation (Public and Forest Lands), Seedlings Planted (Public and Forest Lands)

Good

Electricity supplied

Poor

Slipped back habitations and habitations with water quality problems covered- ARWSP, SC Families Assisted, Road Constructed- PMGSY, Villages Electrified - RGGVY

30. WEST BENGAL

Very Good

Individual Swarozgaries Assisted - SGSY, SHGs provided income generating activities, Off take by States/UTs -TPDS, ICDS Blocks Operational (Cum.), Anganwadis Functional (Cum.), Seedlings Planted (Public and Forest Lands), Electricity supplied

Good

Off take by States/UTs - AAY

Poor

Houses constructed - IAY, Slipped back habitations and habitations with water quality problems covered- ARWSP, SC Families Assisted, Area Covered under Plantation (Public and Forest Lands), Road Constructed- PMGSY, Villages Electrified - RGGVY, Pumps sets energized

31. ANDAMAN AND NICOBAR ISLANDS

Very Good

Individual Swarozgaries Assisted - SGSY, ICDS Blocks Operational (Cum.), Anganwadis Functional (Cum.), Area Covered under Plantation (Public and Forest Lands), Seedlings Planted (Public and Forest Lands)

Good

Off take by States/UTs - AAY, Electricity supplied

Poor

SHGs provided income generating activities, Off take by States/UTs -TPDS, Houses constructed - IAY, Habitations covered (NC and PC) - ARWSP, Slipped back habitations and habitations with water quality problems covered- ARWSP

32. CHANDIGARH

Very Good

Off take by States/UTs -TPDS, SC Families Assisted, ICDS Blocks Operational (Cum.), Anganwadis Functional (Cum.), Area Covered under Plantation (Public and Forest Lands), Seedlings Planted (Public and Forest Lands), Electricity supplied

Poor

Off take by States/UTs - AAY

Table - C (Contd.)

33. DADRA AND NAGAR HAVELI

Very Good

Anganwadis Functional (Cum.), Area Covered under Plantation (Public and Forest Lands), Seedlings Planted (Public and Forest Lands), Electricity supplied

Poor

Individual Swarozgaries Assisted - SGSY, SHGs provided income generating activities, Off take by States/UTs -TPDS, Off take by States/UTs - AAY, Houses constructed - IAY, ICDS Blocks Operational (Cum.)

34. DAMAN AND DIU

Very Good

ICDS Blocks Operational (Cum.), Anganwadis Functional (Cum.), Area Covered under Plantation (Public and Forest Lands), Seedlings Planted (Public and Forest Lands)

Good

Electricity supplied

Poor

Individual Swarozgaries Assisted - SGSY, SHGs provided income generating activities, Off take by States/UTs -TPDS, Off take by States/UTs - AAY, Houses constructed - IAY

35. LAKSHADWEEP

Very Good

Individual Swarozgaries Assisted - SGSY, ICDS Blocks Operational (Cum.), Anganwadis Functional (Cum.), Electricity supplied

Poor

SHGs provided income generating activities, Off take by States/UTs -TPDS, Off take by States/UTs - AAY, Houses constructed - IAY, Habitations covered (NC and PC) - ARWSP, Area Covered under Plantation (Public and Forest Lands), Seedlings Planted (Public and Forest Lands)

Ranking of States: April- August, 2008

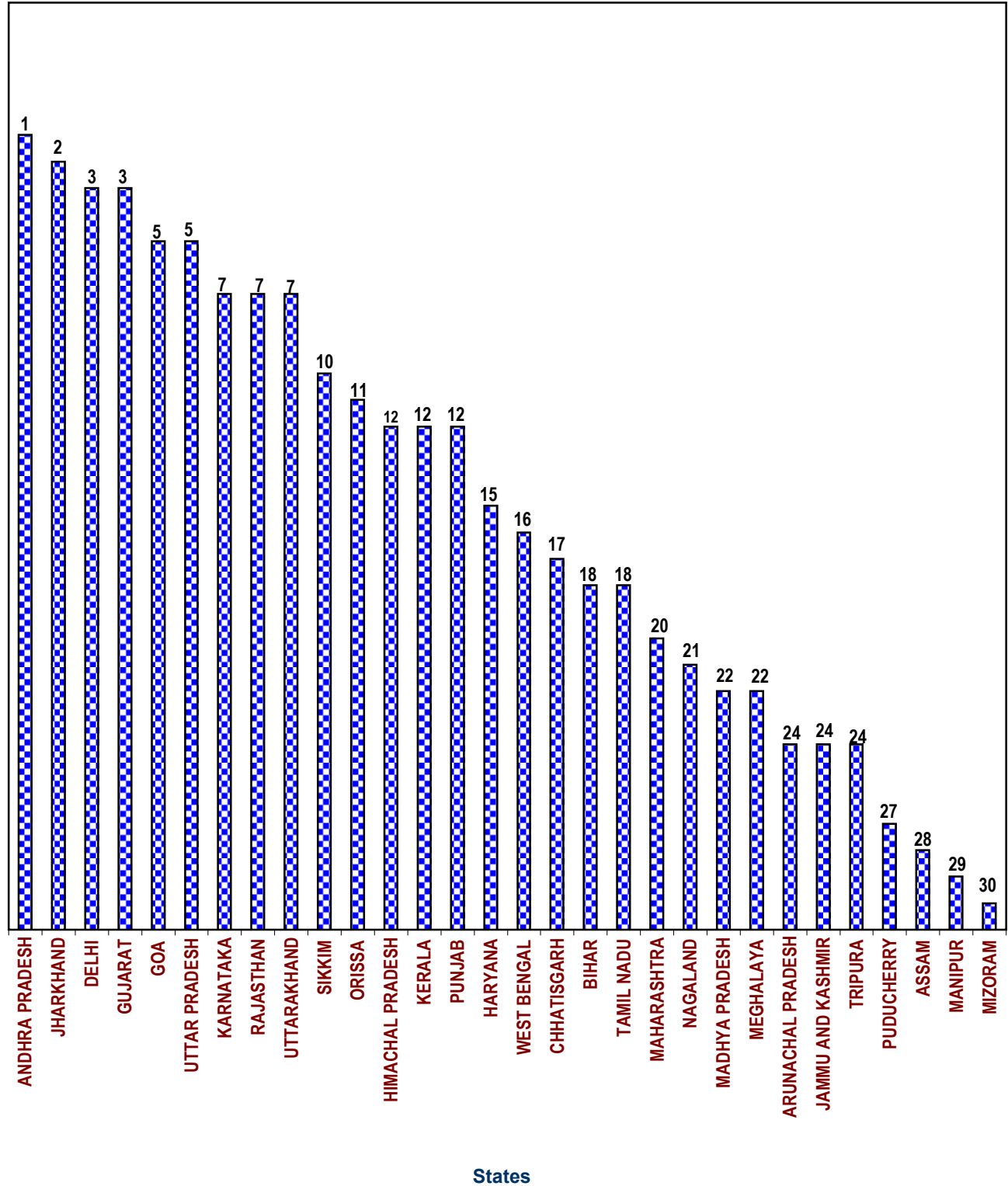


Table - D**SCORE CARD AND RANKING OF STATES ACCORDING TO THEIR PERFORMANCE
During the period April to August, 2008**

States	No. of Items/ Parameters	Max Score	Parameters in category				Total Marks	% Ach.	RANK
			A	B	C	D			
ANDHRA PRADESH	13	39	11	1	1	0	36	92	1
JHARKHAND	14	42	11	0	3	0	36	86	2
DELHI	9	27	7	0	2	0	23	85	3
GUJARAT	16	48	12	1	3	0	41	85	3
GOA	12	36	9	0	2	1	29	81	5
UTTAR PRADESH	14	42	9	2	3	0	34	81	5
KARNATAKA	16	48	11	0	3	2	36	75	7
RAJASTHAN	17	51	9	3	5	0	38	75	7
UTTARAKHAND	16	48	9	2	5	0	36	75	7
SIKKIM	16	48	10	1	3	2	35	73	10
ORISSA	15	45	8	1	6	0	32	71	11
HIMACHAL PRADESH	13	39	7	1	4	1	27	69	12
KERALA	15	45	8	1	5	1	31	69	12
PUNJAB	15	45	7	2	6	0	31	69	12
HARYANA	15	45	8	0	6	1	30	67	15
WEST BENGAL	15	45	7	0	8	0	29	64	16
CHHATISGARH	17	51	8	2	4	3	32	63	17
BIHAR	14	42	6	0	8	0	26	62	18
TAMIL NADU	15	45	6	2	6	1	28	62	18
MAHARASHTRA	14	42	4	3	7	0	25	60	20
NAGALAND	13	39	7	0	2	4	23	59	21
MADHYA PRADESH	15	45	6	0	8	1	26	58	22
MEGHALAYA	15	45	6	1	6	2	26	58	22
ARUNACHAL PRADESH	15	45	7	1	2	5	25	56	24
JAMMU AND KASHMIR	15	45	6	0	7	2	25	56	24
TRIPURA	15	45	6	1	5	3	25	56	24
PUDUCHERRY	14	42	5	0	6	3	21	50	27
ASSAM	16	48	3	2	8	3	21	44	28
MANIPUR	13	39	4	0	2	7	14	36	29
MIZORAM	14	42	2	0	3	9	9	21	30

NORMS FOR RANKING

The criteria for performance assessment of States is as follows:

	<u>Marks</u>
Category "A" Where the Achievement is 90% or above of the target	3
Category "B" Where the Achievement is above National Average	2
Category "C" Where the Achievement is below National Average	1
Category "D" Where their is NIL Performance	0

Note: For ranking of the states, the All-India Percent achievement is taken as the National Average.

PART - II

TWENTY POINT PROGRAMME - 2006

ITEM-WISE PERFORMANCE TABLES

Table - 1

Employment generation under the NREG Scheme

Sl. No.	State/UT Name	No. of job cards issued (Number)	Employment generated (Number)	Wages given (Rupees)
		April,2008-August,2008	April,2008-August,2008	April,2008-August,2008
(1)	(2)	(3)	(4)	(5)
1	ANDHRA PRADESH	27,42,622	12,86,92,457	11,08,93,44,974
2	ARUNACHAL PRADESH	0	0	0
3	ASSAM	16,23,559	1,34,50,000	2,82,01,51,000
4	BIHAR	88,53,042	4,79,61,000	5,56,15,17,000
5	CHHATISGARH	32,55,768	8,55,95,000	4,98,84,40,000
6	DELHI	0	0	0
7	GOA	0	0	0
8	GUJARAT	17,35,337	82,05,000	41,58,59,000
9	HARYANA	2,76,299	17,72,000	22,02,76,000
10	HIMACHAL PRADESH	6,89,599	57,17,000	55,34,32,000
11	JAMMU AND KASHMIR	3,07,834	15,27,755	14,02,86,000
12	JHARKHAND	7,95,352	4,47,86,229	5,72,69,85,790
13	KARNATAKA	25,85,267	81,00,000	59,94,00,000
14	KERALA	9,74,652	29,95,096	40,06,72,000
15	MADHYA PRADESH	1,12,85,566	14,44,94,000	10,97,76,20,000
16	MAHARASHTRA	8,97,968	1,44,72,000	1,68,59,59,000
17	MANIPUR	1,02,718	9,87,000	3,98,12,000
18	MEGHALAYA	1,89,450	24,85,000	22,75,07,000
19	MIZORAM	0	0	0
20	NAGALAND	1,92,000	10,13,000	9,30,95,000
21	ORISSA	6,70,179	1,52,91,000	1,33,65,75,000
22	PUDUCHERRY	70,989	1,62,000	1,28,44,000
23	PUNJAB	2,70,067	4,62,000	5,18,45,000
24	RAJASTHAN	78,13,412	25,52,89,000	21,59,07,87,000
25	SIKKIM	49,224	6,08,981	13,78,63,000
26	TAMIL NADU	80,44,057	5,90,10,000	4,52,14,80,100
27	TRIPURA	5,59,000	1,12,14,000	1,18,28,00,000
28	UTTARAKHAND	3,75,139	26,10,590	19,20,64,000
29	UTTAR PRADESH	43,81,903	6,39,49,418	6,40,08,80,820
30	WEST BENGAL	2,16,555	3,21,56,000	2,49,07,23,000
31	ANDAMAN AND NICOBAR ISLANDS	1,174	0	0
32	CHANDIGARH	0	0	0
33	DADRA AND NAGAR HAVELI	0	0	0
34	DAMAN AND DIU	0	0	0
35	LAKSHADWEEP	1,828	0	0
Grand Total		5,89,60,560	95,30,05,526	83,45,82,18,684

Swaranjayanti Gram Swarojgar Yojana

Individual Swarozgaries Assisted

% Achievement of Target
During April- August, 2008

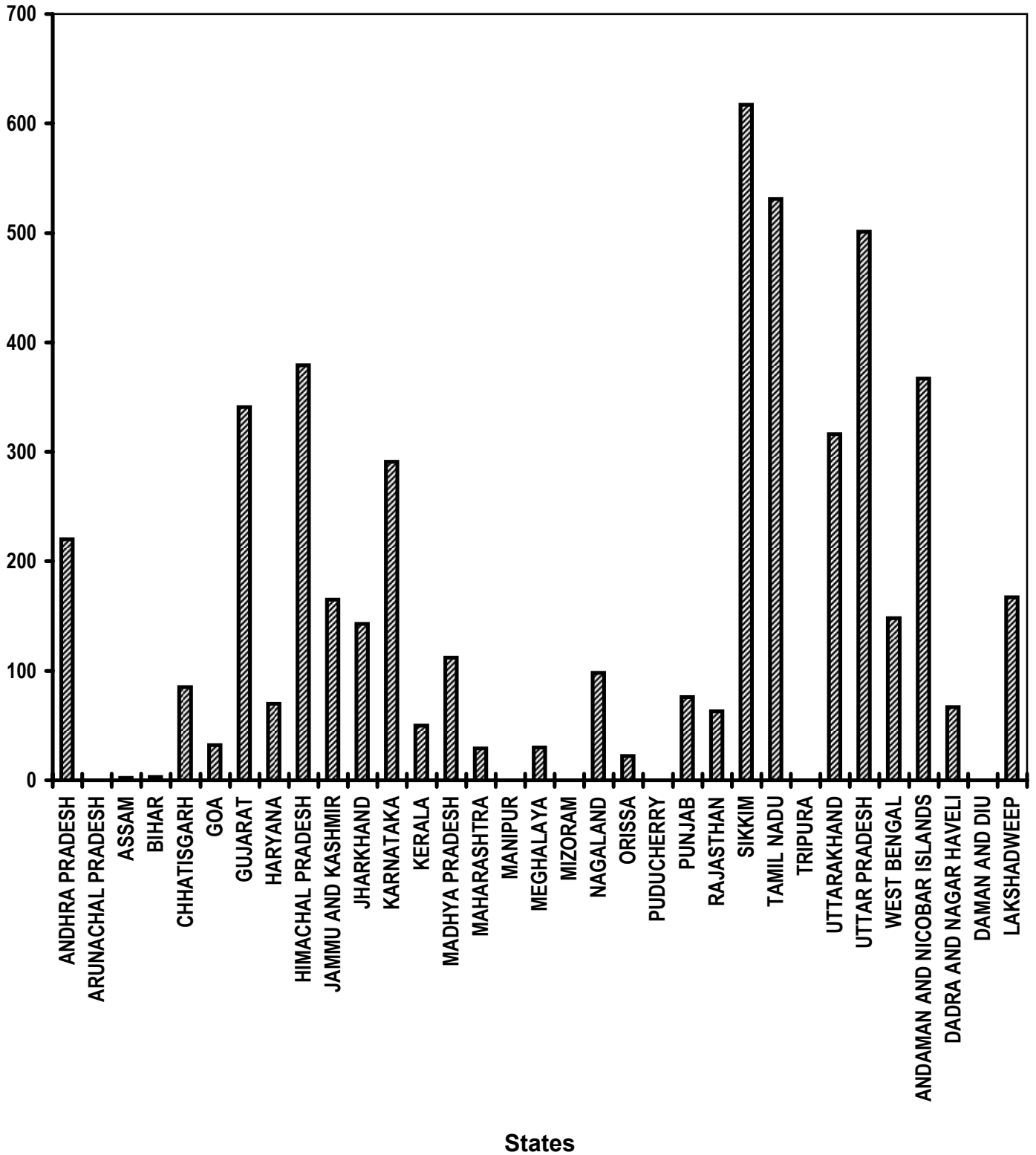


Table - 2

**Swaranjayanti Gram Swarojgar Yojana
Individual Swarozgaries Assisted
(Unit: Number)**

Sl. No.	State/UT Name	Target		Achievement	Percent
		2008-2009	April,2008- August,2008	April,2008- August,2008	Achievement April,2008- August,2008
(1)	(2)	(3)	(4)	(5)	(5)/(4)
1	ANDHRA PRADESH	20,231	5,732	12,638	220
2	ARUNACHAL PRADESH	1,055	298	0	0
3	ASSAM	27,423	7,769	161	2
4	BIHAR	48,127	13,635	366	3
5	CHHATISGARH	10,688	3,027	2,580	85
6	GOA	238	68	22	32
7	GUJARAT	7,615	2,156	7,358	341
8	HARYANA	4,480	1,268	882	70
9	HIMACHAL PRADESH	1,886	533	2,020	379
10	JAMMU AND KASHMIR	2,335	660	1,087	165
11	JHARKHAND	18,146	5,140	7,329	143
12	KARNATAKA	15,277	4,328	12,593	291
13	KERALA	6,854	1,942	965	50
14	MADHYA PRADESH	22,905	6,490	7,253	112
15	MAHARASHTRA	30,200	8,556	2,508	29
16	MANIPUR	1,839	520	0	0
17	MEGHALAYA	2,060	583	172	30
18	MIZORAM	477	195	0	0
19	NAGALAND	1,414	400	393	98
20	ORISSA	23,138	6,555	1,418	22
21	PUDUCHERRY	286	81	0	0
22	PUNJAB	2,177	617	470	76
23	RAJASTHAN	11,600	3,286	2,067	63
24	SIKKIM	528	149	919	617
25	TAMIL NADU	17,889	5,067	26,898	531
26	TRIPURA	3,320	940	0	0
27	UTTARAKHAND	3,648	1,033	3,269	316
28	UTTAR PRADESH	69,286	19,631	98,393	501
29	WEST BENGAL	25,715	7,285	10,796	148
30	ANDAMAN AND NICOBAR ISLANDS	36	9	33	367
31	DADRA AND NAGAR HAVELI	36	9	6	67
32	DAMAN AND DIU	36	9	0	0
33	LAKSHADWEEP	36	9	15	167
Grand Total		3,80,981	1,07,980	2,02,611	188

Very Good:(90% or above of targets)

ANDHRA PRADESH, GUJARAT, HIMACHAL PRADESH, JAMMU AND KASHMIR, JHARKHAND, KARNATAKA, MADHYA PRADESH, NAGALAND, SIKKIM, TAMIL NADU, UTTARAKHAND, UTTAR PRADESH, WEST BENGAL, ANDAMAN AND NICOBAR ISLANDS, LAKSHADWEEP

Good:(Between 80% to 90% targets)

CHHATISGARH

Poor:(Below 80% of targets)

ARUNACHAL PRADESH, ASSAM, BIHAR, GOA, HARYANA, KERALA, MAHARASHTRA, MANIPUR, MEGHALAYA, MIZORAM, ORISSA, PUDUCHERRY, PUNJAB, RAJASTHAN, TRIPURA, DADRA AND NAGAR HAVELI, DAMAN AND DIU

Table - 3(A)

**Self Help Groups (SHG)
(Unit: Number)**

Sl. No.	State/UT Name	Formed under SGSY (Number) April,2008- August,2008
(1)	(2)	(3)
1	ANDHRA PRADESH	18,307
2	ARUNACHAL PRADESH	0
3	ASSAM	4,783
4	BIHAR	4,665
5	CHHATISGARH	2,012
6	DELHI	0
7	GOA	35
8	GUJARAT	2,374
9	HARYANA	962
10	HIMACHAL PRADESH	314
11	JAMMU AND KASHMIR	244
12	JHARKHAND	5,606
13	KARNATAKA	2,841
14	KERALA	383
15	MADHYA PRADESH	5,826
16	MAHARASHTRA	11,756
17	MANIPUR	0
18	MEGHALAYA	346
19	MIZORAM	0
20	NAGALAND	0
21	ORISSA	3,394
22	PUDUCHERRY	92
23	PUNJAB	321
24	RAJASTHAN	9,397
25	SIKKIM	165
26	TAMIL NADU	3,368
27	TRIPURA	1,908
28	UTTARAKHAND	83
29	UTTAR PRADESH	12,657
30	WEST BENGAL	9,183
31	ANDAMAN AND NICOBAR ISLANDS	11
32	CHANDIGARH	0
33	DADRA AND NAGAR HAVELI	0
34	DAMAN AND DIU	0
35	LAKSHADWEEP	0
Grand Total		1,01,033

Self Help Groups (SHG)

To whom income generating activities provided

% Achievement of Target

During April- August, 2008

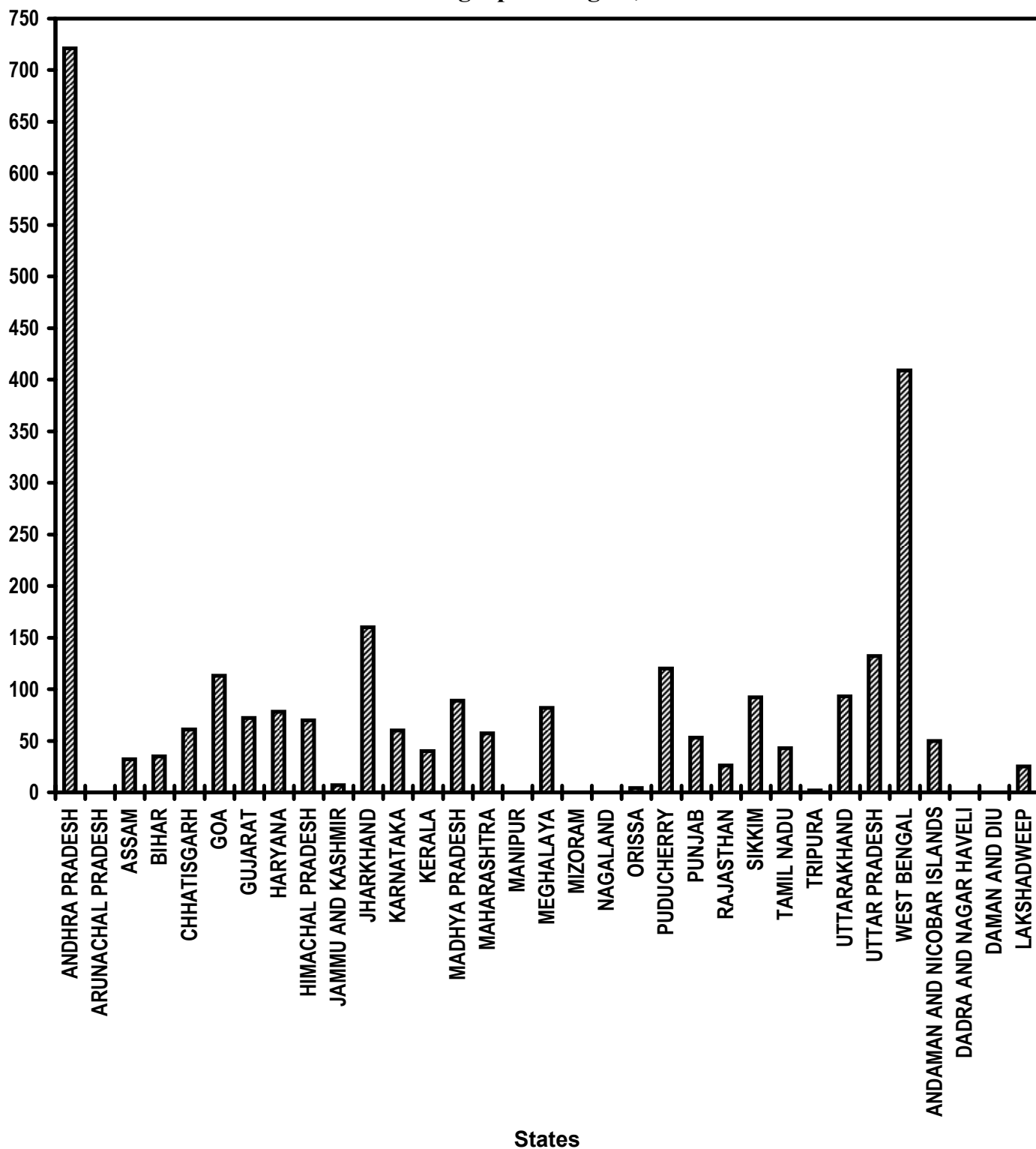


Table - 3(B)

Self Help Groups (SHG)
To whom income generating activities provided
(Unit: Number)

Sl. No.	State/UT Name	Target		Achievement	Percent
		2008-2009	April,2008- August,2008	April,2008- August,2008	Achievement April,2008- August,2008
(1)	(2)	(3)	(4)	(5)	(5)/(4)
1	ANDHRA PRADESH	7,337	2,079	14,981	721
2	ARUNACHAL PRADESH	383	107	0	0
3	ASSAM	9,946	2,818	913	32
4	BIHAR	17,454	4,944	1,706	35
5	CHHATISGARH	3,876	1,097	668	61
6	GOA	86	23	26	113
7	GUJARAT	2,762	782	563	72
8	HARYANA	1,625	460	358	78
9	HIMACHAL PRADESH	684	193	136	70
10	JAMMU AND KASHMIR	846	239	17	7
11	JHARKHAND	6,580	1,863	2,980	160
12	KARNATAKA	5,540	1,569	949	60
13	KERALA	2,486	703	278	40
14	MADHYA PRADESH	8,306	2,352	2,087	89
15	MAHARASHTRA	10,954	3,103	1,775	57
16	MANIPUR	666	188	0	0
17	MEGHALAYA	746	210	172	82
18	MIZORAM	173	48	0	0
19	NAGALAND	512	145	0	0
20	ORISSA	8,391	2,377	96	4
21	PUDUCHERRY	104	30	36	120
22	PUNJAB	789	222	118	53
23	RAJASTHAN	4,206	1,191	312	26
24	SIKKIM	191	53	49	92
25	TAMIL NADU	6,488	1,837	799	43
26	TRIPURA	1,204	341	8	2
27	UTTARAKHAND	1,323	374	347	93
28	UTTAR PRADESH	25,128	7,119	9,398	132
29	WEST BENGAL	9,326	2,641	10,793	409
30	ANDAMAN AND NICOBAR ISLANDS	14	4	2	50
31	DADRA AND NAGAR HAVELI	14	4	0	0
32	DAMAN AND DIU	14	4	0	0
33	LAKSHADWEEP	14	4	1	25
Grand Total		1,38,168	39,124	49,568	127

Very Good:(90% or above of targets)

ANDHRA PRADESH, GOA, JHARKHAND, PUDUCHERRY, SIKKIM, UTTARAKHAND, UTTAR PRADESH, WEST BENGAL

Good:(Between 80% to 90% targets)

MADHYA PRADESH, MEGHALAYA

Poor:(Below 80% of targets)

ARUNACHAL PRADESH, ASSAM, BIHAR, CHHATISGARH, GUJARAT, HARYANA, HIMACHAL PRADESH, JAMMU AND KASHMIR, KARNATAKA, KERALA, MAHARASHTRA, MANIPUR, MIZORAM, NAGALAND, ORISSA, PUNJAB, RAJASTHAN, TAMIL NADU, TRIPURA, ANDAMAN AND NICOBAR ISLANDS, DADRA AND NAGAR HAVELI, DAMAN AND DIU, LAKSHADWEEP

Table - 4

**Distribution of waste land to the landless
(Unit: Hectare)**

Sl. No.	State/UT Name	Total Land Distributed (Hectare) April,2008- August,2008
(1)	(2)	(3)
1	ANDHRA PRADESH	47
2	ARUNACHAL PRADESH	0
3	ASSAM	46
4	BIHAR	0
5	CHHATISGARH	24,567
6	DELHI	0
7	GOA	0
8	GUJARAT	408
9	HARYANA	0
10	JAMMU AND KASHMIR	0
11	JHARKHAND	12,841
12	KARNATAKA	0
13	KERALA	0
14	MADHYA PRADESH	54,333
15	MAHARASHTRA	0
16	MANIPUR	0
17	MEGHALAYA	0
18	MIZORAM	0
19	NAGALAND	0
20	ORISSA	629
21	PUDUCHERRY	0
22	PUNJAB	0
23	RAJASTHAN	0
24	SIKKIM	0
25	TAMIL NADU	2,03,214
26	TRIPURA	0
27	UTTARAKHAND	0
28	UTTAR PRADESH	2,855
29	WEST BENGAL	0
30	ANDAMAN AND NICOBAR ISLANDS	0
31	CHANDIGARH	0
32	DADRA AND NAGAR HAVELI	0
33	DAMAN AND DIU	0
34	LAKSHADWEEP	0
Grand Total		2,98,940

Table - 5(A)

Minimum Wages Enforcement (including Farm Labour)

Sl. No.	State/UT Name	Agriculture and Farm Workers: Inspections made (Number) April,2008-August,2008	Agriculture and Farm Workers: Irregularities detected (Number) April,2008-August,2008	Agriculture and Farm Workers: Irregularities rectified (Number) April,2008-August,2008
(1)	(2)	(3)	(4)	(5)
1	ANDHRA PRADESH	0	0	0
2	ARUNACHAL PRADESH	0	0	0
3	ASSAM	0	0	0
4	BIHAR	0	0	0
5	CHHATISGARH	0	0	0
6	DELHI	0	0	0
7	GOA	2	14	0
8	GUJARAT	23,191	3,834	4,215
9	HARYANA	0	0	0
10	HIMACHAL PRADESH	0	0	0
11	JAMMU AND KASHMIR	0	0	0
12	JHARKHAND	0	0	0
13	KARNATAKA	0	0	0
14	KERALA	0	0	0
15	MADHYA PRADESH	0	0	0
16	MAHARASHTRA	0	0	0
17	MANIPUR	0	0	0
18	MEGHALAYA	0	0	0
19	MIZORAM	0	0	0
20	NAGALAND	0	0	0
21	ORISSA	2,964	1,768	1,550
22	PUDUCHERRY	0	0	0
23	PUNJAB	157	0	0
24	RAJASTHAN	1,192	0	0
25	SIKKIM	0	0	0
26	TAMIL NADU	0	0	0
27	TRIPURA	0	0	0
28	UTTARAKHAND	0	0	0
29	UTTAR PRADESH	5,922	1,708	0
30	WEST BENGAL	0	0	0
31	ANDAMAN AND NICOBAR ISLANDS	0	0	0
32	CHANDIGARH	0	0	0
33	DADRA AND NAGAR HAVELI	0	0	0
34	DAMAN AND DIU	0	0	0
35	LAKSHADWEEP	0	0	0
Grand Total		33,428	7,324	5,765

Table - 5(B)

Minimum Wages Enforcement (including Farm Labour)
(Unit: Number)

Sl. No.	State/UT Name	Agriculture and Farm Workers:	Agriculture and Farm Workers:
		Claims filed (Number) April,2008-August,2008	Claims settled (Number) April,2008-August,2008
(1)	(2)	(3)	(4)
1	ANDHRA PRADESH	0	0
2	ARUNACHAL PRADESH	0	0
3	ASSAM	0	0
4	BIHAR	0	0
5	CHHATISGARH	0	0
6	DELHI	0	0
7	GOA	0	0
8	GUJARAT	7	2
9	HARYANA	7	2
10	HIMACHAL PRADESH	0	0
11	JAMMU AND KASHMIR	0	0
12	JHARKHAND	0	0
13	KARNATAKA	0	0
14	KERALA	0	0
15	MADHYA PRADESH	0	0
16	MAHARASHTRA	0	0
17	MANIPUR	0	0
18	MEGHALAYA	0	0
19	MIZORAM	0	0
20	NAGALAND	0	0
21	ORISSA	0	0
22	PUDUCHERRY	0	0
23	PUNJAB	0	0
24	RAJASTHAN	5	0
25	SIKKIM	0	0
26	TAMIL NADU	0	0
27	TRIPURA	0	0
28	UTTARAKHAND	0	0
29	UTTAR PRADESH	0	0
30	WEST BENGAL	0	0
31	ANDAMAN AND NICOBAR ISLANDS	0	0
32	CHANDIGARH	0	0
33	DADRA AND NAGAR HAVELI	0	0
34	DAMAN AND DIU	0	0
35	LAKSHADWEEP	0	0
Grand Total		19	4

Table - 5(C)

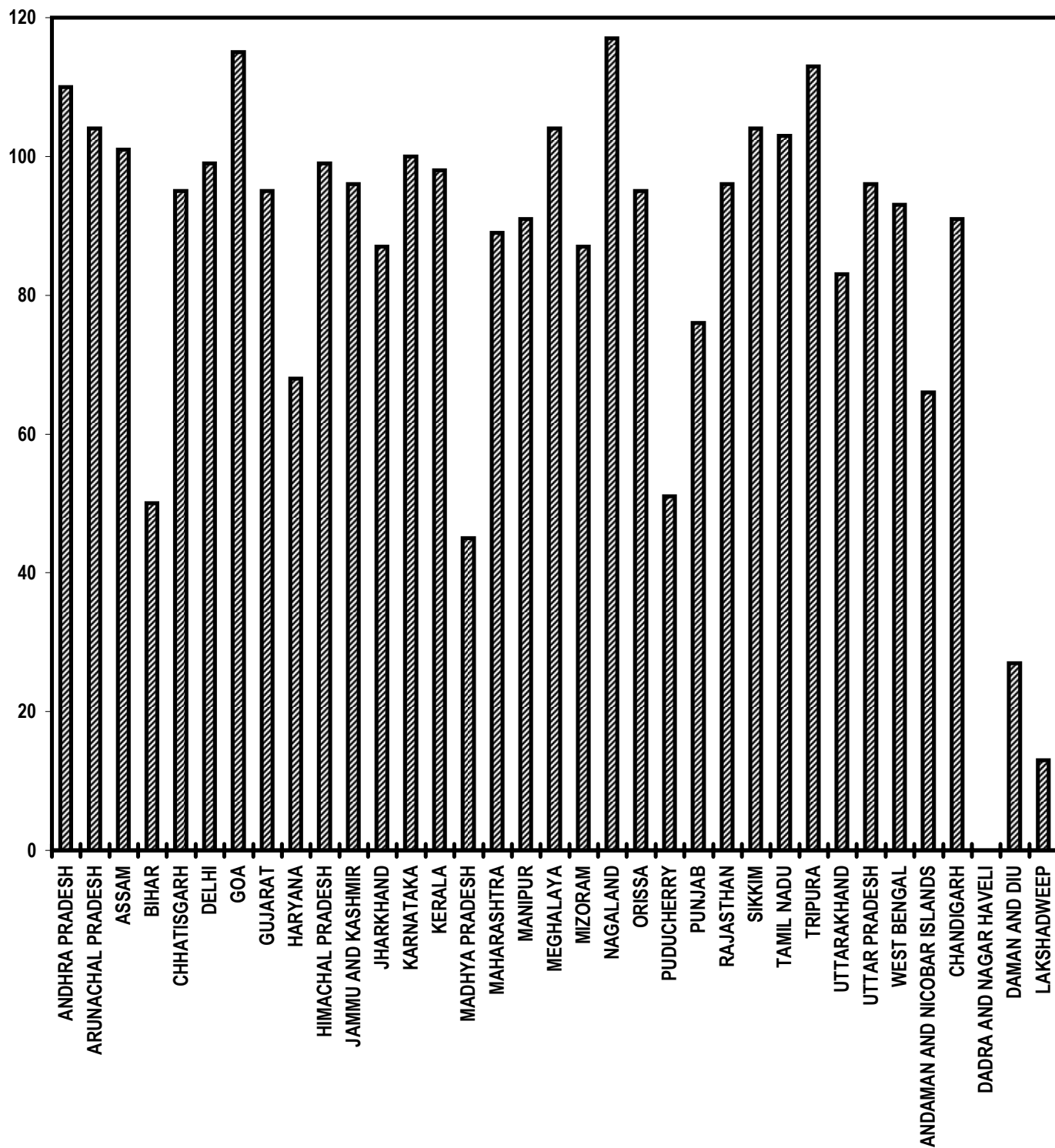
Minimum Wages Enforcement (including Farm Labour)

Sl. No.	State/UT Name	Agriculture and Farm Workers: Prosecution cases Pending (Number) April,2008-August,2008	Agriculture and Farm Workers: Prosecution cases filed (Number) April,2008-August,2008	Agriculture and Farm Workers: Prosecution cases decided (Number) April,2008-August,2008
		(3)	(4)	(5)
1	ANDHRA PRADESH	0	0	0
2	ARUNACHAL PRADESH	0	0	0
3	ASSAM	0	0	0
4	BIHAR	0	0	0
5	CHHATISGARH	0	0	0
6	DELHI	0	0	0
7	GOA	4	4	0
8	GUJARAT	4,240	29	77
9	HARYANA	0	0	0
10	HIMACHAL PRADESH	0	0	0
11	JAMMU AND KASHMIR	0	0	0
12	JHARKHAND	0	0	0
13	KARNATAKA	0	0	0
14	KERALA	0	0	0
15	MADHYA PRADESH	0	0	0
16	MAHARASHTRA	0	0	0
17	MANIPUR	0	0	0
18	MEGHALAYA	0	0	0
19	MIZORAM	0	0	0
20	NAGALAND	0	0	0
21	ORISSA	295	0	0
22	PUDUCHERRY	0	0	0
23	PUNJAB	0	0	0
24	RAJASTHAN	1	0	1
25	SIKKIM	0	0	0
26	TAMIL NADU	0	0	0
27	TRIPURA	0	0	0
28	UTTARAKHAND	0	0	0
29	UTTAR PRADESH	36	0	3
30	WEST BENGAL	0	0	0
31	ANDAMAN AND NICOBAR ISLANDS	0	0	0
32	CHANDIGARH	0	0	0
33	DADRA AND NAGAR HAVELI	0	0	0
34	DAMAN AND DIU	0	0	0
35	LAKSHADWEEP	0	0	0
Grand Total		4,576	33	81

Food security (Targeted Public Distribution system)

Off take

% Achievement of Target
During April- August, 2008



States

Table - 6(A)

Food security (Targeted Public Distribution system)

Sl. No.	State/UT Name	Allocation of	Off take	Percentage of
		Food Grains (Tonnes) April,2008- August,2008	April,2008- August,2008	offtake w.r.t. Allocation of Food Grains
(1)	(2)	(3)	(4)	(5)
1	ANDHRA PRADESH	13,81,430	15,21,106	110
2	ARUNACHAL PRADESH	42,315	44,204	104
3	ASSAM	5,85,940	5,93,213	101
4	BIHAR	11,58,930	5,80,024	50
5	CHHATISGARH	3,49,410	3,30,532	95
6	DELHI	2,46,895	2,43,586	99
7	GOA	10,305	11,887	115
8	GUJARAT	3,91,776	3,72,133	95
9	HARYANA	1,95,585	1,32,982	68
10	HIMACHAL PRADESH	1,82,990	1,81,361	99
11	JAMMU AND KASHMIR	3,15,335	3,03,508	96
12	JHARKHAND	4,26,145	3,71,841	87
13	KARNATAKA	8,44,649	8,45,219	100
14	KERALA	4,66,085	4,56,625	98
15	MADHYA PRADESH	7,75,150	3,46,256	45
16	MAHARASHTRA	12,24,165	10,90,144	89
17	MANIPUR	43,465	39,441	91
18	MEGHALAYA	58,365	60,949	104
19	MIZORAM	34,545	30,086	87
20	NAGALAND	52,865	61,813	117
21	ORISSA	7,60,210	7,23,510	95
22	PUDUCHERRY	15,215	7,804	51
23	PUNJAB	1,50,300	1,13,605	76
24	RAJASTHAN	5,21,445	5,00,418	96
25	SIKKIM	18,425	19,102	104
26	TAMIL NADU	15,11,180	15,52,579	103
27	TRIPURA	1,05,835	1,19,396	113
28	UTTARAKHAND	1,20,605	1,00,214	83
29	UTTAR PRADESH	19,57,845	18,78,419	96
30	WEST BENGAL	12,39,650	11,47,619	93
31	ANDAMAN AND NICOBAR ISLANDS	11,280	7,453	66
32	CHANDIGARH	1,595	1,447	91
33	DADRA AND NAGAR HAVELI	3,570	0	0
34	DAMAN AND DIU	800	214	27
35	LAKSHADWEEP	1,920	240	12
Grand Total		1,52,06,220	1,37,88,930	91

Very Good:(90% or above of targets)

ANDHRA PRADESH, ARUNACHAL PRADESH, ASSAM, CHHATISGARH, DELHI, GOA, GUJARAT, HIMACHAL PRADESH, JAMMU AND KASHMIR, KARNATAKA, KERALA, MANIPUR, MEGHALAYA, NAGALAND, ORISSA, RAJASTHAN, SIKKIM, TAMIL NADU, TRIPURA, UTTAR PRADESH, WEST BENGAL, CHANDIGARH

Good:(Between 80% to 90% targets)

JHARKHAND, MAHARASHTRA, MIZORAM, UTTARAKHAND

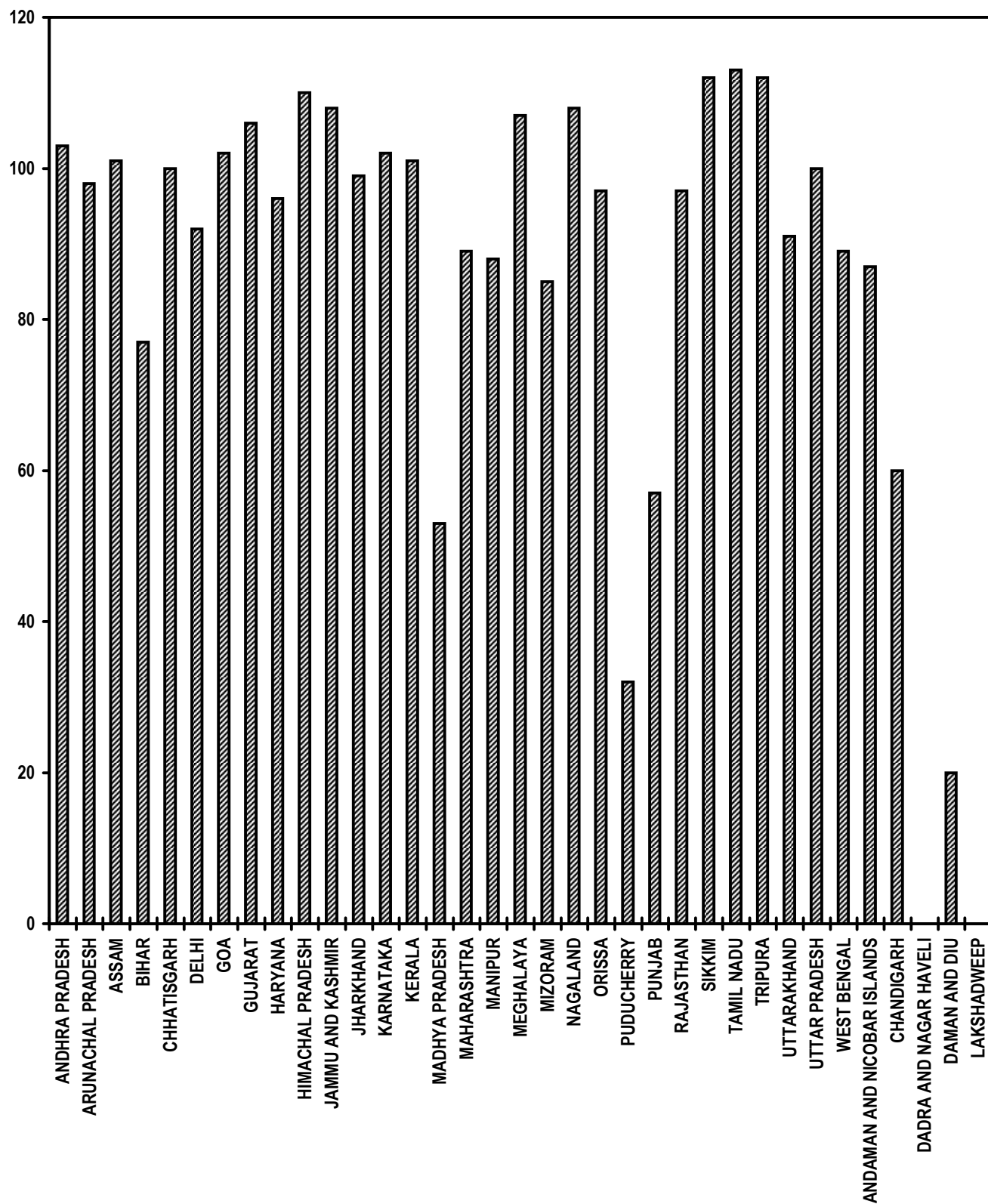
Poor:(Below 80% of targets)

BIHAR, HARYANA, MADHYA PRADESH, PUDUCHERRY, PUNJAB, ANDAMAN AND NICOBAR ISLANDS, DADRA AND NAGAR HAVELI, DAMAN AND DIU, LAKSHADWEEP

Food security(Antodaya Anna Yojana)

Off take

% Achievement of Target
During April- August, 2008



States

Table - 6(B)

Food Security (Antodaya Anna Yojana)

Sl. No.	State/UT Name	Allocation of	Off take	Percentage of
		Food Grains (Tonnes) April,2008- August,2008	April,2008- August,2008	offtake w.r.t. Allocation of Food Grains
(1)	(2)	(3)	(4)	(5)
1	ANDHRA PRADESH	2,72,620	2,81,298	103
2	ARUNACHAL PRADESH	6,655	6,554	98
3	ASSAM	1,23,205	1,24,571	101
4	BIHAR	4,24,995	3,27,277	77
5	CHHATISGARH	1,25,810	1,25,810	100
6	DELHI	26,285	24,079	92
7	GOA	2,545	2,597	102
8	GUJARAT	1,41,700	1,49,955	106
9	HARYANA	51,175	49,075	96
10	HIMACHAL PRADESH	34,475	37,832	110
11	JAMMU AND KASHMIR	44,745	48,221	108
12	JHARKHAND	1,60,640	1,59,026	99
13	KARNATAKA	2,09,955	2,14,364	102
14	KERALA	1,04,275	1,05,639	101
15	MADHYA PRADESH	2,76,775	1,45,849	53
16	MAHARASHTRA	4,31,200	3,84,729	89
17	MANIPUR	11,135	9,751	88
18	MEGHALAYA	12,285	13,134	107
19	MIZORAM	4,550	3,850	85
20	NAGALAND	8,320	9,017	108
21	ORISSA	2,21,300	2,13,777	97
22	PUDUCHERRY	5,645	1,832	32
23	PUNJAB	31,400	17,775	57
24	RAJASTHAN	1,63,120	1,58,885	97
25	SIKKIM	2,890	3,251	112
26	TAMIL NADU	3,26,310	3,68,824	113
27	TRIPURA	19,800	22,146	112
28	UTTARAKHAND	26,465	24,134	91
29	UTTAR PRADESH	7,16,450	7,18,205	100
30	WEST BENGAL	2,59,035	2,31,452	89
31	ANDAMAN AND NICOBAR ISLANDS	750	653	87
32	CHANDIGARH	370	222	60
33	DADRA AND NAGAR HAVELI	915	0	0
34	DAMAN AND DIU	265	52	20
35	LAKSHADWEEP	205	0	0
Grand Total		42,48,265	39,83,836	94

Very Good:(90% or above of targets)

ANDHRA PRADESH, ARUNACHAL PRADESH, ASSAM, CHHATISGARH, DELHI, GOA, GUJARAT, HARYANA, HIMACHAL PRADESH, JAMMU AND KASHMIR, JHARKHAND, KARNATAKA, KERALA, MEGHALAYA, NAGALAND, ORISSA, RAJASTHAN, SIKKIM, TAMIL NADU, TRIPURA, UTTARAKHAND, UTTAR PRADESH

Good:(Between 80% to 90% targets)

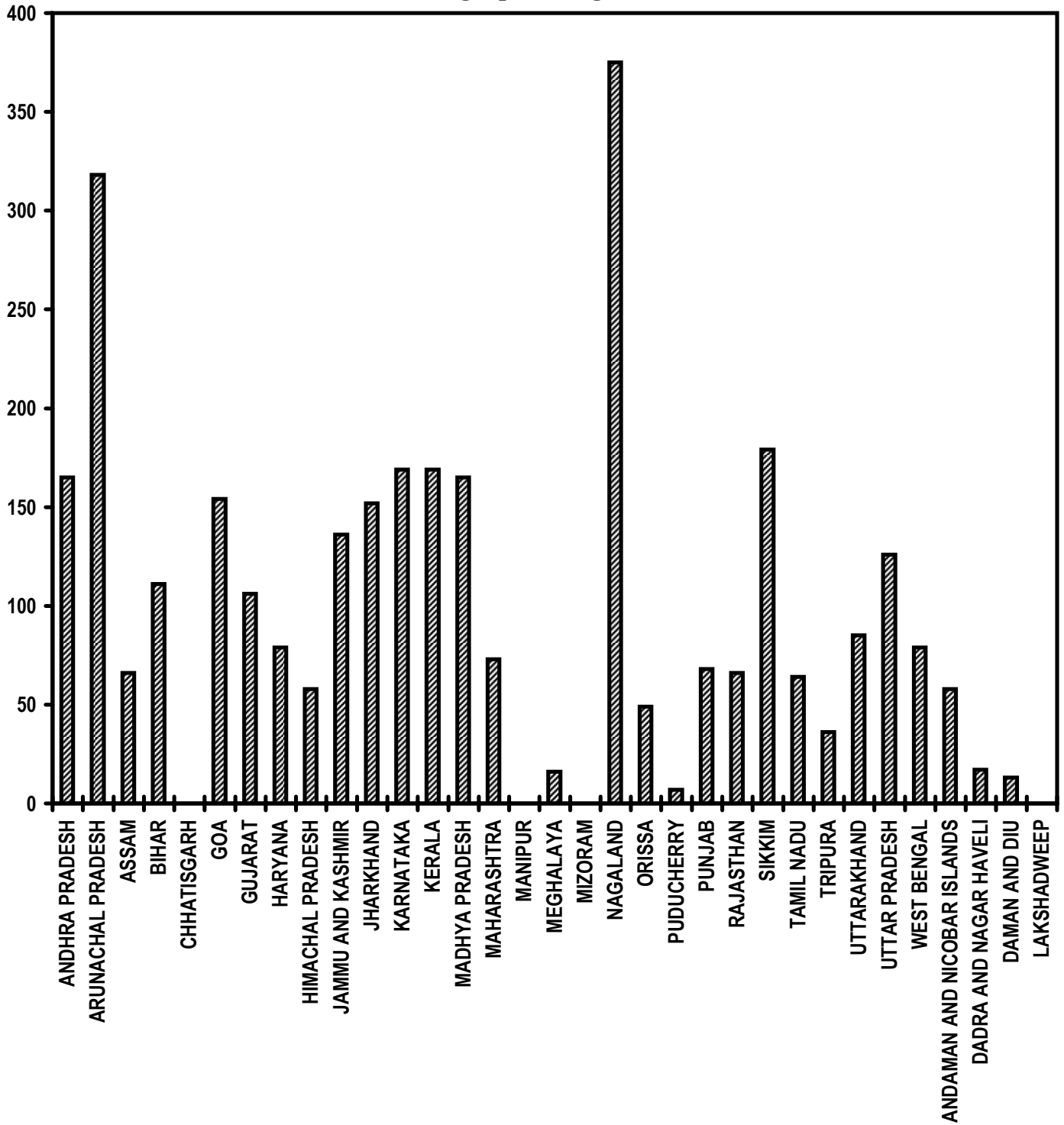
MAHARASHTRA, MANIPUR, MIZORAM, WEST BENGAL, ANDAMAN AND NICOBAR

Poor:(Below 80% of targets)

BIHAR, MADHYA PRADESH, PUDUCHERRY, PUNJAB, CHANDIGARH, DADRA AND NAGAR HAVELI, DAMAN AND DIU, LAKSHADWEEP

Rural Housing - Indira Awaas Yojana

Houses constructed
 % Achievement of Target
 During April- August, 2008



States

Table - 7

Rural Housing - Indira Awaas Yojana
Houses constructed
(Unit: Number)

Sl. No.	State/UT Name	Target		Achievement	Percent
		2008-2009	April,2008- August,2008	April,2008- August,2008	Achievement April,2008- August,2008
(1)	(2)	(3)	(4)	(5)	(5)/(4)
1	ANDHRA PRADESH	1,92,132	44,830	73,884	165
2	ARUNACHAL PRADESH	6,770	1,578	5,016	318
3	ASSAM	1,49,699	34,930	23,053	66
4	BIHAR	5,67,125	1,32,329	1,46,849	111
5	CHHATISGARH	29,712	6,932	0	0
6	GOA	1,183	276	425	154
7	GUJARAT	94,226	21,987	23,406	106
8	HARYANA	13,229	3,087	2,435	79
9	HIMACHAL PRADESH	4,242	989	569	58
10	JAMMU AND KASHMIR	13,176	3,074	4,181	136
11	JHARKHAND	50,585	11,803	17,897	152
12	KARNATAKA	74,023	17,271	29,171	169
13	KERALA	41,164	9,604	16,231	169
14	MADHYA PRADESH	59,091	13,788	22,816	165
15	MAHARASHTRA	1,15,869	27,036	19,837	73
16	MANIPUR	5,877	1,372	5	0
17	MEGHALAYA	10,235	2,387	380	16
18	MIZORAM	2,181	509	0	0
19	NAGALAND	6,773	1,580	5,931	375
20	ORISSA	1,11,422	25,998	12,759	49
21	PUDUCHERRY	910	212	15	7
22	PUNJAB	16,361	3,817	2,589	68
23	RAJASTHAN	47,350	11,047	7,245	66
24	SIKKIM	1,295	301	538	179
25	TAMIL NADU	76,925	17,948	11,515	64
26	TRIPURA	13,187	3,077	1,121	36
27	UTTARAKHAND	11,610	2,709	2,296	85
28	UTTAR PRADESH	2,54,729	59,437	74,990	126
29	WEST BENGAL	1,53,697	35,862	28,265	79
30	ANDAMAN AND NICOBAR ISLANDS	1,828	427	246	58
31	DADRA AND NAGAR HAVELI	305	71	12	17
32	DAMAN AND DIU	136	32	4	12
33	LAKSHADWEEP	118	28	0	0
Grand Total		21,27,165	4,96,328	5,33,681	108

Very Good:(90% or above of targets)

ANDHRA PRADESH, ARUNACHAL PRADESH, BIHAR, GOA, GUJARAT, JAMMU AND KASHMIR, JHARKHAND, KARNATAKA, KERALA, MADHYA PRADESH, NAGALAND, SIKKIM, UTTAR PRADESH

Good:(Between 80% to 90% targets)

UTTARAKHAND

Poor:(Below 80% of targets)

ASSAM, CHHATISGARH, HARYANA, HIMACHAL PRADESH, MAHARASHTRA, MANIPUR, MEGHALAYA, MIZORAM, ORISSA, PUDUCHERRY, PUNJAB, RAJASTHAN, TAMIL NADU, TRIPURA, WEST BENGAL, ANDAMAN AND NICOBAR ISLANDS, DADRA AND NAGAR HAVELI, DAMAN AND DIU, LAKSHADWEEP

EWS/LIG Houses in Urban Areas

Houses constructed
% Achievement of Target
During April- August, 2008

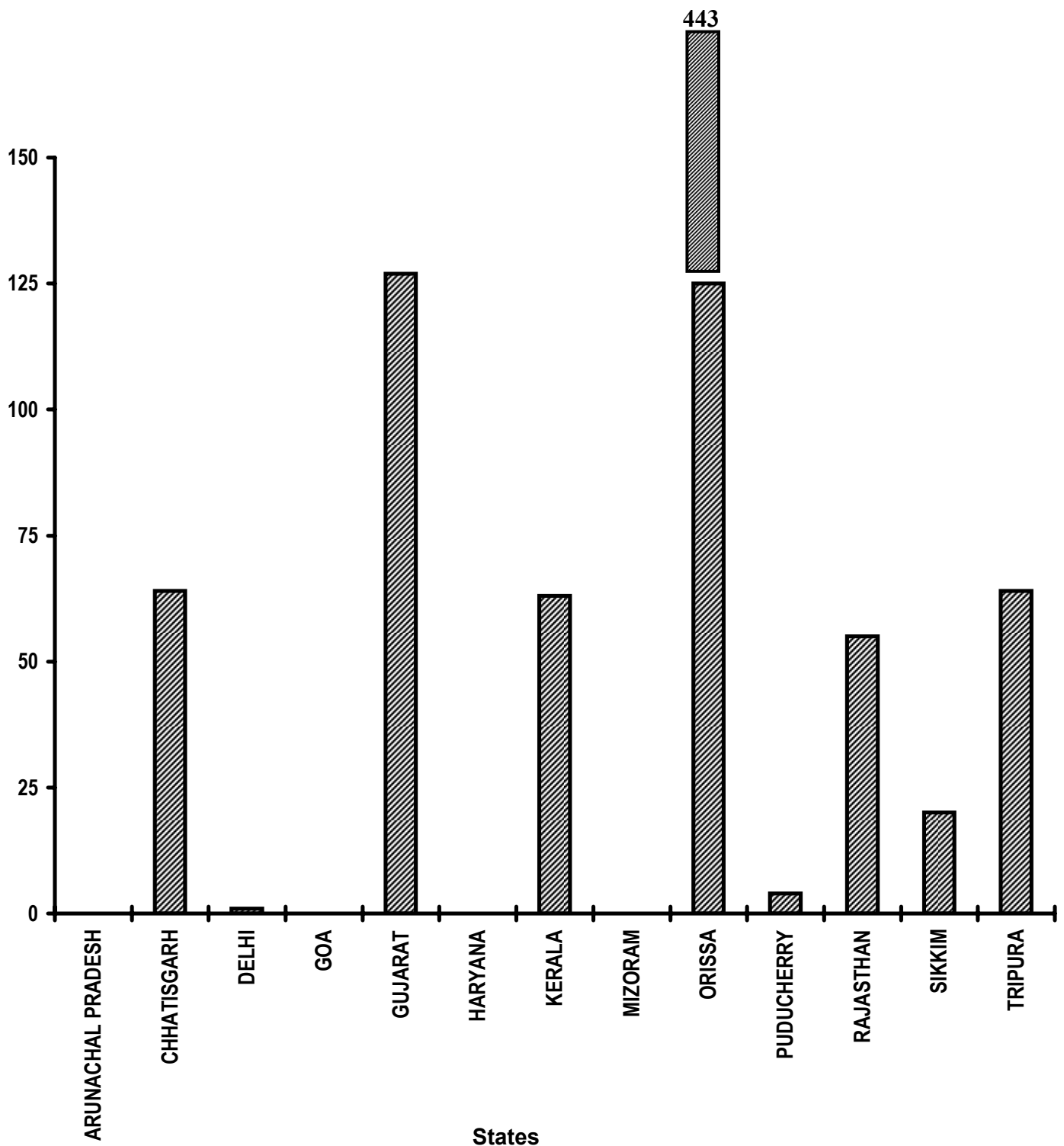


Table - 8

EWS/LIG Houses in Urban Areas
Houses constructed
(Unit: Number)

Sl. No.	State/UT Name	Target		Achievement	Percent Achievement
		2008-2009	April,2008- August,2008	April,2008- August,2008	April,2008- August,2008
(1)	(2)	(3)	(4)	(5)	(5)/(4)
1	ARUNACHAL PRADESH	488	200	0	0
2	CHHATISGARH	6,393	2,660	1,709	64
3	DELHI	80,000	33,330	410	1
4	GOA	130	53	0	0
5	GUJARAT	500	205	260	127
6	HARYANA	166	68	0	0
7	KERALA	2,200	915	579	63
8	MIZORAM	1,512	630	0	0
9	ORISSA	150	60	266	443
10	PUDUCHERRY	233	95	4	4
11	RAJASTHAN	2,288	950	523	55
12	SIKKIM	30	10	2	20
13	TRIPURA	456	190	121	64
<i>Grand Total</i>		94,546	39,366	3,874	10

Very Good:(90% or above of targets)

GUJARAT, ORISSA

Poor:(Below 80% of targets)

ARUNACHAL PRADESH, CHHATISGARH, DELHI, GOA, HARYANA, KERALA, MIZORAM, PUDUCHERRY, RAJASTHAN, SIKKIM, TRIPURA

Rural Areas - Accelerated Rural Water Supply Programme

Habitations covered (NC and PC)

% Achievement of Target
During April- August, 2008

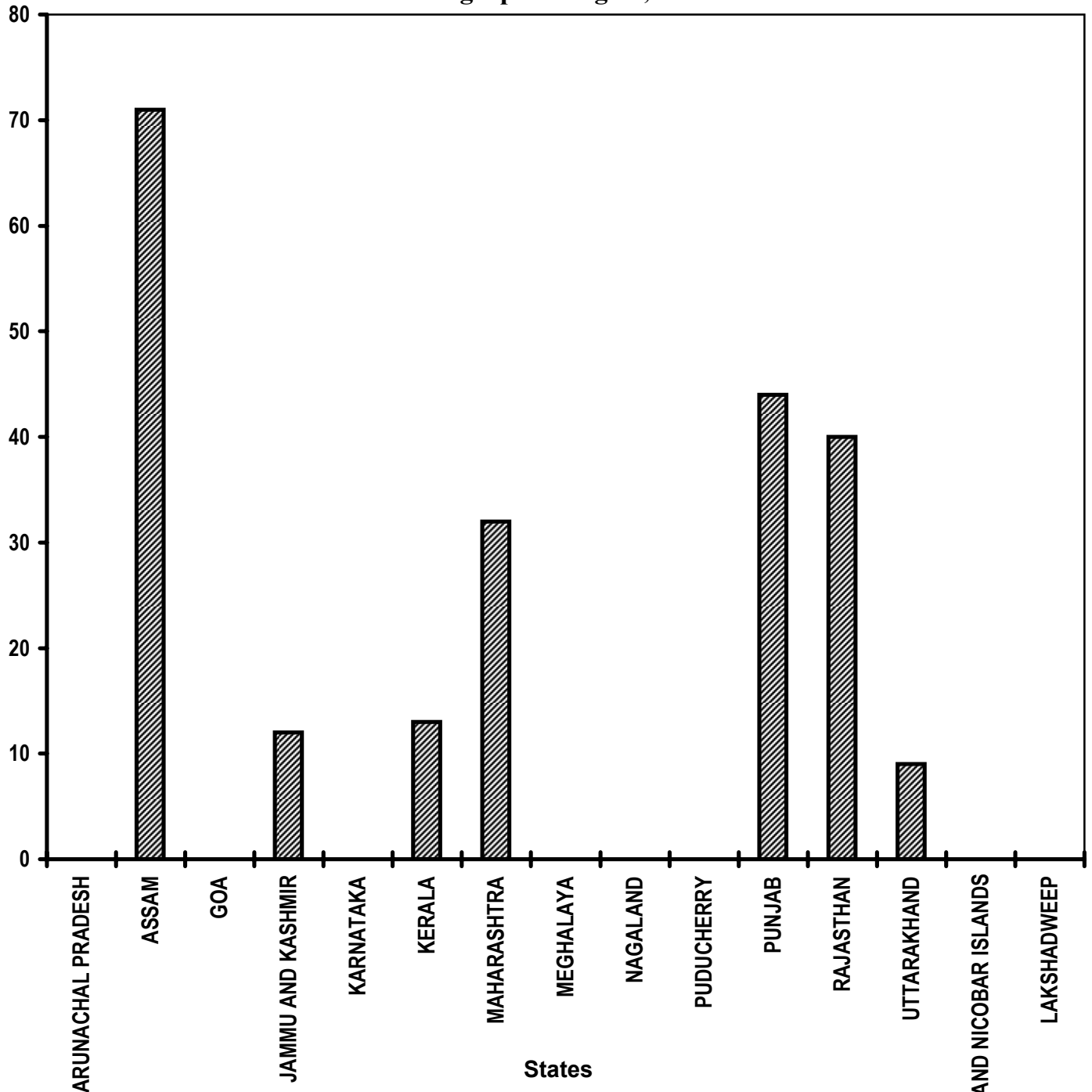


Table - 9(A)

Rural Areas - Accelerated Rural Water Supply Programme
Habitations covered (NC and PC)
(Unit: Number)

Sl. No.	State/UT Name	Target		Achievement	Percent Achievement
		2008-2009	April,2008- August,2008	April,2008- August,2008	April,2008- August,2008
(1)	(2)	(3)	(4)	(5)	(5)/(4)
1	ARUNACHAL PRADESH	65	14	0	0
2	ASSAM	273	63	45	71
3	GOA	3	-	0	-
4	JAMMU AND KASHMIR	1,786	417	51	12
5	KARNATAKA	453	105	0	0
6	KERALA	4,112	959	127	13
7	MAHARASHTRA	8,632	2,013	635	32
8	MEGHALAYA	14	2	0	0
9	NAGALAND	61	14	0	0
10	PUDUCHERRY	10	2	0	0
11	PUNJAB	342	79	35	44
12	RAJASTHAN	869	203	81	40
13	UTTARAKHAND	137	32	3	9
14	ANDAMAN AND NICOBAR ISLANDS	8	1	0	0
15	LAKSHADWEEP	10	2	0	0
<i>Grand Total</i>		16,775	3,906	977	25

Poor:(Below 80% of targets)

ARUNACHAL PRADESH, ASSAM, JAMMU AND KASHMIR, KARNATAKA, KERALA, MAHARASHTRA, MEGHALAYA, NAGALAND, PUDUCHERRY, PUNJAB, RAJASTHAN, UTTARAKHAND, ANDAMAN AND NICOBAR ISLANDS, LAKSHADWEEP

Rural Areas - Accelerated Rural Water Supply Programme

Slipped back habitations and habitations with water quality problems covered

% Achievement of Target
During April- August, 2008

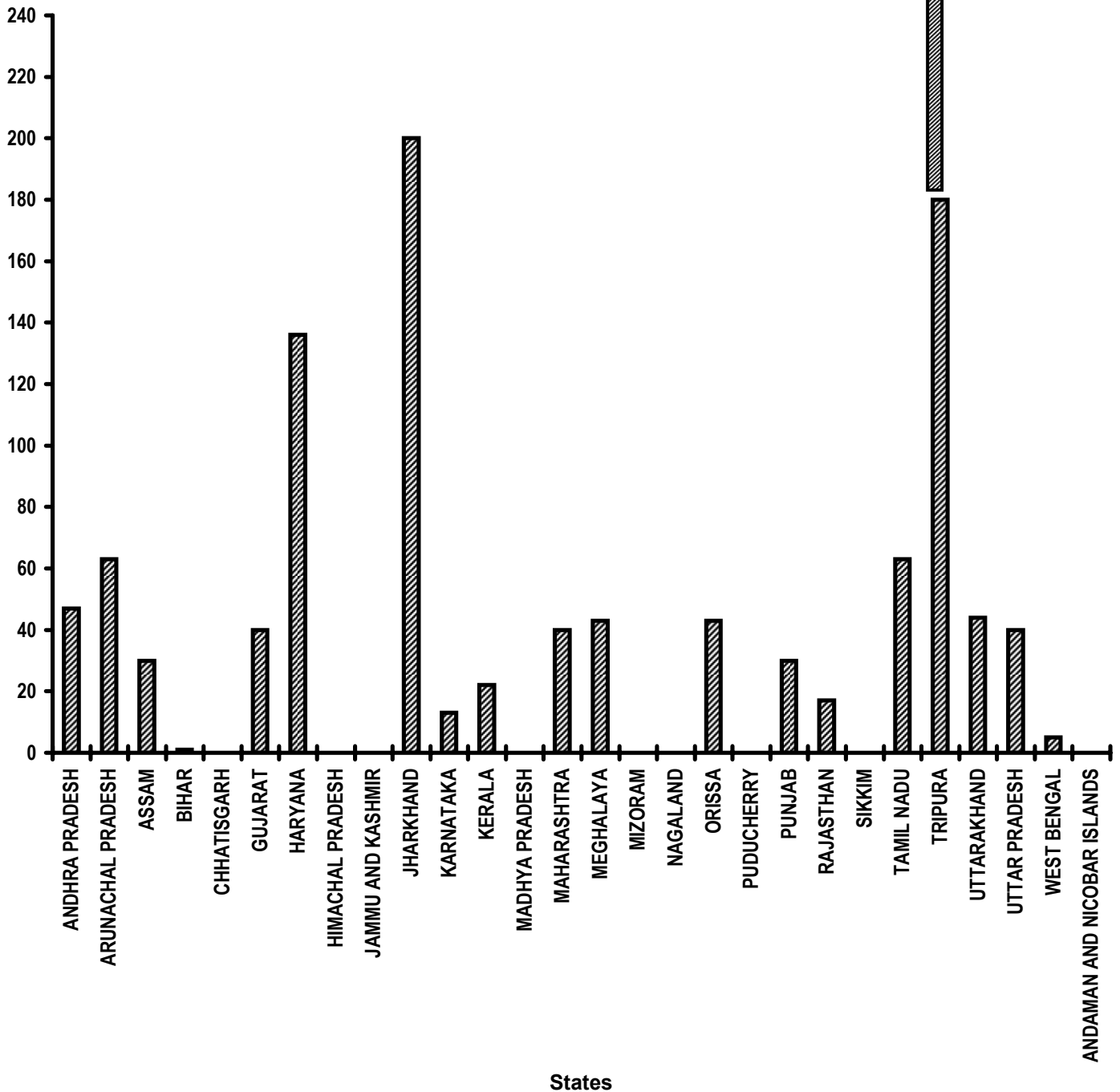


Table - 9(B)

Rural Areas - Accelerated Rural Water Supply Programme
Slipped back habitations and habitations with water quality problems covered
(Unit: Number)

Sl. No.	State/UT Name	Target		Achievement	Percent Achievement
		2008-2009	April,2008- August,2008	April,2008- August,2008	April,2008- August,2008
(1)	(2)	(3)	(4)	(5)	(5)/(4)
1	ANDHRA PRADESH	15,889	3,707	1,735	47
2	ARUNACHAL PRADESH	2,390	557	353	63
3	ASSAM	22,826	5,326	1,611	30
4	BIHAR	39,956	9,324	105	1
5	CHHATISGARH	4,408	1,029	0	0
6	GUJARAT	4,232	988	398	40
7	HARYANA	635	147	200	136
8	HIMACHAL PRADESH	5,184	1,209	0	0
9	JAMMU AND KASHMIR	2,919	681	0	0
10	JHARKHAND	7,170	1,673	3,342	200
11	KARNATAKA	12,497	2,916	366	13
12	KERALA	484	112	25	22
13	MADHYA PRADESH	3,718	868	0	0
14	MAHARASHTRA	11,245	2,623	1,056	40
15	MEGHALAYA	1,867	435	188	43
16	MIZORAM	306	71	0	0
17	NAGALAND	109	25	0	0
18	ORISSA	16,492	3,850	1,674	43
19	PUDUCHERRY	18	4	0	0
20	PUNJAB	4,591	1,071	321	30
21	RAJASTHAN	24,785	5,783	1,009	17
22	SIKKIM	300	70	0	0
23	TAMIL NADU	4,602	1,073	675	63
24	TRIPURA	138	32	151	472
25	UTTARAKHAND	3,197	745	327	44
26	UTTAR PRADESH	1,639	382	154	40
27	WEST BENGAL	11,460	2,674	146	5
28	ANDAMAN AND NICOBAR ISLANDS	34	7	0	0
Grand Total		2,03,091	47,382	13,836	29

Very Good:(90% or above of targets)

HARYANA, JHARKHAND, TRIPURA

Poor:(Below 80% of targets)

ANDHRA PRADESH, ARUNACHAL PRADESH, ASSAM, BIHAR, CHHATISGARH, GUJARAT, HIMACHAL PRADESH, JAMMU AND KASHMIR, KARNATAKA, KERALA, MADHYA PRADESH, MAHARASHTRA, MEGHALAYA, MIZORAM, NAGALAND, ORISSA, PUDUCHERRY, PUNJAB, RAJASTHAN, SIKKIM, TAMIL NADU, UTTARAKHAND, UTTAR PRADESH, WEST BENGAL, ANDAMAN AND NICOBAR ISLANDS

Table - 10

**Sanitation Programme in Rural Areas
(Unit: Number)**

Sl. No.	State/UT Name	Individual Household latrines constructed (Number) April,2008-August,2008
(1)	(2)	(3)
1	ANDHRA PRADESH	1,39,468
2	ARUNACHAL PRADESH	1,442
3	ASSAM	56,341
4	BIHAR	2,67,306
5	CHHATISGARH	1,00,450
6	DELHI	0
7	GOA	10,480
8	GUJARAT	2,87,210
9	HARYANA	1,61,581
10	HIMACHAL PRADESH	1,19,414
11	JAMMU AND KASHMIR	3,945
12	JHARKHAND	99,868
13	KARNATAKA	1,66,439
14	KERALA	31,366
15	MADHYA PRADESH	5,04,313
16	MAHARASHTRA	4,27,835
17	MANIPUR	923
18	MEGHALAYA	8,037
19	MIZORAM	4,049
20	NAGALAND	3,174
21	ORISSA	1,59,614
22	PUDUCHERRY	0
23	PUNJAB	2,50,600
24	RAJASTHAN	2,52,791
25	SIKKIM	3,712
26	TAMIL NADU	2,18,232
27	TRIPURA	45,443
28	UTTARAKHAND	28,288
29	UTTAR PRADESH	8,44,315
30	WEST BENGAL	3,50,742
31	ANDAMAN AND NICOBAR ISLANDS	0
32	CHANDIGARH	0
33	DADRA AND NAGAR HAVELI	0
34	DAMAN AND DIU	0
35	LAKSHADWEEP	0
Grand Total		45,47,378

Table - 11

**Institutional Delivery
(Unit: Number)**

Sl. No.	State/UT Name	Delivery in institutions (Number) April,2008- August,2008
(1)	(2)	(3)
1	ANDHRA PRADESH	4,98,072
2	ARUNACHAL PRADESH	3,898
3	ASSAM	87,558
4	BIHAR	1,20,660
5	CHHATISGARH	23,712
6	DELHI	63,225
7	GOA	9,971
8	GUJARAT	3,66,866
9	HARYANA	3,13,914
10	HIMACHAL PRADESH	23,688
11	JAMMU AND KASHMIR	55,573
12	JHARKHAND	73,545
13	KARNATAKA	3,08,947
14	KERALA	2,00,098
15	MADHYA PRADESH	4,87,026
16	MAHARASHTRA	4,94,134
17	MANIPUR	2,996
18	MEGHALAYA	7,549
19	MIZORAM	0
20	NAGALAND	0
21	ORISSA	2,06,594
22	PUDUCHERRY	18,537
23	PUNJAB	86,403
24	RAJASTHAN	3,95,713
25	SIKKIM	2,545
26	TAMIL NADU	4,38,733
27	TRIPURA	12,503
28	UTTARAKHAND	27,834
29	UTTAR PRADESH	5,49,079
30	WEST BENGAL	1,95,095
31	ANDAMAN AND NICOBAR ISLANDS	1,516
32	CHANDIGARH	7,578
33	DADRA AND NAGAR HAVELI	319
34	DAMAN AND DIU	848
35	LAKSHADWEEP	208
Grand Total		50,84,937

SC Families Assisted

% Achievement of Target
During April- August, 2008

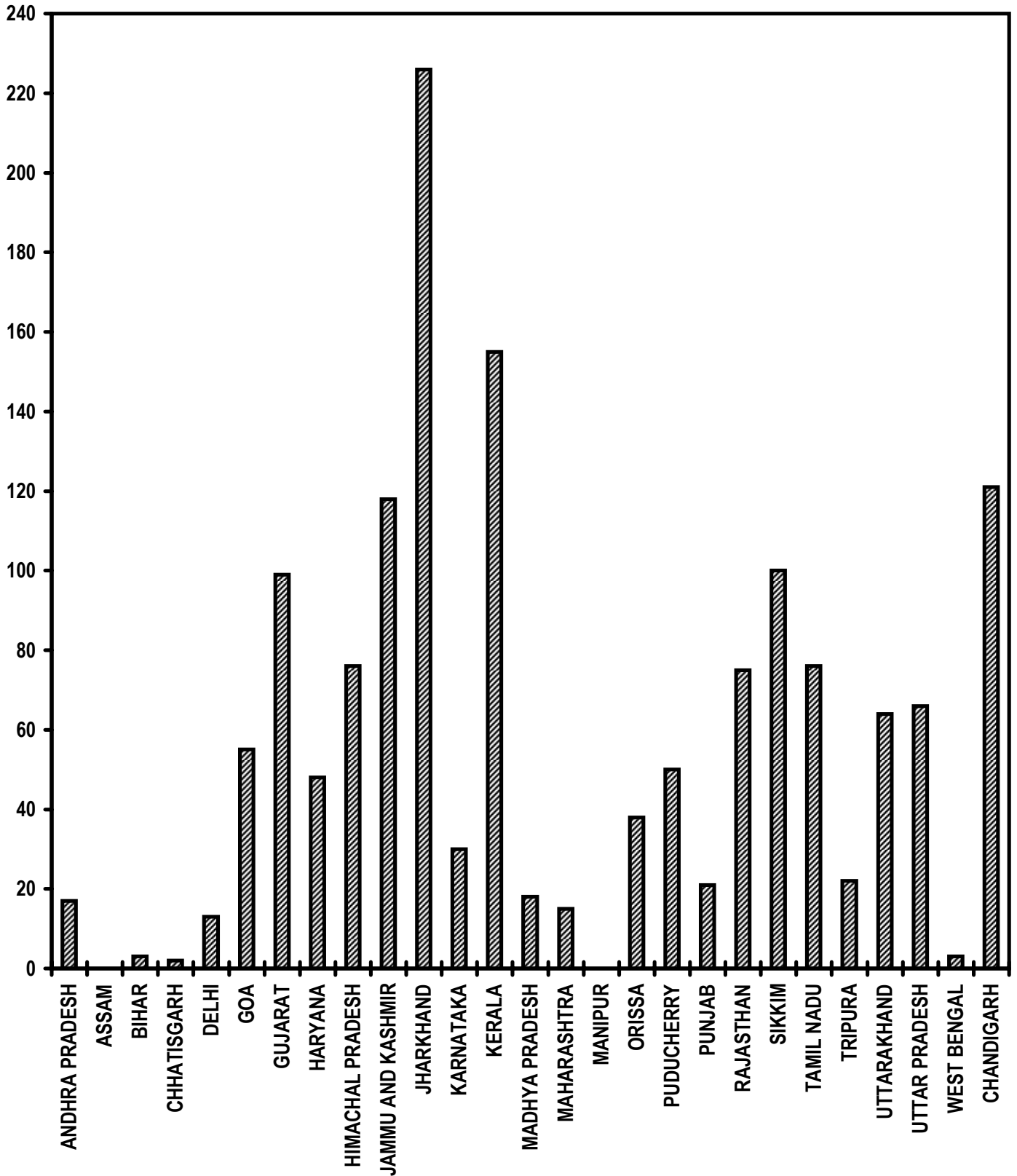


Table - 12

**SC Families Assisted
(Unit: Number)**

Sl. No.	State/UT Name	Target *		Achievement	Percent
		2008-2009	April,2008- August,2008	April,2008- August,2008	Achievement April,2008- August,2008
(1)	(2)	(3)	(4)	(5)	(5)/(4)
1	ANDHRA PRADESH	4,50,000	1,87,500	32,075	17
2	ASSAM	44,000	18,330	0	0
3	BIHAR	2,55,000	1,06,250	2,747	3
4	CHHATISGARH	3,75,000	1,56,250	2,760	2
5	DELHI	5,000	2,080	268	13
6	GOA	550	225	124	55
7	GUJARAT	1,40,000	58,330	57,854	99
8	HARYANA	88,500	36,875	17,591	48
9	HIMACHAL PRADESH	58,000	24,165	18,388	76
10	JAMMU AND KASHMIR	1,100	455	537	118
11	JHARKHAND	5,50,000	2,29,165	5,18,656	226
12	KARNATAKA	5,00,000	2,08,330	63,389	30
13	KERALA	33,000	13,750	21,248	155
14	MADHYA PRADESH	2,43,000	1,01,250	18,267	18
15	MAHARASHTRA	1,54,000	64,165	9,460	15
16	MANIPUR	550	225	0	0
17	ORISSA	72,600	30,250	11,524	38
18	PUDUCHERRY	5,000	2,080	1,048	50
19	PUNJAB	88,000	36,665	7,594	21
20	RAJASTHAN	4,12,000	1,71,665	1,28,679	75
21	SIKKIM	2,200	915	912	100
22	TAMIL NADU	9,00,000	3,75,000	2,84,978	76
23	TRIPURA	22,000	9,165	1,997	22
24	UTTARAKHAND	7,000	2,915	1,869	64
25	UTTAR PRADESH	2,57,000	1,07,080	71,073	66
26	WEST BENGAL	1,10,000	45,830	1,343	3
27	CHANDIGARH	700	290	351	121
Grand Total		47,74,200	19,89,200	12,74,732	64

Very Good:(90% or above of targets)

GUJARAT, JAMMU AND KASHMIR, JHARKHAND, KERALA, SIKKIM, CHANDIGARH

Poor:(Below 80% of targets)

ANDHRA PRADESH, ASSAM, BIHAR, CHHATISGARH, DELHI, GOA, HARYANA, HIMACHAL PRADESH, KARNATAKA, MADHYA PRADESH, MAHARASHTRA, MANIPUR, ORISSA, PUDUCHERRY, PUNJAB, RAJASTHAN, TAMIL NADU, TRIPURA, UTTARAKHAND, UTTAR PRADESH, WEST BENGAL

* Since the target for 2008-09 have not been received from the concerned Nodal Ministry, the target for the year 2007-08 has been repeated .

Table - 13

ST Families Assisted
(Unit: Number)

Sl. No.	State/UT Name	Target		Achievement	Percent
		2008-2009	April,2008- August,2008	April,2008- August,2008	Achievement April,2008- August,2008
(1)	(2)	(3)	(4)	(5)	(5)/(4)
1	ANDHRA PRADESH	-	-	1,11,548	-
2	ARUNACHAL PRADESH	-	-	0	-
3	ASSAM	-	-	4	-
4	BIHAR	-	-	255	-
5	CHHATISGARH	-	-	46,346	-
6	DELHI	-	-	0	-
7	GOA	-	-	401	-
8	GUJARAT	-	-	60,985	-
9	HARYANA	-	-	0	-
10	HIMACHAL PRADESH	-	-	4,219	-
11	JAMMU AND KASHMIR	-	-	3,118	-
12	JHARKHAND	-	-	8,26,408	-
13	KARNATAKA	-	-	5,021	-
14	KERALA	-	-	90	-
15	MADHYA PRADESH	-	-	27,135	-
16	MAHARASHTRA	-	-	2,00,000	-
17	MANIPUR	-	-	0	-
18	MEGHALAYA	-	-	0	-
19	MIZORAM	-	-	0	-
20	NAGALAND	-	-	0	-
21	ORISSA	-	-	29,038	-
22	PUDUCHERRY	-	-	0	-
23	PUNJAB	-	-	0	-
24	RAJASTHAN	-	-	23,374	-
25	SIKKIM	-	-	1,518	-
26	TAMIL NADU	-	-	9,843	-
27	TRIPURA	-	-	66	-
28	UTTARAKHAND	-	-	501	-
29	UTTAR PRADESH	-	-	291	-
30	WEST BENGAL	-	-	1,601	-
31	ANDAMAN AND NICOBAR ISLANDS	-	-	196	-
32	CHANDIGARH	-	-	0	-
33	DADRA AND NAGAR HAVELI	-	-	0	-
34	DAMAN AND DIU	-	-	0	-
35	LAKSHADWEEP	-	-	0	-
<i>Grand Total</i>		-	-	13,51,958	-

Universalization of ICDS Scheme

ICDS Blocks Operational (Cumulative)

% Achievement of Target
During April- August, 2008

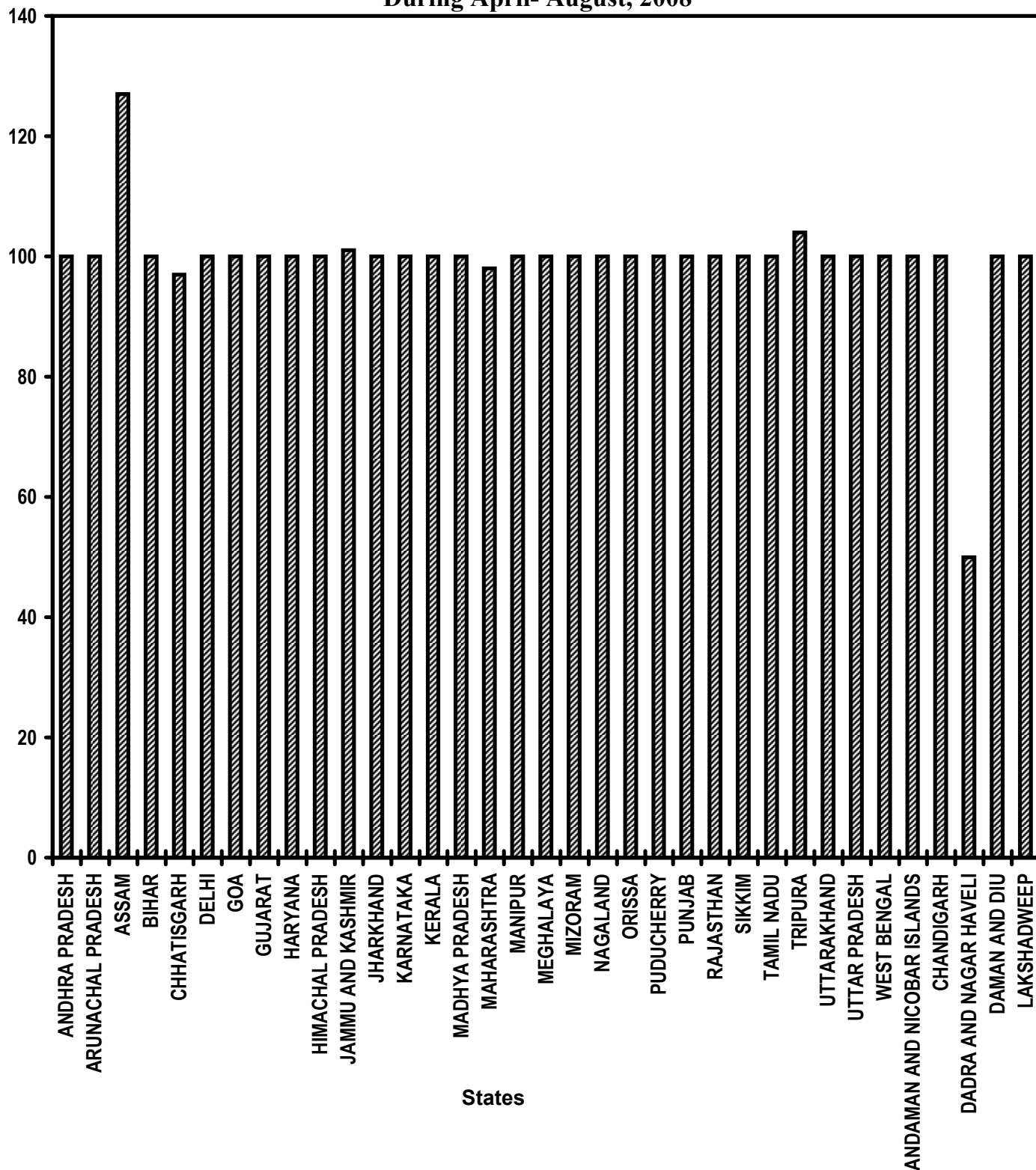


Table - 14

Universalization of ICDS Scheme
ICDS Blocks Operational (Cumulative)
(Unit: Number)

Sl. No.	State/UT Name	Target		Achievement	Percent Achievement
		2008-2009	April,2008- August,2008	April,2008- August,2008	April,2008- August,2008
(1)	(2)	(3)	(4)	(5)	(5)/(4)
1	ANDHRA PRADESH	385	385	385	100
2	ARUNACHAL PRADESH	85	85	85	100
3	ASSAM	223	223	284	127
4	BIHAR	545	545	544	100
5	CHHATISGARH	163	163	158	97
6	DELHI	50	50	50	100
7	GOA	11	11	11	100
8	GUJARAT	260	260	260	100
9	HARYANA	137	137	137	100
10	HIMACHAL PRADESH	76	76	76	100
11	JAMMU AND KASHMIR	140	140	141	101
12	JHARKHAND	204	204	204	100
13	KARNATAKA	185	185	185	100
14	KERALA	163	163	163	100
15	MADHYA PRADESH	367	367	367	100
16	MAHARASHTRA	451	451	444	98
17	MANIPUR	38	38	38	100
18	MEGHALAYA	41	41	41	100
19	MIZORAM	23	23	23	100
20	NAGALAND	56	56	56	100
21	ORISSA	326	326	326	100
22	PUDUCHERRY	5	5	5	100
23	PUNJAB	148	148	148	100
24	RAJASTHAN	278	278	278	100
25	SIKKIM	11	11	11	100
26	TAMIL NADU	434	434	434	100
27	TRIPURA	54	54	56	104
28	UTTARAKHAND	99	99	99	100
29	UTTAR PRADESH	897	897	899	100
30	WEST BENGAL	416	416	414	100
31	ANDAMAN AND NICOBAR ISLANDS	5	5	5	100
32	CHANDIGARH	3	3	3	100
33	DADRA AND NAGAR HAVELI	2	2	1	50
34	DAMAN AND DIU	2	2	2	100
35	LAKSHADWEEP	1	1	1	100
Grand Total		6,284	6,284	6,334	101

Very Good:(90% or above of targets)

ANDHRA PRADESH, ARUNACHAL PRADESH, ASSAM, BIHAR, CHHATISGARH, DELHI, GOA, GUJARAT, HARYANA, HIMACHAL PRADESH, JAMMU AND KASHMIR, JHARKHAND, KARNATAKA, KERALA, MADHYA PRADESH, MAHARASHTRA, MANIPUR, MEGHALAYA, MIZORAM, NAGALAND, ORISSA, PUDUCHERRY, PUNJAB, RAJASTHAN, SIKKIM, TAMIL NADU, TRIPURA, UTTARAKHAND, UTTAR PRADESH, WEST BENGAL, ANDAMAN AND NICOBAR ISLANDS, CHANDIGARH, DAMAN AND DIU, LAKSHADWEEP

Poor:(Below 80% of targets)

DADRA AND NAGAR HAVELI

Functional Anganwadis

(Cumulative)

% Achievement of Target
During April- August, 2008

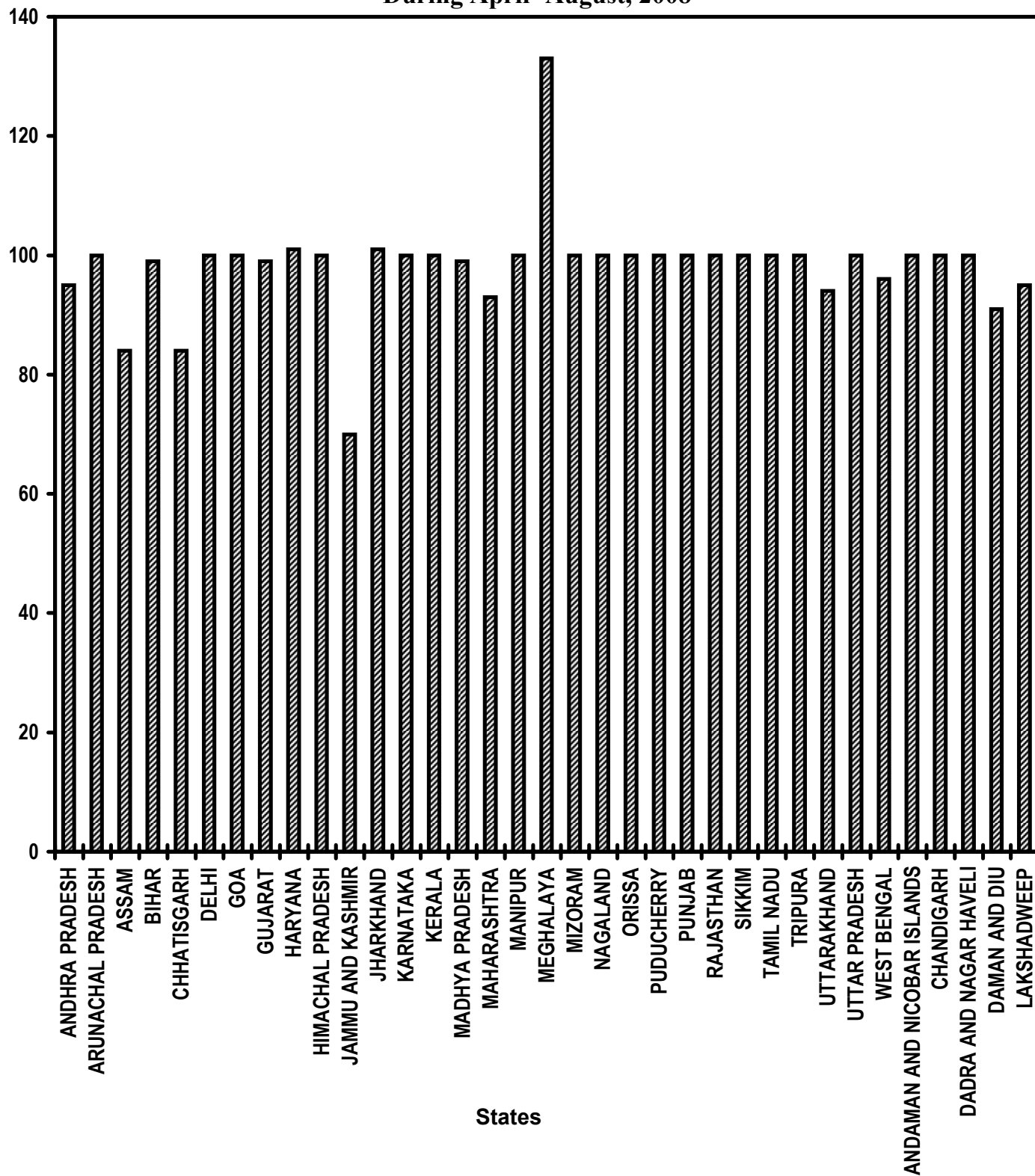


Table - 15

Functional Anganwadis
Anganwadis Functional (Cumulative)
(Unit: Number)

Sl. No.	State/UT Name	Target		Achievement	Percent Achievement
		2008-2009	April,2008- August,2008	April,2008- August,2008	April,2008- August,2008
(1)	(2)	(3)	(4)	(5)	(5)/(4)
1	ANDHRA PRADESH	73,944	73,944	70,228	95
2	ARUNACHAL PRADESH	4,277	4,277	4,277	100
3	ASSAM	37,082	37,082	31,230	84
4	BIHAR	81,088	81,088	80,211	99
5	CHHATISGARH	34,937	34,937	29,401	84
6	DELHI	6,106	6,106	6,106	100
7	GOA	1,112	1,112	1,112	100
8	GUJARAT	44,179	44,179	43,585	99
9	HARYANA	17,192	17,192	17,444	101
10	HIMACHAL PRADESH	18,248	18,248	18,248	100
11	JAMMU AND KASHMIR	25,483	25,483	17,920	70
12	JHARKHAND	32,097	32,097	32,343	101
13	KARNATAKA	54,260	54,260	54,247	100
14	KERALA	32,115	32,115	32,200	100
15	MADHYA PRADESH	69,238	69,238	68,693	99
16	MAHARASHTRA	84,867	84,867	78,952	93
17	MANIPUR	7,621	7,621	7,639	100
18	MEGHALAYA	3,388	3,388	4,499	133
19	MIZORAM	1,682	1,682	1,682	100
20	NAGALAND	3,194	3,194	3,194	100
21	ORISSA	41,697	41,697	41,697	100
22	PUDUCHERRY	688	688	688	100
23	PUNJAB	20,169	20,169	20,169	100
24	RAJASTHAN	48,372	48,372	48,342	100
25	SIKKIM	988	988	988	100
26	TAMIL NADU	47,265	47,265	47,265	100
27	TRIPURA	7,351	7,351	7,355	100
28	UTTARAKHAND	9,664	9,664	9,122	94
29	UTTAR PRADESH	1,50,727	1,50,727	1,50,753	100
30	WEST BENGAL	92,152	92,152	88,456	96
31	ANDAMAN AND NICOBAR ISLANDS	672	672	672	100
32	CHANDIGARH	370	370	370	100
33	DADRA AND NAGAR HAVELI	219	219	219	100
34	DAMAN AND DIU	107	107	97	91
35	LAKSHADWEEP	87	87	83	95
Grand Total		10,52,638	10,52,638	10,19,487	97

Very Good:(90% or above of targets)

ANDHRA PRADESH, ARUNACHAL PRADESH, BIHAR, DELHI, GOA, GUJARAT, HARYANA, HIMACHAL PRADESH, JHARKHAND, KARNATAKA, KERALA, MADHYA PRADESH, MAHARASHTRA, MANIPUR, MEGHALAYA, MIZORAM, NAGALAND, ORISSA, PUDUCHERRY, PUNJAB, RAJASTHAN, SIKKIM, TAMIL NADU, TRIPURA, UTTARAKHAND, UTTAR PRADESH, WEST BENGAL, ANDAMAN AND NICOBAR ISLANDS, CHANDIGARH, DADRA AND NAGAR HAVELI, DAMAN AND DIU, LAKSHADWEEP

Good:(Between 80% to 90% targets)

ASSAM, CHHATISGARH

Poor:(Below 80% of targets)

JAMMU AND KASHMIR

Table - 16

**No. of Urban poor families assisted under Seven Point Charter
Poor Families Assisted
(Unit: Number)**

Sl. No.	State/UT Name	Target		Achievement	Percent
		2008-2009	April,2008- August,2008	April,2008- August,2008	Achievement April,2008- August,2008
(1)	(2)	(3)	(4)	(5)	(5)/(4)
1	ASSAM	250	100	0	0
2	CHHATISGARH	5,000	2,080	5,000	240
3	GUJARAT	4,000	1,665	2,000	120
4	MEGHALAYA	875	365	0	0
5	SIKKIM	1,200	500	323	65
6	TAMIL NADU	20,000	8,330	2,700	32
<i>Grand Total</i>		31,325	13,040	10,023	77

Very Good:(90% or above of targets)

CHHATISGARH, GUJARAT

Poor:(Below 80% of targets)

ASSAM, MEGHALAYA, SIKKIM, TAMIL NADU

Afforestation (Public and Forest Lands)

Area Covered under Plantation

% Achievement of Target
During April-August, 2008

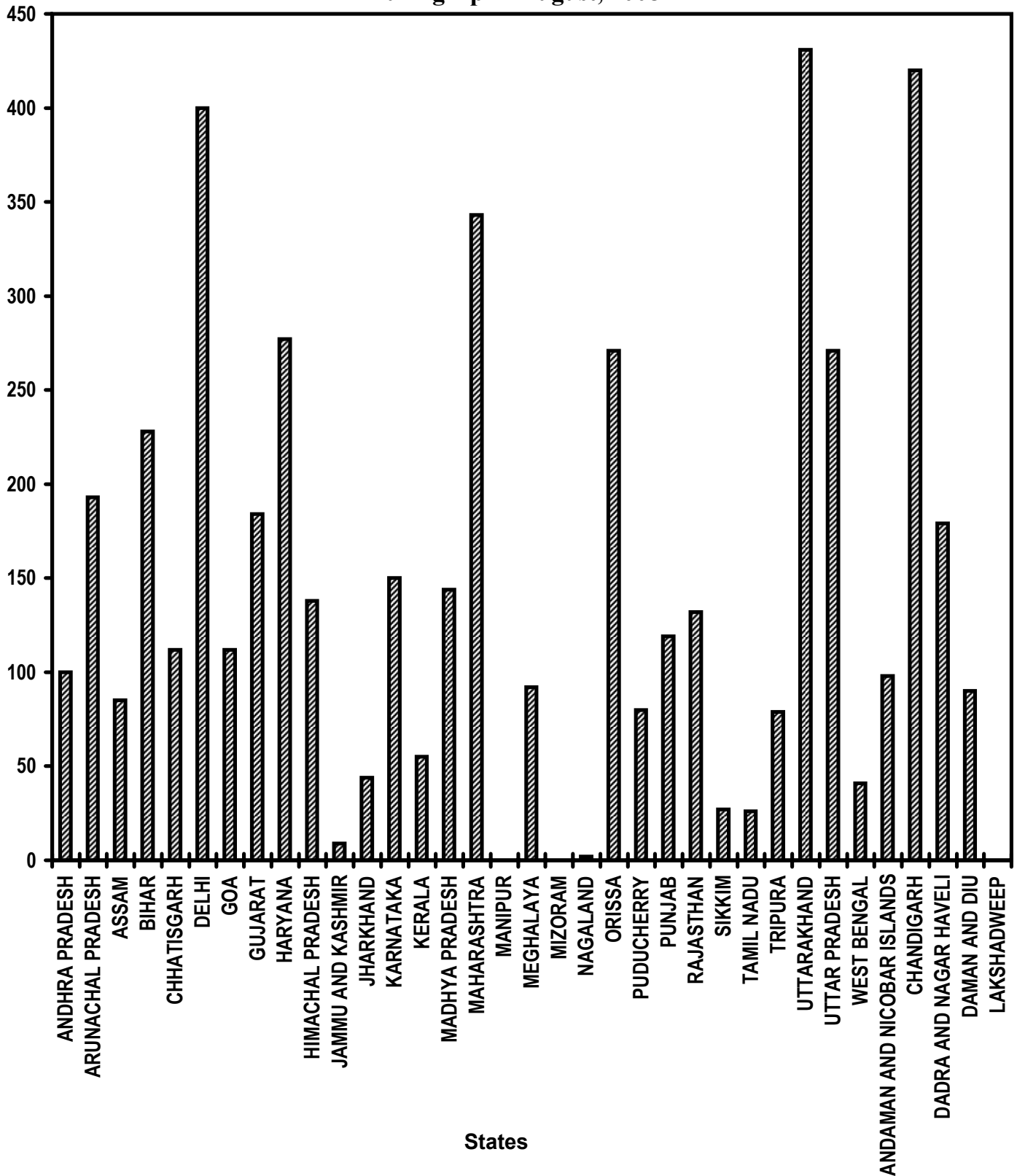


Table - 17(A)

**Afforestation (Public and Forest Lands)
Area Covered under Plantation
(Unit: Hectares)**

Sl. No.	State/UT Name	Target		Achievement	Percent
		2008-2009	April,2008- August,2008	April,2008- August,2008	Achievement April,2008- August,2008
(1)	(2)	(3)	(4)	(5)	(5)/(4)
1	ANDHRA PRADESH	3,00,000	1,25,000	1,24,919	100
2	ARUNACHAL PRADESH	10,000	4,165	8,028	193
3	ASSAM	18,000	7,500	6,390	85
4	BIHAR	20,000	8,330	19,030	228
5	CHHATISGARH	1,20,000	50,000	55,816	112
6	DELHI	20	5	20	400
7	GOA	1,000	415	465	112
8	GUJARAT	1,10,000	45,830	84,349	184
9	HARYANA	18,000	7,500	20,794	277
10	HIMACHAL PRADESH	20,000	8,330	11,460	138
11	JAMMU AND KASHMIR	25,000	10,415	938	9
12	JHARKHAND	1,00,000	41,665	18,448	44
13	KARNATAKA	1,00,000	41,665	62,502	150
14	KERALA	15,000	6,250	3,410	55
15	MADHYA PRADESH	2,55,000	1,06,250	1,52,610	144
16	MAHARASHTRA	1,10,000	45,830	1,57,059	343
17	MANIPUR	10,000	4,165	0	0
18	MEGHALAYA	6,200	2,580	2,363	92
19	MIZORAM	10,000	4,165	0	0
20	NAGALAND	26,500	11,040	173	2
21	ORISSA	80,000	33,330	90,399	271
22	PUDUCHERRY	50	20	16	80
23	PUNJAB	15,000	6,250	7,452	119
24	RAJASTHAN	40,000	16,665	22,008	132
25	SIKKIM	12,000	5,000	1,358	27
26	TAMIL NADU	1,45,000	60,415	15,992	26
27	TRIPURA	16,000	6,665	5,271	79
28	UTTARAKHAND	60,000	25,000	1,07,832	431
29	UTTAR PRADESH	55,000	22,915	61,989	271
30	WEST BENGAL	72,000	30,000	12,303	41
31	ANDAMAN AND NICOBAR ISLANDS	1,200	500	492	98
32	CHANDIGARH	150	60	252	420
33	DADRA AND NAGAR HAVELI	250	100	179	179
34	DAMAN AND DIU	30	10	9	90
35	LAKSHADWEEP	20	5	0	0
Grand Total		17,71,420	7,38,035	10,54,326	143

Very Good:(90% or above of targets)

ANDHRA PRADESH, ARUNACHAL PRADESH, BIHAR, CHHATISGARH, DELHI, GOA, GUJARAT, HARYANA, HIMACHAL PRADESH, KARNATAKA, MADHYA PRADESH, MAHARASHTRA, MEGHALAYA, ORISSA, PUNJAB, RAJASTHAN, UTTARAKHAND, UTTAR PRADESH, ANDAMAN AND NICOBAR ISLANDS, CHANDIGARH, DADRA AND NAGAR HAVELI, DAMAN AND DIU

Good:(Between 80% to 90% targets)

ASSAM, PUDUCHERRY

Poor:(Below 80% of targets)

JAMMU AND KASHMIR, JHARKHAND, KERALA, MANIPUR, MIZORAM, NAGALAND, SIKKIM, TAMIL NADU, TRIPURA, WEST BENGAL, LAKSHADWEEP

Afforestation (Public and Forest Lands)

Seedlings planted
% Achievement of Target
During April- August, 2008

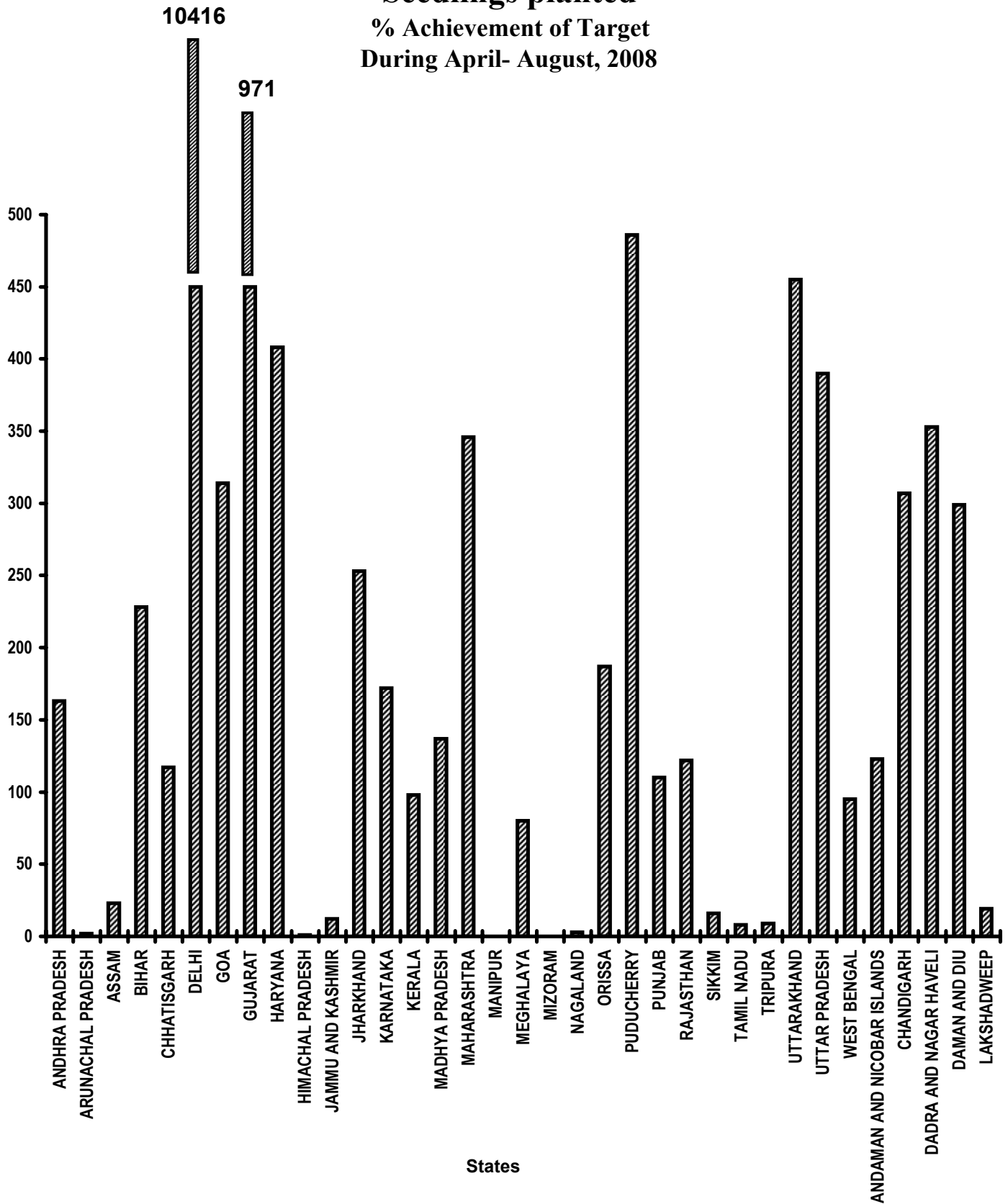


Table - 17(B)

**Afforestation (Public and Forest Lands)
Seedlings planted
(Unit: Number)**

Sl. No.	State/UT Name	Target		Achievement	Percent
		2008-2009	April,2008- August,2008	April,2008- August,2008	Achievement April,2008- August,2008
(1)	(2)	(3)	(4)	(5)	(5)/(4)
1	ANDHRA PRADESH	19,50,00,000	8,12,50,000	13,23,39,287	163
2	ARUNACHAL PRADESH	65,00,000	27,08,330	63,695	2
3	ASSAM	1,17,00,000	48,75,000	11,00,000	23
4	BIHAR	1,30,00,000	54,16,665	1,23,74,000	228
5	CHHATISGARH	7,80,00,000	3,25,00,000	3,79,00,000	117
6	DELHI	13,000	5,415	5,64,000	10,416
7	GOA	6,50,000	2,70,830	8,50,000	314
8	GUJARAT	7,15,00,000	2,97,91,665	28,94,00,000	971
9	HARYANA	1,17,00,000	48,75,000	1,98,70,000	408
10	HIMACHAL PRADESH	1,30,00,000	54,16,665	74,000	1
11	JAMMU AND KASHMIR	1,62,50,000	67,70,830	7,82,000	12
12	JHARKHAND	6,50,00,000	2,70,83,330	6,84,71,757	253
13	KARNATAKA	6,50,00,000	2,70,83,330	4,66,90,600	172
14	KERALA	97,50,000	40,62,500	39,79,992	98
15	MADHYA PRADESH	16,57,50,000	6,90,62,500	9,43,14,044	137
16	MAHARASHTRA	7,15,00,000	2,97,91,665	10,31,23,900	346
17	MANIPUR	65,00,000	27,08,330	0	0
18	MEGHALAYA	40,30,000	16,79,165	13,48,671	80
19	MIZORAM	65,00,000	27,08,330	0	0
20	NAGALAND	1,72,25,000	71,77,080	2,00,000	3
21	ORISSA	5,20,00,000	2,16,66,665	4,05,80,900	187
22	PUDUCHERRY	33,000	13,750	66,810	486
23	PUNJAB	97,50,000	40,62,500	44,76,000	110
24	RAJASTHAN	2,60,00,000	1,08,33,330	1,31,98,000	122
25	SIKKIM	78,00,000	32,50,000	5,17,910	16
26	TAMIL NADU	9,42,50,000	3,92,70,830	32,19,300	8
27	TRIPURA	1,04,00,000	43,33,330	4,06,000	9
28	UTTARAKHAND	3,90,00,000	1,62,50,000	7,38,79,000	455
29	UTTAR PRADESH	3,57,50,000	1,48,95,830	5,80,97,152	390
30	WEST BENGAL	4,68,00,000	1,95,00,000	1,85,00,000	95
31	ANDAMAN AND NICOBAR ISLANDS	7,80,000	3,25,000	3,98,873	123
32	CHANDIGARH	98,000	40,830	1,25,203	307
33	DADRA AND NAGAR HAVELI	1,63,000	67,915	2,40,000	353
34	DAMAN AND DIU	20,000	8,330	24,874	299
35	LAKSHADWEEP	13,000	5,415	1,040	19
Grand Total		1,15,14,25,000	47,97,60,355	1,02,71,77,008	214

Very Good:(90% or above of targets)

ANDHRA PRADESH, BIHAR, CHHATISGARH, DELHI, GOA, GUJARAT, HARYANA, JHARKHAND, KARNATAKA, KERALA, MADHYA PRADESH, MAHARASHTRA, ORISSA, PUDUCHERRY, PUNJAB, RAJASTHAN, UTTARAKHAND, UTTAR PRADESH, WEST BENGAL, ANDAMAN AND NICOBAR ISLANDS, CHANDIGARH, DADRA AND NAGAR HAVELI, DAMAN AND DIU

Good:(Between 80% to 90% targets)

MEGHALAYA

Poor:(Below 80% of targets)

ARUNACHAL PRADESH, ASSAM, HIMACHAL PRADESH, JAMMU AND KASHMIR, MANIPUR, MIZORAM, NAGALAND, SIKKIM, TAMIL NADU, TRIPURA, LAKSHADWEEP

Rural Roads - PMGSY

Length of Road Constructed

% Achievement of Target

During April- August, 2008

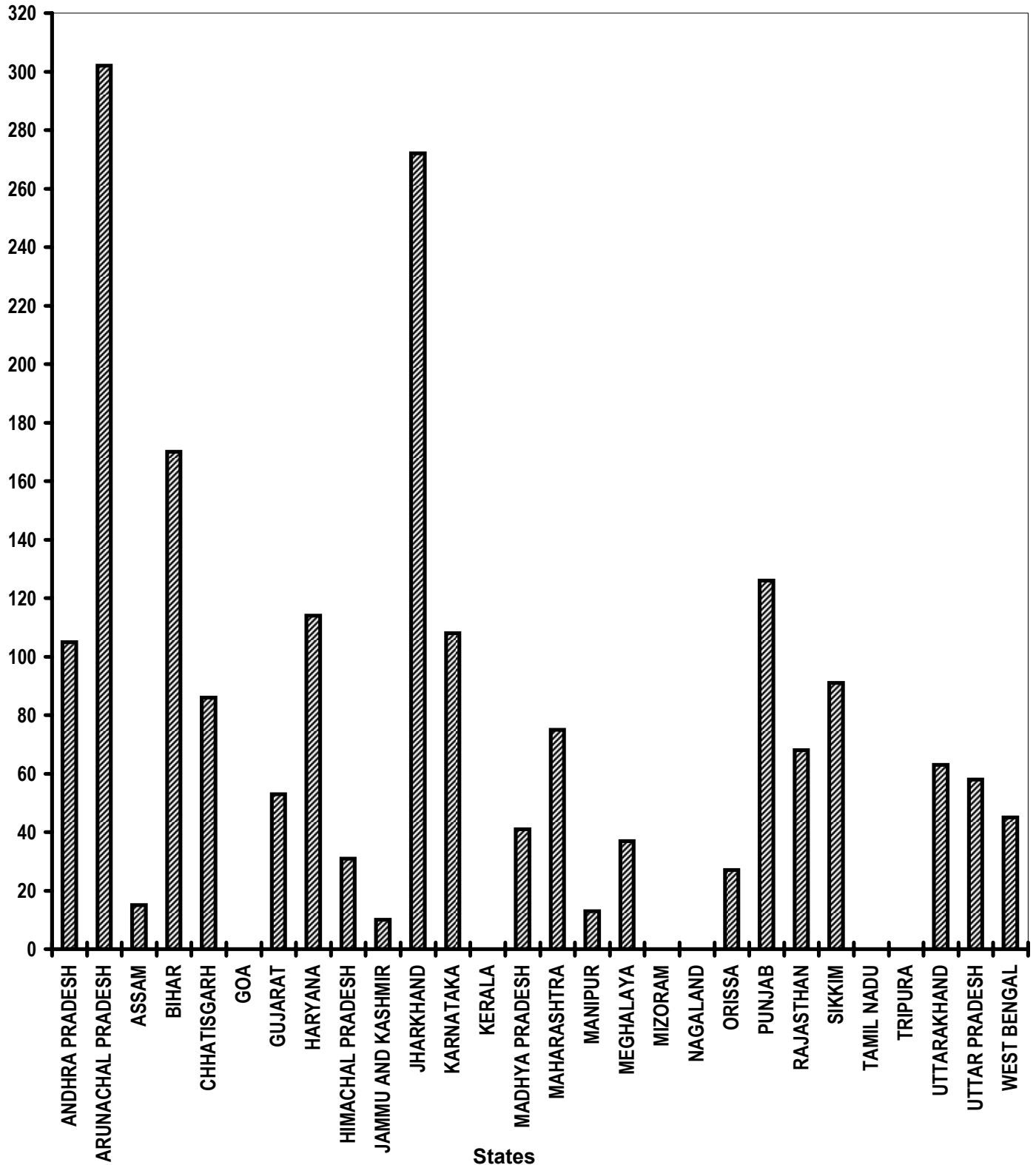


Table - 18

Rural Roads - PMGSY
Length of Road Constructed
(Unit: Kilometer)

Sl. No.	State/UT Name	Target		Achievement	Percent
		2008-2009	April,2008- August,2008	April,2008- August,2008	Achievement April,2008- August,2008
(1)	(2)	(3)	(4)	(5)	(5)/(4)
1	ANDHRA PRADESH	2,500	1,000	1,049	105
2	ARUNACHAL PRADESH	290	115	347	302
3	ASSAM	2,730	1,090	161	15
4	BIHAR	6,600	2,637	4,470	170
5	CHHATISGARH	4,250	1,697	1,466	86
6	GOA	5	-	0	-
7	GUJARAT	1,000	400	210	52
8	HARYANA	750	299	342	114
9	HIMACHAL PRADESH	1,660	663	203	31
10	JAMMU AND KASHMIR	1,550	618	62	10
11	JHARKHAND	1,200	479	1,302	272
12	KARNATAKA	1,820	727	783	108
13	KERALA	480	192	0	0
14	MADHYA PRADESH	7,000	2,800	1,140	41
15	MAHARASHTRA	4,000	1,600	1,194	75
16	MANIPUR	900	360	45	12
17	MEGHALAYA	150	59	22	37
18	MIZORAM	280	112	0	0
19	NAGALAND	430	171	0	0
20	ORISSA	6,000	2,400	651	27
21	PUNJAB	875	350	440	126
22	RAJASTHAN	8,200	3,274	2,214	68
23	SIKKIM	280	112	102	91
24	TAMIL NADU	320	128	0	0
25	TRIPURA	750	299	0	0
26	UTTARAKHAND	750	299	189	63
27	UTTAR PRADESH	7,610	3,043	1,780	58
28	WEST BENGAL	2,060	823	373	45
Grand Total		64,440	25,747	18,545	72

Very Good:(90% or above of targets)

ANDHRA PRADESH, ARUNACHAL PRADESH, BIHAR, HARYANA, JHARKHAND, KARNATAKA, PUNJAB, SIKKIM

Good:(Between 80% to 90% targets)

CHHATISGARH

Poor:(Below 80% of targets)

ASSAM, GUJARAT, HIMACHAL PRADESH, JAMMU AND KASHMIR, KERALA, MADHYA PRADESH, MAHARASHTRA, MANIPUR, MEGHALAYA, MIZORAM, NAGALAND, ORISSA, RAJASTHAN, TAMIL NADU, TRIPURA, UTTARAKHAND, UTTAR PRADESH, WEST BENGAL

Rajiv Gandhi Grameen Vidyutikaran Yojana

Villages electrified
% Achievement of Target
During April- August, 2008

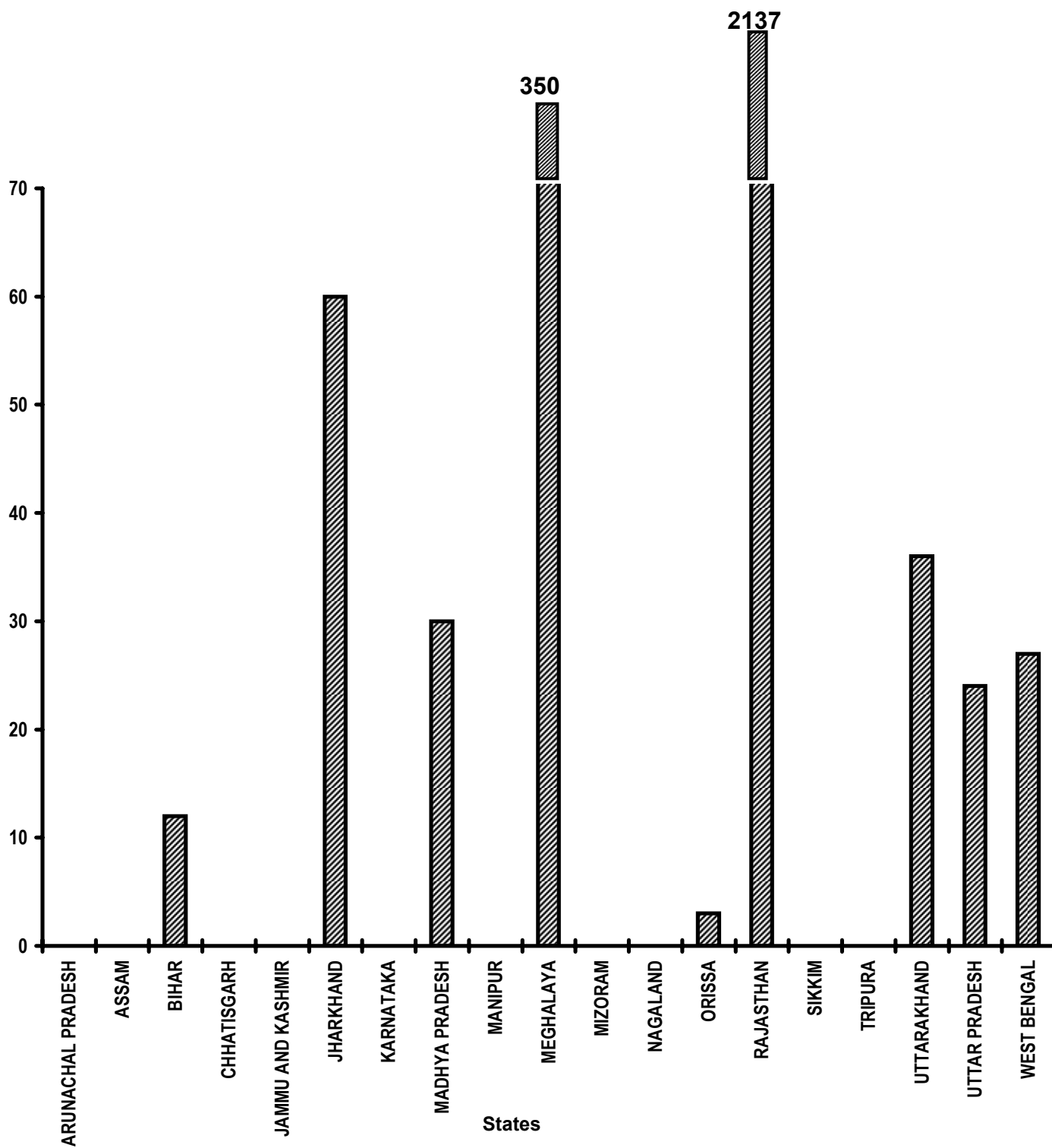


Table - 19

Rajiv Gandhi Grameen Vidyutikaran Yojana
Villages electrified
(Unit: Number)

Sl. No.	State/UT Name	Target		Achievement April,2008-August,2008	Percent Achievement April,2008-August,2008
		2008-2009	April,2008-August,2008		
(1)	(2)	(3)	(4)	(5)	(5)/(4)
1	ARUNACHAL PRADESH	20	6	0	0
2	ASSAM	780	325	0	0
3	BIHAR	5,199	2,165	265	12
4	CHHATISGARH	100	40	0	0
5	JAMMU AND KASHMIR	60	25	0	0
6	JHARKHAND	7,631	3,175	1,907	60
7	KARNATAKA	34	13	0	0
8	MADHYA PRADESH	100	40	12	30
9	MANIPUR	20	6	0	0
10	MEGHALAYA	20	6	21	350
11	MIZORAM	20	6	0	0
12	NAGALAND	5	-	0	-
13	ORISSA	2,160	900	28	3
14	RAJASTHAN	280	115	2,458	2,137
15	SIKKIM	10	3	0	0
16	TRIPURA	20	6	0	0
17	UTTARAKHAND	198	80	29	36
18	UTTAR PRADESH	1,600	665	159	24
19	WEST BENGAL	743	309	82	27
<i>Grand Total</i>		19,000	7,885	4,961	63

Very Good:(90% or above of targets)

MEGHALAYA, RAJASTHAN

Poor:(Below 80% of targets)

ARUNACHAL PRADESH, ASSAM, BIHAR, CHHATISGARH, JAMMU AND KASHMIR, JHARKHAND, KARNATAKA, MADHYA PRADESH, MANIPUR, MIZORAM, ORISSA, SIKKIM, TRIPURA, UTTARAKHAND, UTTAR PRADESH, WEST BENGAL

Energising pump sets

Pumps sets energized

% Achievement of Target
During April- August, 2008

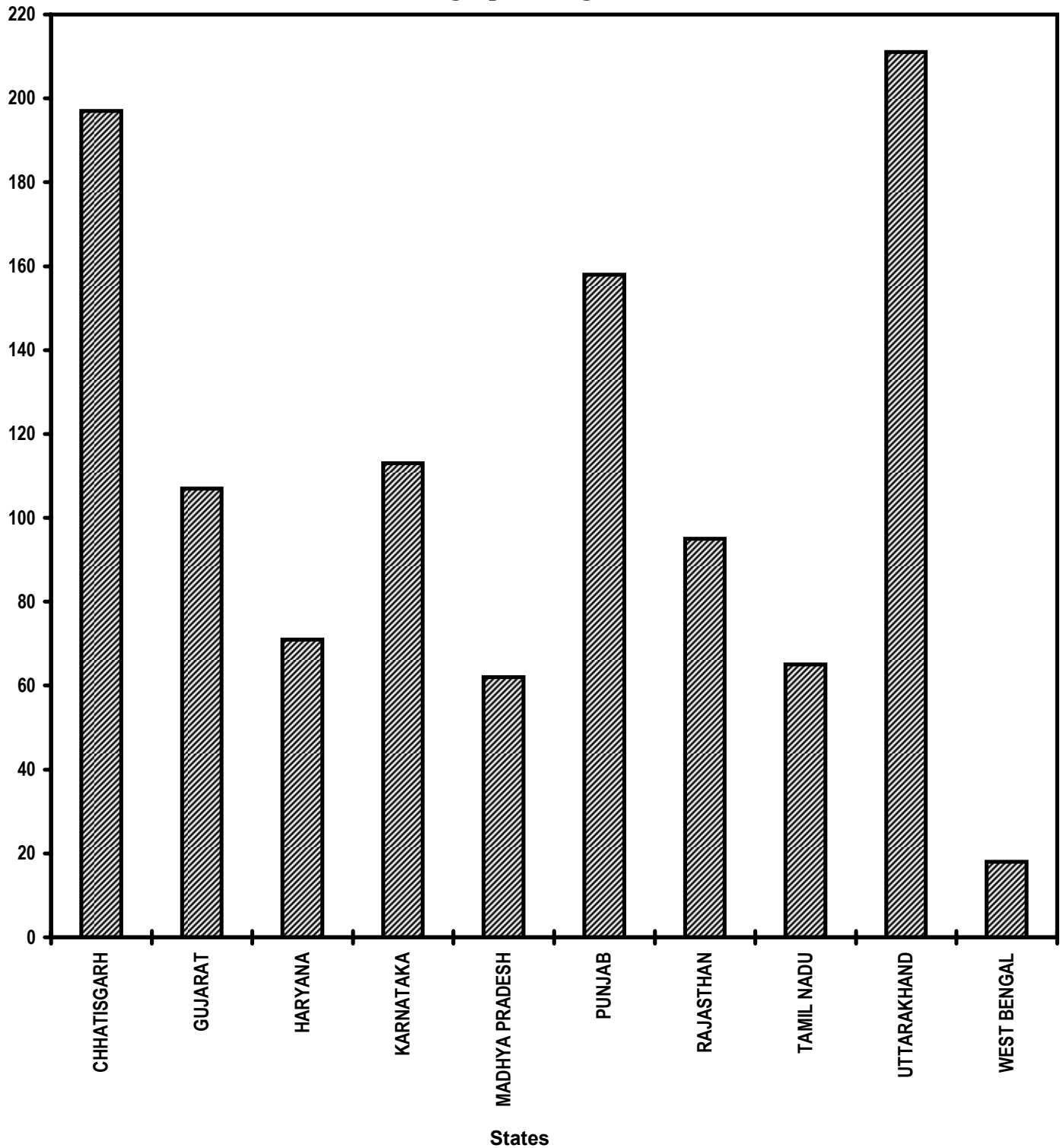


Table - 20

**Energising pump sets
Pumps sets energized
(Unit: Number)**

Sl. No.	State/UT Name	Target		Achievement	Percent Achievement
		2008-2009	April,2008- August,2008	April,2008- August,2008	April,2008- August,2008
(1)	(2)	(3)	(4)	(5)	(5)/(4)
1	CHHATISGARH	10,000	4,165	8,217	197
2	GUJARAT	14,450	6,020	6,466	107
3	HARYANA	15,000	6,250	4,465	71
4	KARNATAKA	17,000	7,080	7,990	113
5	MADHYA PRADESH	7,798	3,248	2,005	62
6	PUNJAB	60,000	25,000	39,462	158
7	RAJASTHAN	45,000	18,750	17,783	95
8	TAMIL NADU	40,000	16,665	10,889	65
9	UTTARAKHAND	350	145	306	211
10	WEST BENGAL	2,037	847	149	18
Grand Total		2,11,635	88,170	97,732	111

Very Good:(90% or above of targets)

CHHATISGARH, GUJARAT, KARNATAKA, PUNJAB, RAJASTHAN, UTTARAKHAND

Poor:(Below 80% of targets)

HARYANA, MADHYA PRADESH, TAMIL NADU, WEST BENGAL

Supply of Electricity

Electricity supplied

% Achievement of Target

During April- August, 2008

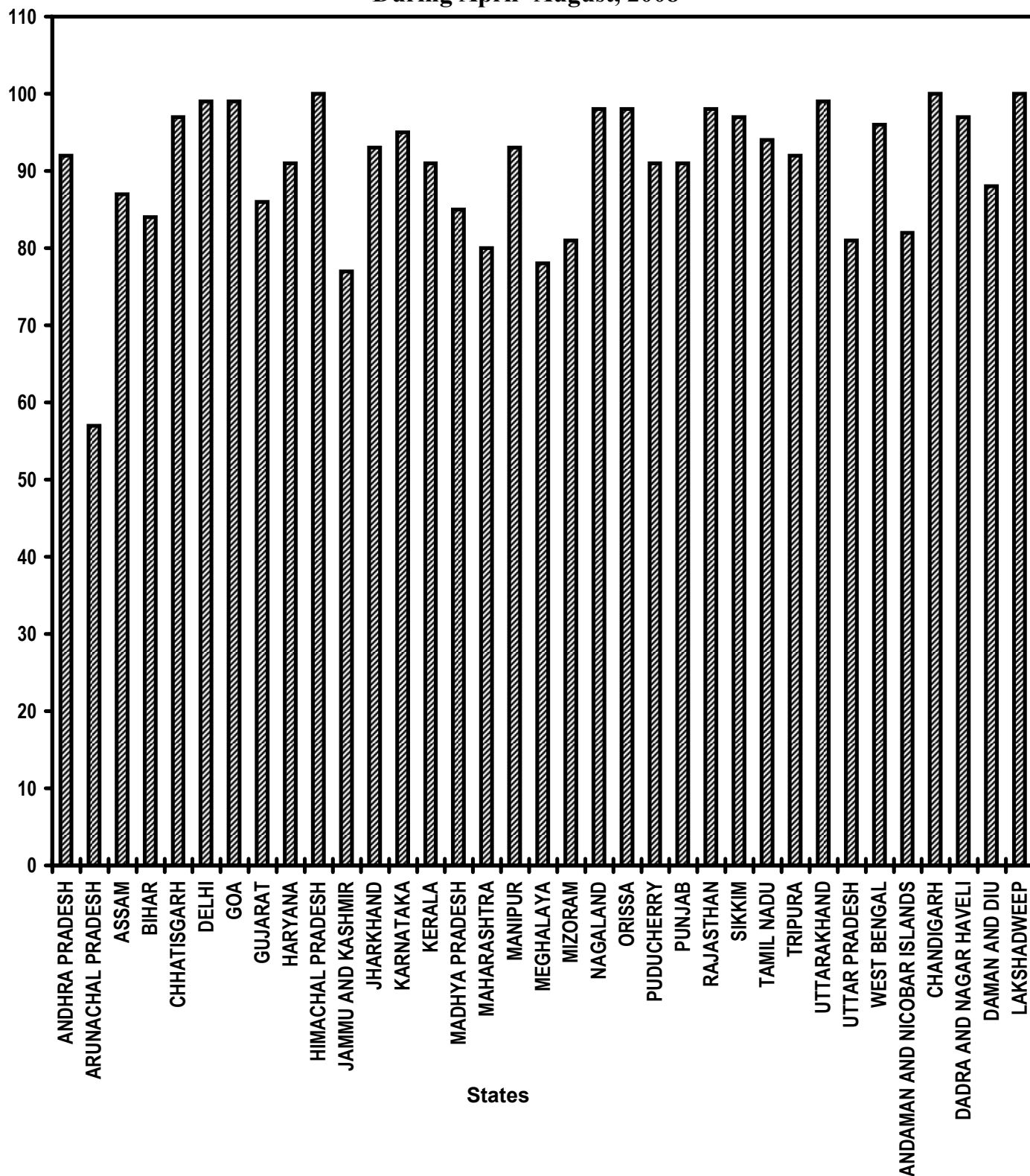


Table - 21

Supply of Electricity

Sl. No.	State/UT Name	Electricity demanded (Million Units) April,2008- August,2008	Electricity supplied (Million Units) April,2008- August,2008	Shortage observed (Million Units) April,2008- August,2008	Percentage of Electricity Supplied
(1)	(2)	(3)	(4)	(5)	(6)
1	ANDHRA PRADESH	28,744	26,511	2,233	92
2	ARUNACHAL PRADESH	208	119	89	57
3	ASSAM	2,241	1,960	281	87
4	BIHAR	4,471	3,740	731	84
5	CHHATISGARH	6,484	6,295	189	97
6	DELHI	10,766	10,711	55	99
7	GOA	1,169	1,153	16	99
8	GUJARAT	28,267	24,446	3,821	86
9	HARYANA	12,541	11,360	1,181	91
10	HIMACHAL PRADESH	2,597	2,592	5	100
11	JAMMU AND KASHMIR	4,236	3,275	961	77
12	JHARKHAND	2,150	1,992	158	93
13	KARNATAKA	17,392	16,524	868	95
14	KERALA	7,194	6,512	682	91
15	MADHYA PRADESH	14,564	12,412	2,152	85
16	MAHARASHTRA	49,810	39,694	10,116	80
17	MANIPUR	218	202	16	93
18	MEGHALAYA	765	595	170	78
19	MIZORAM	135	110	25	81
20	NAGALAND	166	162	4	98
21	ORISSA	8,483	8,345	138	98
22	PUDUCHERRY	866	785	81	91
23	PUNJAB	19,561	17,844	1,717	91
24	RAJASTHAN	14,069	13,841	228	98
25	SIKKIM	118	114	4	97
26	TAMIL NADU	30,812	28,962	1,850	94
27	TRIPURA	342	314	28	92
28	UTTARAKHAND	3,256	3,237	19	99
29	UTTAR PRADESH	27,620	22,321	5,299	81
30	WEST BENGAL	13,658	13,107	551	96
31	ANDAMAN AND NICOBAR ISLANDS	96	79	17	82
32	CHANDIGARH	688	688	0	100
33	DADRA AND NAGAR HAVELI	1,512	1,470	42	97
34	DAMAN AND DIU	766	674	92	88
35	LAKSHADWEEP	10	10	0	100
Grand Total		3,15,975	2,82,156	33,819	89

Very Good:(90% or above of targets)

ANDHRA PRADESH, CHHATISGARH, DELHI, GOA, HARYANA, HIMACHAL PRADESH, JHARKHAND, KARNATAKA, KERALA, MANIPUR, NAGALAND, ORISSA, PUDUCHERRY, PUNJAB, RAJASTHAN, SIKKIM, TAMIL NADU, TRIPURA, UTTARAKHAND, WEST BENGAL, CHANDIGARH, DADRA AND NAGAR HAVELI, LAKSHADWEEP

Good:(Between 80% to 90% targets)

ASSAM, BIHAR, GUJARAT, MADHYA PRADESH, MAHARASHTRA, MIZORAM, UTTAR PRADESH, ANDAMAN AND NICOBAR ISLANDS, DAMAN AND DIU

Poor:(Below 80% of targets)

ARUNACHAL PRADESH, JAMMU AND KASHMIR, MEGHALAYA

Swaranjayanti Gram Swarojgar Yojana

Sl. No.	State/UT Name	Individual SC Swarozgaries Assisted (Number) April,2008-August,2008	Individual ST Swarozgaries Assisted (Number) April,2008-August,2008	Individual Women Swarozgaries Assisted (Number) April,2008-August,2008	Individual Disabled Swarozgaries Assisted (Number) April,2008-August,2008
(1)	(2)	(3)	(4)	(5)	(6)
1	ANDHRA PRADESH	5,850	1,272	10,902	1,343
2	ARUNACHAL PRADESH	0	0	0	0
3	ASSAM	44	27	78	13
4	BIHAR	211	5	113	25
5	CHHATISGARH	369	1,359	391	96
6	GOA	5	2	14	1
7	GUJARAT	3,514	0	2,111	78
8	HARYANA	286	0	545	22
9	HIMACHAL PRADESH	746	102	1,429	23
10	JAMMU AND KASHMIR	126	90	221	1
11	JHARKHAND	1,857	2,286	1,880	442
12	KARNATAKA	3,989	1,643	11,283	203
13	KERALA	788	40	453	73
14	MADHYA PRADESH	1,854	2,111	3,208	167
15	MAHARASHTRA	723	475	801	120
16	MANIPUR	0	0	0	0
17	MEGHALAYA	0	172	50	0
18	MIZORAM	0	0	0	0
19	NAGALAND	0	245	145	3
20	ORISSA	291	715	1,366	28
21	PUDUCHERRY	0	0	0	0
22	PUNJAB	320	0	114	5
23	RAJASTHAN	714	370	981	35
24	SIKKIM	60	523	565	46
25	TAMIL NADU	8,389	370	26,616	598
26	TRIPURA	0	0	0	0
27	UTTARAKHAND	951	107	1,648	0
28	UTTAR PRADESH	46,480	536	34,540	1,097
29	WEST BENGAL	4,275	426	9,573	22
30	ANDAMAN AND NICOBAR ISLANDS	0	2	0	0
31	DADRA AND NAGAR HAVELI	0	0	0	0
32	DAMAN AND DIU	0	0	0	0
33	LAKSHADWEEP	0	0	0	0
Grand Total		81,842	12,878	1,09,027	4,441

Distribution of waste land to the landless

Sl. No.	State/UT Name	Land Distributed to SC	Land Distributed to ST	Land Distributed to Others
		(Hectare) April,2008- August,2008	(Hectare) April,2008- August,2008	(Hectare) April,2008- August,2008
(1)	(2)	(3)	(4)	(5)
1	ANDHRA PRADESH	19	3	25
2	ARUNACHAL PRADESH	0	0	0
3	ASSAM	0	0	0
4	BIHAR	3	3	22
5	CHHATISGARH	4,197	11,761	8,610
6	DELHI	0	0	0
7	GOA	0	0	0
8	GUJARAT	191	15	202
9	HARYANA	0	0	0
10	JAMMU AND KASHMIR	0	0	0
11	JHARKHAND	2,733	4,956	5,103
12	KARNATAKA	0	0	0
13	KERALA	0	0	0
14	MADHYA PRADESH	17,754	20,775	14,804
15	MAHARASHTRA	0	0	0
16	MANIPUR	0	0	0
17	MEGHALAYA	0	0	0
18	MIZORAM	0	0	0
19	NAGALAND	0	0	0
20	ORISSA	85	223	231
21	PUDUCHERRY	0	0	0
22	PUNJAB	0	0	0
23	RAJASTHAN	0	0	0
24	SIKKIM	0	0	0
25	TAMIL NADU	45,685	60,221	97,308
26	TRIPURA	0	0	0
27	UTTARAKHAND	0	0	0
28	UTTAR PRADESH	1,827	22	1,006
29	WEST BENGAL	0	0	0
30	ANDAMAN AND NICOBAR ISLANDS	0	0	0
31	CHANDIGARH	0	0	0
32	DADRA AND NAGAR HAVELI	0	0	0
33	DAMAN AND DIU	0	0	0
34	LAKSHADWEEP	0	0	0
Grand Total		72,494	97,979	1,27,311

LIST OF ITEMS COVERED UNDER (TPP) - 2006

Point No.	Item No.	Name of the Points/Items
I.		Garibi Hatao [Poverty Eradication]
		Rural Areas
	1.	Employment generation under the National Rural Employment Guarantee Act
	2.	Swaranjayanti Gram Swarojgar Yojana
	3.	Rural Business Hubs in Partnership with Panchayats
	4.	Self help Groups
		Urban Areas
	5.	Swaranjayanti Shehari Rojgar Yojana
II.		Jan Shakti (Power to People)
	6.	Local Self Government (Panchayati Raj and Urban Local Bodies) - Activity Mapping for devolution of functions - Budget Flow of Funds - Assignment of Functionaries
	7.	Quick and Inexpensive Justice – Gram Nyayalayas and Nyaya Panchayats.
	8.	District Planning Committees.
III.		Kisan Mitra [Support to Farmers]
	9.	Water shed development
	10.	Marketing and infrastructural support to farmers
	11.	Irrigation facilities (including minor and micro irrigation) for agriculture
	12.	Credit to farmers
	13.	Distribution of waste land to the landless
IV.		Shramik Kalyan [Labour Welfare]
	14.	Social Security for Agricultural and Unorganised Labour
	15.	Minimum Wages Enforcement (including Farm Labour)
	16.	Prevention of Child Labour
	17.	Welfare of Women Labour
V.		Khadya Suraksha [Food Security]
	18.	Food security: (i) Targeted Public Distribution system, (ii) Antodaya Anna Yojana, (iii) Establishing Grain banks in chronically food scarcity areas
VI.		Subke Liye Aawas [Housing for All]
	19	Rural Housing - Indira Awaas Yojana
	20.	EWS/LIG Houses in Urban Areas

Contd.....

Point No.	Item No.	Name of the Points/Items
VII.		Shudh Peya Jal [Clean Drinking Water]
	21.	Rural Areas. - Accelerated Rural Water Supply Programme
	22.	Urban Areas: - Accelerated Urban Water Supply Programme
VIII.		Jan Jan Ka Swasthya [Health for All]
	23.	Control and prevention of major diseases: (a) HIV/AIDS (b) TB (c) Malaria (d) Leprosy (e) Blindness
	24.	National Rural Health Mission
	25.	Immunisation of Children
	26.	Sanitation Programme in - Rural Areas - Urban areas
	27.	Institutional Delivery
	28.	Prevention of Female Foeticide
	29.	Supplementary nutrition for Mothers and Children
	30.	Two Child norms
IX.		Sabke Liye Shiksha [Education for All]
	31.	Sarv Shiksha Abhiyan
	32.	Mid Day Meal Scheme - Compulsory Elementary Education
X.		Anusuchit Jaati, Jan Jaati, Alp-sankhyak evam Anya Pichhra Varg Kalyan [Welfare of Scheduled Castes, Scheduled Tribes, Minorities and OBCs]
	33.	SC Families Assisted
	34.	Rehabilitation of Scavengers
	35.	ST Families Assisted
	36.	Rights of Forest dwellers – Owners of minor forest produce
	37.	Primitive Tribal Groups
	38.	No alienation of Tribal lands
	39.	Implementation of Panchayats (Extension to Scheduled Areas) Act [PESA]
	40.	Welfare of Minorities
	41.	Professional education among all minority communities
	42.	Reservation of OBCs in - Education - Employment
XI.		Mahila Kalyan [Women Welfare]
	43.	Financial Assistance for Women Welfare
	44.	Improved participation of women in (a) Panchayats (b) Municipalities (c) State Legislatures (d) Parliament

Contd.....

Point No.	Item No.	Name of the Points/Items
XII.		Bal Kalyan (Child Welfare)
	45.	Universalisation of ICDS Scheme
	46.	Functional Anganwadis
XIII.		Yuva Vikas [Youth Development]
	47.	Sports for all in Rural and Urban areas
	48.	Rashtriya Sadbhavana Yojana
	49.	National Service Scheme
XIV.		Basti Sudhar [Improvement of Slums]
	50.	Number of Urban poor families assisted under seven point charter viz. land tenure, housing at affordable cost, water, sanitation, health, education, and social security.
XV.		Paryavaran Sanrakshan evam Van Vridhi [Environment Protection and Afforestation]
	51.	Afforestation (a) Area Covered under Plantation on - Public and Forest Lands (b) Number of Seedlings planted on -Public and Forest Lands
	52.	Prevention of pollution of Rivers and water bodies
	53.	Solid and liquid waste management in - Rural Areas - Urban Areas
XVI.		Samajik Suraksha [Social Security]
	54.	Rehabilitation of handicapped and orphans.
	55.	Welfare of the aged
XVII.		Grameen Sadak [Rural Roads]
	56.	Rural Roads - PMGSY
XVIII.		Grameen Oorja [Energization of Rural Area]
	57.	Bio-diesel Production
	58.	Rajiv Gandhi Grameen Vidyutikaran Yojana
	59.	Renewable Energy
	60.	Energising Pump sets
	61.	Supply of Electricity
	62.	Supply of Kerosene and LPG
XIX.		Pichhara Kshetra Vikas [Development of Backward Areas]
	63.	Backward Regions Grants Fund
XX.		e- Shasan [IT enabled e-Governance]
	64.	Central and State Governments
	65.	Panchayats and Municipalities

ABBREVIATIONS USED

AAY	Antodaya Anna Yojana
ARWSP	Accelerated Rural Water Supply Programme
DDRS	Deen Dayal Rehabilitation Scheme
EWS	Economically Weaker Section
IAY	Indira Awaas Yojana
ICDS	Integrated Child Development Scheme
LIG	Low Income Group
MWE	Minimum Wages Enforcement
NC	Not Covered
NREGS	National Rural Employment Guarantee Scheme
PC	Partially Covered
PMGSY	Prime Minister Grameen Sadak Yojana
SC	Scheduled Caste
RGGVY	Rajiv Gandhi Grameen Vidyutikaran Yojana
SGRY	Sampoorna Grameen Rojgar yojana
SGSY	Swaranjayanati Gram Swarojgar Yojana
SHG	Self Help Groups
ST	Scheduled Tribe
TPDS	Targeted Public Distribution system