

TWENTY POINT PROGRAMME-2006
PROGRESS REPORT
FOR
APRIL- JUNE, 2009



GOVERNMENT OF INDIA
MINISTRY OF STATISTICS AND PROGRAMME IMPLEMENTATION
SARDAR PATEL BHAWAN, SANSAD MARG,
NEW DELHI-110 001

Website: www.mospi.gov.in

CONTENTS

	Page No.
I. Introduction	i
II. List of Twenty Points	ii
III. List of Monthly Monitored Items	iii
IV. List of items identified tentatively for ranking	iv
V. Status of receipt of targets for Monthly Monitored items	v
VI. List of items under TPP-2006 yet to be operationalised	viii

PART-I

Overall Performance Analysis

VII. Progress Report	1
VIII. Highlights	2
Table - A - All India Performance	6
Table- B - State Wise Performance	7
Table- C - State Wise and Item Wise Performance	12
Table- D – Score Card and Ranking of States	21

PART- II

Performance Tables

Table No.	Description of Item	
1	Employment Generation - NREG Scheme	24
2 A)	Swaranjayanti Gram Swarajgar Yojana (SGSY)	25
2(B)	SC, ST, Women and Disabled Swarozgaries Assisted under SGSY	27
3(A)	SHGs Formed under SGSY	28
3(B)	SHGs to whom income generating activities provided	29
4(A)	Distribution of waste land to the landless	31
4(B)	Waste land distributed to SC, ST and others	32
5(A)	Minimum Wages Enforcement (Including Farm Labour) (i) Inspections made (ii) Irregularities detected (iii) Irregularities rectified	33
5(B)	Minimum Wages Enforcement (Including Farm Labour) (i) Claims filed (ii) Claims settled	34
5(c)	Minimum Wages Enforcement (Including Farm Labour) (i) Prosecution cases pending (ii) Prosecution cases filed (iii) Prosecution cases decided	35
6(A)	<i>Food Security:</i> Targeted Public Distribution System (AAY+APL+BPL)	36
6(B)	<i>Food Security:</i> TPDS (Antyodaya Anna Yojana)	38
6(C)	<i>Food Security:</i> TPDS (Above Poverty Line)	40
6(D)	<i>Food Security:</i> TPDS (Below Poverty Line)	42

Contd...

Table No.	Description of Item	Page No.
7	Rural Housing - Indira Awaas Yojana	44
8	EWS/LIG Houses in Urban Areas	46
9(A)	Rural Areas - ARWSP Habitations (NC/PC) covered	48
9(B)	Slipped back habitations and habitations with water quality problem addressed	49
10	Sanitation Programme in Rural Areas	51
11	Institutional Delivery	52
12	SC Families Assisted	53
13	Universalization of ICDS Scheme	55
14	Functional Anganwadis	57
15	No. of Urban poor families assisted under Seven Point Charter	59
16(A)	Afforestation- Area Covered under Plantation- (Public and Forest Lands)	60
16(B)	Afforestation- Seedlings Planted – (Public and Forest Lands)	62
17	Rural Roads – PMGSY	64
18	Rajiv Gandhi Grameen Vidyutikaran Yojana -RGGVY	66
19	Energising pump sets	68
20	Supply of Electricity	70
Annexures		
○	List of 65 items to be monitored under TPP-2006	Annexure – I 72-74
○	Abbreviations used	Annexure - II 75

Twenty Point Programme – 2006

An Introduction

The Twenty Point Programme (TPP) was launched by the Government of India in the year 1975 and restructured in 1982, 1986 and again in 2006. The restructured programme, known as Twenty Point Programme (TPP) – 2006, became operational with effect from 1st April, 2007. The Programme is meant to give a thrust to schemes relating to poverty alleviation, employment generation in rural areas, housing, education, family welfare & health, protection of environment and many other schemes having a bearing on the quality of life, especially in the rural areas.

2. The programmes and schemes under the TPP-2006 are in harmony with the priorities contained in the Millennium Development Goals (MDGs) of the United Nations and SAARC Social Charter. The original nomenclature, namely the Twenty Point Programme, which has been in existence for more than three decades and carries the stamp of familiarity among the people and administrative agencies, has been retained.

3. Twenty Point Programme (TPP) – 2006 originally consisted of 20 Points and 66 items being monitored individually by Central Nodal Ministries concerned. During 2007-08, out of 66 items, 22 items were monitored on monthly basis. From 1st April, 2008 *Sampoorna Grameen Rojgar Yojana* (SGRY) has been merged with another item namely “*National Rural Employment Guarantee Act*” therefore, SGRY has been dropped from the list of 66 items and only 65 items are now monitored under TPP-2006 since 2008-09. The list of 65 items is enclosed at *Annexure-I*.

4. Out of 65 items, 20 items (information in respect of 16 items is being collected from various States/ UTs and for remaining 4 items from the concerned Central Nodal Ministries) shall be monitored on monthly basis during the period 2009-10. The remaining items under TPP-2006, are being monitored on annual basis as the information in respect of these items will be made available by the concerned Central Nodal Ministries only on annual basis. For the purpose of ranking, the performance of States on monthly basis in respect of 20 tentatively identified parameters have been evaluated.

5. Some of the schemes/programmes are yet to be operationalised by the Central Nodal Ministries concerned. These items will be monitored only after the schemes concerning them come into existence and their frequency of monitoring will be decided later. The details of such items are available on the page number (viii) of the report.

6. The monitoring mechanism for TPP-2006 has been widened by including block level monitoring in addition to District, State and Central level monitoring. Most of the States/Union Territories have constituted the block, district and state level monitoring committees. At the Centre, the progress of individual items is monitored and reviewed by the Departments/Ministries concerned. The Ministry of Statistics & Programme Implementation (MOSPI) monitors the Programme/ schemes covered under TPP-2006 on the basis of performance report received from State Government and central nodal Ministries. The Monitoring Guidelines of TPP-2006 issued to States/UTs are also available on the website of the Ministry (www.mospi.gov.in).

Twenty Point Programme – 2006

Twenty Points

1. Garibi Hatao [Poverty Eradication]
2. Jan Shakti (Power to People)
3. Kisan Mitra [Support to Farmers]
4. Shramik Kalyan [Labour Welfare]
5. Khadya Suraksha [Food Security]
6. Subke Liye Aawas [Housing for All]
7. Shudh Peya Jal [Clean Drinking Water]
8. Jan Jan Ka Swasthya [Health for All]
9. Sabke Liye Shiksha [Education for All]
10. Anusuchit Jaati, Jan Jaati, Alp-sankhyak evam Anya Pichhra
Varg Kalyan [Welfare of Scheduled Castes, Scheduled Tribes,
Minorities and OBCs]
11. Mahila Kalyan [Women Welfare]
12. Bal Kalyan [Child Welfare]
13. Yuva Vikas [Youth Development]
14. Basti Sudhar [Improvement of Slums]
15. Paryavaran Sanrakshan evam Van Vridhi
[Environment Protection and Afforestation]
16. Samajik Suraksha [Social Security]
17. Grameen Sadak [Rural Roads]
18. Grameen Oorja [Energization of Rural Area]
19. Pichhara Kshetra Vikas [Development of Backward Areas]
20. e- Shasan [IT enabled e-Governance]

Twenty Point Programme – 2006

Monthly Monitored Items

1. Employment generation under the National Rural Employment Guarantee Scheme
2. Swaranjayanti Gram Swarajgar Yojana (SGSY)
3. ***Self help Groups:***
 - (i) Self help Groups formed - SGSY
 - (ii) SHGs to whom income generating activities provided
4. Distribution of Waste land to landless
5. Minimum Wages Enforcement (Including Farm Labour)
6. ***Food Security:***
 - (i) Targeted Public Distribution System TPDS (AAY+APL+BPL),
 - (ii) TPDS- Antyodaya Anna Yojana (AAY)
 - (iii) TPDS- Above Poverty Line (APL)
 - (iv) TPDS- Below Poverty Line (BPL)
7. Rural Housing - Indira Awaas Yojana
8. EWS/LIG Houses in Urban Areas
9. ***Rural Areas-*** Accelerated Rural Water Supply Programme (ARWSP)
 - (i) Habitations covered (NC &PC)
 - (ii) Slipped back habitations and habitations with water quality problems addressed
10. Sanitation Programme in Rural Areas
11. Institutional Delivery
12. SC Families Assisted
13. Universalisation of ICDS Scheme
14. Functional Anganwadis
15. Number of Urban poor families assisted under seven point charter viz. land tenure, housing at affordable cost, water, sanitation, health, education, and social security.
16. ***Afforestation:***
 - (a) Area Covered under Plantation on - Public and Forest Lands
 - (b) Number of Seedlings planted on -Public and Forest Lands
17. Rural Roads – Prime Minister Grameen Sadak Yojana (PMGSY)
18. Rajiv Gandhi Grameen Vidyutikaran Yojana – (RGGVY)
19. Energising Pump sets
20. Supply of Electricity

Twenty Point Programme – 2006

Items tentatively identified for ranking

For the purpose of ranking the performance of States under TPP-2006 on monthly basis, the following 15 items & 20 Parameters have been tentatively identified.

Items	Para meters	Description of Item
1	1	Individual Swarozgaries Assisted under SGSY
2	2	SHGs to whom income generating activities provided
3	-	Food Security:
	3	(i) Targeted Public Distribution System <i>TPDS</i> (AAY+APL+BPL),
	4	(ii) <i>TPDS</i> - Antyodaya Anna Yojana (AAY)
	5	(iii) <i>TPDS</i> - Above Poverty Line (APL)
	6	(iv) <i>TPDS</i> - Below Poverty Line (BPL)
4	7	Rural Housing - Indira Awaas Yojana (IAY)
5	8	EWS/LIG Houses in Urban Areas
6	-	Rural Areas:
	9	(i) Accelerated Rural Water Supply Programme-Habitation covered (NC & PC)
	10	(ii) Slipped back habitations and habitation with water quality problems addressed -ARWSP
7	11	SC Family Assisted
8	12	Universalisation of ICDS Scheme
9	13	Functional Anganwadis
10.	14	Number of Urban poor families assisted under seven point charter viz. land tenure, housing at affordable cost, water, sanitation, health, education, and social security.
11	-	Afforestation:
	15	(i) Area Covered under Plantation on - Public and Forest Lands
	16	(ii) Number of Seedlings planted on -Public and Forest Lands
12	17	<i>Rural Roads</i> –Prime Minister Grameen Sadak Yojana (PMGSY)
13	18	Rajiv Gandhi Grameen Vidyutikaran Yojana (RGGVY)
14	19	Energising Pump sets
15	20	Supply of Electricity

Status of receipt of targets for Monthly Monitored items under TPP-2006

Sl. No .	Name of the item	Parameters/ indicators	Whether targetable / non targetable	Whether targets have been received	Nodal Ministry
1	Employment generation under the National Rural Employment Guarantee Scheme	(i) No. of job card issued (ii) Employment generated (iii) Wages given	Non targetable	-	Ministry of Rural Development
2	Swaranjayanti Gram Swarajgar Yojana (SGSY)	<i>Individual Swarozgaries Assisted</i> (i) Total (ii) SC (iii) ST (iv) Women (v) Disabled person	Targetable	Yes	-do-
3	Self help Groups	SHGs under SGSY - SHGs formed - SHGs to whom income generating activities provided	Non targetable Targetable	- Yes	-do- -do-
4	Distribution of waste land to the landless	Waste Land distributed (i) Total (ii) SC (iii)ST (iv) Others	Non targetable	-	-do-
5	Rural Housing - Indira Awaas Yojana (IAY)	Houses sanctioned	Targetable	Yes	-do-
6	Rural Areas - Accelerated Rural Water Supply Programme -(ARWSP)	(i) Habitations covered (NC/PC) (ii) Slipped back Habitations and Habitations with water quality problem addressed	Targetable Targetable	Yes Only for three States Yes	-do- -do-

Sl. No	Name of the item	Parameters/ indicators	Whether targetable / non targetable	Whether targets have been received	Nodal Ministry
7	Sanitation Programme in Rural Areas	Individual Household latrines constructed	Non targetable	-	-do-
8	Rural Roads – PMGSY	Length of Road Constructed	Targetable	Yes	-do-
9.	Minimum Wages Enforcement (including Farm Labour)	(a)Agriculture and Farm workers (i) Inspections made (ii) Irregularities detected (iii) Irregularities rectified (iv) Claims filed (v) claims settled (vi) Prosecution cases pending (vii) Prosecution cases filed (viii) Prosecution cases decided (b) others	Non - targetable	-	Ministry of Labour & Employment
10.	Food Security : (i) Targeted Public Distribution System (ii) Antyodaya Anna Yojana (iii) Above Poverty Line (APL) (iv) Below Poverty Line (BPL)	Allocation of Food Grains to States/UTs Allocation of Food Grains to States/UTs Allocation of Food Grains to States/UTs Allocation of Food Grains to States/UTs	Targetable -do- -do- -do-	Yes Yes Yes Yes	Ministry of Consumer Affairs, Food & Public Distribution -do- -do-
11.	Institutional Delivery	Delivery in Institutions	Non targetable	-	-do-
12.	SC Families Assisted	SC Families Assisted	Targetable	No	M/o Social Justice and Empowerment
13.	Universalisation of ICDS Scheme	ICDS Blocks Operational (Cumulative)	Targetable	Yes	Ministry of Women and Child Development
14.	Functional Anganwadis	Anganwadis Functional (cumulative)	Targetable	Yes	-do-

Sl. No.	Name of the item	Parameters/ indicators	Whether targetable / non targetable	Whether targets have been received	Nodal Ministry
15.	EWS/LIG Houses in Urban Areas	Houses Constructed	Targetable	Yes (Targets received in respect of only seven States)	M/o Housing and Urban Poverty Alleviation
16.	Number of Urban poor families assisted under seven point charter viz. land tenure, housing at affordable cost, water, sanitation, health, education, and social security.	Poor Families Assisted	Targetable	Yes (Targets received in respect of only 4 States)	-do-
17.	Afforestation: (a) Area Covered under Plantation on - Public and Forest Lands (b) Number of Seedlings planted on -Public and Forest Lands	(a) Area Covered under Plantation on - Public and Forest Lands (b) Number of Seedlings planted on -Public and Forest Lands	Targetable Targetable	Yes Yes	Ministry of Environment and Forest -do-
18.	Rajiv Gandhi Grameen Vidyutikaran Yojana (RGGVY)	Villages electrified	Targetable	Yes	Ministry of Power
19.	Energising Pump sets	Pumpsets Energised	Targetable	Yes	-do-
20	Supply of Electricity	Electricity demanded	Targetable	Yes	-do-

List of items where the concerned schemes are yet to be operationalised

- (i) ***Quick and inexpensive justice–Gram Nyayalayas and Nyaya Panchayats:*** Ministry of Panchayati Raj is consulting Central Ministries and States/UT Governments regarding draft bill on Nyaya Panchayats.
- (ii) ***Social Security for Agricultural and Unorganised Labour:*** To provide Social Security to workers in the unorganized sector, including agricultural labour, the Unorganised Sector Workers’ Social Security Bill, 2007, was introduced in the Rajya Sabha on 10.9.07 and is being examined by the Parliamentary Standing Committee on Labour.
- (iii) ***Rights of Forest dwellers – Owners of minor forest produce:*** The Bill concerning “Rights of Forest Dwellers” - Owners of minor forest produce has been passed. The information on indicators/ parameters to be monitored and frequency of monitoring is awaited from Ministry of Tribal Affairs.
- (iv) ***Sports for all in Rural and Urban Areas:*** The scheme titled “Panchayat Yuva Krida Aur Khel Abhiyan (PYKKA)” for the development of sports infrastructure in rural areas has been implemented and the status of implementation of the scheme shall be monitored on annual basis. The scheme titled “Nagar Palika Yuva Krida Aur Khel Abhiyan” for the development of sports infrastructure in urban areas is yet to be approved.
- (v) ***IT enabled e-Governance for Panchayats and Municipalities:*** Mission Mode Projects of Panchayats and Municipalities have been initiated in certain States. The status of implementation of these projects shall be monitored on annual basis.

PART - I

TWENTY POINT PROGRAMME - 2006

OVERALL PERFORMANCE ANALYSIS

Twenty Point Programme-2006

Progress Report – (April-June, 2009)

This monthly progress report of Twenty Point Programme-2006 consists of two parts: **Part-I** contains an analysis of the overall performance, whereas **Part-II** deals with item-wise performance.

2. The report is compiled on the basis of data received from the Central Nodal Ministries and State Governments/UT Administrations. The data is received either through web enabled software developed by National Informatics Centre (NIC) Cell in this Ministry or through Fax/e-mail/post. The processing of data has been done in association with NIC Cell.

3. The analysis for the month of **April-June, 2009** shows that the performance under **ten items** has been **‘Very Good’** (90% or above the targets). These items are:

- (i) Road Constructed- Prime Minister Grameen Sadak Yojana (PMGSY)
- (ii) Individual Swarozgaries Assisted- SGSY
- (iii) Houses Constructed – Indira Awaas Yojana (IAY)
- (iv) Pumpsets Energised
- (v) ICDS Blocks Operational (Cum.)
- (vi) Anganwadis Functional (Cum.)
- (vii) *Food Security*: Targeted Public Distribution System (only AAY)
- (viii) *Food Security*: Targeted Public Distribution System (only BPL)
- (ix) *Food Security*: Targeted Public Distribution System (APL+BPL+AAY) and
- (x) Supply of Electricity

4. The performance of **two items** has been **‘Good’** (80% to 90% of target). These items are:

- (i) *Food Security*: Targeted Public Distribution System (only APL) and
- (ii) Village Electrified- Rajiv Gandhi Grameen Vidyutikaran Yojana (RGGVY)

5. The performance of **eight items** has been **‘Poor’** (below 80% of target). These items are:

- (i) SHGs Provided Income Generating Activities
- (ii) SC Families Assisted
- (iii) Slipped back habitations and habitations with water quality problems addressed-ARWSP
- (iv) Urban Poor Families Assisted under Seven Point Charter
- (v) Seedlings Planted (Public and Forest Lands)
- (vi) Area Covered under Plantation (Public and Forest Lands)
- (vii) Houses constructed- EWS/LIG and
- (viii) Habitations covered (NC and PC)- ARWSP

6. The item “*Sapoorna Gramin Rojgar Yojana (SGRY)*” has been merged with “*National Rural Employment Guarantee Scheme-NREGS*” with effect from 1st April, 2008. Some of items under TPP-2006 namely “*National Rural Employment Guarantee Scheme-NREGS*”, “*Self help Groups formed under SGSY*”, “*Sanitation Programme in Rural Areas*” and “*Institutional Delivery*” are demand driven where as no targets are assigned by concerned nodal Ministries for the items like “*Distribution of Wasteland to the landless*” & “*Minimum Wages Enforcement (including Farm Labour)*” as such all these items are being monitored on monthly basis without any targets. These items shall not be considered for the purpose of ranking. In order to monitor the performance of TPDS under *Food Security* in a more purpose full manner, two more parameters namely APL & BPL have been added besides existing parameters for monitoring on monthly basis. The items where monthly/quarterly/ annual targets have been provided by the Ministries concerned, monthly targets have been worked out on prorata basis.

7. MPR has not received from State/ UT namely Chhattisgarh and Daman& Diu despite of repeated telephonic talk till finalization of this report. Therefore the performance of these State/UT for the month of April-June, 2009 has been reported as nil in this MPR.

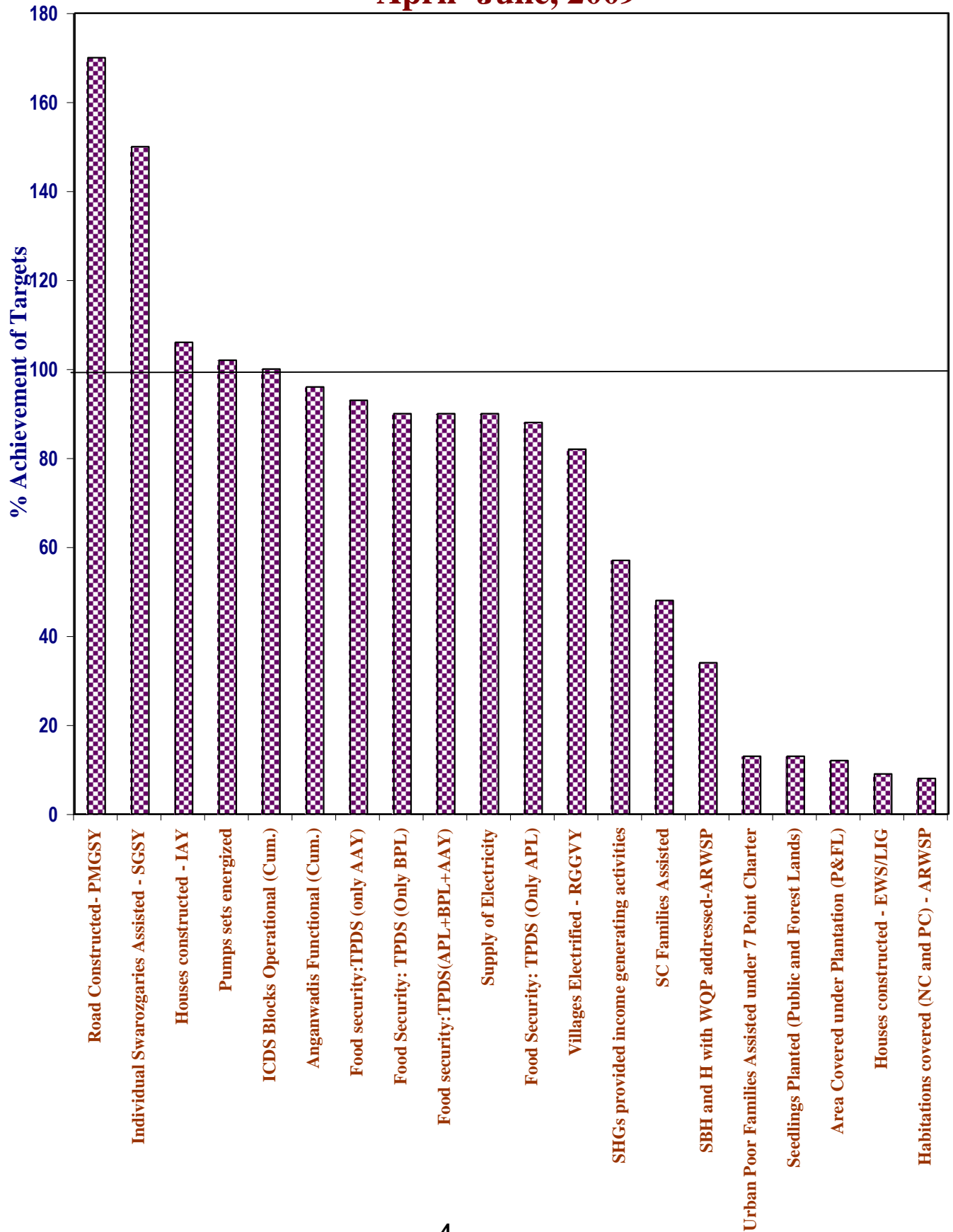
HIGHLIGHTS

Sl. No.	Item	Achievement for April-June, 2009
Employment Generated under NREGS.		
1	No.of Job cards issued	369.22 lakh
2	Employment generated	6821.36 lakh mandays
3	Wages given	Rs. 5871.86 crore
Swaranjayanti Gram Swarozgar Yojana (SGSY)		
4	No. of Individual Swarozgaries Assisted	60,654
Self help Groups		
5	No.of SHGs formed	39,944
6	No.of SHGs to whom income generating activities provided	13,230
Distribution of waste land to the landless		
7	Land distributed	917 hectare
Minimum Wages Enforcement (Including Farm Labour)		
8	No.of Inspections made	57,342
9	No.of Irregularities detected	10,295
10	No.of Irregularities rectified	9,819
11	No.of Claims filed	1,758
12	No.of Claims settled	2,025
13	No.of Prosecution cases Pending	4,306
14	No.of Prosecution cases filed	4
15	No.of Prosecution cases decided	4
Food Security: (i) TPDS (ii) AAY		
16	Food Security: Targeted Public Distribution System (TPDS)	103.86 lakh tones
17	Food Security: Antyodaya Anna Yojana (AAY)	23.75 lakh tones
18	Food Security: Above Poverty Line (APL)	40.75 lakh tones
19	Food Security: Below Poverty Line (BPL)	39.36 lakh tones
Rural Housing-Indira Awaas Yojana		
20	No.of Houses constructed	4,31,278
EWS/LIG Houses in Urban Areas		
21	No. of Houses constructed	2,554

Contd.....

Sl. No.	Item	Achievement for April-June, 2009
Rural Areas. - Accelerated Rural Water Supply Programme		
22	Habitations covered (NC and PC)	6
23	Slipped back habitations and habitations with water quality problems addressed	5,419
Sanitation Programme in Rural Areas		
24	No.of Individual household latrines constructed	30.09 lakh
Institutional Delivery		
25	No.of Deliveries in Institutions	28.92 lakh
SC Families Assisted		
26	No.of SC Families Assisted	5.74 lakh
Universalisation of ICDS Schemes		
27	No. of ICDS Blocks Operational (Cum.)	6,285
Functional Anganwadis		
28	No.of Anganwadis Functional (Cum.)	10.51 lakh
Number of Urban poor families assisted under seven point charter viz. land tenure, housing at affordable cost, water, sanitation, health, education, and social security.		
29	No. of Poor Families Assisted	2,669
Afforestation:		
(i) Area Covered under Plantation (Public & Forest Lands)		
(ii) Seedlings planted (Public & Forest Lands)		
30	Area Covered under Plantation (Public and Forest Lands)	56,545 hectares
31	No. of Seedlings planted (Public and Forest Lands)	380.09 lakh
Rural Road- Prime Minister Grameen Sadak Yojana (PMGSY)		
32	Length of Road Constructed	13,619 Kms
Rajiv Gandhi Grameen Vidyutikaran Yojana (RGGVY)		
33	No.of Villages Electrified	3,887
Energized Pumps sets		
34	No.of Pumps sets energized	59,168
Supply of Electricity		
35	Electricity supplied	1,81,514 million units (MU)

PERFORMANCE DURING April -June, 2009



ACHIEVEMENT HIGHLIGHTS

PERFORMANCE DURING APRIL-JUNE, 2009

The cumulative performance during April to June, 2009 has been "Very Good" for 10 items, "Good" for 2 items, and "Poor" for 8 items.

A. "Very Good" Performance (90% or above of targets)		
<u>No.</u>	<u>Items</u>	<u>% Achievement</u>
17A01	Road Constructed- PMGSY	170
01B01	Individual Swarozgaries Assisted - SGSY	150
06A01	Houses constructed - IAY	106
18D01	Pumps sets energized	102
12A01	ICDS Blocks Operational (Cum.)	100
12B01	Anganwadis Functional (Cum.)	96
05B02	Food security: Targeted Public Distribution System (only AAY)	93
05D02	Food Security: Targeted Public Distribution System (Only BPL)	90
05A02	Food security: Targeted Public Distribution System (APL+BPL+AAY)	90
18E02	Supply of Electricity	90
B. "Good" Performance (80% to 90%)		
05C02	Food Security : Targeted Public Distribution System (Only APL)	88
18B01	Villages Electrified - RGGVY	82
C. Areas of concern-where the performance is below 80%		
01E02	SHGs provided income generating activities	57
10A01	SC Families Assisted	48
07A02	Slipped back habitations and habitations with water quality problems addressed-ARWSP	34
14A01	Urban Poor Families Assisted under Seven Point Charter	13
15A02	Seedlings Planted: (Public and Forest Lands)	13
15A01	Area Covered under Plantation (Public & Forest Lands)	12
06B01	Houses constructed - EWS/LIG	9
07A01	Habitations covered (NC and PC) - ARWSP	8

Table - A
Targets for 2009-2010 & April to June, 2009 and achievements during the period April to June, 2009
ALL INDIA PERFORMANCE

Sl. No.	Item Code	Item Description	Units	Targets	Achievements		% Achievements of Targets during April - June, 2009
				2009-2010	April - June, 2009	April - June, 2009	
1	01B01	Individual Swarozgaries Assisted - SGSY	Number	2,69,600	40,435	60,654	150
2	01E02	SHGs provided income generating activities	Number	1,55,285	23,295	13,230	57
3	05A02	Food Security: Targeted Public Distribution System (TPDS)	Tonnes	-	1,15,41,993	1,03,85,923	90
4	05B02	Food Security: Antodaya Anna Yojana (AAY)	Tonnes	-	25,48,892	23,74,648	93
5	05C02	Food Security: Targeted Public Distribution System (Only APL)	Tonnes	-	46,39,954	40,75,438	88
6	05D02	Food Security: Targeted Public Distribution System (Only BPL)	Tonnes	-	43,53,147	39,35,900	90
7	06A01	Houses constructed - IAY	Number	40,52,242	4,05,228	4,31,278	106
8	06B01	Houses constructed - EWS/LIG	Number	1,19,504	29,852	2,554	9
9	07A01	Habitations covered (NC and PC) - ARWSP	Number	748	75	6	8
10	07A02	Slipped back habitations and habitations with water quality problems addressed - ARWSP	Number	1,58,003	15,799	5,419	34
11	10A01	SC Families Assisted	Number	47,74,200	11,93,520	5,74,366	48
12	12A01	ICDS Blocks Operational (Cum.)	Number	7,073	6,284	6,285	100
13	12B01	Anganwadis Functional (Cum.)	Number	13,56,027	10,89,467	10,50,796	96
14	14A01	Urban Poor Families Assisted under Seven Point Charter	Number	84,502	21,114	2,669	13
15	15A01	Area Covered under Plantation (Public and Forest Lands)	Hectares	18,13,000	4,53,247	56,545	12
16	15A02	Seedlings Planted (Public and Forest Lands)	Number	1,17,84,51,000	29,46,12,750	3,80,08,802	13
17	17A01	Road Constructed - PMGSY	Kilometer	55,000	8,000	13,619	170
18	18B01	Villages Electrified - RGGVY	Number	19,000	4,746	3,887	82
19	18D01	Pumps sets energized	Number	2,31,143	57,777	59,168	102
20	18E02	Electricity supplied	Million Units	-	2,02,434	1,81,514	90

Table - B**STATE-WISE PERFORMANCE DURING APRIL-JUNE, 2009 (PERCENT ACHIEVEMENT)**

Item No.	Description	ALL INDIA	AP	ARP	AS	BI	CHHA.	DELHI	GOA
01B01	Individual Swarozgaries Assisted - SGSY	150	25	43	35	2	91	NA	13
01E02	SHGs provided income generating activities	57	194	9	59	38	17	NA	56
05A02	Food security-Targeted Public Distribution system (APL+BPL+AAY)	90	101	106	100	49	78	101	114
05B02	Food security-Targeted Public Distribution system (only AAY)	93	102	100	100	76	100	85	92
05C02	Food Security - Targeted Public Distribution System (Only APL)	88	102	110	100	8	22	108	120
05D02	Food Security - Targeted Public Distribution System (Only BPL)	90	99	100	100	48	99	85	100
06A01	Houses constructed - IAY	106	223	45	93	104	0	NA	69
06B01	Houses constructed - EWS/LIG	9	NA	34	0	NA	0	0	0
07A01	Habitations covered (NC and PC) - ARWSP	8	NA	NA	NA	NA	NA	NA	NA
07A02	Slipped back habitations and habitations with water quality problems addressed-ARWSP	34	119	0	3	1	0	NA	NA
10A01	SC Families Assisted	48	7	NA	0	1	0	10	62
12A01	ICDS Blocks Operational (Cum.)	100	100	100	100	100	99	100	100
12B01	Anganwadis Functional (Cum.)	96	91	100	100	99	90	100	100
14A01	Urban Poor Families Assisted under Seven Point Charter	13	NA	NA	0	NA	0	NA	NA
15A01	Area Covered under Plantation (Public and Forest Lands)	12	1	2	0	0	0	1	73
15A02	Seedlings Planted (Public and Forest Lands)	13	1	0	0	0	0	8	132
17A01	Road Constructed- PMGSY	170	135	201	0	38	203	NA	NA
18B01	Villages Electrified - RGGVY	82	NA	8	0	41	0	NA	NA
18D01	Pumps sets energized	102	NA	NA	NA	NA	51	NA	NA
18E02	Supply of Electricity	90	92	75	91	85	97	99	96

NA - Not Applicable

Table - B(Contd.)

STATE-WISE PERFORMANCE DURING APRIL-JUNE, 2009 (PERCENT ACHIEVEMENT)

Item No.	Description	ALL INDIA	GUJ	HRY	HP	J&K	JHAR.	KAR	KER
01B01	Individual Swarozgaries Assisted - SGSY	150	332	132	133	163	105	258	21
01E02	SHGs provided income generating activities	57	67	62	77	38	128	38	21
05A02	Food security-Targeted Public Distribution system (APL+BPL+AAY)	90	65	44	96	97	73	100	102
05B02	Food security-Targeted Public Distribution system (only AAY)	93	97	89	98	86	96	103	106
05C02	Food Security - Targeted Public Distribution System (Only APL)	88	33	20	94	102	10	96	101
05D02	Food Security - Targeted Public Distribution System (Only BPL)	90	96	91	99	93	83	102	102
06A01	Houses constructed - IAY	106	95	84	92	44	77	181	87
06B01	Houses constructed - EWS/LIG	9	0	0	NA	NA	NA	51	52
07A01	Habitations covered (NC and PC) - ARWSP	8	NA	NA	NA	NA	NA	NA	NA
07A02	Slipped back habitations and habitations with water quality problems addressed-ARWSP	34	221	188	210	0	67	50	0
10A01	SC Families Assisted	48	39	49	77	133	138	0	135
12A01	ICDS Blocks Operational (Cum.)	100	100	100	100	101	100	100	100
12B01	Anganwadis Functional (Cum.)	96	99	99	100	83	101	99	100
14A01	Urban Poor Families Assisted under Seven Point Charter	13	0	NA	NA	NA	NA	58	NA
15A01	Area Covered under Plantation (Public and Forest Lands)	12	0	9	0	20	49	133	74
15A02	Seedlings Planted (Public and Forest Lands)	13	0	11	0	6	35	152	278
17A01	Road Constructed- PMGSY	170	62	223	271	54	208	255	70
18B01	Villages Electrified - RGGVY	82	NA	NA	NA	0	110	NA	NA
18D01	Pumps sets energized	102	261	119	NA	NA	NA	148	NA
18E02	Supply of Electricity	90	98	95	98	75	95	93	96

NA - Not Applicable

Table - B(Contd.)

STATE-WISE PERFORMANCE DURING APRIL-JUNE, 2009 (PERCENT ACHIEVEMENT)

Item No.	Description	ALL INDIA	MP	MAH	MANI	MEGH	MIZ	NAGA	ORI
01B01	Individual Swarozgaries Assisted - SGSY	150	188	44	0	932	136	82	0
01E02	SHGs provided income generating activities	57	52	50	42	0	29	83	0
05A02	Food security-Targeted Public Distribution system (APL+BPL+AAY)	90	93	89	142	96	131	109	100
05B02	Food security-Targeted Public Distribution system (only AAY)	93	100	88	124	97	119	133	104
05C02	Food Security - Targeted Public Distribution System (Only APL)	88	85	87	150	95	137	101	89
05D02	Food Security - Targeted Public Distribution System (Only BPL)	90	98	91	146	96	120	114	102
06A01	Houses constructed - IAY	106	131	75	360	93	74	154	11
06B01	Houses constructed - EWS/LIG	9	NA	25	NA	NA	0	NA	0
07A01	Habitations covered (NC and PC) - ARWSP	8	NA	NA	NA	NA	NA	NA	NA
07A02	Slipped back habitations and habitations with water quality problems addressed-ARWSP	34	201	0	0	42	0	0	NA
10A01	SC Families Assisted	48	2	3	0	NA	NA	NA	5
12A01	ICDS Blocks Operational (Cum.)	100	100	100	111	100	100	100	100
12B01	Anganwadis Functional (Cum.)	96	97	88	124	72	100	100	100
14A01	Urban Poor Families Assisted under Seven Point Charter	13	NA	0	NA	76	NA	NA	NA
15A01	Area Covered under Plantation (Public and Forest Lands)	12	0	32	0	0	14	0	0
15A02	Seedlings Planted (Public and Forest Lands)	13	0	16	0	0	11	0	0
17A01	Road Constructed- PMGSY	170	171	230	359	47	148	491	205
18B01	Villages Electrified - RGGVY	82	0	NA	0	271	0	0	87
18D01	Pumps sets energized	102	188	NA	NA	NA	NA	NA	NA
18E02	Supply of Electricity	90	80	81	70	81	76	80	99

NA - Not Applicable

Table - B(Contd.)

STATE-WISE PERFORMANCE DURING APRIL-JUNE, 2009 (PERCENT ACHIEVEMENT)

Item No.	Description	ALL INDIA	PUDU	PUN	RAJ	SIK	TN	TRI	UTTA.
01B01	Individual Swarozgaries Assisted - SGSY	150	0	256	61	92	59	0	43
01E02	SHGs provided income generating activities	57	52	57	15	126	27	0	75
05A02	Food security-Targeted Public Distribution system (APL+BPL+AAY)	90	51	82	102	108	88	87	101
05B02	Food security-Targeted Public Distribution system (only AAY)	93	63	64	100	106	89	82	104
05C02	Food Security - Targeted Public Distribution System (Only APL)	88	22	82	103	110	93	88	94
05D02	Food Security - Targeted Public Distribution System (Only BPL)	90	65	90	100	104	79	86	110
06A01	Houses constructed - IAY	106	9	60	87	427	73	123	39
06B01	Houses constructed - EWS/LIG	9	0	NA	12	83	NA	0	NA
07A01	Habitations covered (NC and PC) - ARWSP	8	NA	20	0	NA	NA	NA	0
07A02	Slipped back habitations and habitations with water quality problems addressed-ARWSP	34	NA	160	45	0	2	9	115
10A01	SC Families Assisted	48	60	38	54	0	101	0	24
12A01	ICDS Blocks Operational (Cum.)	100	100	100	100	100	100	104	100
12B01	Anganwadis Functional (Cum.)	96	100	107	100	100	94	100	75
14A01	Urban Poor Families Assisted under Seven Point Charter	13	NA	NA	NA	65	37	NA	NA
15A01	Area Covered under Plantation (Public and Forest Lands)	12	33	0	0	70	4	85	0
15A02	Seedlings Planted (Public and Forest Lands)	13	58	0	0	76	1	113	0
17A01	Road Constructed- PMGSY	170	NA	611	197	70	108	0	149
18B01	Villages Electrified - RGGVY	82	NA	NA	16	0	NA	0	58
18D01	Pumps sets energized	102	NA	123	86	NA	64	NA	3
18E02	Supply of Electricity	90	94	89	96	69	95	89	95

NA - Not Applicable

Table - B(Contd.)

STATE-WISE PERFORMANCE DURING APRIL-JUNE, 2009 (PERCENT ACHIEVEMENT)

Item No.	Description	ALL INDIA	UP	WB	A&N	CHND.	D&N	D&D	LAKSH
01B01	Individual Swarozgaries Assisted - SGSY	150	400	248	333	NA	0	100	0
01E02	SHGs provided income generating activities	57	70	39	467	NA	0	0	167
05A02	Food security-Targeted Public Distribution system (APL+BPL+AAY)	90	102	98	58	99	0	9	99
05B02	Food security-Targeted Public Distribution system (only AAY)	93	95	81	82	47	0	12	0
05C02	Food Security - Targeted Public Distribution System (Only APL)	88	118	106	55	101	0	4	136
05D02	Food Security - Targeted Public Distribution System (Only BPL)	90	94	98	64	95	0	21	0
06A01	Houses constructed - IAY	106	85	137	10	NA	31	0	133
06B01	Houses constructed - EWS/LIG	9	NA	0	NA	NA	NA	NA	NA
07A01	Habitations covered (NC and PC) - ARWSP	8	NA	NA	NA	NA	NA	NA	NA
07A02	Slipped back habitations and habitations with water quality problems addressed-ARWSP	34	86	0	0	NA	NA	NA	NA
10A01	SC Families Assisted	48	51	0	NA	189	NA	NA	NA
12A01	ICDS Blocks Operational (Cum.)	100	100	100	100	100	100	100	100
12B01	Anganwadis Functional (Cum.)	96	100	97	100	100	87	91	100
14A01	Urban Poor Families Assisted under Seven Point Charter	13	NA	NA	NA	NA	NA	NA	NA
15A01	Area Covered under Plantation (Public and Forest Lands)	12	0	0	50	1	0	0	60
15A02	Seedlings Planted (Public and Forest Lands)	13	0	0	46	4	0	0	101
17A01	Road Constructed- PMGSY	170	278	80	NA	NA	NA	NA	NA
18B01	Villages Electrified - RGGVY	82	NA	154	NA	NA	NA	NA	NA
18D01	Pumps sets energized	102	NA	18	NA	NA	NA	NA	NA
18E02	Supply of Electricity	90	77	97	75	100	90	89	100

NA - Not Applicable

Table - C

Items in which the States/UTs performance is Very Good (90% and above),
Good (80% to 90%) and Poor (below 80%) during the period
April to June, 2009

1. ANDHRA PRADESH

Very Good

SHGs provided income generating activities, Food Security:Targeted Public Distribution System(TPDS), Food Security:Antodaya Anna Yojana(AAY), Food Security:Targeted Public Distribution System (Only APL), Food Security:Targeted Public Distribution System (Only BPL), Houses constructed - IAY, Slipped back habitations and habitations with water quality problems addressed-ARWSP, ICDS Blocks Operational (Cum.), Anganwadis Functional (Cum.), Road Constructed- PMGSY, Electricity supplied

Poor

Individual Swarozgaries Assisted - SGSY, SC Families Assisted, Area Covered under Plantation (Public and Forest Lands), Seedlings Planted (Public and Forest Lands)

2. ARUNACHAL PRADESH

Very Good

Food Security:Targeted Public Distribution System(TPDS), Food Security:Antodaya Anna Yojana(AAY), Food Security:Targeted Public Distribution System (Only APL), Food Security:Targeted Public Distribution System (Only BPL), ICDS Blocks Operational (Cum.), Anganwadis Functional (Cum.), Road Constructed-PMGSY

Poor

Individual Swarozgaries Assisted - SGSY, SHGs provided income generating activities, Houses constructed - IAY, Houses constructed - EWS/LIG, Slipped back habitations and habitations with water quality problems addressed-ARWSP, Area Covered under Plantation (Public and Forest Lands), Seedlings Planted (Public and Forest Lands), Villages Electrified - RGGVY, Electricity supplied

3. ASSAM

Very Good

Food Security:Targeted Public Distribution System(TPDS), Food Security:Antodaya Anna Yojana(AAY), Food Security:Targeted Public Distribution System (Only APL), Food Security:Targeted Public Distribution System (Only BPL), Houses constructed - IAY, ICDS Blocks Operational (Cum.), Anganwadis Functional (Cum.), Electricity supplied

Poor

Individual Swarozgaries Assisted - SGSY, SHGs provided income generating activities, Houses constructed - EWS/LIG, Slipped back habitations and habitations with water quality problems addressed-ARWSP, SC Families Assisted, Urban Poor Families Assisted under Seven Point Charter, Area Covered under Plantation (Public and Forest Lands), Seedlings Planted (Public and Forest Lands), Road Constructed-PMGSY, Villages Electrified - RGGVY

4. BIHAR

Very Good

Houses constructed - IAY, ICDS Blocks Operational (Cum.), Anganwadis Functional (Cum.)

Good

Electricity supplied

Poor

Individual Swarozgaries Assisted - SGSY, SHGs provided income generating activities, Food Security:Targeted Public Distribution System(TPDS), Food Security:Antodaya Anna Yojana(AAY), Food Security:Targeted Public Distribution System (Only APL), Food Security:Targeted Public Distribution System (Only BPL), Slipped back habitations and habitations with water quality problems addressed-ARWSP, SC Families Assisted, Area Covered under Plantation (Public and Forest Lands), Seedlings Planted (Public and Forest Lands), Road Constructed- PMGSY, Villages Electrified - RGGVY

Table - C (Contd.)

5. CHHATISGARH

Very Good

Individual Swarozgaries Assisted - SGSY, Food Security:Antodaya Anna Yojana(AAY), Food Security:Targeted Public Distribution System (Only BPL), ICDS Blocks Operational (Cum.), Anganwadis Functional (Cum.), Road Constructed- PMGSY, Electricity supplied

Poor

SHGs provided income generating activities, Food Security:Targeted Public Distribution System(TPDS), Food Security:Targeted Public Distribution System (Only APL), Houses constructed - IAY, Houses constructed - EWS/LIG, Slipped back habitations and habitations with water quality problems addressed-ARWSP, SC Families Assisted, Urban Poor Families Assisted under Seven Point Charter, Area Covered under Plantation (Public and Forest Lands), Seedlings Planted (Public and Forest Lands), Villages Electrified - RGGVY, Pumps sets energized

6. DELHI

Very Good

Food Security:Targeted Public Distribution System(TPDS), Food Security:Targeted Public Distribution System (Only APL), ICDS Blocks Operational (Cum.), Anganwadis Functional (Cum.), Electricity supplied

Good

Food Security:Antodaya Anna Yojana(AAY), Food Security:Targeted Public Distribution System (Only BPL)

Poor

Houses constructed - EWS/LIG, SC Families Assisted, Area Covered under Plantation (Public and Forest Lands), Seedlings Planted (Public and Forest Lands)

7. GOA

Very Good

Food Security:Targeted Public Distribution System(TPDS), Food Security:Antodaya Anna Yojana(AAY), Food Security:Targeted Public Distribution System (Only APL), Food Security:Targeted Public Distribution System (Only BPL), ICDS Blocks Operational (Cum.), Anganwadis Functional (Cum.), Seedlings Planted (Public and Forest Lands), Electricity supplied

Poor

Individual Swarozgaries Assisted - SGSY, SHGs provided income generating activities, Houses constructed - IAY, Houses constructed - EWS/LIG, SC Families Assisted, Area Covered under Plantation (Public and Forest Lands)

8. GUJARAT

Very Good

Individual Swarozgaries Assisted - SGSY, Food Security:Antodaya Anna Yojana(AAY), Food Security:Targeted Public Distribution System (Only BPL), Houses constructed - IAY, Slipped back habitations and habitations with water quality problems addressed-ARWSP, ICDS Blocks Operational (Cum.), Anganwadis Functional (Cum.), Pumps sets energized, Electricity supplied

Poor

SHGs provided income generating activities, Food Security:Targeted Public Distribution System(TPDS), Food Security:Targeted Public Distribution System (Only APL), Houses constructed - EWS/LIG, SC Families Assisted, Urban Poor Families Assisted under Seven Point Charter, Area Covered under Plantation (Public and Forest Lands), Seedlings Planted (Public and Forest Lands), Road Constructed-PMGSY

Table - C (Contd.)

9. HARYANA

Very Good

Individual Swarozgaries Assisted - SGSY, Food Security:Targeted Public Distribution System (Only BPL), Slipped back habitations and habitations with water quality problems addressed-ARWSP, ICDS Blocks Operational (Cum.), Anganwadis Functional (Cum.), Road Constructed- PMGSY, Pumps sets energized, Electricity supplied

Good

Food Security:Antodaya Anna Yojana(AAY), Houses constructed - IAY

Poor

SHGs provided income generating activities, Food Security:Targeted Public Distribution System(TPDS), Food Security:Targeted Public Distribution System (Only APL), Houses constructed - EWS/LIG, SC Families Assisted, Area Covered under Plantation (Public and Forest Lands), Seedlings Planted (Public and Forest Lands)

10. HIMACHAL PRADESH

Very Good

Individual Swarozgaries Assisted - SGSY, Food Security:Targeted Public Distribution System(TPDS), Food Security:Antodaya Anna Yojana(AAY), Food Security:Targeted Public Distribution System (Only APL), Food Security:Targeted Public Distribution System (Only BPL), Houses constructed - IAY, Slipped back habitations and habitations with water quality problems addressed-ARWSP, ICDS Blocks Operational (Cum.), Anganwadis Functional (Cum.), Road Constructed- PMGSY, Electricity supplied

Poor

SHGs provided income generating activities, SC Families Assisted, Area Covered under Plantation (Public and Forest Lands), Seedlings Planted (Public and Forest Lands)

11. JAMMU AND KASHMIR

Very Good

Individual Swarozgaries Assisted - SGSY, Food Security:Targeted Public Distribution System(TPDS), Food Security:Targeted Public Distribution System (Only APL), Food Security:Targeted Public Distribution System (Only BPL), SC Families Assisted, ICDS Blocks Operational (Cum.)

Good

Food Security:Antodaya Anna Yojana(AAY), Anganwadis Functional (Cum.)

Poor

SHGs provided income generating activities, Houses constructed - IAY, Slipped back habitations and habitations with water quality problems addressed-ARWSP, Area Covered under Plantation (Public and Forest Lands), Seedlings Planted (Public and Forest Lands), Road Constructed- PMGSY, Villages Electrified - RGGVY, Electricity supplied

12. JHARKHAND

Very Good

Individual Swarozgaries Assisted - SGSY, SHGs provided income generating activities, Food Security:Antodaya Anna Yojana(AAY), SC Families Assisted, ICDS Blocks Operational (Cum.), Anganwadis Functional (Cum.), Road Constructed- PMGSY, Villages Electrified - RGGVY, Electricity supplied

Good

Food Security:Targeted Public Distribution System (Only BPL)

Poor

Food Security:Targeted Public Distribution System(TPDS), Food Security:Targeted Public Distribution System (Only APL), Houses constructed - IAY, Slipped back habitations and habitations with water quality problems addressed-ARWSP, Area Covered under Plantation (Public and Forest Lands), Seedlings Planted (Public and Forest Lands)

Table - C (Contd.)

13. KARNATAKA

Very Good

Individual Swarozgaries Assisted - SGSY, Food Security:Targeted Public Distribution System(TPDS), Food Security:Antodaya Anna Yojana(AAY), Food Security:Targeted Public Distribution System (Only APL), Food Security:Targeted Public Distribution System (Only BPL), Houses constructed - IAY, ICDS Blocks Operational (Cum.), Anganwadis Functional (Cum.), Area Covered under Plantation (Public and Forest Lands), Seedlings Planted (Public and Forest Lands), Road Constructed- PMGSY, Pumps sets energized, Electricity supplied

Poor

SHGs provided income generating activities, Houses constructed - EWS/LIG, Slipped back habitations and habitations with water quality problems addressed-ARWSP, SC Families Assisted, Urban Poor Families Assisted under Seven Point Charter

14. KERALA

Very Good

Food Security:Targeted Public Distribution System(TPDS), Food Security:Antodaya Anna Yojana(AAY), Food Security:Targeted Public Distribution System (Only APL), Food Security:Targeted Public Distribution System (Only BPL), SC Families Assisted, ICDS Blocks Operational (Cum.), Anganwadis Functional (Cum.), Seedlings Planted (Public and Forest Lands), Electricity supplied

Good

Houses constructed - IAY

Poor

Individual Swarozgaries Assisted - SGSY, SHGs provided income generating activities, Houses constructed - EWS/LIG, Slipped back habitations and habitations with water quality problems addressed-ARWSP, Area Covered under Plantation (Public and Forest Lands), Road Constructed- PMGSY

15. MADHYA PRADESH

Very Good

Individual Swarozgaries Assisted - SGSY, Food Security:Targeted Public Distribution System(TPDS), Food Security:Antodaya Anna Yojana(AAY), Food Security:Targeted Public Distribution System (Only BPL), Houses constructed - IAY, Slipped back habitations and habitations with water quality problems addressed-ARWSP, ICDS Blocks Operational (Cum.), Anganwadis Functional (Cum.), Road Constructed- PMGSY, Pumps sets energized

Good

Food Security:Targeted Public Distribution System (Only APL), Electricity supplied

Poor

SHGs provided income generating activities, SC Families Assisted, Area Covered under Plantation (Public and Forest Lands), Seedlings Planted (Public and Forest Lands), Villages Electrified - RGGVY

16. MAHARASHTRA

Very Good

Food Security:Targeted Public Distribution System (Only BPL), ICDS Blocks Operational (Cum.), Road Constructed- PMGSY

Good

Food Security:Targeted Public Distribution System(TPDS), Food Security:Antodaya Anna Yojana(AAY), Food Security:Targeted Public Distribution System (Only APL), Anganwadis Functional (Cum.), Electricity supplied

Poor

Individual Swarozgaries Assisted - SGSY, SHGs provided income generating activities, Houses constructed - IAY, Houses constructed - EWS/LIG, Slipped back habitations and habitations with water quality problems addressed-ARWSP, SC Families Assisted, Urban Poor Families Assisted under Seven Point Charter, Area Covered under Plantation (Public and Forest Lands), Seedlings Planted (Public and Forest Lands)

Table - C (Contd.)

17. MANIPUR

Very Good

Food Security:Targeted Public Distribution System(TPDS), Food Security:Antodaya Anna Yojana(AAY), Food Security:Targeted Public Distribution System (Only APL), Food Security:Targeted Public Distribution System (Only BPL), Houses constructed - IAY, ICDS Blocks Operational (Cum.), Anganwadis Functional (Cum.), Road Constructed- PMGSY

Poor

Individual Swarozgaries Assisted - SGSY, SHGs provided income generating activities, Slipped back habitations and habitations with water quality problems addressed-ARWSP, SC Families Assisted, Area Covered under Plantation (Public and Forest Lands), Seedlings Planted (Public and Forest Lands), Villages Electrified - RGGVY, Electricity supplied

18. MEGHALAYA

Very Good

Individual Swarozgaries Assisted - SGSY, Food Security:Targeted Public Distribution System(TPDS), Food Security:Antodaya Anna Yojana(AAY), Food Security:Targeted Public Distribution System (Only APL), Food Security:Targeted Public Distribution System (Only BPL), Houses constructed - IAY, ICDS Blocks Operational (Cum.), Villages Electrified - RGGVY

Good

Electricity supplied

Poor

SHGs provided income generating activities, Slipped back habitations and habitations with water quality problems addressed-ARWSP, Anganwadis Functional (Cum.), Urban Poor Families Assisted under Seven Point Charter, Area Covered under Plantation (Public and Forest Lands), Seedlings Planted (Public and Forest Lands), Road Constructed- PMGSY

19. MIZORAM

Very Good

Individual Swarozgaries Assisted - SGSY, Food Security:Targeted Public Distribution System(TPDS), Food Security:Antodaya Anna Yojana(AAY), Food Security:Targeted Public Distribution System (Only APL), Food Security:Targeted Public Distribution System (Only BPL), ICDS Blocks Operational (Cum.), Anganwadis Functional (Cum.), Road Constructed- PMGSY

Poor

SHGs provided income generating activities, Houses constructed - IAY, Houses constructed - EWS/LIG, Slipped back habitations and habitations with water quality problems addressed-ARWSP, Area Covered under Plantation (Public and Forest Lands), Seedlings Planted (Public and Forest Lands), Villages Electrified - RGGVY, Electricity supplied

20. NAGALAND

Very Good

Food Security:Targeted Public Distribution System(TPDS), Food Security:Antodaya Anna Yojana(AAY), Food Security:Targeted Public Distribution System (Only APL), Food Security:Targeted Public Distribution System (Only BPL), Houses constructed - IAY, ICDS Blocks Operational (Cum.), Anganwadis Functional (Cum.), Road Constructed- PMGSY

Good

Individual Swarozgaries Assisted - SGSY, SHGs provided income generating activities, Electricity supplied

Poor

Slipped back habitations and habitations with water quality problems addressed-ARWSP, Area Covered under Plantation (Public and Forest Lands), Seedlings Planted (Public and Forest Lands), Villages Electrified - RGGVY

Table - C (Contd.)

21. ORISSA

Very Good

Food Security:Targeted Public Distribution System(TPDS), Food Security:Antodaya Anna Yojana(AAY), Food Security:Targeted Public Distribution System (Only BPL), ICDS Blocks Operational (Cum.), Anganwadis Functional (Cum.), Road Constructed- PMGSY, Electricity supplied

Good

Food Security:Targeted Public Distribution System (Only APL), Villages Electrified - RGGVY

Poor

Individual Swarozgaries Assisted - SGSY, SHGs provided income generating activities, Houses constructed - IAY, Houses constructed - EWS/LIG, SC Families Assisted, Area Covered under Plantation (Public and Forest Lands), Seedlings Planted (Public and Forest Lands)

22. PUDUCHERRY

Very Good

ICDS Blocks Operational (Cum.), Anganwadis Functional (Cum.), Electricity supplied

Poor

Individual Swarozgaries Assisted - SGSY, SHGs provided income generating activities, Food Security:Targeted Public Distribution System(TPDS), Food Security:Antodaya Anna Yojana(AAY), Food Security:Targeted Public Distribution System (Only APL), Food Security:Targeted Public Distribution System (Only BPL), Houses constructed - IAY, Houses constructed - EWS/LIG, SC Families Assisted, Area Covered under Plantation (Public and Forest Lands), Seedlings Planted (Public and Forest Lands)

23. PUNJAB

Very Good

Individual Swarozgaries Assisted - SGSY, Food Security:Targeted Public Distribution System (Only BPL), Slipped back habitations and habitations with water quality problems addressed-ARWSP, ICDS Blocks Operational (Cum.), Anganwadis Functional (Cum.), Road Constructed- PMGSY, Pumps sets energized

Good

Food Security:Targeted Public Distribution System(TPDS), Food Security:Targeted Public Distribution System (Only APL), Electricity supplied

Poor

SHGs provided income generating activities, Food Security:Antodaya Anna Yojana(AAY), Houses constructed - IAY, Habitations covered (NC and PC) - ARWSP, SC Families Assisted, Area Covered under Plantation (Public and Forest Lands), Seedlings Planted (Public and Forest Lands)

24. RAJASTHAN

Very Good

Food Security:Targeted Public Distribution System(TPDS), Food Security:Antodaya Anna Yojana(AAY), Food Security:Targeted Public Distribution System (Only APL), Food Security:Targeted Public Distribution System (Only BPL), ICDS Blocks Operational (Cum.), Anganwadis Functional (Cum.), Road Constructed- PMGSY, Electricity supplied

Good

Houses constructed - IAY, Pumps sets energized

Poor

Individual Swarozgaries Assisted - SGSY, SHGs provided income generating activities, Houses constructed - EWS/LIG, Habitations covered (NC and PC) - ARWSP, Slipped back habitations and habitations with water quality problems addressed-ARWSP, SC Families Assisted, Area Covered under Plantation (Public and Forest Lands), Seedlings Planted (Public and Forest Lands), Villages Electrified - RGGVY

Table - C (Contd.)

25. SIKKIM

Very Good

Individual Swarozgaries Assisted - SGSY, SHGs provided income generating activities, Food Security:Targeted Public Distribution System(TPDS), Food Security:Antodaya Anna Yojana(AAY), Food Security:Targeted Public Distribution System (Only APL), Food Security:Targeted Public Distribution System (Only BPL), Houses constructed - IAY, ICDS Blocks Operational (Cum.), Anganwadis Functional (Cum.)

Good

Houses constructed - EWS/LIG

Poor

Slipped back habitations and habitations with water quality problems addressed-ARWSP, SC Families Assisted, Urban Poor Families Assisted under Seven Point Charter, Area Covered under Plantation (Public and Forest Lands), Seedlings Planted (Public and Forest Lands), Road Constructed- PMGSY, Villages Electrified - RGGVY, Electricity supplied

26. TAMIL NADU

Very Good

Food Security:Targeted Public Distribution System (Only APL), SC Families Assisted, ICDS Blocks Operational (Cum.), Anganwadis Functional (Cum.), Road Constructed- PMGSY, Electricity supplied

Good

Food Security:Targeted Public Distribution System(TPDS), Food Security:Antodaya Anna Yojana(AAY)

Poor

Individual Swarozgaries Assisted - SGSY, SHGs provided income generating activities, Food Security:Targeted Public Distribution System (Only BPL), Houses constructed - IAY, Slipped back habitations and habitations with water quality problems addressed-ARWSP, Urban Poor Families Assisted under Seven Point Charter, Area Covered under Plantation (Public and Forest Lands), Seedlings Planted (Public and Forest Lands), Pumps sets energized

27. TRIPURA

Very Good

Houses constructed - IAY, ICDS Blocks Operational (Cum.), Anganwadis Functional (Cum.), Seedlings Planted (Public and Forest Lands)

Good

Food Security:Targeted Public Distribution System(TPDS), Food Security:Antodaya Anna Yojana(AAY), Food Security:Targeted Public Distribution System (Only APL), Food Security:Targeted Public Distribution System (Only BPL), Area Covered under Plantation (Public and Forest Lands), Electricity supplied

Poor

Individual Swarozgaries Assisted - SGSY, SHGs provided income generating activities, Houses constructed - EWS/LIG, Slipped back habitations and habitations with water quality problems addressed-ARWSP, SC Families Assisted, Road Constructed- PMGSY, Villages Electrified - RGGVY

28. UTTARAKHAND

Very Good

Food Security:Targeted Public Distribution System(TPDS), Food Security:Antodaya Anna Yojana(AAY), Food Security:Targeted Public Distribution System (Only APL), Food Security:Targeted Public Distribution System (Only BPL), Slipped back habitations and habitations with water quality problems addressed-ARWSP, ICDS Blocks Operational (Cum.), Road Constructed- PMGSY, Electricity supplied

Poor

Individual Swarozgaries Assisted - SGSY, SHGs provided income generating activities, Houses constructed - IAY, Habitations covered (NC and PC) - ARWSP, SC Families Assisted, Anganwadis Functional (Cum.), Area Covered under Plantation (Public and Forest Lands), Seedlings Planted (Public and Forest Lands), Villages Electrified - RGGVY, Pumps sets energized

Table - C (Contd.)

29. UTTAR PRADESH

Very Good

Individual Swarozgaries Assisted - SGSY, Food Security:Targeted Public Distribution System(TPDS), Food Security:Antodaya Anna Yojana(AAY), Food Security:Targeted Public Distribution System (Only APL), Food Security:Targeted Public Distribution System (Only BPL), ICDS Blocks Operational (Cum.), Anganwadis Functional (Cum.), Road Constructed- PMGSY

Good

Houses constructed - IAY, Slipped back habitations and habitations with water quality problems addressed-ARWSP

Poor

SHGs provided income generating activities, SC Families Assisted, Area Covered under Plantation (Public and Forest Lands), Seedlings Planted (Public and Forest Lands), Electricity supplied

30. WEST BENGAL

Very Good

Individual Swarozgaries Assisted - SGSY, Food Security:Targeted Public Distribution System(TPDS), Food Security:Targeted Public Distribution System (Only APL), Food Security:Targeted Public Distribution System (Only BPL), Houses constructed - IAY, ICDS Blocks Operational (Cum.), Anganwadis Functional (Cum.), Villages Electrified - RGGVY, Electricity supplied

Good

Food Security:Antodaya Anna Yojana(AAY), Road Constructed- PMGSY

Poor

SHGs provided income generating activities, Houses constructed - EWS/LIG, Slipped back habitations and habitations with water quality problems addressed-ARWSP, SC Families Assisted, Area Covered under Plantation (Public and Forest Lands), Seedlings Planted (Public and Forest Lands), Pumps sets energized

31. ANDAMAN AND NICOBAR ISLANDS

Very Good

Individual Swarozgaries Assisted - SGSY, SHGs provided income generating activities, ICDS Blocks Operational (Cum.), Anganwadis Functional (Cum.)

Good

Food Security:Antodaya Anna Yojana(AAY)

Poor

Food Security:Targeted Public Distribution System(TPDS), Food Security:Targeted Public Distribution System (Only APL), Food Security:Targeted Public Distribution System (Only BPL), Houses constructed - IAY, Slipped back habitations and habitations with water quality problems addressed-ARWSP, Area Covered under Plantation (Public and Forest Lands), Seedlings Planted (Public and Forest Lands), Electricity supplied

32. CHANDIGARH

Very Good

Food Security:Targeted Public Distribution System(TPDS), Food Security:Targeted Public Distribution System (Only APL), Food Security:Targeted Public Distribution System (Only BPL), SC Families Assisted, ICDS Blocks Operational (Cum.), Anganwadis Functional (Cum.), Electricity supplied

Poor

Food Security:Antodaya Anna Yojana(AAY), Area Covered under Plantation (Public and Forest Lands), Seedlings Planted (Public and Forest Lands)

Table - C (Contd.)

33. DADRA AND NAGAR HAVELI

Very Good

ICDS Blocks Operational (Cum.), Electricity supplied

Good

Anganwadis Functional (Cum.)

Poor

Individual Swarozgaries Assisted - SGSY, SHGs provided income generating activities, Food Security:Targeted Public Distribution System(TPDS), Food Security:Antodaya Anna Yojana(AAY), Food Security:Targeted Public Distribution System (Only APL), Food Security:Targeted Public Distribution System (Only BPL), Houses constructed - IAY, Area Covered under Plantation (Public and Forest Lands), Seedlings Planted (Public and Forest Lands)

34. DAMAN AND DIU

Very Good

Individual Swarozgaries Assisted - SGSY, ICDS Blocks Operational (Cum.), Anganwadis Functional (Cum.)

Good

Electricity supplied

Poor

SHGs provided income generating activities, Food Security:Targeted Public Distribution System(TPDS), Food Security:Antodaya Anna Yojana(AAY), Food Security:Targeted Public Distribution System (Only APL), Food Security:Targeted Public Distribution System (Only BPL), Houses constructed - IAY, Area Covered under Plantation (Public and Forest Lands), Seedlings Planted (Public and Forest Lands)

35. LAKSHADWEEP

Very Good

SHGs provided income generating activities, Food Security:Targeted Public Distribution System(TPDS), Food Security:Targeted Public Distribution System (Only APL), Houses constructed - IAY, ICDS Blocks Operational (Cum.), Anganwadis Functional (Cum.), Seedlings Planted (Public and Forest Lands), Electricity supplied

Poor

Individual Swarozgaries Assisted - SGSY, Food Security:Antodaya Anna Yojana(AAY), Food Security:Targeted Public Distribution System (Only BPL), Area Covered under Plantation (Public and Forest Lands)

Ranking of States: During April-June, 2009

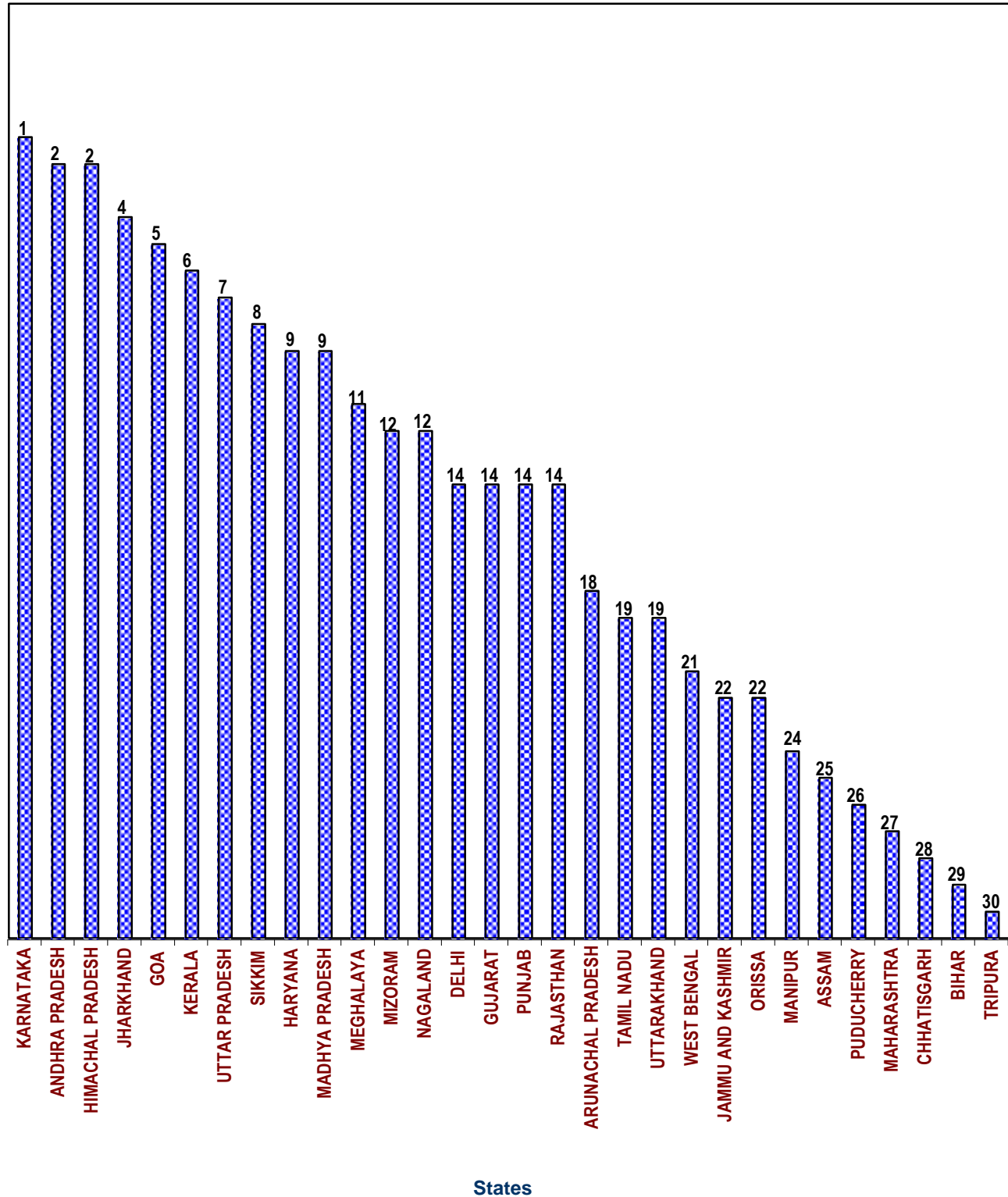


Table - D

SCORE CARD AND RANKING OF STATES ACCORDING TO THEIR PERFORMANCE
During the period April to June, 2009

States	No. of Items/ Parameters	Max Score	Parameters in category				Total Marks	% Ach.	RANK
			A	B	C	D			
KARNATAKA	18	54	13	3	1	1	46	85	1
ANDHRA PRADESH	15	45	11	0	4	0	37	82	2
HIMACHAL PRADESH	15	45	11	2	0	2	37	82	2
JHARKHAND	16	48	9	3	4	0	37	77	4
GOA	14	42	8	2	3	1	31	74	5
KERALA	16	48	9	2	4	1	35	73	6
UTTAR PRADESH	15	45	8	3	2	2	32	71	7
SIKKIM	18	54	9	4	2	3	37	69	8
HARYANA	17	51	8	2	6	1	34	67	9
MADHYA PRADESH	17	51	10	0	4	3	34	67	9
MEGHALAYA	16	48	8	2	3	3	31	65	11
MIZORAM	16	48	8	1	4	3	30	62	12
NAGALAND	15	45	8	1	2	4	28	62	12
DELHI	11	33	5	0	5	1	20	61	14
GUJARAT	18	54	9	1	4	4	33	61	14
PUNJAB	17	51	7	2	6	2	31	61	14
RAJASTHAN	19	57	8	3	5	3	35	61	14
ARUNACHAL PRADESH	16	48	7	1	6	2	29	60	18
TAMIL NADU	17	51	6	1	10	0	30	59	19
UTTARAKHAND	18	54	8	1	6	3	32	59	19
WEST BENGAL	18	54	9	0	4	5	31	57	21
JAMMU AND KASHMIR	16	48	6	1	7	2	27	56	22
ORISSA	16	48	7	2	2	5	27	56	22
MANIPUR	16	48	8	0	2	6	26	54	24
ASSAM	18	54	8	1	2	7	28	52	25
PUDUCHERRY	14	42	3	3	6	2	21	50	26
MAHARASHTRA	17	51	3	3	9	2	24	47	27
CHHATISGARH	19	57	7	0	4	8	25	44	28
BIHAR	16	48	3	0	11	2	20	42	29
TRIPURA	17	51	4	2	5	6	21	41	30

NORMS FOR RANKING

The criteria for performance assessment of States is as follows:

	<u>Marks</u>
Category "A" Where the Achievement is 90% or above of the target	3
Category "B" Where the Achievement is above National Average	2
Category "C" Where the Achievement is below National Average	1
Category "D" Where their is NIL Performance	0

Note: For ranking of the states, the All-India Percent achievement is taken as the National Average.

PART - II

TWENTY POINT PROGRAMME - 2006

ITEM-WISE PERFORMANCE TABLES

Table - 1

Employment generation under the NREG Scheme

Sl. No.	State/UT Name	No. of job cards issued (Number) April,2009-June,2009	Employment generated (Number) April,2009-June,2009	Wages given (Rupees) April,2009-June,2009
		(3)	(4)	(5)
1	ANDHRA PRADESH	2,62,242	12,18,37,265	10,16,53,00,000
2	ARUNACHAL PRADESH	0	0	0
3	ASSAM	30,29,609	1,97,25,000	1,73,04,45,000
4	BIHAR	5,09,162	1,64,58,000	1,42,02,15,000
5	CHHATISGARH	33,79,665	1,66,25,000	1,23,80,81,000
6	DELHI	0	0	0
7	GOA	438	237	44,000
8	GUJARAT	1,36,004	1,11,33,000	76,49,00,000
9	HARYANA	3,91,912	10,61,000	12,90,28,000
10	HIMACHAL PRADESH	8,70,588	42,25,000	46,94,77,000
11	JAMMU AND KASHMIR	23,514	13,32,454	8,73,56,700
12	JHARKHAND	60,115	1,36,93,367	1,42,27,62,584
13	KARNATAKA	2,35,755	66,06,000	64,82,38,000
14	KERALA	86,779	25,00,633	30,41,43,000
15	MADHYA PRADESH	1,12,60,536	9,27,16,000	7,67,32,85,000
16	MAHARASHTRA	49,86,626	1,43,91,000	1,36,58,96,000
17	MANIPUR	93,359	9,41,000	7,65,11,000
18	MEGHALAYA	3,10,590	21,44,000	19,74,01,000
19	MIZORAM	0	0	0
20	NAGALAND	1,71,000	40,43,800	57,12,76,000
21	ORISSA	50,979	57,86,000	50,48,31,000
22	PUDUCHERRY	0	95,941	56,98,000
23	PUNJAB	5,66,976	6,70,000	8,22,86,000
24	RAJASTHAN	85,84,347	19,90,90,000	17,04,66,50,000
25	SIKKIM	69,798	3,40,903	10,17,90,400
26	TAMIL NADU	1,58,673	5,34,16,200	4,27,16,78,600
27	TRIPURA	6,01,850	47,11,000	18,25,00,000
28	UTTARAKHAND	13,999	27,01,300	25,63,20,000
29	UTTAR PRADESH	6,59,904	5,26,96,782	5,26,96,78,200
30	WEST BENGAL	4,02,029	3,31,11,000	2,72,24,81,000
31	ANDAMAN AND NICOBAR ISLANDS	5,137	45,890	73,93,000
32	CHANDIGARH	0	0	0
33	DADRA AND NAGAR HAVELI	0	14,284	0
34	DAMAN AND DIU	0	0	0
35	LAKSHADWEEP	373	23,956	29,83,000
Grand Total		3,69,21,959	68,21,36,012	58,71,86,48,484

Swaranjayanti Gram Swarojgar Yojana

Individual Swarojgaries Assisted

% Achievement of Target

During April-June, 2009

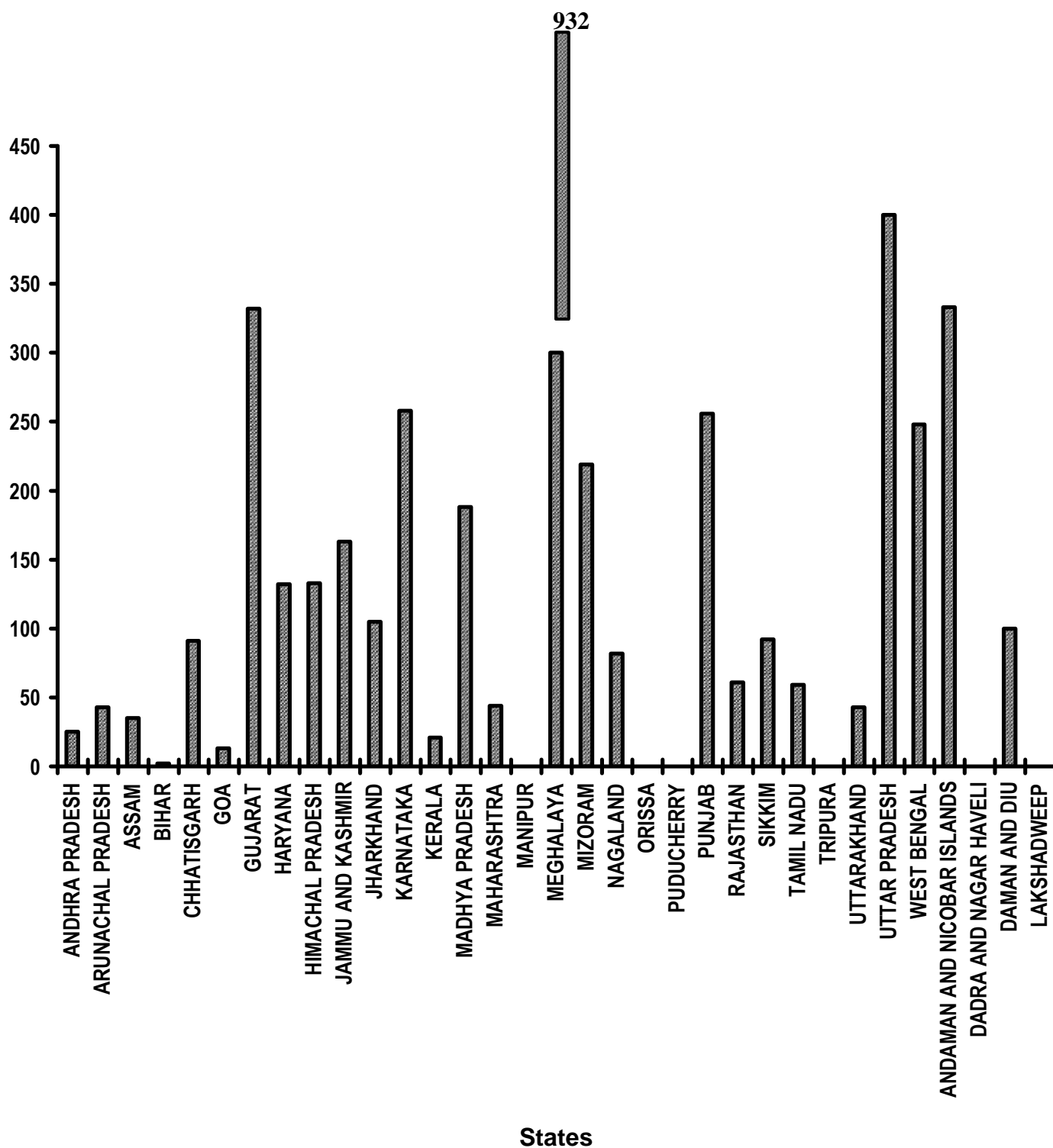


Table - 2 (A)

Swaranjayanti Gram Swarojgar Yojana
Individual Swarozgaries Assisted
(Unit: Number)

Sl. No.	State/UT Name	Target		Achievement April,2009-June,2009	Percent Achievement April,2009-June,2009
		2009-2010	April,2009-June,2009		
(1)	(2)	(3)	(4)	(5)	(5)/(4)
1	ANDHRA PRADESH	14,555	2,184	536	25
2	ARUNACHAL PRADESH	633	96	41 *	43
3	ASSAM	16,433	2,466	869	35
4	BIHAR	34,625	5,193	125	2
5	CHHATISGARH	7,690	1,152	1,049	91
6	GOA	211	31	4	13
7	GUJARAT	5,479	822	2,726	332
8	HARYANA	3,224	483	639	132
9	HIMACHAL PRADESH	1,357	204	271	133
10	JAMMU AND KASHMIR	1,681	252	410	163
11	JHARKHAND	13,056	1,959	2,053	105
12	KARNATAKA	10,990	1,650	4,249	258
13	KERALA	4,932	741	158	21
14	MADHYA PRADESH	16,477	2,472	4,641	188
15	MAHARASHTRA	21,726	3,258	1,429	44
16	MANIPUR	1,102	165	0	0
17	MEGHALAYA	1,234	186	1,734	932
18	MIZORAM	286	42	92 *	219
19	NAGALAND	846	126	103	82
20	ORISSA	16,649	2,496	1	0
21	PUDUCHERRY	251	39	0	0
22	PUNJAB	1,567	234	598	256
23	RAJASTHAN	8,346	1,251	759	61
24	SIKKIM	316	48	44 *	92
25	TAMIL NADU	12,871	1,932	1,133	59
26	TRIPURA	1,989	297	0	0
27	UTTARAKHAND	2,624	393	170	43
28	UTTAR PRADESH	49,848	7,476	29,923	400
29	WEST BENGAL	18,502	2,775	6,884	248
30	ANDAMAN AND NICOBAR ISLANDS	25	3	10	333
31	DADRA AND NAGAR HAVELI	25	3	0	0
32	DAMAN AND DIU	25	3	3	100
33	LAKSHADWEEP	25	3	0	0
Grand Total		2,69,600	40,435	60,654	150

Very Good:(90% or above of targets)

CHHATISGARH, GUJARAT, HARYANA, HIMACHAL PRADESH, JAMMU AND KASHMIR, JHARKHAND, KARNATAKA, MADHYA PRADESH, MEGHALAYA, MIZORAM, PUNJAB, SIKKIM, UTTAR PRADESH, WEST BENGAL, ANDAMAN AND NICOBAR ISLANDS, DAMAN AND DIU

Good:(Between 80% to 90% targets)

NAGALAND

Poor:(Below 80% of targets)

ANDHRA PRADESH, ARUNACHAL PRADESH, ASSAM, BIHAR, GOA, KERALA, MAHARASHTRA, MANIPUR, ORISSA, PUDUCHERRY, RAJASTHAN, TAMIL NADU, TRIPURA, UTTARAKHAND, DADRA AND NAGAR HAVELI, LAKSHADWEEP

* Figures furnished by Ministry of Rural Development

Table-2(B)

Swaranjayanti Gram Swarozgar Yojana

Sl. No.		State/UT Name	Individual SC Swarozgaries Assisted (Number) April,2009- June,2009	Individual ST Swarozgaries Assisted (Number) April,2009- June,2009	Individual Women Swarozgaries Assisted (Number) April,2009- June,2009	Individual Disabled Swarozgaries Assisted (Number) April,2009- June,2009
(1)	(2)	(3)	(4)	(5)	(6)	(7)
1	ANDHRA PRADESH	200	54	536	141	
2	ARUNACHAL PRADESH	0	0	0	0	
3	ASSAM	78	154	375	42	
4	BIHAR	18	0	83	37	
5	CHHATISGARH	158	444	22	5	
6	GOA	0	1	3	0	
7	GUJARAT	1,274	0	792	22	
8	HARYANA	172	0	320	19	
9	HIMACHAL PRADESH	500	54	675	10	
10	JAMMU AND KASHMIR	65	40	106	1	
11	JHARKHAND	254	1,075	210	54	
12	KARNATAKA	1,831	493	4,052	46	
13	KERALA	440	106	52	21	
14	MADHYA PRADESH	906	1,764	1,659	135	
15	MAHARASHTRA	365	410	571	55	
16	MANIPUR	0	16	0	0	
17	MEGHALAYA	0	1,734	572	0	
18	MIZORAM	0	0	0	0	
19	NAGALAND	0	69	31	3	
20	ORISSA	0	0	0	0	
21	PUDUCHERRY	0	0	0	0	
22	PUNJAB	496	0	333	2	
23	RAJASTHAN	323	97	443	5	
24	SIKKIM	11	205	279	1	
25	TAMIL NADU	612	0	507	49	
26	TRIPURA	0	0	0	0	
27	UTTARAKHAND	142	3	40	0	
28	UTTAR PRADESH	14,219	26	11,244	328	
29	WEST BENGAL	2,832	287	6,085	25	
30	ANDAMAN AND NICOBAR ISLANDS	0	3	2	0	
31	DADRA AND NAGAR HAVELI	0	0	0	0	
32	DAMAN AND DIU	0	0	0	0	
33	LAKSHADWEEP	0	9	4	0	
Grand Total		24,896	7,044	28,996	1,001	

Table - 3(A)

Self Help Groups (SHG)
(Unit: Number)

		Formed under SGSY (Number) April,2009- June,2009
Sl. No.	State/UT Name	
(1)	(2)	(3)
1	ANDHRA PRADESH	7,926
2	ARUNACHAL PRADESH	0
3	ASSAM	2,036
4	BIHAR	3,080
5	CHHATISGARH	409
6	DELHI	0
7	GOA	1
8	GUJARAT	734
9	HARYANA	677
10	HIMACHAL PRADESH	327
11	JAMMU AND KASHMIR	147
12	JHARKHAND	1,767
13	KARNATAKA	1,012
14	KERALA	206
15	MADHYA PRADESH	2,433
16	MAHARASHTRA	3,231
17	MANIPUR	77
18	MEGHALAYA	131
19	MIZORAM	0
20	NAGALAND	122
21	ORISSA	522
22	PUDUCHERRY	16
23	PUNJAB	118
24	RAJASTHAN	337
25	SIKKIM	26
26	TAMIL NADU	100
27	TRIPURA	0
28	UTTARAKHAND	506
29	UTTAR PRADESH	7,139
30	WEST BENGAL	6,841
31	ANDAMAN AND NICOBAR ISLANDS	23
32	CHANDIGARH	0
33	DADRA AND NAGAR HAVELI	0
34	DAMAN AND DIU	0
35	LAKSHADWEEP	0
Grand Total		39,944

Self Help Groups (SHG)

To whom income generating activities provided

% Achievement of Target
During April-June, 2009

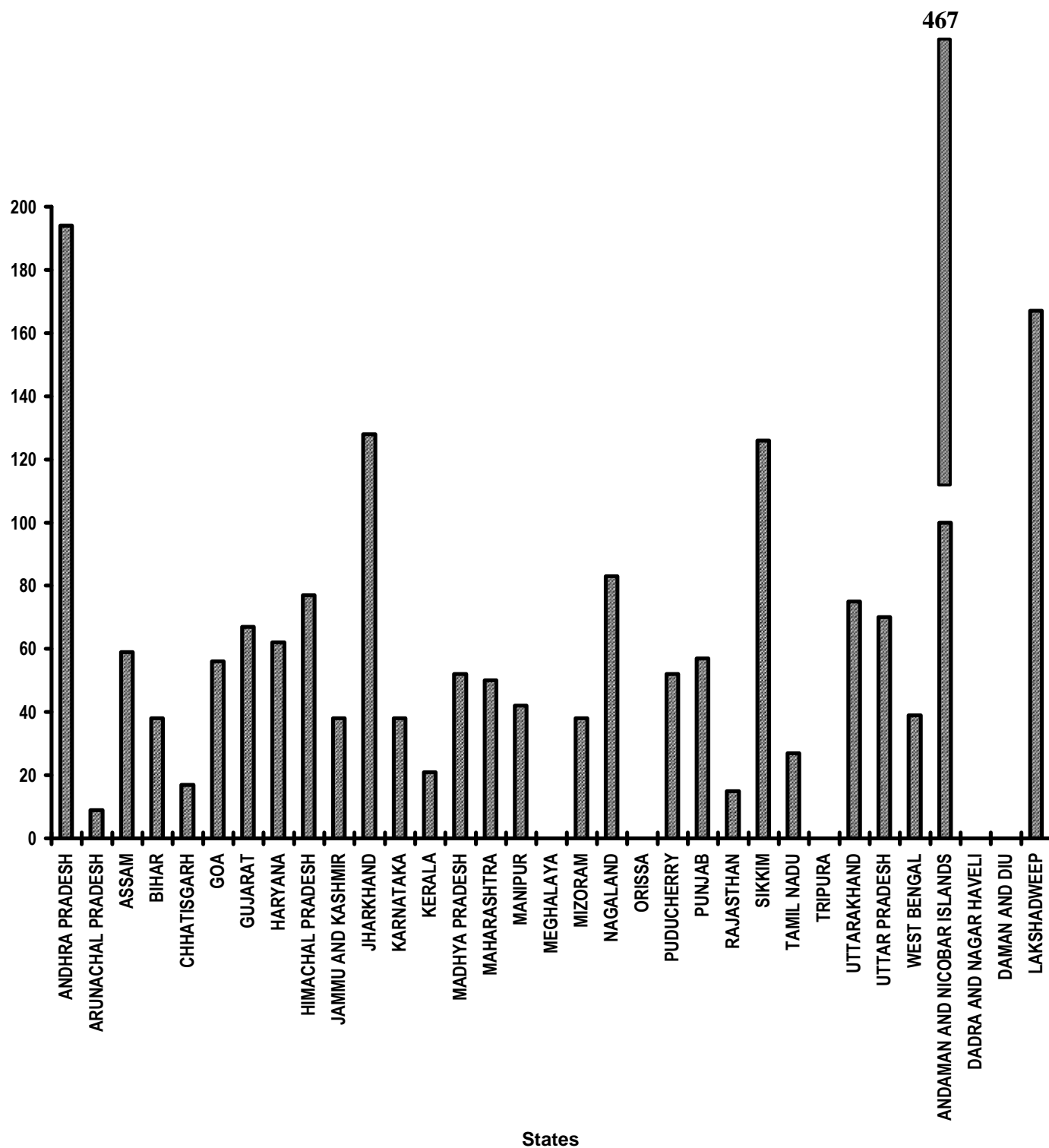


Table - 3(B)

Self Help Groups (SHG)
To whom income generating activities provided
(Unit: Number)

Sl. No.	State/UT Name	Target		Achievement April,2009-June,2009	Percent Achievement April,2009-June,2009
		2009-2010	April,2009-June,2009		
(1)	(2)	(3)	(4)	(5)	(5)/(4)
1	ANDHRA PRADESH	8,384	1,257	2,437	194
2	ARUNACHAL PRADESH	364	54	5 *	9
3	ASSAM	9,465	1,419	840	59
4	BIHAR	19,944	2,991	1,139	38
5	CHHATISGARH	4,429	663	114	17
6	GOA	121	18	10	56
7	GUJARAT	3,156	474	316	67
8	HARYANA	1,857	279	174	62
9	HIMACHAL PRADESH	781	117	90	77
10	JAMMU AND KASHMIR	968	144	54	38
11	JHARKHAND	7,520	1,128	1,442	128
12	KARNATAKA	6,330	951	365	38
13	KERALA	2,841	426	88	21
14	MADHYA PRADESH	9,491	1,425	745	52
15	MAHARASHTRA	12,514	1,878	946	50
16	MANIPUR	635	96	40	42
17	MEGHALAYA	711	108	0	0
18	MIZORAM	165	24	9 *	38
19	NAGALAND	487	72	60	83
20	ORISSA	9,590	1,437	4	0
21	PUDUCHERRY	144	21	11	52
22	PUNJAB	903	135	77	57
23	RAJASTHAN	4,807	720	109	15
24	SIKKIM	182	27	34	126
25	TAMIL NADU	7,413	1,113	297	27
26	TRIPURA	1,146	171	0	0
27	UTTARAKHAND	1,511	228	171	75
28	UTTAR PRADESH	28,713	4,308	3,015	70
29	WEST BENGAL	10,657	1,599	619	39
30	ANDAMAN AND NICOBAR ISLANDS	14	3	14	467
31	DADRA AND NAGAR HAVELI	14	3	0	0
32	DAMAN AND DIU	14	3	0	0
33	LAKSHADWEEP	14	3	5	167
Grand Total		1,55,285	23,295	13,230	57

Very Good:(90% or above of targets)

ANDHRA PRADESH, JHARKHAND, SIKKIM, ANDAMAN AND NICOBAR ISLANDS, LAKSHADWEEP

Good:(Between 80% to 90% targets)

NAGALAND

Poor:(Below 80% of targets)

ARUNACHAL PRADESH, ASSAM, BIHAR, CHHATISGARH, GOA, GUJARAT, HARYANA, HIMACHAL PRADESH, JAMMU AND KASHMIR, KARNATAKA, KERALA, MADHYA PRADESH, MAHARASHTRA, MANIPUR, MEGHALAYA, MIZORAM, ORISSA, PUDUCHERRY, PUNJAB, RAJASTHAN, TAMIL NADU, TRIPURA, UTTARAKHAND, UTTAR PRADESH, WEST BENGAL, DADRA AND NAGAR HAVELI, DAMAN AND DIU

* Figures furnished by Ministry of Rural Development

Table - 4(A)

Distribution of waste land to the landless
(Unit: Hectare)

		Total Land Distributed (Hectare) April,2009- June,2009
Sl. No.	State/UT Name	
(1)	(2)	(3)
1	ANDHRA PRADESH	0
2	ARUNACHAL PRADESH	0
3	ASSAM	0
4	BIHAR	0
5	CHHATISGARH	0
6	DELHI	0
7	GOA	0
8	GUJARAT	0
9	HARYANA	0
10	JAMMU AND KASHMIR	0
11	JHARKHAND	61
12	KARNATAKA	0
13	KERALA	0
14	MADHYA PRADESH	0
15	MAHARASHTRA	0
16	MANIPUR	0
17	MEGHALAYA	0
18	MIZORAM	0
19	NAGALAND	0
20	ORISSA	70
21	PUDUCHERRY	0
22	PUNJAB	0
23	RAJASTHAN	0
24	SIKKIM	0
25	TAMIL NADU	33
26	TRIPURA	0
27	UTTARAKHAND	0
28	UTTAR PRADESH	753
29	WEST BENGAL	0
30	ANDAMAN AND NICOBAR ISLANDS	0
31	CHANDIGARH	0
32	DADRA AND NAGAR HAVELI	0
33	DAMAN AND DIU	0
34	LAKSHADWEEP	0
Grand Total		917

Table-4 (B)

Distribution of waste land to the landless

Sl. No.	State/UT Name	Land Distributed to SC (Hectare) April,2009- June,2009	Land Distributed to ST (Hectare) April,2009- June,2009	Land Distributed to Others (Hectare) April,2009- June,2009
		(3)	(4)	(5)
1	ANDHRA PRADESH	0	0	0
2	ARUNACHAL PRADESH	0	0	0
3	ASSAM	0	0	0
4	BIHAR	0	0	0
5	CHHATISGARH	0	0	0
6	DELHI	0	0	0
7	GOA	0	0	0
8	GUJARAT	0	0	0
9	HARYANA	0	0	0
10	JAMMU AND KASHMIR	0	0	0
11	JHARKHAND	5	43	12
12	KARNATAKA	0	0	0
13	KERALA	0	0	0
14	MADHYA PRADESH	0	0	0
15	MAHARASHTRA	0	0	0
16	MANIPUR	0	0	0
17	MEGHALAYA	0	0	0
18	MIZORAM	0	0	0
19	NAGALAND	0	0	0
20	ORISSA	9	21	40
21	PUDUCHERRY	0	0	0
22	PUNJAB	0	0	0
23	RAJASTHAN	0	0	0
24	SIKKIM	0	0	0
25	TAMIL NADU	6	0	27
26	TRIPURA	0	0	0
27	UTTARAKHAND	0	0	0
28	UTTAR PRADESH	444	3	306
29	WEST BENGAL	0	0	0
30	ANDAMAN AND NICOBAR ISLANDS	0	0	0
31	CHANDIGARH	0	0	0
32	DADRA AND NAGAR HAVELI	0	0	0
33	DAMAN AND DIU	0	0	0
34	LAKSHADWEEP	0	0	0
Grand Total		464	67	385

Table - 5(A)

Minimum Wages Enforcement (including Farm Labour)

Sl. No.	State/UT Name	Agriculture and Farm Workers: Inspections made (Number)	Agriculture and Farm Workers: Irregularities detected (Number)	Agriculture and Farm Workers: Irregularities rectified (Number)
		April,2009-June,2009	April,2009-June,2009	April,2009-June,2009
(1)	(2)	(3)	(4)	(5)
1	ANDHRA PRADESH	0	0	0
2	ARUNACHAL PRADESH	0	0	0
3	ASSAM	0	0	0
4	BIHAR	38,986	5,760	5,780
5	CHHATISGARH	0	0	0
6	DELHI	0	0	0
7	GOA	0	0	0
8	GUJARAT	13,538	1,795	1,771
9	HARYANA	0	0	0
10	HIMACHAL PRADESH	0	0	0
11	JAMMU AND KASHMIR	0	0	0
12	JHARKHAND	0	0	0
13	KARNATAKA	0	0	0
14	KERALA	0	0	0
15	MADHYA PRADESH	0	0	0
16	MAHARASHTRA	0	0	0
17	MANIPUR	0	0	0
18	MEGHALAYA	0	0	0
19	MIZORAM	0	0	0
20	NAGALAND	0	0	0
21	ORISSA	4,298	2,740	2,268
22	PUDUCHERRY	0	0	0
23	PUNJAB	247	0	0
24	RAJASTHAN	273	0	0
25	SIKKIM	0	0	0
26	TAMIL NADU	0	0	0
27	TRIPURA	0	0	0
28	UTTARAKHAND	0	0	0
29	UTTAR PRADESH	0	0	0
30	WEST BENGAL	0	0	0
31	ANDAMAN AND NICOBAR ISLANDS	0	0	0
32	CHANDIGARH	0	0	0
33	DADRA AND NAGAR HAVELI	0	0	0
34	DAMAN AND DIU	0	0	0
35	LAKSHADWEEP	0	0	0
Grand Total		57,342	10,295	9,819

Table - 5(B)

Minimum Wages Enforcement (including Farm Labour)
(Unit: Number)

Sl. No.		Agriculture and Farm Workers: Claims filed (Number) April,2009- June,2009	Agriculture and Farm Workers: Claims settled (Number) April,2009- June,2009
(1)	(2)	(3)	(4)
1	ANDHRA PRADESH	0	0
2	ARUNACHAL PRADESH	0	0
3	ASSAM	0	0
4	BIHAR	1,751	2,001
5	CHHATISGARH	0	0
6	DELHI	0	0
7	GOA	0	0
8	GUJARAT	0	0
9	HARYANA	4	23
10	HIMACHAL PRADESH	0	0
11	JAMMU AND KASHMIR	0	0
12	JHARKHAND	0	0
13	KARNATAKA	0	0
14	KERALA	0	0
15	MADHYA PRADESH	0	0
16	MAHARASHTRA	0	0
17	MANIPUR	0	0
18	MEGHALAYA	0	0
19	MIZORAM	0	0
20	NAGALAND	0	0
21	ORISSA	0	0
22	PUDUCHERRY	0	0
23	PUNJAB	0	0
24	RAJASTHAN	3	1
25	SIKKIM	0	0
26	TAMIL NADU	0	0
27	TRIPURA	0	0
28	UTTARAKHAND	0	0
29	UTTAR PRADESH	0	0
30	WEST BENGAL	0	0
31	ANDAMAN AND NICOBAR ISLANDS	0	0
32	CHANDIGARH	0	0
33	DADRA AND NAGAR HAVELI	0	0
34	DAMAN AND DIU	0	0
35	LAKSHADWEEP	0	0
Grand Total		1,758	2,025

Table - 5(C)

Minimum Wages Enforcement (including Farm Labour)

Sl. No.	State/UT Name	Agriculture and Farm Workers: Prosecution cases Pending (Number) April,2009- June,2009	Agriculture and Farm Workers: Prosecution cases filed (Number) April,2009- June,2009	Agriculture and Farm Workers: Prosecution cases decided (Number) April,2009- June,2009
		(3)	(4)	(5)
1	ANDHRA PRADESH	0	0	0
2	ARUNACHAL PRADESH	0	0	0
3	ASSAM	0	0	0
4	BIHAR	1,206	0	0
5	CHHATISGARH	0	0	0
6	DELHI	0	0	0
7	GOA	0	0	0
8	GUJARAT	0	4	4
9	HARYANA	2,653	0	0
10	HIMACHAL PRADESH	0	0	0
11	JAMMU AND KASHMIR	0	0	0
12	JHARKHAND	0	0	0
13	KARNATAKA	0	0	0
14	KERALA	0	0	0
15	MADHYA PRADESH	0	0	0
16	MAHARASHTRA	0	0	0
17	MANIPUR	0	0	0
18	MEGHALAYA	0	0	0
19	MIZORAM	0	0	0
20	NAGALAND	0	0	0
21	ORISSA	447	0	0
22	PUDUCHERRY	0	0	0
23	PUNJAB	0	0	0
24	RAJASTHAN	0	0	0
25	SIKKIM	0	0	0
26	TAMIL NADU	0	0	0
27	TRIPURA	0	0	0
28	UTTARAKHAND	0	0	0
29	UTTAR PRADESH	0	0	0
30	WEST BENGAL	0	0	0
31	ANDAMAN AND NICOBAR ISLANDS	0	0	0
32	CHANDIGARH	0	0	0
33	DADRA AND NAGAR HAVELI	0	0	0
34	DAMAN AND DIU	0	0	0
35	LAKSHADWEEP	0	0	0
Grand Total		4,306	4	4

Food Security: Targeted Public Distribution System (APL+BPL+AAY)

Off take

% Achievement of Target
During April-June, 2009

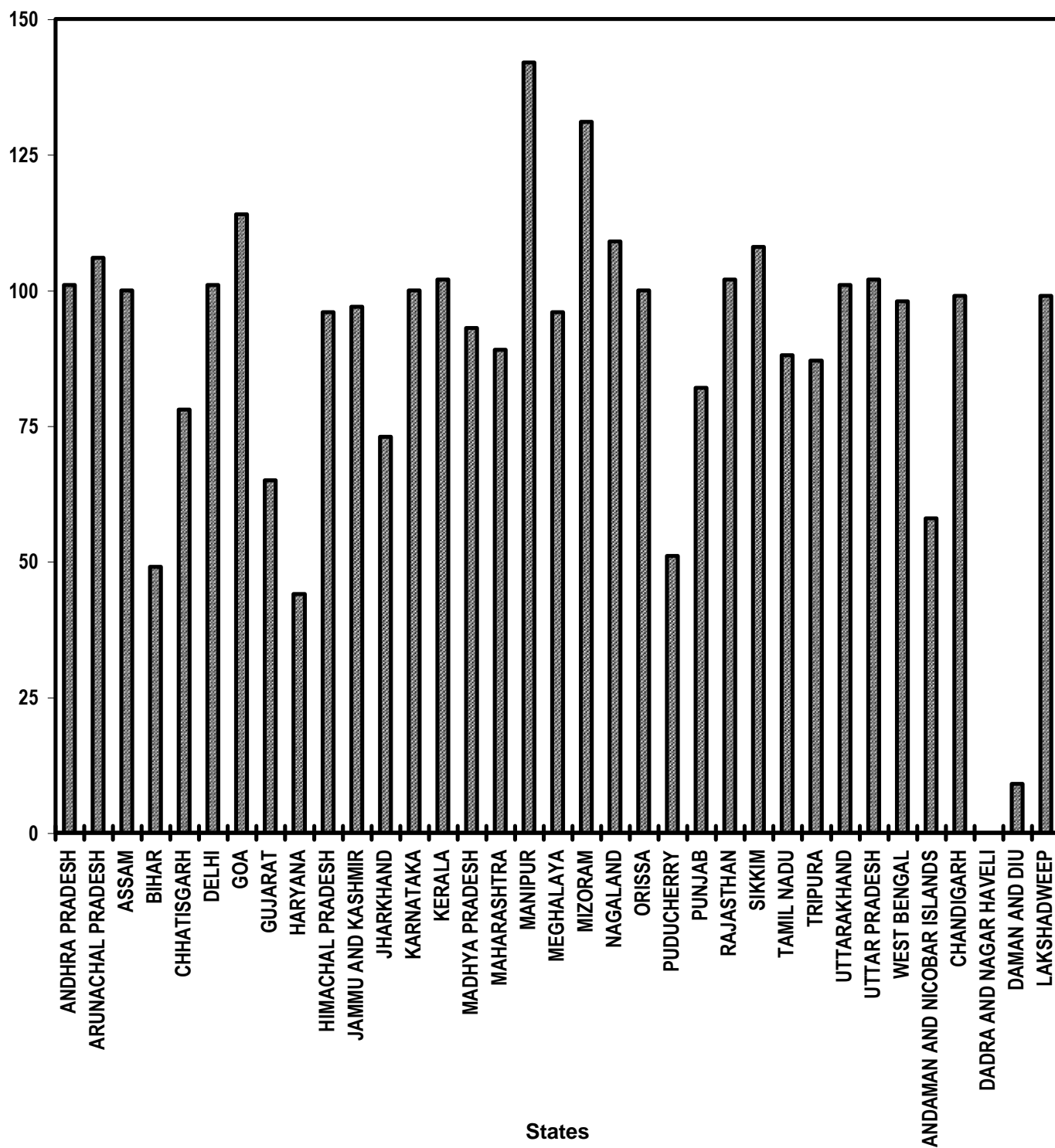


Table - 6(A)

Food security-Targeted Public Distribution system (APL+BPL+AAAY)

Sl. No.	State/UT Name	Allocation of Food Grains (Tonnes)	Off take (Tonnes)	Percentage of offtake w.r.t. Allocation of Food Grains
		April,2009-June,2009	April,2009-June,2009	
(1)	(2)	(3)	(4)	(5)
1	ANDHRA PRADESH	9,55,608	9,67,721	101
2	ARUNACHAL PRADESH	25,389	26,870	106
3	ASSAM	3,51,564	3,50,761	100
4	BIHAR	8,45,628	4,13,567	49
5	CHHATISGARH	2,72,987	2,12,812	78
6	DELHI	1,48,137	1,50,204	101
7	GOA	11,052	12,558	114
8	GUJARAT	4,04,629	2,64,549	65
9	HARYANA	2,45,118	1,07,606	44
10	HIMACHAL PRADESH	1,18,794	1,14,051	96
11	JAMMU AND KASHMIR	1,89,201	1,83,477	97
12	JHARKHAND	3,10,233	2,26,879	73
13	KARNATAKA	5,24,809	5,25,632	100
14	KERALA	3,06,651	3,12,648	102
15	MADHYA PRADESH	7,26,759	6,75,957	93
16	MAHARASHTRA	10,21,866	9,10,342	89
17	MANIPUR	26,979	38,377	142
18	MEGHALAYA	36,819	35,329	96
19	MIZORAM	20,727	27,096	131
20	NAGALAND	31,719	34,603	109
21	ORISSA	5,28,963	5,27,278	100
22	PUDUCHERRY	12,978	6,588	51
23	PUNJAB	3,03,480	2,47,824	82
24	RAJASTHAN	4,48,335	4,55,236	102
25	SIKKIM	11,055	11,914	108
26	TAMIL NADU	9,75,708	8,55,724	88
27	TRIPURA	75,501	65,351	87
28	UTTARAKHAND	1,03,563	1,04,687	101
29	UTTAR PRADESH	16,64,978	17,03,939	102
30	WEST BENGAL	8,24,136	8,04,290	98
31	ANDAMAN AND NICOBAR ISLANDS	7,818	4,531	58
32	CHANDIGARH	6,357	6,275	99
33	DADRA AND NAGAR HAVELI	2,220	0	0
34	DAMAN AND DIU	1,080	102	9
35	LAKSHADWEEP	1,152	1,145	99
Grand Total		1,15,41,993	1,03,85,923	90

Very Good:(90% or above of targets)

ANDHRA PRADESH, ARUNACHAL PRADESH, ASSAM, DELHI, GOA, HIMACHAL PRADESH, JAMMU AND KASHMIR, KARNATAKA, KERALA, MADHYA PRADESH, MANIPUR, MEGHALAYA, MIZORAM, NAGALAND, ORISSA, RAJASTHAN, SIKKIM, UTTARAKHAND, UTTAR PRADESH, WEST BENGAL, CHANDIGARH, LAKSHADWEEP

Good:(Between 80% to 90% targets)

MAHARASHTRA, PUNJAB, TAMIL NADU, TRIPURA

Poor:(Below 80% of targets)

BIHAR, CHHATISGARH, GUJARAT, HARYANA, JHARKHAND, PUDUCHERRY, ANDAMAN AND NICOBAR ISLANDS, DADRA AND NAGAR HAVELI, DAMAN AND DIU

Food Security: Targeted Public Distribution System (Only Antyodaya Anna Yojana)

Off take

% Achievement of Target
During April-June, 2009

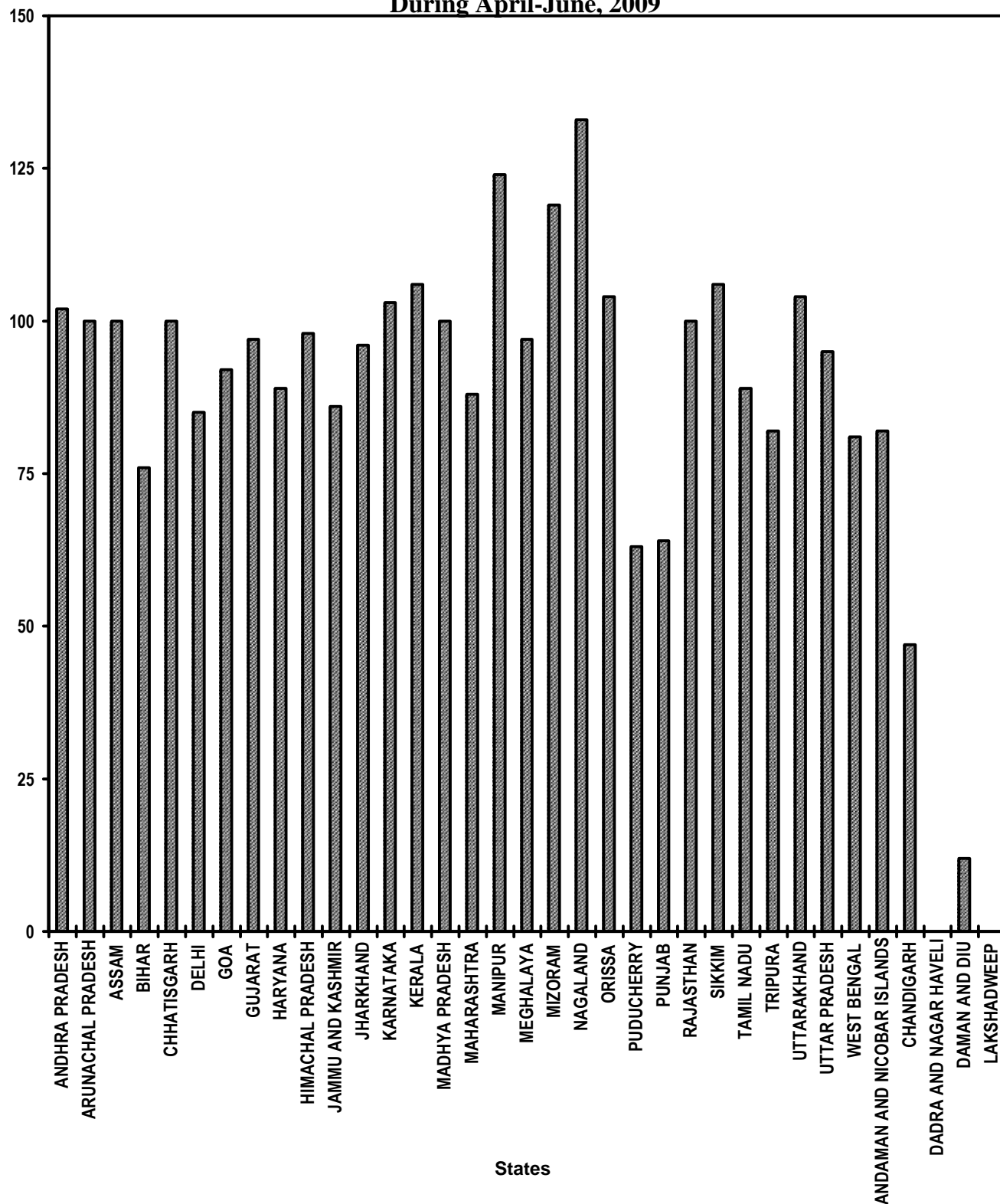


Table - 6(B)

Food security-Targeted Public Distribution system (only AAY)

Sl. No.	State/UT Name	Allocation of Food Grains (Tonnes)	Off take (Tonnes)	Percentage of offtake w.r.t. Allocation of Food Grains
		April,2009-June,2009	April,2009-June,2009	
(1)	(2)	(3)	(4)	(5)
1	ANDHRA PRADESH	1,63,572	1,66,798	102
2	ARUNACHAL PRADESH	3,993	4,006	100
3	ASSAM	73,923	73,771	100
4	BIHAR	2,54,997	1,93,568	76
5	CHHATISGARH	75,485	75,486	100
6	DELHI	15,771	13,454	85
7	GOA	1,527	1,410	92
8	GUJARAT	85,020	82,546	97
9	HARYANA	30,705	27,232	89
10	HIMACHAL PRADESH	20,685	20,302	98
11	JAMMU AND KASHMIR	26,847	23,027	86
12	JHARKHAND	96,384	92,161	96
13	KARNATAKA	1,25,973	1,29,605	103
14	KERALA	62,565	66,063	106
15	MADHYA PRADESH	1,66,065	1,66,106	100
16	MAHARASHTRA	2,58,720	2,26,539	88
17	MANIPUR	6,681	8,286	124
18	MEGHALAYA	7,371	7,130	97
19	MIZORAM	2,730	3,258	119
20	NAGALAND	4,992	6,648	133
21	ORISSA	1,32,780	1,38,042	104
22	PUDUCHERRY	3,387	2,139	63
23	PUNJAB	18,840	12,077	64
24	RAJASTHAN	97,872	97,383	100
25	SIKKIM	1,734	1,840	106
26	TAMIL NADU	1,95,786	1,73,487	89
27	TRIPURA	11,880	9,759	82
28	UTTARAKHAND	15,879	16,443	104
29	UTTAR PRADESH	4,29,870	4,10,015	95
30	WEST BENGAL	1,55,421	1,25,603	81
31	ANDAMAN AND NICOBAR ISLANDS	450	371	82
32	CHANDIGARH	156	74	47
33	DADRA AND NAGAR HAVELI	549	0	0
34	DAMAN AND DIU	159	19	12
35	LAKSHADWEEP	123	0	0
Grand Total		25,48,892	23,74,648	93

Very Good:(90% or above of targets)

ANDHRA PRADESH, ARUNACHAL PRADESH, ASSAM, CHHATISGARH, GOA, GUJARAT, HIMACHAL PRADESH, JHARKHAND, KARNATAKA, KERALA, MADHYA PRADESH, MANIPUR, MEGHALAYA, MIZORAM, NAGALAND, ORISSA, RAJASTHAN, SIKKIM, UTTARAKHAND, UTTAR PRADESH

Good:(Between 80% to 90% targets)

DELHI, HARYANA, JAMMU AND KASHMIR, MAHARASHTRA, TAMIL NADU, TRIPURA, WEST BENGAL, ANDAMAN AND NICOBAR ISLANDS

Poor:(Below 80% of targets)

BIHAR, PUDUCHERRY, PUNJAB, CHANDIGARH, DADRA AND NAGAR HAVELI, DAMAN AND DIU, LAKSHADWEEP

Food Security: Targeted Public Distribution System (Only APL)

Off take

% Achievement of Target
During April-June, 2009

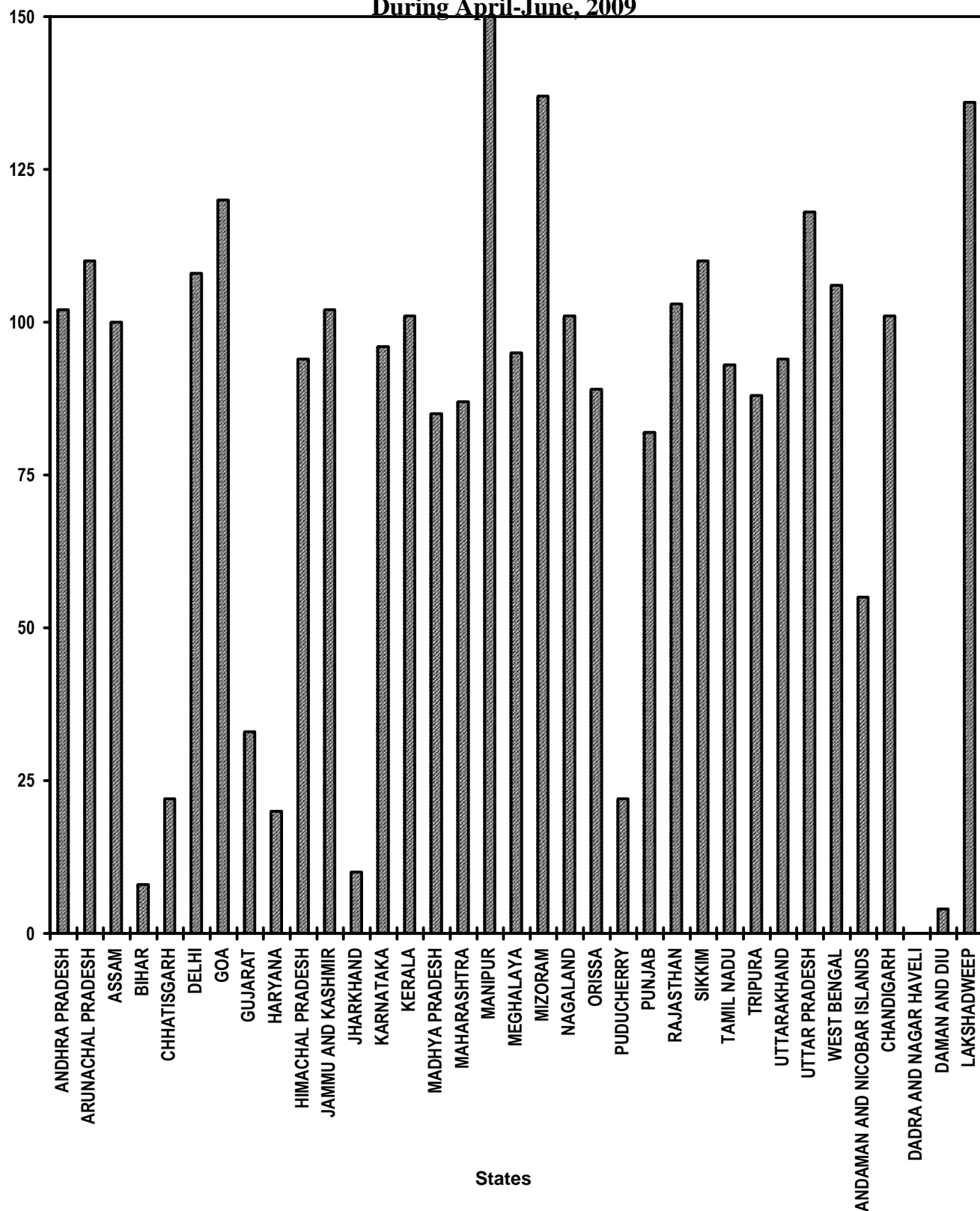


Table - 6(C)

Food Security - Targeted Public Distribution System (Only APL)

Sl. No.	State/UT Name	Allocation of Food Grains (Tonnes)	Off take (Tonnes)	Percentage of offtake w.r.t. Allocation of Food Grains
		April,2009-June,2009	April,2009-June,2009	
(1)	(2)	(3)	(4)	(5)
1	ANDHRA PRADESH	5,29,014	5,40,347	102
2	ARUNACHAL PRADESH	15,015	16,471	110
3	ASSAM	1,58,835	1,58,750	100
4	BIHAR	1,60,680	13,336	8
5	CHHATISGARH	76,080	16,909	22
6	DELHI	1,05,192	1,13,659	108
7	GOA	8,160	9,783	120
8	GUJARAT	1,99,117	66,462	33
9	HARYANA	1,62,270	32,688	20
10	HIMACHAL PRADESH	64,824	60,844	94
11	JAMMU AND KASHMIR	1,11,930	1,13,804	102
12	JHARKHAND	58,860	5,826	10
13	KARNATAKA	1,96,240	1,88,870	96
14	KERALA	1,43,499	1,44,325	101
15	MADHYA PRADESH	2,93,640	2,48,411	85
16	MAHARASHTRA	3,35,790	2,93,389	87
17	MANIPUR	9,546	14,354	150
18	MEGHALAYA	17,604	16,801	95
19	MIZORAM	13,587	18,552	137
20	NAGALAND	18,699	18,798	101
21	ORISSA	1,04,790	92,937	89
22	PUDUCHERRY	4,200	929	22
23	PUNJAB	2,54,346	2,08,346	82
24	RAJASTHAN	1,93,080	1,99,818	103
25	SIKKIM	6,495	7,127	110
26	TAMIL NADU	4,65,114	4,34,038	93
27	TRIPURA	44,526	39,130	88
28	UTTARAKHAND	51,270	48,240	94
29	UTTAR PRADESH	5,43,683	6,44,054	118
30	WEST BENGAL	2,80,320	2,98,481	106
31	ANDAMAN AND NICOBAR ISLANDS	6,108	3,348	55
32	CHANDIGARH	5,400	5,437	101
33	DADRA AND NAGAR HAVELI	540	0	0
34	DAMAN AND DIU	660	29	4
35	LAKSHADWEEP	840	1,145	136
Grand Total		46,39,954	40,75,438	88

Very Good:(90% or above of targets)

ANDHRA PRADESH, ARUNACHAL PRADESH, ASSAM, DELHI, GOA, HIMACHAL PRADESH, JAMMU AND KASHMIR, KARNATAKA, KERALA, MANIPUR, MEGHALAYA, MIZORAM, NAGALAND, RAJASTHAN, SIKKIM, TAMIL NADU, UTTARAKHAND, UTTAR PRADESH, WEST BENGAL, CHANDIGARH, LAKSHADWEEP

Good:(Between 80% to 90% targets)

MADHYA PRADESH, MAHARASHTRA, ORISSA, PUNJAB, TRIPURA

Poor:(Below 80% of targets)

BIHAR, CHHATISGARH, GUJARAT, HARYANA, JHARKHAND, PUDUCHERRY, ANDAMAN AND NICOBAR ISLANDS, DADRA AND NAGAR HAVELI, DAMAN AND DIU

Food Security: Targeted Public Distribution System (Only BPL)

Off take

% Achievement of Target
During April-June, 2009

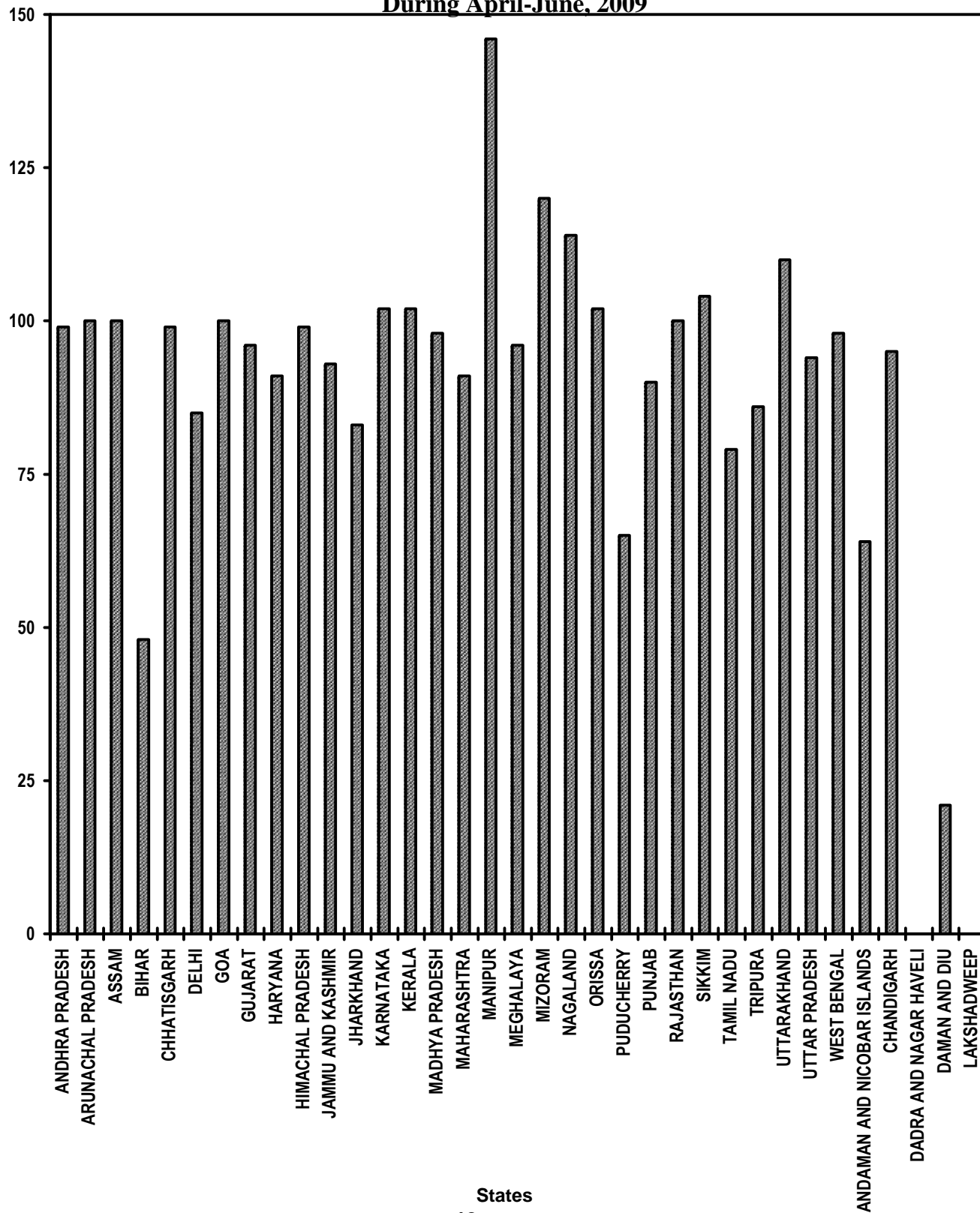


Table - 6(D)

Food Security - Targeted Public Distribution System (Only BPL)

Sl. No.	State/UT Name	Allocation of Food Grains (Tonnes)	Off take (Tonnes)	Percentage of offtake w.r.t. Allocation of Food Grains
		April,2009-June,2009	April,2009-June,2009	
(1)	(2)	(3)	(4)	(5)
1	ANDHRA PRADESH	2,63,022	2,60,576	99
2	ARUNACHAL PRADESH	6,381	6,393	100
3	ASSAM	1,18,806	1,18,240	100
4	BIHAR	4,29,951	2,06,663	48
5	CHHATISGARH	1,21,422	1,20,417	99
6	DELHI	27,174	23,091	85
7	GOA	1,365	1,365	100
8	GUJARAT	1,20,492	1,15,541	96
9	HARYANA	52,143	47,686	91
10	HIMACHAL PRADESH	33,285	32,905	99
11	JAMMU AND KASHMIR	50,424	46,646	93
12	JHARKHAND	1,54,989	1,28,892	83
13	KARNATAKA	2,02,596	2,07,157	102
14	KERALA	1,00,587	1,02,296	102
15	MADHYA PRADESH	2,67,054	2,61,440	98
16	MAHARASHTRA	4,27,356	3,90,414	91
17	MANIPUR	10,752	15,737	146
18	MEGHALAYA	11,844	11,398	96
19	MIZORAM	4,410	5,286	120
20	NAGALAND	8,028	9,184	114
21	ORISSA	2,91,393	2,96,299	102
22	PUDUCHERRY	5,391	3,520	65
23	PUNJAB	30,294	27,401	90
24	RAJASTHAN	1,57,383	1,58,035	100
25	SIKKIM	2,826	2,947	104
26	TAMIL NADU	3,14,808	2,48,199	79
27	TRIPURA	19,095	16,462	86
28	UTTARAKHAND	36,414	40,004	110
29	UTTAR PRADESH	6,91,425	6,49,870	94
30	WEST BENGAL	3,88,395	3,80,206	98
31	ANDAMAN AND NICOBAR ISLANDS	1,260	812	64
32	CHANDIGARH	801	764	95
33	DADRA AND NAGAR HAVELI	1,131	0	0
34	DAMAN AND DIU	261	54	21
35	LAKSHADWEEP	189	0	0
Grand Total		43,53,147	39,35,900	90

Very Good:(90% or above of targets)

ANDHRA PRADESH, ARUNACHAL PRADESH, ASSAM, CHHATISGARH, GOA, GUJARAT, HARYANA, HIMACHAL PRADESH, JAMMU AND KASHMIR, KARNATAKA, KERALA, MADHYA PRADESH, MAHARASHTRA, MANIPUR, MEGHALAYA, MIZORAM, NAGALAND, ORISSA, PUNJAB, RAJASTHAN, SIKKIM, UTTARAKHAND, UTTAR PRADESH, WEST BENGAL, CHANDIGARH

Good:(Between 80% to 90% targets)

DELHI, JHARKHAND, TRIPURA

Poor:(Below 80% of targets)

BIHAR, PUDUCHERRY, TAMIL NADU, ANDAMAN AND NICOBAR ISLANDS, DADRA AND NAGAR HAVELI, DAMAN AND DIU, LAKSHADWEEP

Rural Housing - Indira Awaas Yojana

Houses constructed

% Achievement of Target

During April-June, 2009

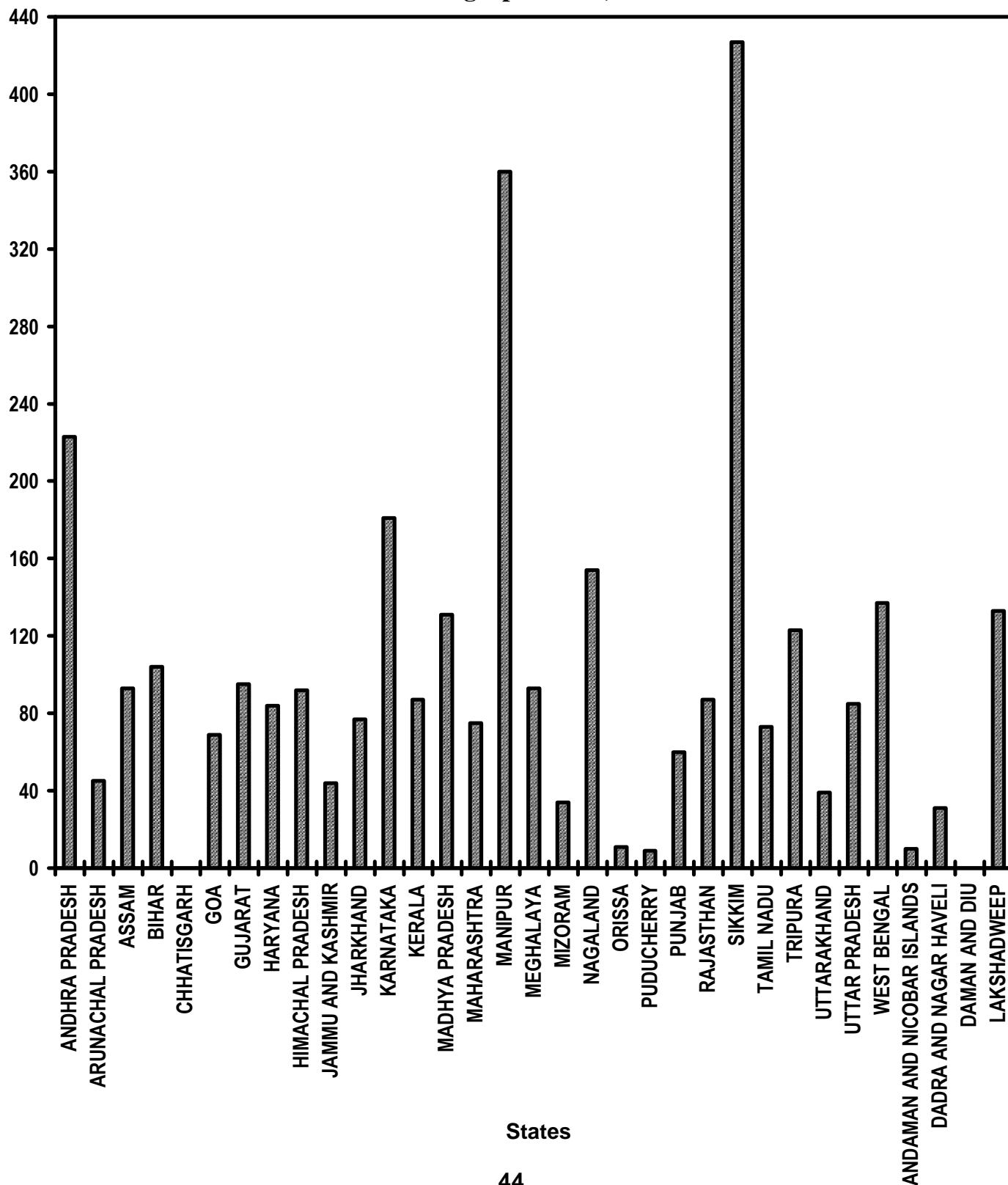


Table - 7

Rural Housing - Indira Awaas Yojana
Houses constructed
(Unit: Number)

Sl. No.	State/UT Name	Target		Achievement April,2009-June,2009	Percent Achievement April,2009-June,2009
		2009-2010	April,2009-June,2009		
(1)	(2)	(3)	(4)	(5)	(5)/(4)
1	ANDHRA PRADESH	3,71,982	37,197	82,860	223
2	ARUNACHAL PRADESH	10,873	1,086	484 *	45
3	ASSAM	2,40,446	24,045	22,448	93
4	BIHAR	10,98,001	1,09,800	1,14,561	104
5	CHHATISGARH	57,520	5,751	0	0
6	GOA	2,291	228	157	69
7	GUJARAT	1,82,429	18,243	17,377	95
8	HARYANA	25,611	2,562	2,147	84
9	HIMACHAL PRADESH	8,212	822	757	92
10	JAMMU AND KASHMIR	25,508	2,550	1,131	44
11	JHARKHAND	97,926	9,792	7,525	77
12	KARNATAKA	1,43,311	14,331	25,895	181
13	KERALA	79,695	7,971	6,965	87
14	MADHYA PRADESH	1,14,396	11,439	14,971	131
15	MAHARASHTRA	2,24,323	22,431	16,811	75
16	MANIPUR	9,439	945	3,402	360
17	MEGHALAYA	16,440	1,644	1,522	93
18	MIZORAM	3,504	351	121 *	34
19	NAGALAND	10,878	1,089	1,680	154
20	ORISSA	2,15,715	21,573	2,314	11
21	PUDUCHERRY	1,370	138	13	9
22	PUNJAB	31,674	3,168	1,895	60
23	RAJASTHAN	91,670	9,168	7,947	87
24	SIKKIM	2,080	207	883	427
25	TAMIL NADU	1,48,928	14,892	10,812	73
26	TRIPURA	21,182	2,118	2,615	123
27	UTTARAKHAND	22,476	2,247	881	39
28	UTTAR PRADESH	4,93,156	49,317	42,121	85
29	WEST BENGAL	2,97,564	29,757	40,909	137
30	ANDAMAN AND NICOBAR ISLANDS	2,750	276	28	10
31	DADRA AND NAGAR HAVELI	458	45	14	31
32	DAMAN AND DIU	205	21	0	0
33	LAKSHADWEEP	229	24	32	133
Grand Total		40,52,242	4,05,228	431278	106

Very Good:(90% or above of targets)

ANDHRA PRADESH, ASSAM, BIHAR, GUJARAT, HIMACHAL PRADESH, KARNATAKA, MADHYA PRADESH, MANIPUR, MEGHALAYA, NAGALAND, SIKKIM, TRIPURA, WEST BENGAL, LAKSHADWEEP

Good:(Between 80% to 90% targets)

HARYANA, KERALA, RAJASTHAN, UTTAR PRADESH

Poor:(Below 80% of targets)

ARUNACHAL PRADESH, CHHATISGARH, GOA, JAMMU AND KASHMIR, JHARKHAND, MAHARASHTRA, MIZORAM, ORISSA, PUDUCHERRY, PUNJAB, TAMIL NADU, UTTARAKHAND, ANDAMAN AND NICOBAR ISLANDS, DADRA AND NAGAR HAVELI, DAMAN AND DIU

* Figures furnished by Ministry of Rural Development

EWS/LIG Houses in Urban Areas

Houses constructed

% Achievement of Target

During April-June, 2009

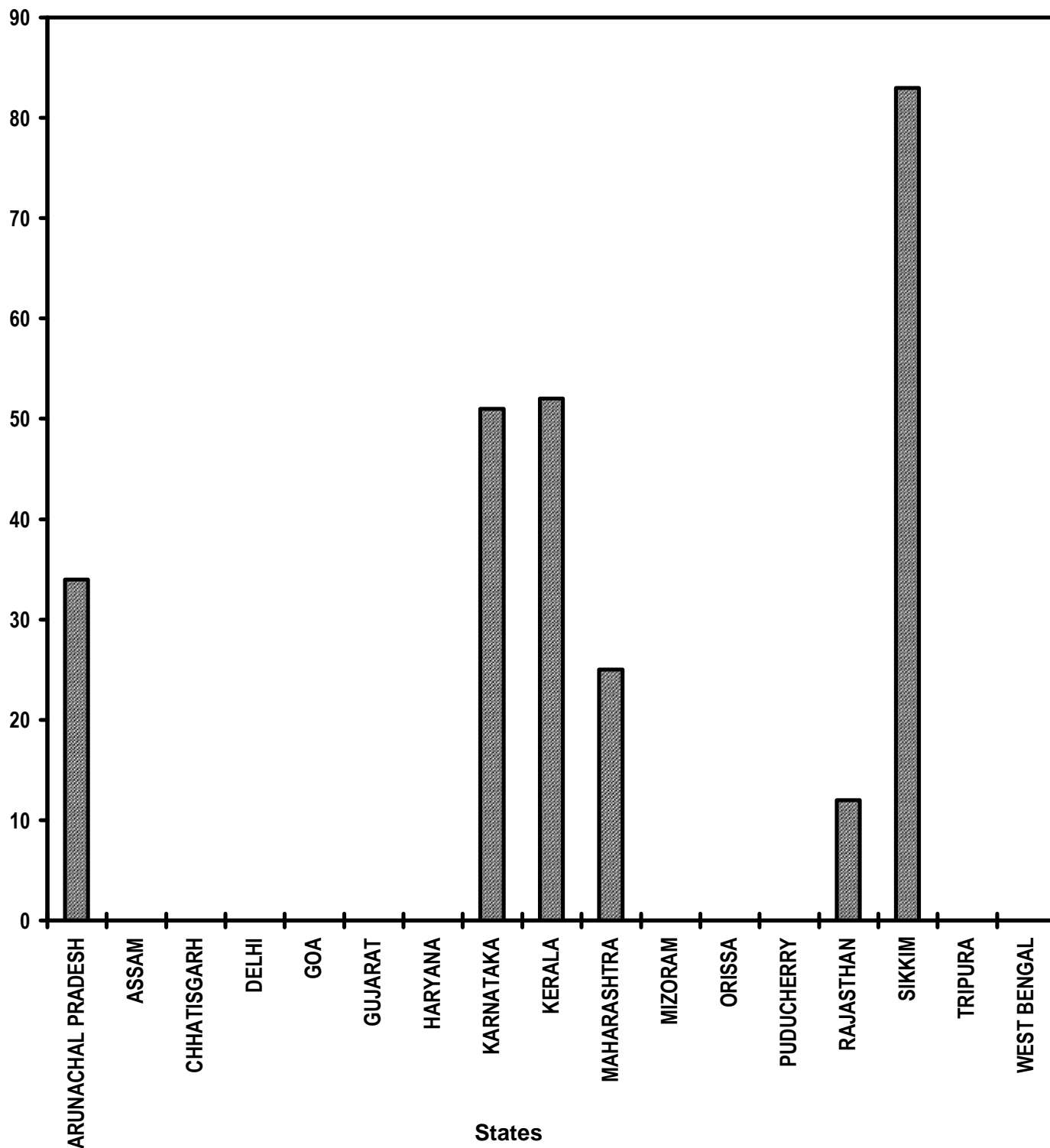


Table - 8

EWS/LIG Houses in Urban Areas
Houses constructed
(Unit: Number)

Sl. No.	State/UT Name	Target *		Achievement	Percent
		2009-2010	April,2009- June,2009	April,2009- June,2009	Achievement April,2009- June,2009
(1)	(2)	(3)	(4)	(5)	(5)/(4)
1	ARUNACHAL PRADESH	488	120	41	34
2	ASSAM	293	72	0	0
3	CHHATISGARH	6,393	1,596	0	0
4	DELHI	80,000	19,998	0	0
5	GOA	130	31	0	0
6	GUJARAT	500	123	0	0
7	HARYANA	166	40	0	0
8	KARNATAKA	10,000	2,499	1,268	51
9	KERALA	2,200	549	288	52
10	MAHARASHTRA	14,033	3,507	885	25
11	MIZORAM	1,512	378	0	0
12	ORISSA	150	36	0	0
13	PUDUCHERRY	233	57	0	0
14	RAJASTHAN	2,288	570	67	12
15	SIKKIM	30	6	5	83
16	TRIPURA	456	114	0	0
17	WEST BENGAL	632	156	0	0
Grand Total		1,19,504	29,852	2,554	9

Good:(Between 80% to 90% targets)

SIKKIM

Poor:(Below 80% of targets)

ARUNACHAL PRADESH, ASSAM, CHHATISGARH, DELHI, GOA, GUJARAT, HARYANA, KARNATAKA, KERALA, MAHARASHTRA, MIZORAM, ORISSA, PUDUCHERRY, RAJASTHAN, TRIPURA, WEST BENGAL

* Complete target for 2009-10 have not been received from the concerned Nodal Ministry, so the target for the year 2008-09 has been repeated .

Table - 9(A)

Rural Areas - Accelerated Rural Water Supply Programme
Habitations covered (NC and PC)
(Unit: Number)

Sl. State/UT No. Name		Target		Achievement	Percent
		2009-2010	April,2009- June,2009	April,2009- June,2009	Achievement April,2009- June,2009
(1)	(2)	(3)	(4)	(5)	(5)/(4)
1	PUNJAB	296	30	6	20
2	RAJASTHAN	406	40	0	0
3	UTTARAKHAND	46	5	0	0
<i>Grand Total</i>		748	75	6	8

Poor:(Below 80% of targets)

PUNJAB, RAJASTHAN, UTTARAKHAND

Rural Areas - Accelerated Rural Water Supply Programme

Slipped back habitations and habitations with water quality problems addressed

% Achievement of Target
During April-June, 2009

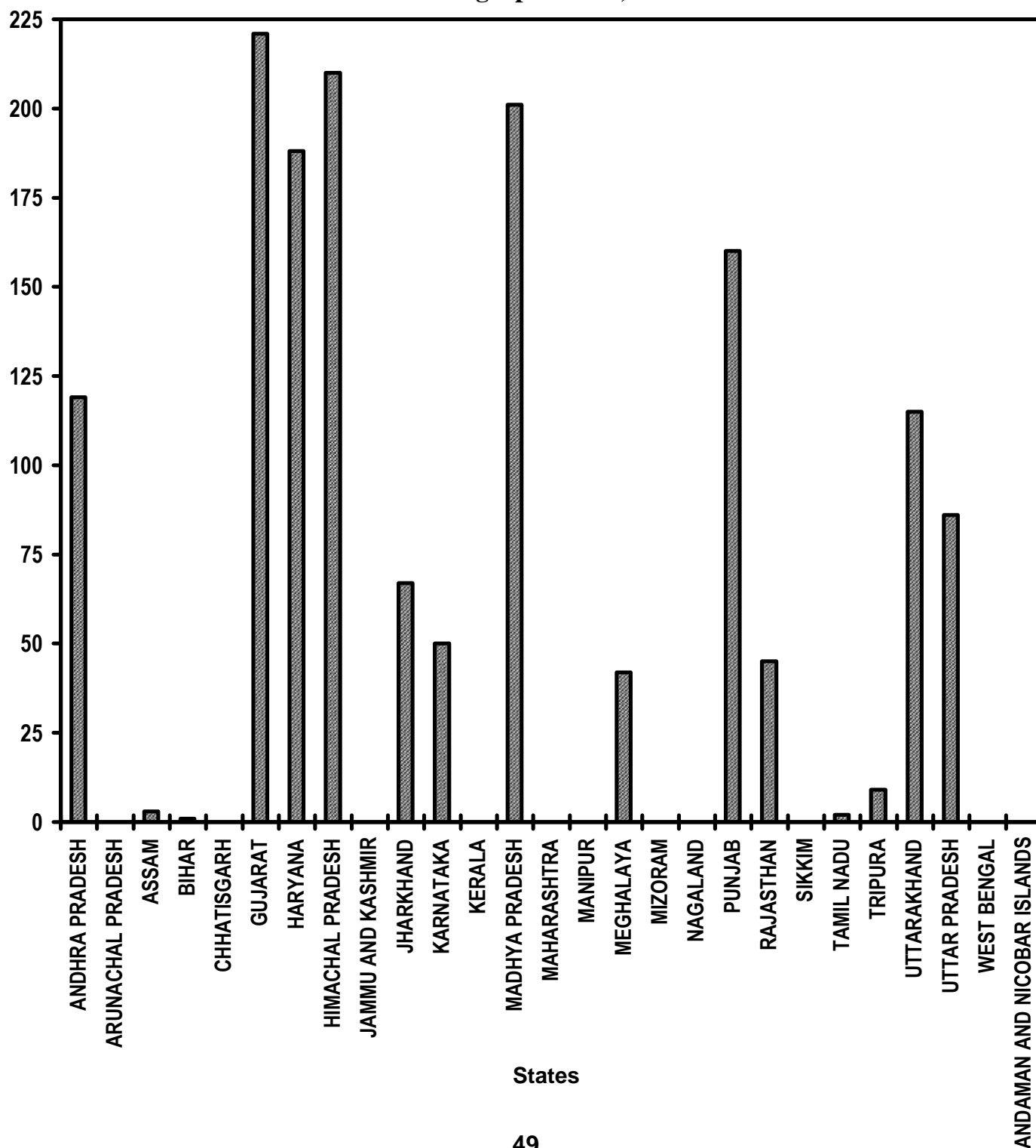


Table - 9(B)

Rural Areas - Accelerated Rural Water Supply Programme
Slipped back habitations and habitations with water quality problems addressed-ARWSP
(Unit: Number)

Sl. No.	State/UT Name	Target		Achievement April,2009-June,2009	Percent Achievement April,2009-June,2009
		2009-2010	April,2009-June,2009		
(1)	(2)	(3)	(4)	(5)	(5)/(4)
1	ANDHRA PRADESH	8,500	850	1,013	119
2	ARUNACHAL PRADESH	2,400	240	0	0
3	ASSAM	23,000	2,300	63	3
4	BIHAR	44,015	4,401	65	1
5	CHHATISGARH	3,500	350	0	0
6	GUJARAT	1,396	140	310	221
7	HARYANA	950	95	179	188
8	HIMACHAL PRADESH	5,000	500	1,050	210
9	JAMMU AND KASHMIR	4,700	470	0	0
10	JHARKHAND	1,552	155	104	67
11	KARNATAKA	13,000	1,300	648	50
12	KERALA	395	39	0	0
13	MADHYA PRADESH	4,500	450	904	201
14	MAHARASHTRA	8,605	860	0	0
15	MANIPUR	730	73	0	0
16	MEGHALAYA	500	50	21	42
17	MIZORAM	300	30	0	0
18	NAGALAND	200	20	0	0
19	PUNJAB	1,506	151	242	160
20	RAJASTHAN	10,523	1,052	469	45
21	SIKKIM	300	30	0	0
22	TAMIL NADU	7,000	700	17	2
23	TRIPURA	3,132	313	29	9
24	UTTARAKHAND	1,164	116	133	115
25	UTTAR PRADESH	2,000	200	172	86
26	WEST BENGAL	9,093	909	0	0
27	ANDAMAN AND NICOBAR ISLANDS	42	5	0	0
Grand Total		1,58,003	15,799	5,419	34

Very Good:(90% or above of targets)

ANDHRA PRADESH, GUJARAT, HARYANA, HIMACHAL PRADESH, MADHYA PRADESH, PUNJAB, UTTARAKHAND

Good:(Between 80% to 90% targets)

UTTAR PRADESH

Poor:(Below 80% of targets)

ARUNACHAL PRADESH, ASSAM, BIHAR, CHHATISGARH, JAMMU AND KASHMIR, JHARKHAND, KARNATAKA, KERALA, MAHARASHTRA, MANIPUR, MEGHALAYA, MIZORAM, NAGALAND, RAJASTHAN, SIKKIM, TAMIL NADU, TRIPURA, WEST BENGAL, ANDAMAN AND NICOBAR ISLANDS

Table - 10

Sanitation Programme in Rural Areas
(Unit: Number)

		Individual Household latrines constructed (Number) April,2009- June,2009
Sl. No.	State/UT Name	
(1)	(2)	(3)
1	ANDHRA PRADESH	4,01,370
2	ARUNACHAL PRADESH	1,953
3	ASSAM	52,298
4	BIHAR	2,70,130
5	CHHATISGARH	82,376
6	DELHI	0
7	GOA	0
8	GUJARAT	1,52,050
9	HARYANA	95,484
10	HIMACHAL PRADESH	1,64,838
11	JAMMU AND KASHMIR	1,770
12	JHARKHAND	1,05,687
13	KARNATAKA	2,60,029
14	KERALA	42,475
15	MADHYA PRADESH	4,75,887
16	MAHARASHTRA	2,45,208
17	MANIPUR	5,807
18	MEGHALAYA	6,284
19	MIZORAM	3,752
20	NAGALAND	1,459
21	ORISSA	91,215
22	PUDUCHERRY	208
23	PUNJAB	35,196
24	RAJASTHAN	1,73,141
25	SIKKIM	0
26	TAMIL NADU	1,49,217
27	TRIPURA	3,033
28	UTTARAKHAND	25,046
29	UTTAR PRADESH	86,675
30	WEST BENGAL	76,889
31	ANDAMAN AND NICOBAR ISLANDS	0
32	CHANDIGARH	0
33	DADRA AND NAGAR HAVELI	0
34	DAMAN AND DIU	0
35	LAKSHADWEEP	0
Grand Total		30,09,477

Table - 11

Institutional Delivery
(Unit: Number)

		Delivery in institutions (Number) April,2009- June,2009
Sl. No.	State/UT Name	
(1)	(2)	(3)
1	ANDHRA PRADESH	3,37,942
2	ARUNACHAL PRADESH	551
3	ASSAM	80,371
4	BIHAR	42,901
5	CHHATISGARH	25,561
6	DELHI	35,718
7	GOA	5,068
8	GUJARAT	1,74,731
9	HARYANA	1,06,242
10	HIMACHAL PRADESH	15,087
11	JAMMU AND KASHMIR	33,214
12	JHARKHAND	55,282
13	KARNATAKA	2,16,557
14	KERALA	1,13,022
15	MADHYA PRADESH	2,64,137
16	MAHARASHTRA	2,65,854
17	MANIPUR	3,112
18	MEGHALAYA	4,940
19	MIZORAM	0
20	NAGALAND	1,168
21	ORISSA	1,28,152
22	PUDUCHERRY	7,952
23	PUNJAB	52,915
24	RAJASTHAN	2,23,215
25	SIKKIM	1,537
26	TAMIL NADU	2,63,185
27	TRIPURA	5,024
28	UTTARAKHAND	22,658
29	UTTAR PRADESH	3,99,494
30	WEST BENGAL	0
31	ANDAMAN AND NICOBAR ISLANDS	1,195
32	CHANDIGARH	3,977
33	DADRA AND NAGAR HAVELI	782
34	DAMAN AND DIU	584
35	LAKSHADWEEP	168
Grand Total		28,92,296

SC Families Assisted

% Achievement of Target

During April-June, 2009

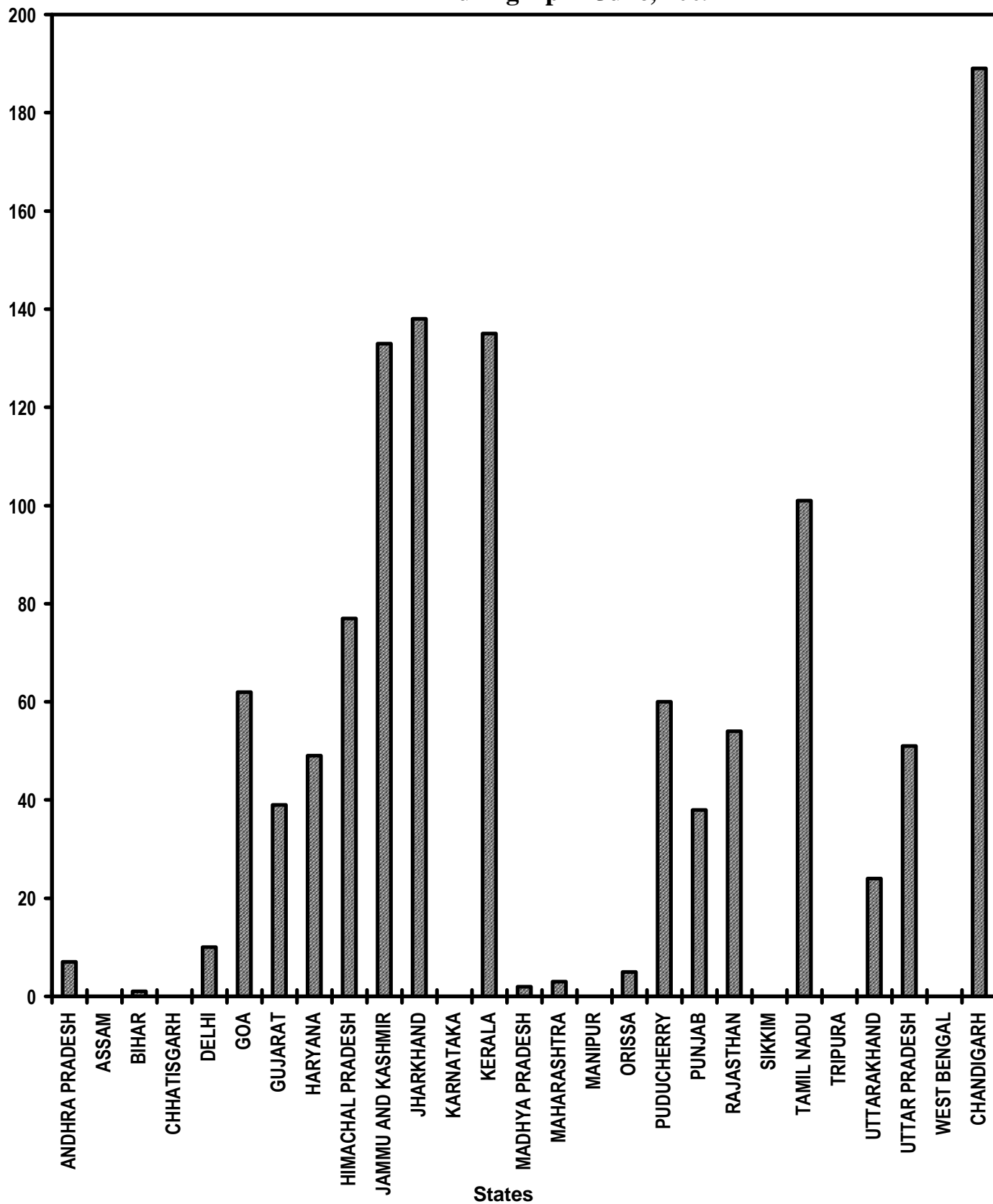


Table - 12

**SC Families Assisted
(Unit: Number)**

Sl. No.	State/UT Name	Target *		Achievement April,2009- June,2009	Percent Achievement April,2009- June,2009 (5)/(4)
		2009-2010	April,2009- June,2009		
(1)	(2)	(3)	(4)	(5)	(5)/(4)
1	ANDHRA PRADESH	4,50,000	1,12,500	7,954	7
2	ASSAM	44,000	10,998	0	0
3	BIHAR	2,55,000	63,750	758	1
4	CHHATISGARH	3,75,000	93,750	33	0
5	DELHI	5,000	1,248	128	10
6	GOA	550	135	84	62
7	GUJARAT	1,40,000	34,998	13,730	39
8	HARYANA	88,500	22,125	10,810	49
9	HIMACHAL PRADESH	58,000	14,499	11,216	77
10	JAMMU AND KASHMIR	1,100	273	362	133
11	JHARKHAND	5,50,000	1,37,499	1,89,120	138
12	KARNATAKA	5,00,000	1,24,998	0	0
13	KERALA	33,000	8,250	11,167	135
14	MADHYA PRADESH	2,43,000	60,750	935	2
15	MAHARASHTRA	1,54,000	38,499	1,329	3
16	MANIPUR	550	135	0	0
17	ORISSA	72,600	18,150	823	5
18	PUDUCHERRY	5,000	1,248	743	60
19	PUNJAB	88,000	21,999	8,338	38
20	RAJASTHAN	4,12,000	1,02,999	56,119	54
21	SIKKIM	2,200	549	0	0
22	TAMIL NADU	9,00,000	2,25,000	2,26,969	101
23	TRIPURA	22,000	5,499	0	0
24	UTTARAKHAND	7,000	1,749	422	24
25	UTTAR PRADESH	2,57,000	64,248	32,997	51
26	WEST BENGAL	1,10,000	27,498	0	0
27	CHANDIGARH	700	174	329	189
Grand Total		47,74,200	11,93,520	5,74,366	48

Very Good:(90% or above of targets)

JAMMU AND KASHMIR, JHARKHAND, KERALA, TAMIL NADU, CHANDIGARH

Poor:(Below 80% of targets)

ANDHRA PRADESH, ASSAM, BIHAR, CHHATISGARH, DELHI, GOA, GUJARAT, HARYANA, HIMACHAL PRADESH, KARNATAKA, MADHYA PRADESH, MAHARASHTRA, MANIPUR, ORISSA, PUDUCHERRY, PUNJAB, RAJASTHAN, SIKKIM, TRIPURA, UTTARAKHAND, UTTAR PRADESH, WEST BENGAL

* Since the target for 2009-10 have not been received from the concerned Nodal Ministry, the target for the year 2007-08 has been repeated -

Universalization of ICDS Scheme

ICDS Blocks Operational (Cumulative)

% Achievement of Target

During April-June, 2009

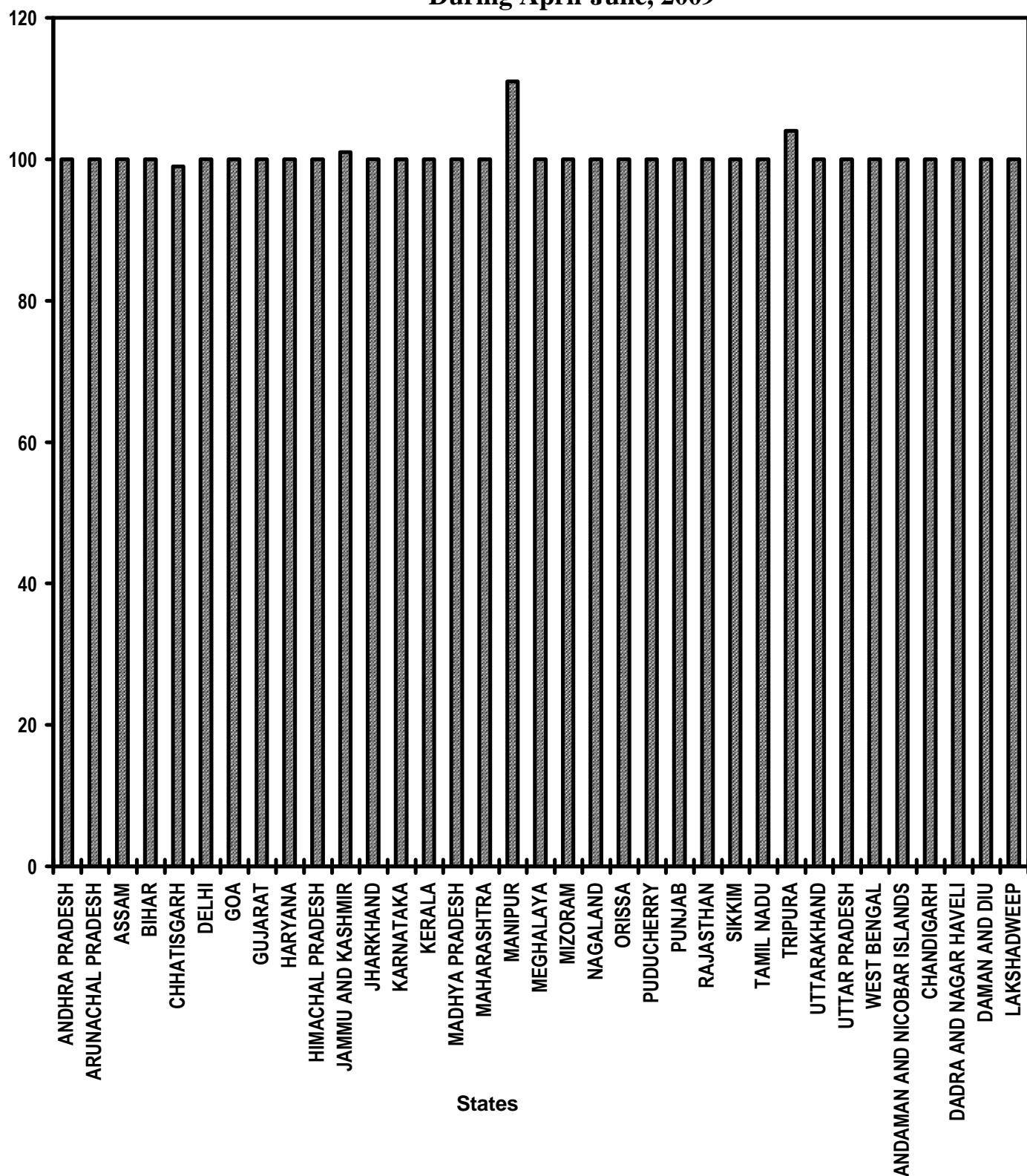


Table - 13

Universalization of ICDS Scheme
ICDS Blocks Operational (Cumulative)
(Unit: Number)

Sl. No.	State/UT Name	Target		Achievement April,2009-June,2009	Percent Achievement April,2009-June,2009
		2009-2010	April,2009-June,2009		
(1)	(2)	(3)	(4)	(5)	(5)/(4)
1	ANDHRA PRADESH	387	385	385	100
2	ARUNACHAL PRADESH	93	85	85	100
3	ASSAM	228	223	223	100
4	BIHAR	545	545	544	100
5	CHHATISGARH	343	163	161	99
6	DELHI	55	50	50	100
7	GOA	11	11	11	100
8	GUJARAT	336	260	260	100
9	HARYANA	148	137	137	100
10	HIMACHAL PRADESH	76	76	76	100
11	JAMMU AND KASHMIR	140	140	141	101
12	JHARKHAND	204	204	204	100
13	KARNATAKA	185	185	185	100
14	KERALA	258	163	163	100
15	MADHYA PRADESH	453	367	367	100
16	MAHARASHTRA	553	451	449	100
17	MANIPUR	42	38	42	111
18	MEGHALAYA	41	41	41	100
19	MIZORAM	27	23	23	100
20	NAGALAND	59	56	56	100
21	ORISSA	326	326	326	100
22	PUDUCHERRY	5	5	5	100
23	PUNJAB	154	148	148	100
24	RAJASTHAN	304	278	278	100
25	SIKKIM	13	11	11	100
26	TAMIL NADU	434	434	434	100
27	TRIPURA	54	54	56	104
28	UTTARAKHAND	105	99	99	100
29	UTTAR PRADESH	897	897	898	100
30	WEST BENGAL	576	416	414	100
31	ANDAMAN AND NICOBAR ISLANDS	5	5	5	100
32	CHANDIGARH	3	3	3	100
33	DADRA AND NAGAR HAVELI	2	2	2	100
34	DAMAN AND DIU	2	2	2	100
35	LAKSHADWEEP	9	1	1	100
Grand Total		7,073	6,284	6,285	100

Very Good:(90% or above of targets)

ANDHRA PRADESH, ARUNACHAL PRADESH, ASSAM, BIHAR, CHHATISGARH, DELHI, GOA, GUJARAT, HARYANA, HIMACHAL PRADESH, JAMMU AND KASHMIR, JHARKHAND, KARNATAKA, KERALA, MADHYA PRADESH, MAHARASHTRA, MANIPUR, MEGHALAYA, MIZORAM, NAGALAND, ORISSA, PUDUCHERRY, PUNJAB, RAJASTHAN, SIKKIM, TAMIL NADU, TRIPURA, UTTARAKHAND, UTTAR PRADESH, WEST BENGAL, ANDAMAN AND NICOBAR ISLANDS, CHANDIGARH, DADRA AND NAGAR HAVELI, DAMAN AND DIU, LAKSHADWEEP

Functional Anganwadis

(Cumulative)

% Achievement of Target

During April-June, 2009

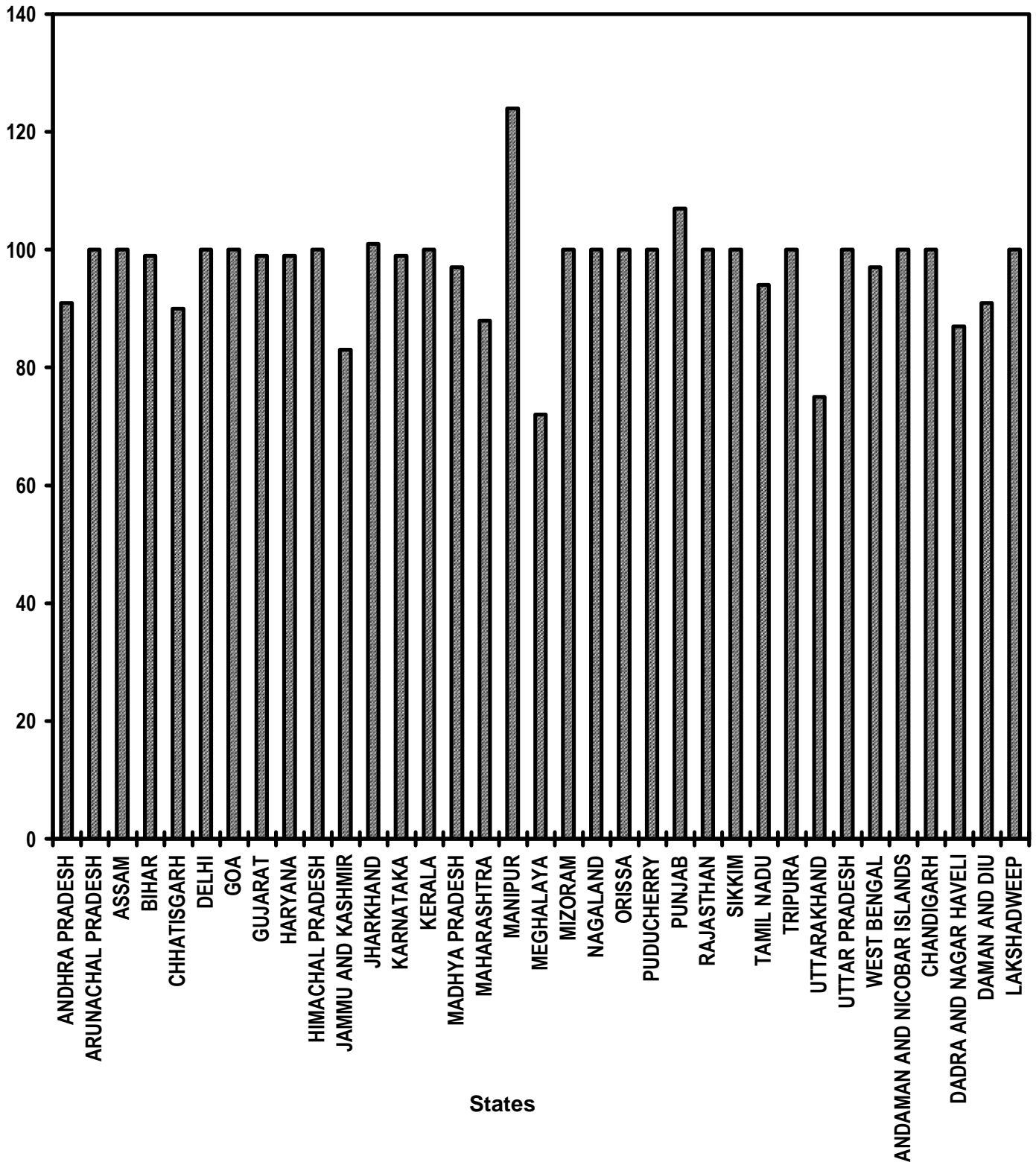


Table - 14

Functional Anganwadis
Anganwadis Functional (Cumulative)
(Unit: Number)

Sl. No.	State/UT Name	Target		Achievement April,2009-June,2009	Percent Achievement April,2009-June,2009
		2009-2010	April,2009-June,2009		
(1)	(2)	(3)	(4)	(5)	(5)/(4)
1	ANDHRA PRADESH	91,307	81,564	73,944	91
2	ARUNACHAL PRADESH	6,028	4,277	4,277	100
3	ASSAM	59,695	37,082	37,082	100
4	BIHAR	91,968	81,088	80,211	99
5	CHHATISGARH	64,390	37,256	33,470	90
6	DELHI	6,606	6,106	6,106	100
7	GOA	1,212	1,112	1,112	100
8	GUJARAT	48,617	44,179	43,849	99
9	HARYANA	25,699	17,444	17,192	99
10	HIMACHAL PRADESH	18,925	18,248	18,248	100
11	JAMMU AND KASHMIR	28,577	25,483	21,036	83
12	JHARKHAND	38,186	32,097	32,343	101
13	KARNATAKA	63,377	54,665	54,249	99
14	KERALA	33,115	32,115	32,226	100
15	MADHYA PRADESH	90,999	71,488	69,155	97
16	MAHARASHTRA	1,10,486	94,238	82,864	88
17	MANIPUR	11,510	7,621	9,421	124
18	MEGHALAYA	5,115	4,622	3,349	72
19	MIZORAM	1,980	1,682	1,682	100
20	NAGALAND	3,455	3,194	3,194	100
21	ORISSA	71,134	46,516	46,516	100
22	PUDUCHERRY	788	688	688	100
23	PUNJAB	26,656	20,169	21,505	107
24	RAJASTHAN	61,119	51,053	50,943	100
25	SIKKIM	1,233	988	988	100
26	TAMIL NADU	54,439	50,433	47,265	94
27	TRIPURA	9,878	7,351	7,373	100
28	UTTARAKHAND	23,159	12,340	9,195	75
29	UTTAR PRADESH	1,87,517	1,50,727	1,50,868	100
30	WEST BENGAL	1,17,170	92,152	89,000	97
31	ANDAMAN AND NICOBAR ISLANDS	720	672	672	100
32	CHANDIGARH	500	370	370	100
33	DADRA AND NAGAR HAVELI	253	253	219	87
34	DAMAN AND DIU	107	107	97	91
35	LAKSHADWEEP	107	87	87	100
Grand Total		13,56,027	10,89,467	10,50,796	96

Very Good:(90% or above of targets)

ANDHRA PRADESH, ARUNACHAL PRADESH, ASSAM, BIHAR, CHHATISGARH, DELHI, GOA, GUJARAT, HARYANA, HIMACHAL PRADESH, JHARKHAND, KARNATAKA, KERALA, MADHYA PRADESH, MANIPUR, MIZORAM, NAGALAND, ORISSA, PUDUCHERRY, PUNJAB, RAJASTHAN, SIKKIM, TAMIL NADU, TRIPURA, UTTAR PRADESH, WEST BENGAL, ANDAMAN AND NICOBAR ISLANDS, CHANDIGARH, DAMAN AND DIU, LAKSHADWEEP

Good:(Between 80% to 90% targets)

JAMMU AND KASHMIR, MAHARASHTRA, DADRA AND NAGAR HAVELI

Poor:(Below 80% of targets)

MEGHALAYA, UTTARAKHAND

Table - 15

No. of Urban poor families assisted under Seven Point Charter
Poor Families Assisted
(Unit: Number)

Sl. No.	State/UT Name	Target *		Achievement	Percent
		2009-2010	April,2009- June,2009	April,2009- June,2009	Achievement April,2009- June,2009
(1)	(2)	(3)	(4)	(5)	(5)/(4)
1	ASSAM	250	60	0	0
2	CHHATISGARH	5,000	1,248	0	0
3	GUJARAT	4,000	999	0	0
4	KARNATAKA	3,140	783	456	58
5	MAHARASHTRA	50,037	12,507	0	0
6	MEGHALAYA	875	219	166	76
7	SIKKIM	1,200	300	195	65
8	TAMIL NADU	20,000	4,998	1,852	37
Grand Total		84,502	21,114	2,669	13

Poor:(Below 80% of targets)

ASSAM, CHHATISGARH, GUJARAT, KARNATAKA, MAHARASHTRA, MEGHALAYA, SIKKIM, TAMIL NADU

* Complete target for 2009-10 have not been received from the concerned Nodal Ministry, so the target for the year 2008-09 has been repeated .

Afforestation (Public and Forest Lands)

Area Covered under Plantation

% Achievement of Target

During April-June, 2009

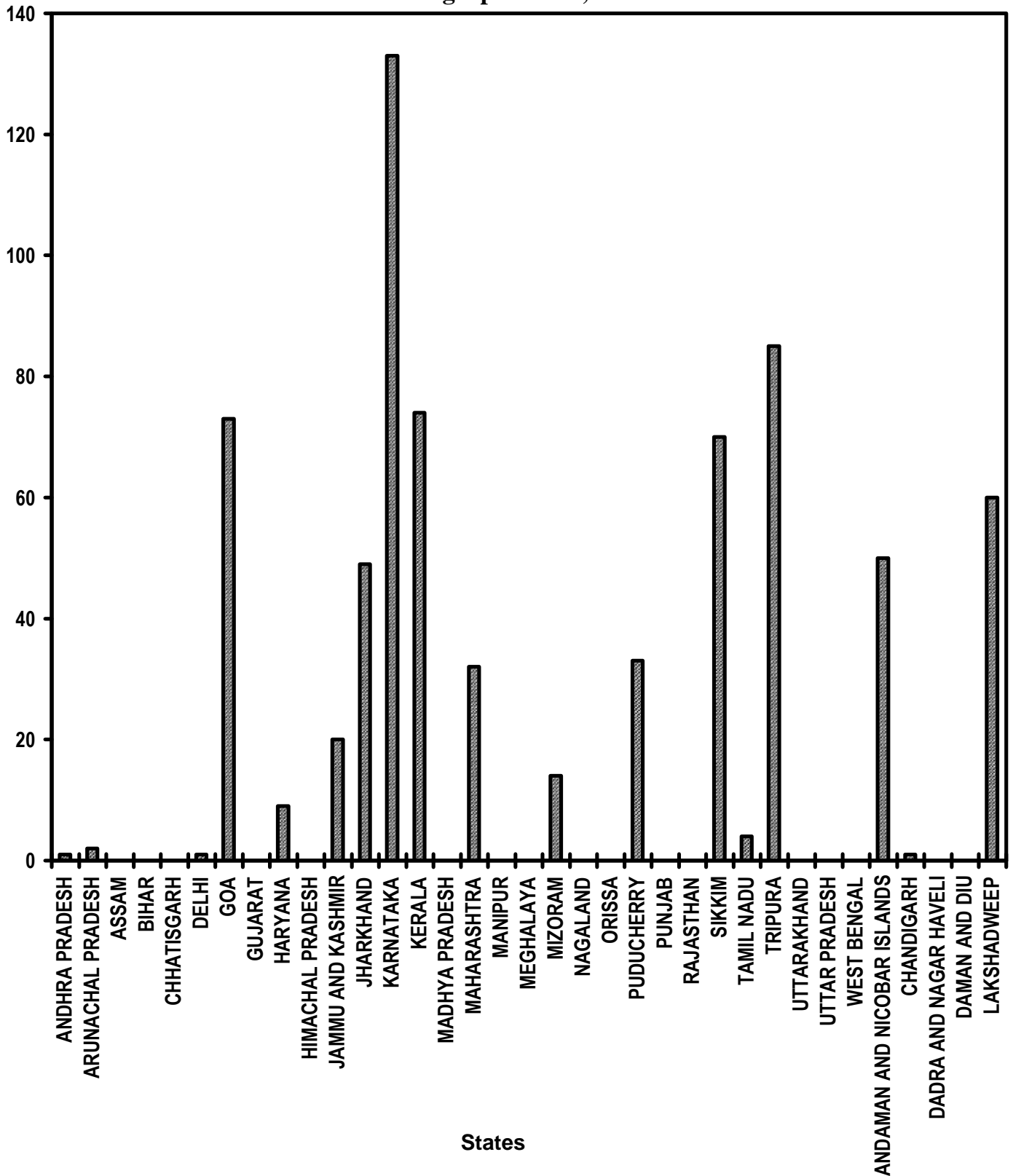


Table - 16(A)

**Afforestation (Public and Forest Lands)
Area Covered under Plantation
(Unit: Hectares)**

Sl. No.	State/UT Name	Target		Achievement April,2009- June,2009	Percent Achievement April,2009- June,2009
		2009-2010	April,2009- June,2009		
(1)	(2)	(3)	(4)	(5)	(5)/(4)
1	ANDHRA PRADESH	3,00,000	75,000	876	1
2	ARUNACHAL PRADESH	10,000	2,499	40	2
3	ASSAM	18,000	4,500	0	0
4	BIHAR	30,000	7,500	0	0
5	CHHATISGARH	75,000	18,750	0	0
6	DELHI	900	225	3	1
7	GOA	1,000	249	181	73
8	GUJARAT	2,00,000	50,000	0	0
9	HARYANA	30,000	7,500	693	9
10	HIMACHAL PRADESH	22,000	5,500	0	0
11	JAMMU AND KASHMIR	30,000	7,500	1,464	20
12	JHARKHAND	35,000	8,750	4,251	49
13	KARNATAKA	80,000	20,000	26,621	133
14	KERALA	10,000	2,500	1,860	74
15	MADHYA PRADESH	2,60,000	65,000	0	0
16	MAHARASHTRA	1,50,000	37,500	11,885	32
17	MANIPUR	10,000	2,500	0	0
18	MEGHALAYA	6,500	1,625	0	0
19	MIZORAM	10,000	2,500	350	14
20	NAGALAND	10,000	2,500	0	0
21	ORISSA	1,20,000	30,000	0	0
22	PUDUCHERRY	50	12	4	33
23	PUNJAB	18,000	4,500	0	0
24	RAJASTHAN	1,00,000	25,000	0	0
25	SIKKIM	25,000	6,250	4,367	70
26	TAMIL NADU	60,000	15,000	595	4
27	TRIPURA	15,000	3,750	3,197	85
28	UTTARAKHAND	25,000	6,250	13	0
29	UTTAR PRADESH	1,00,000	25,000	16	0
30	WEST BENGAL	60,000	15,000	0	0
31	ANDAMAN AND NICOBAR ISLANDS	1,000	250	125	50
32	CHANDIGARH	300	75	1	1
33	DADRA AND NAGAR HAVELI	200	50	0	0
34	DAMAN AND DIU	30	7	0	0
35	LAKSHADWEEP	20	5	3	60
Grand Total		18,13,000	4,53,247	56,545	12

Very Good:(90% or above of targets)

KARNATAKA

Good:(Between 80% to 90% targets)

TRIPURA

Poor:(Below 80% of targets)

ANDHRA PRADESH, ARUNACHAL PRADESH, ASSAM, BIHAR, CHHATISGARH, DELHI, GOA, GUJARAT, HARYANA, HIMACHAL PRADESH, JAMMU AND KASHMIR, JHARKHAND, KERALA, MADHYA PRADESH, MAHARASHTRA, MANIPUR, MEGHALAYA, MIZORAM, NAGALAND, ORISSA, PUDUCHERRY, PUNJAB, RAJASTHAN, SIKKIM, TAMIL NADU, UTTARAKHAND, UTTAR PRADESH, WEST BENGAL, ANDAMAN AND NICOBAR ISLANDS, CHANDIGARH, DADRA AND NAGAR HAVELI, DAMAN AND DIU, LAKSHADWEEP

Afforestation (Public and Forest Lands)

Seedlings planted

% Achievement of Target

During April-June, 2009

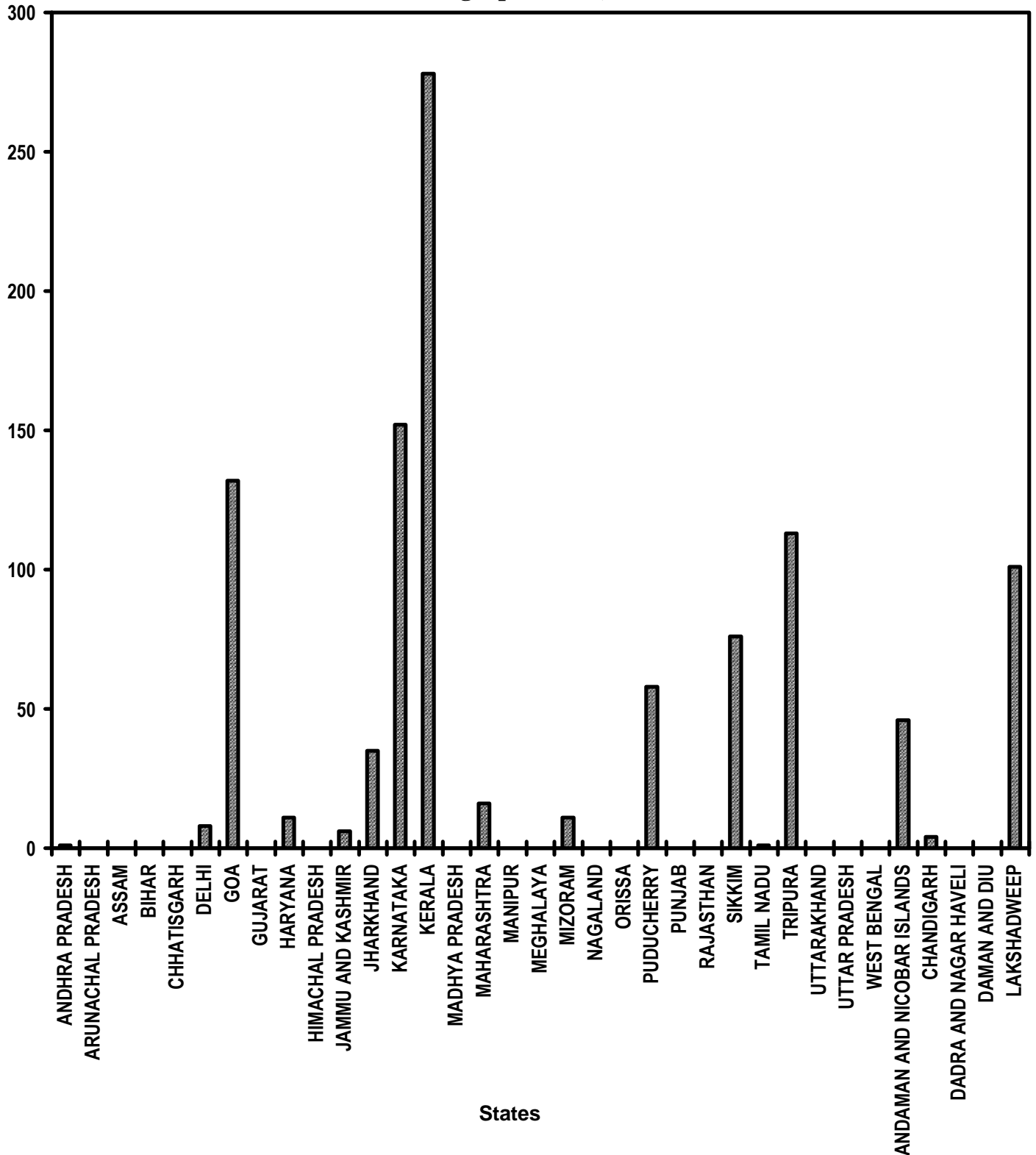


Table - 16(B)

**Afforestation (Public and Forest Lands)
Seedlings planted
(Unit: Number)**

Sl. No.	State/UT Name	Target		Achievement April,2009-June,2009	Percent Achievement April,2009-June,2009
		2009-2010	April,2009-June,2009		
(1)	(2)	(3)	(4)	(5)	(5)/(4)
1	ANDHRA PRADESH	19,50,00,000	4,87,50,000	5,75,388	1
2	ARUNACHAL PRADESH	65,00,000	16,25,000	16	0
3	ASSAM	1,17,00,000	29,25,000	0	0
4	BIHAR	1,95,00,000	48,75,000	0	0
5	CHHATISGARH	4,87,50,000	1,21,87,500	0	0
6	DELHI	5,85,000	1,46,250	11,000	8
7	GOA	6,50,000	1,62,500	2,14,000	132
8	GUJARAT	13,00,00,000	3,25,00,000	0	0
9	HARYANA	1,95,00,000	48,75,000	5,33,000	11
10	HIMACHAL PRADESH	1,43,00,000	35,75,000	0	0
11	JAMMU AND KASHMIR	1,95,00,000	48,75,000	2,84,780	6
12	JHARKHAND	2,27,50,000	56,87,500	19,94,283	35
13	KARNATAKA	5,20,00,000	1,30,00,000	1,97,39,000	152
14	KERALA	65,00,000	16,25,000	45,21,494	278
15	MADHYA PRADESH	16,90,00,000	4,22,50,000	0	0
16	MAHARASHTRA	9,75,00,000	2,43,75,000	39,00,000	16
17	MANIPUR	65,00,000	16,25,000	0	0
18	MEGHALAYA	42,25,000	10,56,250	0	0
19	MIZORAM	65,00,000	16,25,000	1,85,000	11
20	NAGALAND	65,00,000	16,25,000	0	0
21	ORISSA	7,80,00,000	1,95,00,000	0	0
22	PUDUCHERRY	33,000	8,250	4,753	58
23	PUNJAB	1,17,00,000	29,25,000	0	0
24	RAJASTHAN	6,50,00,000	1,62,50,000	0	0
25	SIKKIM	1,62,50,000	40,62,500	30,97,000	76
26	TAMIL NADU	3,90,00,000	97,50,000	1,03,100	1
27	TRIPURA	97,50,000	24,37,500	27,47,000	113
28	UTTARAKHAND	1,62,50,000	40,62,500	0	0
29	UTTAR PRADESH	6,50,00,000	1,62,50,000	19,000	0
30	WEST BENGAL	3,90,00,000	97,50,000	0	0
31	ANDAMAN AND NICOBAR ISLANDS	6,50,000	1,62,500	74,515	46
32	CHANDIGARH	1,95,000	48,750	2,190	4
33	DADRA AND NAGAR HAVELI	1,30,000	32,500	0	0
34	DAMAN AND DIU	20,000	5,000	0	0
35	LAKSHADWEEP	13,000	3,250	3,283	101
Grand Total		1,17,84,51,000	29,46,12,750	3,80,08,802	13

Very Good:(90% or above of targets)

GOA, KARNATAKA, KERALA, TRIPURA, LAKSHADWEEP

Poor:(Below 80% of targets)

ANDHRA PRADESH, ARUNACHAL PRADESH, ASSAM, BIHAR, CHHATISGARH, DELHI, GUJARAT, HARYANA, HIMACHAL PRADESH, JAMMU AND KASHMIR, JHARKHAND, MADHYA PRADESH, MAHARASHTRA, MANIPUR, MEGHALAYA, MIZORAM, NAGALAND, ORISSA, PUDUCHERRY, PUNJAB, RAJASTHAN, SIKKIM, TAMIL NADU, UTTARAKHAND, UTTAR PRADESH, WEST BENGAL, ANDAMAN AND NICOBAR ISLANDS, CHANDIGARH, DADRA AND NAGAR HAVELI, DAMAN AND DIU

Rural Roads - PMGSY

Length of Road Constructed

% Achievement of Target

During April-June, 2009

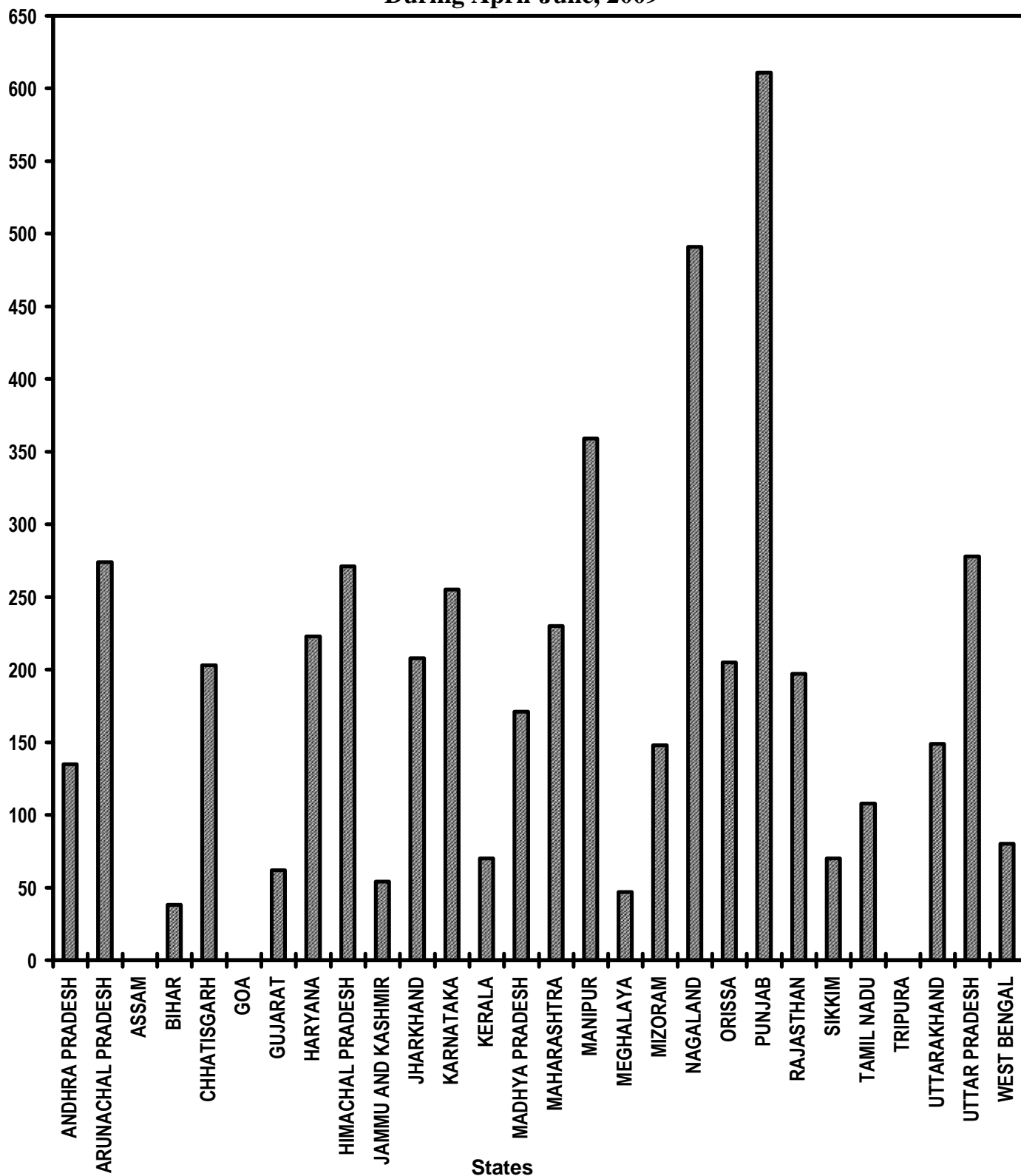


Table - 17

Rural Roads - PMGSY
Length of Road Constructed
(Unit: Kilometer)

Sl. No.	State/UT Name	Target		Achievement April,2009-June,2009	Percent Achievement April,2009-June,2009
		2009-2010	April,2009-June,2009		
(1)	(2)	(3)	(4)	(5)	(5)/(4)
1	ANDHRA PRADESH	2,980	433	583	135
2	ARUNACHAL PRADESH	500	73	200 *	274
3	ASSAM	2,585	376	0	0
4	BIHAR	5,200	756	290	38
5	CHHATISGARH	3,500	510	1,034	203
6	GOA	-	-	0	-
7	GUJARAT	1,500	218	135	62
8	HARYANA	700	102	227	223
9	HIMACHAL PRADESH	1,500	218	591	271
10	JAMMU AND KASHMIR	1,450	211	113	54
11	JHARKHAND	1,950	284	590	208
12	KARNATAKA	2,600	378	963	255
13	KERALA	300	44	31	70
14	MADHYA PRADESH	8,000	1,164	1,988	171
15	MAHARASHTRA	2,950	429	987	230
16	MANIPUR	200	29	104	359
17	MEGHALAYA	100	15	7	47
18	MIZORAM	200	29	43 *	148
19	NAGALAND	150	22	108*	491
20	ORISSA	2,980	433	888	205
21	PUNJAB	365	53	324	611
22	RAJASTHAN	3,750	545	1,073	197
23	SIKKIM	300	44	31	70
24	TAMIL NADU	1,170	170	184	108
25	TRIPURA	800	116	0	0
26	UTTARAKHAND	700	102	152	149
27	UTTAR PRADESH	6,850	996	2,772	278
28	WEST BENGAL	1,720	250	201	80
Grand Total		55,000	8,000	13,619	170

Very Good:(90% or above of targets)

ANDHRA PRADESH, ARUNACHAL PRADESH, CHHATISGARH, HARYANA, HIMACHAL PRADESH, JHARKHAND, KARNATAKA, MADHYA PRADESH, MAHARASHTRA, MANIPUR, MIZORAM, NAGALAND, ORISSA, PUNJAB, RAJASTHAN, TAMIL NADU, UTTARAKHAND, UTTAR PRADESH

Good:(Between 80% to 90% targets)

WEST BENGAL

Poor:(Below 80% of targets)

ASSAM, BIHAR, GUJARAT, JAMMU AND KASHMIR, KERALA, MEGHALAYA, SIKKIM, TRIPURA

* Figures furnished by Ministry of Rural Development

Rajiv Gandhi Grameen Vidyutikaran Yojana

Villages electrified
% Achievement of Target
During April-June, 2009

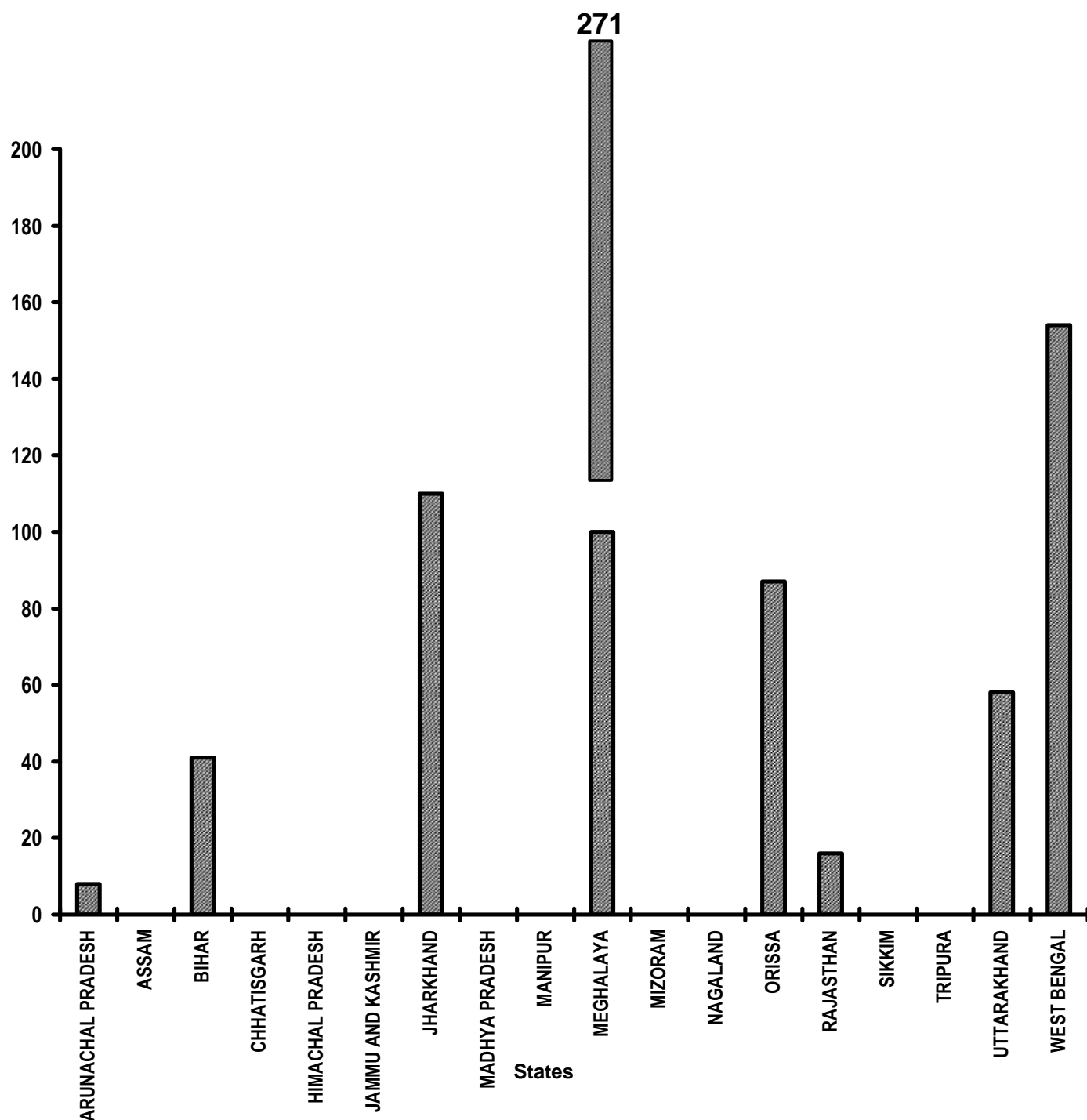


Table - 18

Rajiv Gandhi Grameen Vidyutikaran Yojana
Villages electrified
(Unit: Number)

Sl. No.	State/UT Name	Target		Achievement April,2009-June,2009	Percent Achievement April,2009-June,2009
		2009-2010	April,2009-June,2009		
(1)	(2)	(3)	(4)	(5)	(5)/(4)
1	ARUNACHAL PRADESH	300	75	6	8
2	ASSAM	1,117	279	0	0
3	BIHAR	2,748	687	281	41
4	CHHATISGARH	85	21	0	0
5	HIMACHAL PRADESH	3	-	32	-
6	JAMMU AND KASHMIR	38	9	0	0
7	JHARKHAND	8,250	2,062	2,278	110
8	MADHYA PRADESH	45	12	0	0
9	MANIPUR	150	37	0	0
10	MEGHALAYA	30	7	19	271
11	MIZORAM	60	15	0	0
12	NAGALAND	10	3	0	0
13	ORISSA	5,178	1,294	1,130	87
14	RAJASTHAN	611	152	25	16
15	SIKKIM	8	3	0	0
16	TRIPURA	31	7	0	0
17	UTTARAKHAND	50	12	7	58
18	WEST BENGAL	286	71	109	154
Grand Total		19,000	4,746	3,887	82

Very Good:(90% or above of targets)

JHARKHAND, MEGHALAYA, WEST BENGAL

Good:(Between 80% to 90% targets)

ORISSA

Poor:(Below 80% of targets)

ARUNACHAL PRADESH, ASSAM, BIHAR, CHHATISGARH, JAMMU AND KASHMIR, MADHYA PRADESH, MANIPUR, MIZORAM, NAGALAND, RAJASTHAN, SIKKIM, TRIPURA, UTTARAKHAND

Energising Pump sets

Pumps sets energized

% Achievement of Target

During April-June, 2009

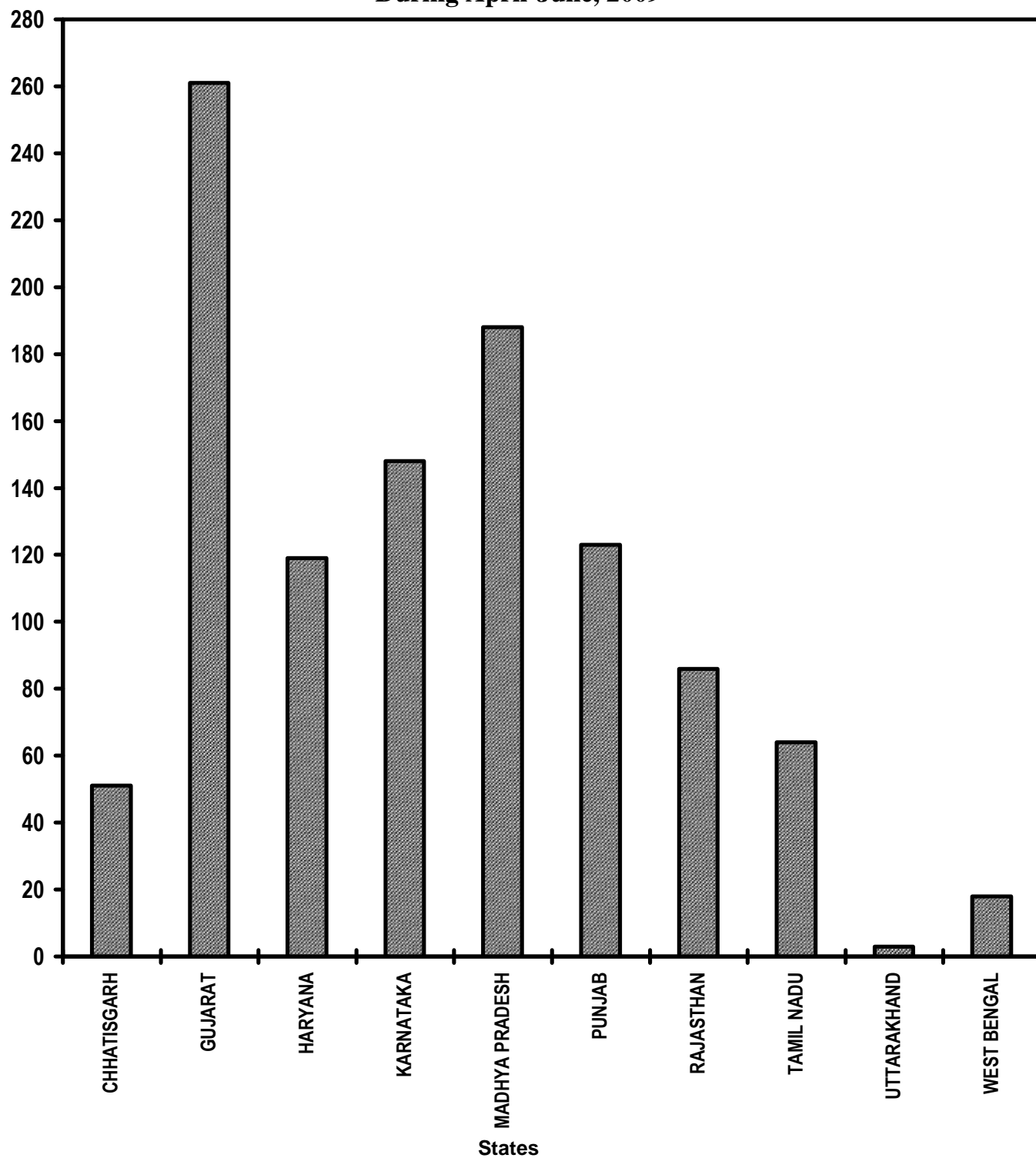


Table - 19

**Energising pump sets
Pumps sets energized
(Unit: Number)**

Sl. No.	State/UT Name	Target *		Achievement April,2009-June,2009	Percent Achievement April,2009-June,2009
		2009-2010	April,2009-June,2009		
(1)	(2)	(3)	(4)	(5)	(5)/(4)
1	CHHATISGARH	10,000	2,499	1,278	51
2	GUJARAT	16,000	3,999	10,438	261
3	HARYANA	15,000	3,750	4,449	119
4	KARNATAKA	17,000	4,248	6,290	148
5	MADHYA PRADESH	4,106	1,026	1,926	188
6	PUNJAB	60,000	15,000	18,453	123
7	RAJASTHAN	45,000	11,250	9,651	86
8	TAMIL NADU	40,000	9,999	6,432	64
9	UTTARAKHAND	22,000	5,499	160	3
10	WEST BENGAL	2,037	507	91	18
Grand Total		2,31,143	57,777	59,168	102

Very Good:(90% or above of targets)

GUJARAT, HARYANA, KARNATAKA, MADHYA PRADESH, PUNJAB

Good:(Between 80% to 90% targets)

RAJASTHAN

Poor:(Below 80% of targets)

CHHATISGARH, TAMIL NADU, UTTARAKHAND, WEST BENGAL

** Last year (2008-2009) targets have been repeated due to non receipt of fresh targets for the year 2009-10 except (the state of Gujarat, MP and Uttarakhand)*

Supply of Electricity

Electricity supplied

% Achievement of Target

During April-June, 2009

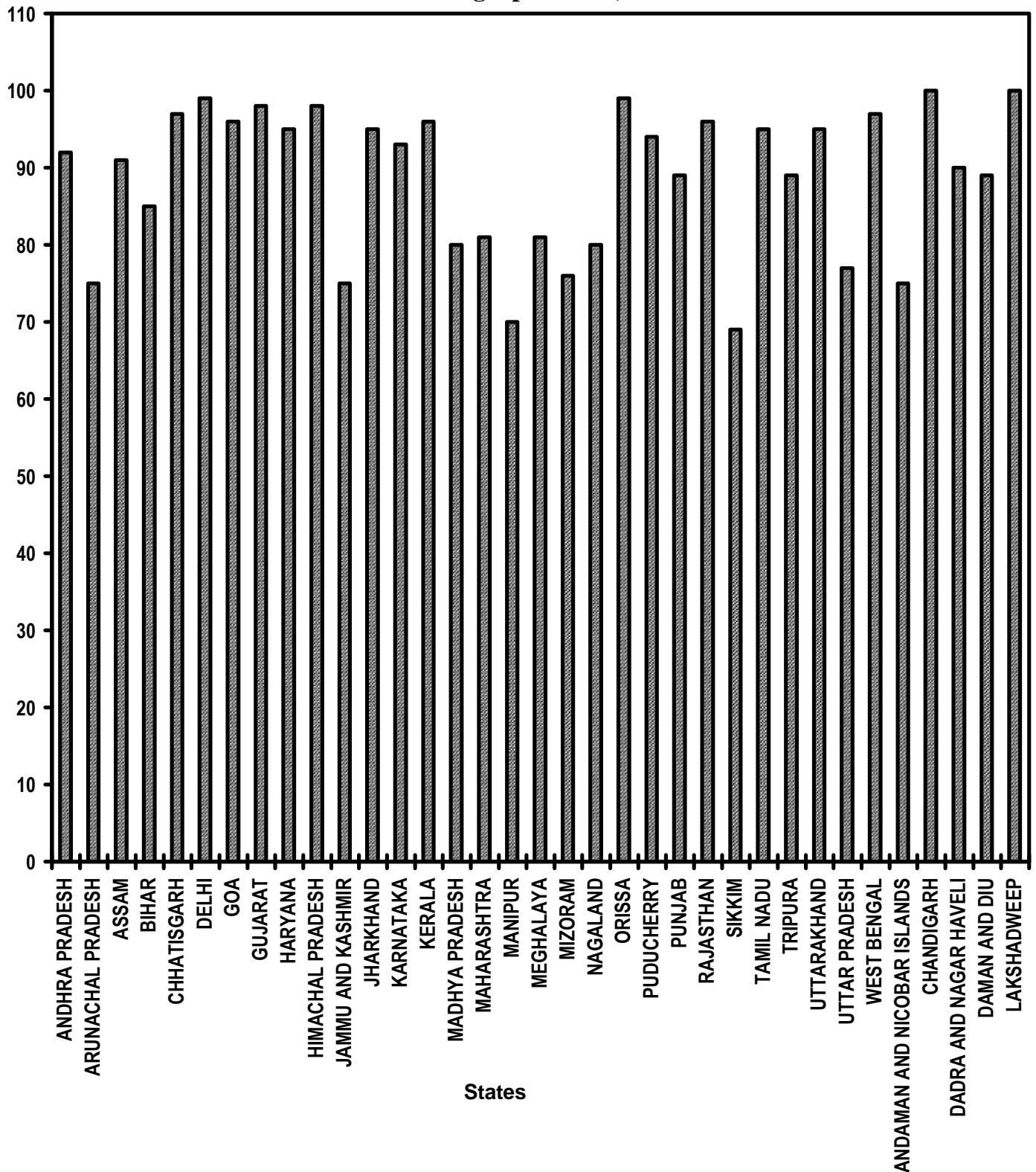


Table - 20

Supply of Electricity

Sl. No.	State/UT Name	Electricity demanded (Million Units)	Electricity supplied (Million Units)	Shortage observed (Million Units)	Percentage of Electricity Supplied
		April,2009-June,2009	April,2009-June,2009	April,2009-June,2009	
(1)	(2)	(3)	(4)	(5)	(6)
1	ANDHRA PRADESH	18,794	17,288	1,506	92
2	ARUNACHAL PRADESH	79	59	20	75
3	ASSAM	1,247	1,134	113	91
4	BIHAR	2,850	2,426	424	85
5	CHHATISGARH	3,337	3,249	88	97
6	DELHI	6,747	6,665	82	99
7	GOA	811	778	33	96
8	GUJARAT	16,983	16,687	296	98
9	HARYANA	7,990	7,585	405	95
10	HIMACHAL PRADESH	1,639	1,603	36	98
11	JAMMU AND KASHMIR	3,143	2,346	797	75
12	JHARKHAND	1,390	1,316	74	95
13	KARNATAKA	11,193	10,432	761	93
14	KERALA	4,417	4,244	173	96
15	MADHYA PRADESH	10,018	8,017	2,001	80
16	MAHARASHTRA	32,336	26,167	6,169	81
17	MANIPUR	111	78	33	70
18	MEGHALAYA	340	277	63	81
19	MIZORAM	85	65	20	76
20	NAGALAND	139	111	28	80
21	ORISSA	5,239	5,178	61	99
22	PUDUCHERRY	540	509	31	94
23	PUNJAB	11,567	10,270	1,297	89
24	RAJASTHAN	10,153	9,739	414	96
25	SIKKIM	129	89	40	69
26	TAMIL NADU	18,764	17,744	1,020	95
27	TRIPURA	220	196	24	89
28	UTTARAKHAND	2,167	2,052	115	95
29	UTTAR PRADESH	19,361	14,998	4,363	77
30	WEST BENGAL	8,722	8,455	267	97
31	ANDAMAN AND NICOBAR ISLANDS	60	45	15	75
32	CHANDIGARH	427	427	0	100
33	DADRA AND NAGAR HAVELI	955	855	100	90
34	DAMAN AND DIU	475	424	51	89
35	LAKSHADWEEP	6	6	0	100
Grand Total		2,02,434	1,81,514	20,920	90

Very Good:(90% or above of targets)

ANDHRA PRADESH, ASSAM, CHHATISGARH, DELHI, GOA, GUJARAT, HARYANA, HIMACHAL PRADESH, JHARKHAND, KARNATAKA, KERALA, ORISSA, PUDUCHERRY, RAJASTHAN, TAMIL NADU, UTTARAKHAND, WEST BENGAL, CHANDIGARH, DADRA AND NAGAR HAVELI, LAKSHADWEEP

Good:(Between 80% to 90% targets)

BIHAR, MADHYA PRADESH, MAHARASHTRA, MEGHALAYA, NAGALAND, PUNJAB, TRIPURA, DAMAN AND DIU

Poor:(Below 80% of targets)

ARUNACHAL PRADESH, JAMMU AND KASHMIR, MANIPUR, MIZORAM, SIKKIM, UTTAR PRADESH, ANDAMAN AND NICOBAR ISLANDS

LISTOF ITEMS COVERED UNDER (TPP) - 2006

Point No.	Item No.	Name of the Points/Items
I.		Garibi Hatao [Poverty Eradication]
		Rural Areas
	1.	Employment generation under the National Rural Employment Guarantee Act
	2.	Swaranjayanti Gram Swarojgar Yojana
	3.	Rural Business Hubs in Partnership with Panchayats
	4.	Self help Groups
		Urban Areas
	5.	Swaranjayanti Shehary Rojgar Yojana
II.		Jan Shakti (Power to People)
	6.	Local Self Government (Panchayati Raj and Urban Local Bodies) <ul style="list-style-type: none"> - Activity Mapping for devolution of functions - Budget Flow of Funds - Assignment of Functionaries
	7.	Quick and Inexpensive Justice – Gram Nyayalayas and Nyaya Panchayats.
	8.	District Planning Committees.
III.		Kisan Mitra [Support to Farmers]
	9.	Water shed development
	10.	Marketing and infrastructural support to farmers
	11.	Irrigation facilities (including minor and micro irrigation) for agriculture
	12.	Credit to farmers
	13.	Distribution of waste land to the landless
IV.		Shramik Kalyan [Labour Welfare]
	14.	Social Security for Agricultural and Unorganised Labour
	15.	Minimum Wages Enforcement (including Farm Labour)
	16.	Prevention of Child Labour
	17.	Welfare of Women Labour
V.		Khadya Suraksha [Food Security]
	18.	Food Security: <ul style="list-style-type: none"> (i) Targeted Public Distribution system, (ii) Antyodaya Anna Yojana, (iii) Establishing Grain banks in chronically food scarcity areas
VI.		Subke Liye Aawas [Housing for All]
	19	Rural Housing - Indira Awaas Yojana
	20.	EWS/LIG Houses in Urban Areas

Contd.....

Point No.	Item No.	Name of the Points/Items
VII.		Shudh Peya Jal [Clean Drinking Water]
	21.	Rural Areas. - Accelerated Rural Water Supply Programme
	22.	Urban Areas: - Accelerated Urban Water Supply Programme
VIII.		Jan Jan Ka Swasthya [Health for All]
	23.	Control and prevention of major diseases: (a) HIV/AIDS (b) TB (c) Malaria (d) Leprosy (e) Blindness
	24.	National Rural Health Mission
	25.	Immunisation of Children
	26.	Sanitation Programme in - Rural Areas - Urban areas
	27.	Institutional Delivery
	28.	Prevention of Female Foeticide
	29.	Supplementary nutrition for Mothers and Children
	30.	Two Child norms
IX.		Sabke Liye Shiksha [Education for All]
	31.	Sarv Shiksha Abhiyan
	32.	Mid Day Meal Scheme - Compulsory Elementary Education
X.		Anusuchit Jaati, Jan Jaati, Alp-sankhyak evam Anya Pichhra Varg Kalyan [Welfare of Scheduled Castes, Scheduled Tribes, Minorities and OBCs]
	33.	SC Families Assisted
	34.	Rehabilitation of Scavengers
	35.	ST Families Assisted
	36.	Rights of Forest dwellers – Owners of minor forest produce
	37.	Particularly Vulnerable Tribal Groups (PTGs)
	38.	No alienation of Tribal lands
	39.	Implementation of Panchayats (Extension to Scheduled Areas) Act [PESA]
	40.	Welfare of Minorities
	41.	Professional education among all minority communities
	42.	Reservation of OBCs in - Education - Employment
XI.		Mahila Kalyan [Women Welfare]
	43.	Financial Assistance for Women Welfare
	44.	Improved participation of women in (a) Panchayats (b) Municipalities (c) State Legislatures (d) Parliament

Contd.....

Point No.	Item No.	Name of the Points/Items
XII.		Bal Kalyan (Child Welfare)
	45.	Universalisation of ICDS Scheme
	46.	Functional Anganwadis
XIII.		Yuva Vikas [Youth Development]
	47.	Sports for all in Rural and Urban areas
	48.	Rashtriya Sadbhavana Yojana
	49.	National Service Scheme
XIV.		Basti Sudhar [Improvement of Slums]
	50.	Number of Urban poor families assisted under seven point charter viz. land tenure, housing at affordable cost, water, sanitation, health, education, and social security.
XV.		Paryavaran Sanrakshan evam Van Vridhi [Environment Protection and Afforestation]
	51.	Afforestation (a) Area Covered under Plantation on - Public and Forest Lands (b) Number of Seedlings planted on -Public and Forest Lands
	52.	Prevention of pollution of Rivers and water bodies
	53.	Solid and liquid waste management in - Rural Areas - Urban Areas
XVI.		Samajik Suraksha [Social Security]
	54.	Rehabilitation of handicapped and orphans.
	55.	Welfare of the aged
XVII.		Grameen Sadak [Rural Roads]
	56.	Rural Roads - PMGSY
XVIII.		Grameen Oorja [Energization of Rural Area]
	57.	Bio-diesel Production
	58.	Rajiv Gandhi Grameen Vidyutikaran Yojana
	59.	Renewable Energy
	60.	Energising Pump sets
	61.	Supply of Electricity
	62.	Supply of Kerosene and LPG
XIX.		Pichhara Kshetra Vikas [Development of Backward Areas]
	63.	Backward Regions Grants Fund
XX.		e- Shasan [IT enabled e-Governance]
	64.	Central and State Governments
	65.	Panchayats and Municipalities

ABBREVIATIONS USED

AAY	Antyodaya Anna Yojana
ARWSP	Accelerated Rural Water Supply Programme
DDRS	Deen Dayal Rehabilitation Scheme
EWS	Economically Weaker Section
IAY	Indira Awaas Yojana
ICDS	Integrated Child Development Scheme
LIG	Low Income Group
MWE	Minimum Wages Enforcement
NC	Not Covered
NREGS	National Rural Employment Guarantee Scheme
PC	Partially Covered
PMGSY	Prime Minister Grameen Sadak Yojana
SC	Scheduled Caste
RGGVY	Rajiv Gandhi Grameen Vidyutikaran Yojana
SGRY	Sampoorna Grameen Rojgar yojana
SGSY	Swaranjayanati Gram Swarojgar Yojana
SHG	Self Help Groups
ST	Scheduled Tribe
TPDS	Targeted Public Distribution system