

**TWENTY POINT PROGRAMME-2006**  
**PROGRESS REPORT**  
**FOR**  
**APRIL- JULY, 2009**



**GOVERNMENT OF INDIA**  
**MINISTRY OF STATISTICS AND PROGRAMME IMPLEMENTATION**  
**SARDAR PATEL BHAWAN, SANSAD MARG,**  
**NEW DELHI-110 001**

**Website: [www.mospi.gov.in](http://www.mospi.gov.in)**

# CONTENTS

|   | <b>Page No.</b> |
|---|-----------------|
| I. Introduction   | i               |
| II. List of Twenty Points                                   | ii              |
| III. List of Monthly Monitored Items                        | iii             |
| IV. List of items identified tentatively for ranking        | iv              |
| V. Status of receipt of targets for Monthly Monitored items | v               |
| VI. List of items under TPP-2006 yet to be operationalised  | viii            |

## PART-I Overall Performance Analysis

|   |    |
|---|----|
| VII. Progress Report                            | 1  |
| VIII. Highlights                                | 2  |
| Table - A - All India Performance               | 6  |
| Table- B - State Wise Performance               | 7  |
| Table- C - State Wise and Item Wise Performance | 12 |
| Table- D – Score Card and Ranking of States     | 21 |

## PART- II Performance Tables

| <b>Table No.</b> | <b>Description of Item</b>   |    |
|------------------|--|----|
| 1                | Employment Generation - NREG Scheme  | 24 |
| 2 A)             | Swaranjayanti Gram Swarojgar Yojana (SGSY)   | 25 |
| 2(B)             | SC, ST, Women and Disabled Swarozgaries Assisted under SGSY  | 27 |
| 3(A)             | SHGs Formed under SGSY   | 28 |
| 3(B)             | SHGs to whom income generating activities provided   | 29 |
| 4(A)             | Distribution of waste land to the landless   | 31 |
| 4(B)             | Waste land distributed to SC, ST and others  | 32 |
| 5(A)             | Minimum Wages Enforcement (Including Farm Labour) (i) Inspections made (ii) Irregularities detected (iii) Irregularities rectified           | 33 |
| 5(B)             | Minimum Wages Enforcement (Including Farm Labour) (i) Claims filed (ii) Claims settled   | 34 |
| 5(c)             | Minimum Wages Enforcement (Including Farm Labour) (i) Prosecution cases pending (ii) Prosecution cases filed (iii) Prosecution cases decided | 35 |
| 6(A)             | <i>Food Security:</i> Targeted Public Distribution System (TPDS) for AAY, APL & BPL,   | 36 |
| 6(B)             | <i>Food Security:</i> TPDS only for Antyodaya Anna Yojana (AAY)  | 38 |
| 6(C)             | <i>Food Security:</i> TPDS only for Above Poverty Line (APL)   | 40 |
| 6(D)             | <i>Food Security:</i> TPDS only for Below Poverty Line (BPL)   | 42 |

**Contd...**

| <b>Table No.</b> | <b>Description of Item</b>  | <b>Page No.</b>    |
|------------------|---|--------------------|
| 7                | Rural Housing - Indira Awaas Yojana   | 44                 |
| 8                | EWS/LIG Houses in Urban Areas   | 46                 |
| 9(A)             | Rural Areas - ARWSP Habitations (NC/PC) covered                               | 48                 |
| 9(B)             | Slipped back habitations and habitations with water quality problem addressed | 49                 |
| 10               | Sanitation Programme in Rural Areas   | 51                 |
| 11               | Institutional Delivery  | 52                 |
| 12               | SC Families Assisted  | 53                 |
| 13               | Universalization of ICDS Scheme   | 55                 |
| 14               | Functional Anganwadis   | 57                 |
| 15               | No. of Urban poor families assisted under Seven Point Charter                 | 59                 |
| 16(A)            | Afforestation- Area Covered under Plantation- (Public and Forest Lands)       | 60                 |
| 16(B)            | Afforestation- Seedlings Planted – (Public and Forest Lands)                  | 62                 |
| 17               | Rural Roads constructed under (PMGSY)   | 64                 |
| 18               | Village electrified under Rajiv Gandhi Grameen Vidyutikaran Yojana (RGGVY)    | 66                 |
| 19               | Energising pump sets  | 68                 |
| 20               | Supply of Electricity   | 70                 |
| <b>Annexures</b> |   |                    |
| ○                | List of 65 items to be monitored under TPP-2006                               | Annexure – I 72-74 |
| ○                | Abbreviations used  | Annexure - II 75   |

# Twenty Point Programme – 2006

## An Introduction

The Twenty Point Programme (TPP) was launched by the Government of India in the year 1975 and restructured in 1982, 1986 and again in 2006. The restructured programme, known as Twenty Point Programme (TPP) – 2006, became operational with effect from 1<sup>st</sup> April, 2007. The Programme is meant to give a thrust to schemes relating to poverty alleviation, employment generation in rural areas, housing, education, family welfare & health, protection of environment and many other schemes having a bearing on the quality of life, especially in the rural areas.

2. The programmes and schemes under the TPP-2006 are in harmony with the priorities contained in the Millennium Development Goals (MDGs) of the United Nations and SAARC Social Charter. The original nomenclature, namely the Twenty Point Programme, which has been in existence for more than three decades and carries the stamp of familiarity among the people and administrative agencies, has been retained.

3. Twenty Point Programme (TPP) – 2006 originally consisted of 20 Points and 66 items being monitored individually by Central Nodal Ministries concerned. During 2007-08, out of 66 items, 22 items were monitored on monthly basis. From 1<sup>st</sup> April, 2008 *Sampoorna Grameen Rojgar Yojana* (SGRY) has been merged with another item namely “*National Rural Employment Guarantee Act*” therefore, SGRY has been dropped from the list of 66 items and only 65 items are now monitored under TPP-2006 since 2008-09. The list of 65 items is enclosed at *Annexure-I*.

4. Out of 65 items, 20 items (information in respect of 16 items is being collected from various States/ UTs and for remaining 4 items from the concerned Central Nodal Ministries) are being monitored on monthly basis during the period 2009-10. The remaining items under TPP-2006, are being monitored on annual basis as the information in respect of these items will be made available by the concerned Central Nodal Ministries only on annual basis. For the purpose of ranking, the performance of States on monthly basis in respect of 20 identified parameters have been evaluated.

5. Some of the schemes/programmes are yet to be operationalised by the Central Nodal Ministries concerned. These items will be monitored only after the schemes concerning them come into existence and their frequency of monitoring will be decided later. The details of such items are available on the page number (viii) of the report.

6. The monitoring mechanism for TPP-2006 has been widened by including block level monitoring in addition to District, State and Central level monitoring. Most of the States/Union Territories have constituted the block, district and state level monitoring committees. At the Centre, the progress of individual items is monitored and reviewed by the Departments/Ministries concerned. The Ministry of Statistics & Programme Implementation (MOSPI) monitors the Programme/ schemes covered under TPP-2006 on the basis of performance report received from State Government and central nodal Ministries. The Monitoring Guidelines of TPP-2006 issued to States/UTs are also available on the website of the Ministry ([www.mospi.gov.in](http://www.mospi.gov.in)).

# **Twenty Point Programme – 2006**

## **Twenty Points**

1. Garibi Hatao [Poverty Eradication]
2. Jan Shakti (Power to People)
3. Kisan Mitra [Support to Farmers]
4. Shramik Kalyan [Labour Welfare]
5. Khadya Suraksha [Food Security ]
6. Subke Liye Aawas [Housing for All]
7. Shudh Peya Jal [Clean Drinking Water]
8. Jan Jan Ka Swasthya [Health for All]
9. Sabke Liye Shiksha [Education for All]
10. Anusuchit Jaati, Jan Jaati, Alp-sankhyak evam Anya Pichhra Varg Kalyan [Welfare of Scheduled Castes, Scheduled Tribes, Minorities and OBCs]
11. Mahila Kalyan [Women Welfare]
12. Bal Kalyan [Child Welfare]
13. Yuva Vikas [Youth Development]
14. Basti Sudhar [Improvement of Slums]
15. Paryavaran Sanrakshan evam Van Vridhi [Environment Protection and Afforestation]
16. Samajik Suraksha [Social Security]
17. Grameen Sadak [Rural Roads]
18. Grameen Oorja [Energization of Rural Area]
19. Pichhara Kshetra Vikas [Development of Backward Areas]
20. e- Shasan [IT enabled e-Governance]

# Twenty Point Programme – 2006

## Monthly Monitored Items

1. Employment generation under the National Rural Employment Guarantee Scheme
2. Swaranjayanti Gram Swarojgar Yojana (SGSY)
3. **Self help Groups:**
  - (i) Self help Groups formed under SGSY
  - (ii) SHGs to whom income generating activities provided under SGSY
4. Distribution of Waste land to landless
5. Minimum Wages Enforcement (Including Farm Labour)
6. **Food Security:**
  - (i) Targeted Public Distribution System (TPDS) for AAY, APL& BPL,
  - (ii) TPDS only for Antyodaya Anna Yojana (AAY)
  - (iii) TPDS only for Above Poverty Line (APL)
  - (iv) TPDS only for Below Poverty Line (BPL)
7. Rural Housing for Indira Awaas Yojana (IAY)
8. EWS/LIG Houses in Urban Areas
9. **Rural Areas-** Accelerated Rural Water Supply Programme (ARWSP)
  - (i) Habitations covered (NC &PC)
  - (ii) Slipped back habitations and habitations with water quality problems addressed
10. Sanitation Programme in Rural Areas
11. Institutional Delivery
12. SC Families Assisted
13. Universalisation of ICDS Scheme
14. Functional Anganwadis
15. Number of Urban poor families assisted under seven point charter viz. land tenure, housing at affordable cost, water, sanitation, health, education, and social security.
16. **Afforestation:**
  - (a) Area Covered under Plantation on - Public and Forest Lands
  - (b) Number of Seedlings planted on -Public and Forest Lands
17. Rural Roads constructed under Prime Minister Grameen Sadak Yojana (PMGSY)
18. Village Electrified under Rajiv Gandhi Grameen Vidyutikaran Yojana (RGGVY)
19. Energising Pump sets
20. Supply of Electricity

# Twenty Point Programme – 2006

## Items identified for ranking

For the purpose of ranking the performance of States under TPP-2006 on monthly basis, the following 15 items & 20 Parameters have been identified.

| Items | Para<br>meters | Description of Item   |
|-------|----------------|---|
| 1     | 1              | Individual Swarozgaries Assisted under SGSY   |
| 2     | 2              | SHGs to whom income generating activities provided under SGSY   |
| 3     | -              | <b>Food Security:</b>   |
|       | 3              | (i) Targeted Public Distribution System (TPDS) for AAY, APL & BPL,  |
|       | 4              | (ii) <i>TPDS</i> only for Antyodaya Anna Yojana (AAY)   |
|       | 5              | (iii) <i>TPDS</i> only for Above Poverty Line (APL)   |
|       | 6              | (iv) <i>TPDS</i> only for Below Poverty Line (BPL)  |
| 4     | 7              | Rural Housing under Indira Awaas Yojana (IAY)   |
| 5     | 8              | EWS/LIG Houses in Urban Areas   |
| 6     | -              | <b>Rural Areas:</b>   |
|       | 9              | (i) Accelerated Rural Water Supply Programme-Habitation covered (NC & PC)   |
|       | 10             | (ii) Slipped back habitations and habitation with water quality problems addressed - ARWSP  |
| 7     | 11             | SC Family Assisted  |
| 8     | 12             | Universalisation of ICDS Scheme   |
| 9     | 13             | Functional Anganwadis   |
| 10.   | 14             | Number of Urban poor families assisted under seven point charter viz. land tenure, housing at affordable cost, water, sanitation, health, education, and social security. |
| 11    | -              | <b>Afforestation:</b>   |
|       | 15             | (i) Area Covered under Plantation on - Public and Forest Lands  |
|       | 16             | (ii) Number of Seedlings planted on - Public and Forest Lands   |
| 12    | 17             | <i>Rural Roads</i> constructed under Prime Minister Grameen Sadak Yojana (PMGSY)  |
| 13    | 18             | Village electrified under Rajiv Gandhi Grameen Vidyutikaran Yojana (RGGVY)  |
| 14    | 19             | Energising Pump sets  |
| 15    | 20             | Supply of Electricity   |

### Status of receipt of targets for Monthly Monitored items under TPP-2006

| Sl. No. | Name of the item   | Parameters/ indicators  | Whether targetable / non targetable | Whether targets have been received      | Nodal Ministry                |
|---------|--|---|-------------------------------------|---|-------------------------------|
| 1       | Employment generation under the National Rural Employment Guarantee Scheme | (i) No. of job card issued<br>(ii) Employment generated<br>(iii) Wages given  | Non targetable                      | -                                       | Ministry of Rural Development |
| 2       | Swaranjayanti Gram Swarojgar Yojana (SGSY)                                 | <i>Individual Swarozgaries Assisted</i><br>(i) Total<br>(ii) SC<br>(iii) ST<br>(iv) Women<br>(v) Disabled person          | Targetable                          | Yes                                     | -do-                          |
| 3       | Self help Groups   | SHGs under SGSY<br><br>- SHGs formed<br>- SHGs to whom income generating activities provided                              | Non targetable<br><br>Targetable    | -<br><br>Yes                            | -do-<br><br>-do-              |
| 4       | Distribution of waste land to the landless                                 | Waste Land distributed<br>(i) Total<br>(ii) SC<br>(iii)ST<br>(iv) Others  | Non targetable                      | -                                       | -do-                          |
| 5       | Rural Housing - Indira Awaas Yojana (IAY)                                  | Houses sanctioned   | Targetable                          | Yes                                     | -do-                          |
| 6       | Rural Areas - Accelerated Rural Water Supply Programme -(ARWSP)            | (i) Habitations covered (NC/PC)<br><br>(ii) Slipped back Habitations and Habitations with water quality problem addressed | Targetable<br><br>Targetable        | Yes<br>Only for three States<br><br>Yes | -do-<br><br>-do-              |



| Sl. No | Name of the item  | Parameters/ indicators  | Whether targetable / non targetable            | Whether targets have been received   | Nodal Ministry   |
|--------|---|---|--|--------------------------------------|--|
| 7      | Sanitation Programme in Rural Areas   | Individual Household latrines constructed   | Non targetable                                 | -                                    | -do-   |
| 8      | Rural Roads – PMGSY   | Length of Road Constructed  | Targetable                                     | Yes                                  | -do-   |
| 9.     | <b>Minimum Wages Enforcement</b><br>(including Farm Labour)   | (a)Agriculture and Farm workers<br>(i) Inspections made<br>(ii) Irregularities detected<br>(iii) Irregularities rectified<br>(iv) Claims filed<br>(v) claims settled<br>(vi) Prosecution cases pending<br>(vii) Prosecution cases filed<br>(viii) Prosecution cases decided<br>(b) others | Non - targetable                               | -                                    | Ministry of Labour & Employment  |
| 10.    | <b>Food Security:</b><br>(i) Targeted Public Distribution System<br>(ii) Antyodaya Anna Yojana<br>(iii) Above Poverty Line (APL)<br>(iv) Below Poverty Line (BPL) | Allocation of Food Grains to States/UTs<br><br>Allocation of Food Grains to States/UTs<br><br>Allocation of Food Grains to States/UTs<br><br>Allocation of Food Grains to States/UTs  | Targetable<br><br>-do-<br><br>-do-<br><br>-do- | Yes<br><br>Yes<br><br>Yes<br><br>Yes | Ministry of Consumer Affairs, Food & Public Distribution<br><br>-do-<br><br>-do- |
| 11.    | Institutional Delivery  | Delivery in Institutions  | Non targetable                                 | -                                    | -do-   |
| 12.    | SC Families Assisted  | SC Families Assisted  | Targetable                                     | No                                   | M/o Social Justice and Empowerment   |
| 13.    | Universalisation of ICDS Scheme   | ICDS Blocks Operational (Cumulative)  | Targetable                                     | Yes                                  | Ministry of Women and Child Development  |
| 14.    | Functional Anganwadis   | Anganwadis Functional (cumulative)  | Targetable                                     | Yes                                  | -do-   |

| <b>Sl. No.</b> | <b>Name of the item</b>   | <b>Parameters/ indicators</b>   | <b>Whether targetable / non targetable</b> | <b>Whether targets have been received</b>               | <b>Nodal Ministry</b>                          |
|----------------|---|---|--|---|--|
| <b>15.</b>     | EWS/LIG Houses in Urban Areas   | Houses Constructed  | Targetable                                 | Yes<br>(Targets received in respect of only ten States) | M/o Housing and Urban Poverty Alleviation      |
| <b>16.</b>     | Number of Urban poor families assisted under seven point charter viz. land tenure, housing at affordable cost, water, sanitation, health, education, and social security. | Poor Families Assisted  | Targetable                                 | Yes   | -do-   |
| <b>17.</b>     | <b>Afforestation:</b><br>(a) Area Covered under Plantation on - Public and Forest Lands<br><br>(b) Number of Seedlings planted on -Public and Forest Lands                | (a) Area Covered under Plantation on - Public and Forest Lands<br><br>(b) Number of Seedlings planted on -Public and Forest Lands | Targetable<br><br>Targetable               | Yes<br><br>Yes  | Ministry of Environment and Forest<br><br>-do- |
| <b>18.</b>     | Rajiv Gandhi Grameen Vidyutikaran Yojana (RGGVY)  | Villages electrified  | Targetable                                 | Yes   | Ministry of Power                              |
| <b>19.</b>     | Energising Pump sets  | Pumpsets Energised  | Targetable                                 | Yes   | -do-   |
| <b>20</b>      | Supply of Electricity   | Electricity demanded  | Targetable                                 | Yes   | -do-   |

## **List of items where the concerned schemes are yet to be operationalised**

- (i) ***Quick and inexpensive justice–Gram Nyayalayas and Nyaya Panchayats:*** Ministry of Panchayati Raj is consulting Central Ministries and States/UT Governments regarding draft bill on Nyaya Panchayats.
- (ii) ***Social Security for Agricultural and Unorganised Labour:*** To provide Social Security to workers in the unorganized sector, including agricultural labour, the Unorganised Sector Workers' Social Security Bill, 2007, was introduced in the Rajya Sabha on 10.9.07 and is being examined by the Parliamentary Standing Committee on Labour.
- (iii) ***Rights of Forest dwellers – Owners of minor forest produce:*** The Bill concerning “Rights of Forest Dwellers” - Owners of minor forest produce has been passed. The information on indicators/ parameters to be monitored and frequency of monitoring is awaited from Ministry of Tribal Affairs.
- (iv) ***Sports for all in Rural and Urban Areas:*** The scheme titled “Panchayat Yuva Krida Aur Khel Abhiyan (PYKKA)” for the development of sports infrastructure in rural areas has been implemented and the status of implementation of the scheme shall be monitored on annual basis. The scheme titled “Nagar Palika Yuva Krida Aur Khel Abhiyan” for the development of sports infrastructure in urban areas is yet to be approved.
- (v) ***IT enabled e-Governance for Panchayats and Municipalities:*** Mission Mode Projects of Panchayats and Municipalities have been initiated in certain States. The status of implementation of these projects shall be monitored on annual basis.

# **PART - I**

**TWENTY POINT PROGRAMME - 2006**

**OVERALL PERFORMANCE ANALYSIS**

# Twenty Point Programme-2006

## Progress Report – (April-July, 2009)

This monthly progress report of Twenty Point Programme-2006 consists of two parts: **Part-I** contains an analysis of the overall performance, whereas **Part-II** deals with item-wise performance.

2. The report is compiled on the basis of data received from the Central Nodal Ministries and State Governments/UT Administrations. The data is received either through web enabled software developed by National Informatics Centre (NIC) Cell in this Ministry or through Fax/e-mail/post. The processing of data has been done in association with NIC Cell.

3. The analysis for the period of **April-July, 2009** shows that the performance under **ten items** has been **‘Very Good’** (90% or above the targets). These items are:

- (i) Individual Swarozgaries Assisted- SGSY
- (ii) Road Constructed- Prime Minister Grameen Sadak Yojana (PMGSY)
- (iii) Pumpsets Energised
- (iv) ICDS Blocks Operational (Cum.)
- (v) *Food Security*: Targeted Public Distribution System (only AAY)
- (vi) Houses Constructed – Indira Awaas Yojana (IAY)
- (vii) Anganwadis Functional (Cum.)
- (viii) *Food Security*: Targeted Public Distribution System (only BPL)
- (ix) *Food Security*: Targeted Public Distribution System (APL+BPL+AAY) and
- (x) Supply of Electricity

4. The performance of **three items** has been **‘Good’** (80% to 90% of target). These items are:

- (i) *Food Security*: Targeted Public Distribution System (only APL)
- (ii) Houses constructed- EWS/LIG and
- (iii) Village Electrified-Rajiv Gandhi Grameen Vidyutikaran Yojana (RGGVY)

5. The performance of **seven items** has been **‘Poor’** (below 80% of target). These items are:

- (i) Seedlings Planted (Public and Forest Lands)
- (ii) SHGs Provided Income Generating Activities
- (iii) Area Covered under Plantation (Public and Forest Lands)
- (iv) SC Families Assisted
- (v) Urban Poor Families Assisted under Seven Point Charter
- (vi) Slipped back habitations and habitations with water quality problems addressed–ARWSP and
- (vii) Habitations covered (NC and PC)- ARWSP

6. The item “*Sapoorna Gramin Rojgar Yojana (SGRY)*” has been merged with “*National Rural Employment Guarantee Scheme-NREGS*” with effect from 1<sup>st</sup> April, 2008. Some of items under TPP-2006 namely “*National Rural Employment Guarantee Scheme-NREGS*”, “*Self help Groups formed under SGSY*”, “*Sanitation Programme in Rural Areas*” and “*Institutional Delivery*” are demand driven where as no targets are assigned by concerned nodal Ministries for the items like “*Distribution of Wasteland to the landless*” & “*Minimum Wages Enforcement (including Farm Labour)*” as such all these items are being monitored on monthly basis without any targets. These items shall not be considered for the purpose of ranking. In order to monitor the performance of TPDS under *Food Security* in a more purpose full manner, two more parameters namely APL & BPL have been added besides existing parameters for monitoring on monthly basis. The items where monthly/quarterly/ annual targets have been provided by the Ministries concerned, monthly targets have been worked out on prorata basis.

7. MPR has not received from State of Tripura despite of repeated reminders over telephone till finalization of this report. Therefore the performance of State for the month of April-July, 2009 has been reported as ‘nil’ in this MPR.

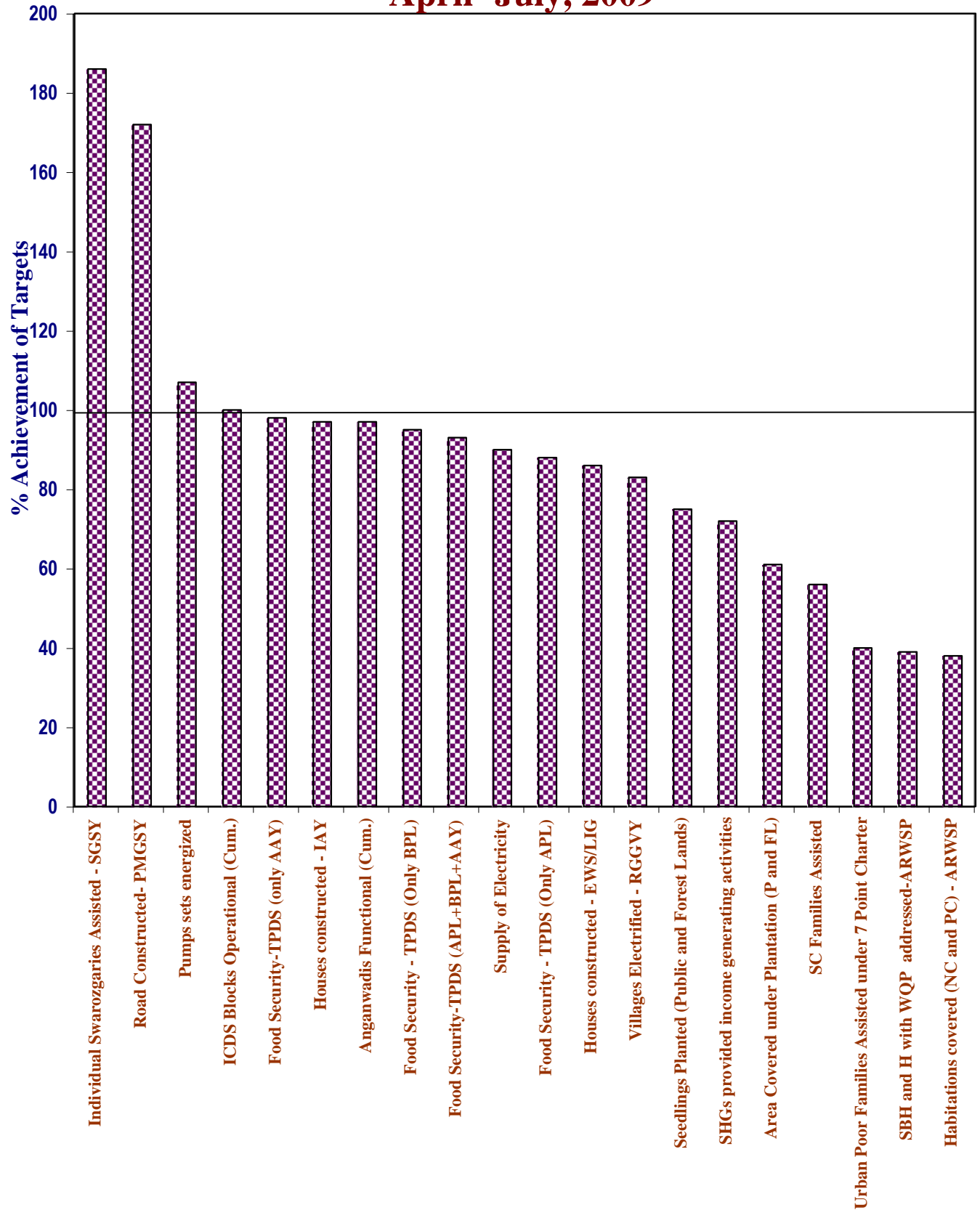
## HIGHLIGHTS

| Sl. No.  | Item  | Achievement for April-July, 2009 |
|--|---|----------------------------------|
| <b>Employment Generated under NREGS.</b>                 |   |                                  |
| 1  | No.of Job cards issued                                    | 387.95 lakh                      |
| 2  | Employment generated                                      | 9682.53 lakh mandays             |
| 3  | Wages given   | Rs. 8184.22 crore                |
| <b>Swaranjayanti Gram Swarozgar Yojana (SGSY)</b>        |   |                                  |
| 4  | No. of Individual Swarozgaries Assisted                   | 108,715                          |
| <b>Self help Groups</b>                                  |   |                                  |
| 5  | No.of SHGs formed   | 67,387                           |
| 6  | No.of SHGs to whom income generating activities provided  | 24,391                           |
| <b>Distribution of waste land to the landless</b>        |   |                                  |
| 7  | Land distributed  | 29,040 hectare                   |
| <b>Minimum Wages Enforcement (Including Farm Labour)</b> |   |                                  |
| 8  | No.of Inspections made                                    | 87,084                           |
| 9  | No.of Irregularities detected                             | 14,849                           |
| 10   | No.of Irregularities rectified                            | 14,280                           |
| 11   | No.of Claims filed  | 2,475                            |
| 12   | No.of Claims settled                                      | 2,711                            |
| 13   | No.of Prosecution cases Pending                           | 10,109                           |
| 14   | No.of Prosecution cases filed                             | 13                               |
| 15   | No.of Prosecution cases decided                           | 65                               |
| <b>Food Security: (i) TPDS (ii) AAY</b>                  |   |                                  |
| 16   | Food Security: Targeted Public Distribution System (TPDS) | 142.25 lakh tones                |
| 17   | Food Security: Antyodaya Anna Yojana (AAY)                | 33.24 lakh tones                 |
| 18   | Food Security: Above Poverty Line (APL)                   | 54.14 lakh tones                 |
| 19   | Food Security: Below Poverty Line (BPL)                   | 54.87 lakh tones                 |
| <b>Rural Housing-Indira Awaas Yojana</b>                 |   |                                  |
| 20   | No.of Houses constructed                                  | 6,56,791                         |
| <b>EWS/LIG Houses in Urban Areas</b>                     |   |                                  |
| 21   | No. of Houses constructed                                 | 45,560                           |

Contd.....

| <b>Sl. No.</b>   | <b>Item</b>  | <b>Achievement for April-July, 2009</b> |
|--|--|---|
| <b>Rural Areas. - Accelerated Rural Water Supply Programme</b>   |  |   |
| <b>22</b>  | Habitations covered (NC and PC)  | 47                                      |
| <b>23</b>  | Slipped back habitations and habitations with water quality problems addressed | 10,205                                  |
| <b>Sanitation Programme in Rural Areas</b>   |  |   |
| <b>24</b>  | No.of Individual household latrines constructed                                | 36.30 lakh                              |
| <b>Institutional Delivery</b>  |  |   |
| <b>25</b>  | No.of Deliveries in Institutions   | 38.79 lakh                              |
| <b>SC Families Assisted</b>  |  |   |
| <b>26</b>  | No.of SC Families Assisted   | 8.93 lakh                               |
| <b>Universalisation of ICDS Schemes</b>  |  |   |
| <b>27</b>  | No. of ICDS Blocks Operational (Cum.)  | 6,286                                   |
| <b>Functional Anganwadis</b>   |  |   |
| <b>28</b>  | No.of Anganwadis Functional (Cum.)   | 10.55 lakh                              |
| <b>Number of Urban poor families assisted under seven point charter viz. land tenure, housing at affordable cost, water, sanitation, health, education, and social security.</b> |  |   |
| <b>29</b>  | No. of Poor Families Assisted  | 31,472                                  |
| <b>Afforestation:</b>  |  |   |
| <b>(i) Area Covered under Plantation (Public &amp; Forest Lands)</b>   |  |   |
| <b>(ii) Seedlings planted (Public &amp; Forest Lands)</b>  |  |   |
| <b>30</b>  | Area Covered under Plantation (Public and Forest Lands)                        | 368,109 hectares                        |
| <b>31</b>  | No. of Seedlings planted (Public and Forest Lands)                             | 2940.26 lakh                            |
| <b>Rural Road- Prime Minister Grameen Sadak Yojana (PMGSY)</b>   |  |   |
| <b>32</b>  | Length of Road Constructed   | 16,629 Kms                              |
| <b>Rajiv Gandhi Grameen Vidyutikaran Yojana (RGGVY)</b>  |  |   |
| <b>33</b>  | No.of Villages Electrified   | 5,229                                   |
| <b>Energized Pumps sets</b>  |  |   |
| <b>34</b>  | No.of Pumps sets energized   | 75,016                                  |
| <b>Supply of Electricity</b>   |  |   |
| <b>35</b>  | Electricity supplied   | 2,42,983 million units (MU)             |

# PERFORMANCE DURING April -July, 2009





# ACHIEVEMENT HIGHLIGHTS

## PERFORMANCE DURING APRIL-JULY, 2009

The cumulative performance during April to July, 2009 has been "Very Good" for 10 items, "Good" for 3 items, and "Poor" for 7 items.

| <b>A. "Very Good" Performance (90% or above of targets)</b>   |   |                      |
|---|---|----------------------|
| <u>No.</u>  | <u>Items</u>  | <u>% Achievement</u> |
| 01B01   | Individual Swarozgaries Assisted - SGSY   | 186                  |
| 17A01   | Road Constructed- PMGSY   | 172                  |
| 18D01   | Pumps sets energized  | 107                  |
| 12A01   | ICDS Blocks Operational (Cum.)  | 100                  |
| 05B02   | Food Security:<br>Targeted Public Distribution System (only AAY)                        | 98                   |
| 06A01   | Houses constructed - IAY  | 97                   |
| 12B01   | Anganwadis Functional (Cum.)  | 97                   |
| 05D02   | Food Security:<br>Targeted Public Distribution System (Only BPL)                        | 95                   |
| 05A02   | Food Security:<br>Targeted Public Distribution System (APL+BPL+AAY)                     | 93                   |
| 18E02   | Supply of Electricity   | 90                   |
| <b>B. "Good" Performance (80% to 90%)</b>                     |   |                      |
| 05C02   | Food Security:<br>Targeted Public Distribution System (Only APL)                        | 88                   |
| 06B01   | Houses constructed - EWS/LIG  | 86                   |
| 18B01   | Villages Electrified - RGGVY  | 83                   |
| <b>C. Areas of concern-where the performance is below 80%</b> |   |                      |
| 15A02   | Seedlings Planted (Public and Forest Lands)   | 75                   |
| 01E02   | SHGs provided income generating activities  | 72                   |
| 15A01   | Area Covered under Plantation<br>(Public and Forest Lands)                              | 61                   |
| 10A01   | SC Families Assisted  | 56                   |
| 14A01   | Urban Poor Families Assisted<br>under Seven Point Charter                               | 40                   |
| 07A02   | Slipped back habitations and habitations with<br>water quality problems addressed-ARWSP | 39                   |
| 07A01   | Habitations covered (NC and PC) - ARWSP   | 38                   |

**Table - A**  
**Targets for 2009-2010 & April to July, 2009 and achievements during the period April to July, 2009**  
**ALL INDIA PERFORMANCE**

| Sl. No. | Item Code | Item Description  | Units         | Targets        |                   | Achievements      | % Achievements of Targets during April -July,2009 |
|---------|-----------|---|---------------|----------------|-------------------|-------------------|---|
|         |           |   |               | 2009-2010      | April - July,2009 | April - July,2009 |   |
| 1       | 01B01     | Individual Swarozgaries Assisted - SGSY   | Number        | 2,69,600       | 58,408            | 1,08,715          | 186   |
| 2       | 01E02     | SHGs provided income generating activities  | Number        | 1,55,285       | 33,644            | 24,391            | 72  |
| 3       | 05A02     | Food Security:Targeted Public Ditribution System(TPDS)                                | Tonnes        | -              | 1,53,73,541       | 1,42,24,777       | 93  |
| 4       | 05B02     | Food Security:Antodaya Anna Yojana(AAY)   | Tonnes        | -              | 33,98,523         | 33,23,985         | 98  |
| 5       | 05C02     | Food Security:Targeted Public Ditribution System (Only APL)                           | Tonnes        | -              | 61,70,822         | 54,13,578         | 88  |
| 6       | 05D02     | Food Security:Targeted Public Ditribution System (Only BPL)                           | Tonnes        | -              | 58,04,196         | 54,87,214         | 95  |
| 7       | 06A01     | Houses constructed - IAY  | Number        | 40,52,242      | 6,75,378          | 6,56,791          | 97  |
| 8       | 06B01     | Houses constructed - EWS/LIG  | Number        | 1,59,707       | 53,218            | 45,560            | 86  |
| 9       | 07A01     | Habitations covered (NC and PC) - ARWSP   | Number        | 748            | 124               | 47                | 38  |
| 10      | 07A02     | Slipped back habitations and habitations with water quality problems addressed- ARWSP | Number        | 1,58,003       | 26,322            | 10,205            | 39  |
| 11      | 10A01     | SC Families Assisted  | Number        | 47,74,200      | 15,91,360         | 8,92,659          | 56  |
| 12      | 12A01     | ICDS Blocks Operational (Cum.)  | Number        | 7,073          | 6,286             | 6,286             | 100   |
| 13      | 12B01     | Anganwadis Functional (Cum.)  | Number        | 13,56,027      | 10,89,467         | 10,54,940         | 97  |
| 14      | 14A01     | Urban Poor Families Assisted under Seven Point Charter                                | Number        | 2,33,711       | 77,893            | 31,472            | 40  |
| 15      | 15A01     | Area Covered under Plantation ( Public and Forest Lands)                              | Hectares      | 18,13,000      | 6,04,321          | 3,68,109          | 61  |
| 16      | 15A02     | Seedlings Planted ( Public and Forest Lands)  | Number        | 1,17,84,51,000 | 39,28,16,989      | 29,40,25,803      | 75  |
| 17      | 17A01     | Road Constructed- PMGSY   | Kilometer     | 55,000         | 9,659             | 16,629            | 172   |
| 18      | 18B01     | Villages Electrified - RGGVY  | Number        | 19,000         | 6,326             | 5,229             | 83  |
| 19      | 18D01     | Pumps sets energized  | Number        | 2,10,594       | 70,188            | 75,016            | 107   |
| 20      | 18E02     | Electricity supplied  | Million Units | -              | 2,69,557          | 2,42,983          | 90  |

**Table - B**

**STATE-WISE PERFORMANCE DURING APRIL-JULY, 2009 (PERCENT ACHIEVEMENT)**

| Item No. | Description  | ALL INDIA | AP  | ARP | AS  | BI  | CHHA. | DELHI | GOA |
|----------|--|-----------|-----|-----|-----|-----|-------|-------|-----|
| 01B01    | Individual Swarozgaries Assisted - SGSY  | 186       | 188 | 30  | 40  | 2   | 107   | NA    | 11  |
| 01E02    | SHGs provided income generating activities   | 72        | 324 | 6   | 110 | 51  | 47    | NA    | 50  |
| 05A02    | Food security-Targeted Public Distribution system (APL+BPL+AAY)                      | 93        | 103 | 104 | 100 | 58  | 82    | 102   | 114 |
| 05B02    | Food security-Targeted Public Distribution system (only AAY)                         | 98        | 104 | 99  | 100 | 87  | 100   | 88    | 100 |
| 05C02    | Food Security - Targeted Public Distribution System (Only APL)                       | 88        | 104 | 107 | 101 | 10  | 36    | 109   | 116 |
| 05D02    | Food Security - Targeted Public Distribution System (Only BPL)                       | 95        | 101 | 99  | 100 | 59  | 99    | 85    | 112 |
| 06A01    | Houses constructed - IAY   | 97        | 222 | 55  | 76  | 98  | 0     | NA    | 93  |
| 06B01    | Houses constructed - EWS/LIG   | 86        | 50  | 124 | 0   | NA  | 0     | 0     | 0   |
| 07A01    | Habitations covered (NC and PC) - ARWSP  | 38        | NA  | NA  | NA  | NA  | NA    | NA    | NA  |
| 07A02    | Slipped back habitations and habitations with water quality problems addressed-ARWSP | 39        | 80  | 0   | 8   | 2   | 0     | NA    | NA  |
| 10A01    | SC Families Assisted   | 56        | 10  | NA  | 0   | 2   | 4     | 9     | 47  |
| 12A01    | ICDS Blocks Operational (Cum.)   | 100       | 100 | 100 | 100 | 100 | 99    | 100   | 100 |
| 12B01    | Anganwadis Functional (Cum.)   | 97        | 91  | 100 | 100 | 99  | 91    | 100   | 100 |
| 14A01    | Urban Poor Families Assisted under Seven Point Charter                               | 40        | NA  | NA  | 0   | NA  | 0     | 0     | NA  |
| 15A01    | Area Covered under Plantation ( Public and Forest Lands)                             | 61        | 27  | 1   | 0   | 24  | 0     | 2     | 103 |
| 15A02    | Seedlings Planted ( Public and Forest Lands)   | 75        | 9   | 74  | 0   | 24  | 0     | 32    | 258 |
| 17A01    | Road Constructed- PMGSY  | 172       | 155 | 253 | 0   | 36  | 218   | NA    | NA  |
| 18B01    | Villages Electrified - RGGVY   | 83        | NA  | 6   | 0   | 82  | 14    | NA    | NA  |
| 18D01    | Pumps sets energized   | 107       | 89  | NA  | NA  | NA  | NA    | NA    | NA  |
| 18E02    | Supply of Electricity  | 90        | 92  | 78  | 90  | 85  | 98    | 99    | 97  |

NA - Not Applicable

**Table - B(Contd.)**

**STATE-WISE PERFORMANCE DURING APRIL-JULY, 2009 (PERCENT ACHIEVEMENT)**

| Item No. | Description  | ALL INDIA | GUJ | HRY | HP  | J&K | JHAR. | KAR | KER |
|----------|--|-----------|-----|-----|-----|-----|-------|-----|-----|
| 01B01    | Individual Swarozgaries Assisted - SGSY  | 186       | 275 | 115 | 146 | 250 | 120   | 469 | 34  |
| 01E02    | SHGs provided income generating activities   | 72        | 74  | 64  | 95  | 26  | 82    | 53  | 28  |
| 05A02    | Food security-Targeted Public Distribution system (APL+BPL+AAY)                      | 93        | 67  | 45  | 101 | 109 | 79    | 100 | 102 |
| 05B02    | Food security-Targeted Public Distribution system (only AAY)                         | 98        | 100 | 90  | 108 | 94  | 101   | 103 | 103 |
| 05C02    | Food Security - Targeted Public Distribution System (Only APL)                       | 88        | 33  | 21  | 99  | 116 | 15    | 96  | 100 |
| 05D02    | Food Security - Targeted Public Distribution System (Only BPL)                       | 95        | 100 | 93  | 100 | 100 | 89    | 103 | 104 |
| 06A01    | Houses constructed - IAY   | 97        | 72  | 79  | 75  | 53  | 80    | 126 | 78  |
| 06B01    | Houses constructed - EWS/LIG   | 86        | 729 | 0   | NA  | NA  | NA    | 48  | 48  |
| 07A01    | Habitations covered (NC and PC) - ARWSP  | 38        | NA  | NA  | NA  | NA  | NA    | NA  | NA  |
| 07A02    | Slipped back habitations and habitations with water quality problems addressed-ARWSP | 39        | 180 | 142 | 186 | 0   | 42    | 147 | 0   |
| 10A01    | SC Families Assisted   | 56        | 44  | 63  | 82  | 99  | 125   | 19  | 111 |
| 12A01    | ICDS Blocks Operational (Cum.)   | 100       | 100 | 100 | 100 | 101 | 100   | 100 | 100 |
| 12B01    | Anganwadis Functional (Cum.)   | 97        | 99  | 99  | 100 | 83  | 101   | 99  | 100 |
| 14A01    | Urban Poor Families Assisted under Seven Point Charter                               | 40        | 67  | NA  | NA  | NA  | NA    | 7   | NA  |
| 15A01    | Area Covered under Plantation ( Public and Forest Lands)                             | 61        | 18  | 100 | 9   | 15  | 98    | 209 | 189 |
| 15A02    | Seedlings Planted ( Public and Forest Lands)   | 75        | 106 | 226 | 9   | 4   | 205   | 231 | 338 |
| 17A01    | Road Constructed- PMGSY  | 172       | 84  | 250 | 284 | 93  | 236   | 218 | 58  |
| 18B01    | Villages Electrified - RGGVY   | 83        | NA  | NA  | NA  | 0   | 96    | NA  | NA  |
| 18D01    | Pumps sets energized   | 107       | 233 | 124 | 73  | NA  | NA    | 143 | 63  |
| 18E02    | Supply of Electricity  | 90        | 98  | 96  | 98  | 75  | 95    | 93  | 96  |

NA - Not Applicable

**Table - B(Contd.)**

**STATE-WISE PERFORMANCE DURING APRIL-JULY, 2009 (PERCENT ACHIEVEMENT)**

| Item No. | Description  | ALL INDIA | MP    | MAH | MANI | MEGH | MIZ | NAGA | ORI |
|----------|--|-----------|-------|-----|------|------|-----|------|-----|
| 01B01    | Individual Swarozgaries Assisted - SGSY  | 186       | 169   | 51  | 7    | 663  | 151 | 57   | 2   |
| 01E02    | SHGs provided income generating activities   | 72        | 40    | 55  | 29   | 280  | 26  | 58   | 2   |
| 05A02    | Food security-Targeted Public Distribution system (APL+BPL+AAY)                      | 93        | 93    | 92  | 137  | 99   | 116 | 111  | 100 |
| 05B02    | Food security-Targeted Public Distribution system (only AAY)                         | 98        | 106   | 93  | 128  | 99   | 107 | 127  | 105 |
| 05C02    | Food Security - Targeted Public Distribution System (Only APL)                       | 88        | 72    | 86  | 141  | 98   | 121 | 105  | 89  |
| 05D02    | Food Security - Targeted Public Distribution System (Only BPL)                       | 95        | 107   | 95  | 139  | 100  | 108 | 116  | 101 |
| 06A01    | Houses constructed - IAY   | 97        | 100   | 69  | 234  | 74   | 83  | 93   | 14  |
| 06B01    | Houses constructed - EWS/LIG   | 86        | NA    | 56  | NA   | NA   | 0   | NA   | 0   |
| 07A01    | Habitations covered (NC and PC) - ARWSP  | 38        | NA    | NA  | NA   | NA   | NA  | NA   | NA  |
| 07A02    | Slipped back habitations and habitations with water quality problems addressed-ARWSP | 39        | 161   | 11  | 0    | 34   | 0   | 0    | NA  |
| 10A01    | SC Families Assisted   | 56        | 99    | 3   | 0    | NA   | NA  | NA   | 6   |
| 12A01    | ICDS Blocks Operational (Cum.)   | 100       | 100   | 100 | 111  | 100  | 100 | 100  | 100 |
| 12B01    | Anganwadis Functional (Cum.)   | 97        | 97    | 88  | 127  | 73   | 100 | 100  | 100 |
| 14A01    | Urban Poor Families Assisted under Seven Point Charter                               | 40        | NA    | 0   | NA   | 40   | NA  | NA   | NA  |
| 15A01    | Area Covered under Plantation ( Public and Forest Lands)                             | 61        | 13    | 133 | 73   | 35   | 11  | 0    | 122 |
| 15A02    | Seedlings Planted ( Public and Forest Lands)   | 75        | 11    | 158 | 61   | 34   | 9   | 0    | 85  |
| 17A01    | Road Constructed- PMGSY  | 172       | 167   | 191 | 806  | 39   | 126 | 415  | 170 |
| 18B01    | Villages Electrified - RGGVY   | 83        | 1,219 | NA  | 47   | 244  | 0   | 0    | 79  |
| 18D01    | Pumps sets energized   | 107       | 72    | NA  | NA   | NA   | NA  | NA   | 151 |
| 18E02    | Supply of Electricity  | 90        | 81    | 82  | 71   | 84   | 77  | 80   | 99  |

NA - Not Applicable

**Table - B(Contd.)**

**STATE-WISE PERFORMANCE DURING APRIL-JULY, 2009 (PERCENT ACHIEVEMENT)**

| Item No. | Description  | ALL INDIA | PUDU | PUN | RAJ | SIK | TN  | TRI | UTTA. |
|----------|--|-----------|------|-----|-----|-----|-----|-----|-------|
| 01B01    | Individual Swarozgaries Assisted - SGSY  | 186       | 0    | 276 | 70  | 80  | 79  | 0   | 96    |
| 01E02    | SHGs provided income generating activities   | 72        | 155  | 80  | 21  | 87  | 42  | 0   | 101   |
| 05A02    | Food security-Targeted Public Distribution system (APL+BPL+AAY)                      | 93        | 55   | 72  | 102 | 110 | 99  | 87  | 98    |
| 05B02    | Food security-Targeted Public Distribution system (only AAY)                         | 98        | 78   | 63  | 102 | 115 | 107 | 94  | 100   |
| 05C02    | Food Security - Targeted Public Distribution System (Only APL)                       | 88        | 17   | 71  | 102 | 112 | 98  | 83  | 91    |
| 05D02    | Food Security - Targeted Public Distribution System (Only BPL)                       | 95        | 69   | 90  | 101 | 103 | 96  | 93  | 106   |
| 06A01    | Houses constructed - IAY   | 97        | 7    | 52  | 94  | 66  | 82  | 74  | 51    |
| 06B01    | Houses constructed - EWS/LIG   | 86        | 0    | NA  | 9   | 88  | 42  | 0   | NA    |
| 07A01    | Habitations covered (NC and PC) - ARWSP  | 38        | NA   | 22  | 54  | NA  | NA  | NA  | 0     |
| 07A02    | Slipped back habitations and habitations with water quality problems addressed-ARWSP | 39        | NA   | 180 | 33  | 0   | 19  | 6   | 97    |
| 10A01    | SC Families Assisted   | 56        | 66   | 41  | 60  | 0   | 100 | 0   | 64    |
| 12A01    | ICDS Blocks Operational (Cum.)   | 100       | 100  | 100 | 100 | 100 | 100 | 104 | 100   |
| 12B01    | Anganwadis Functional (Cum.)   | 97        | 100  | 107 | 100 | 100 | 100 | 100 | 74    |
| 14A01    | Urban Poor Families Assisted under Seven Point Charter                               | 40        | NA   | NA  | NA  | 86  | 117 | 0   | NA    |
| 15A01    | Area Covered under Plantation ( Public and Forest Lands)                             | 61        | 50   | 40  | 151 | 69  | 21  | 64  | 129   |
| 15A02    | Seedlings Planted ( Public and Forest Lands)   | 75        | 68   | 40  | 113 | 74  | 12  | 85  | 211   |
| 17A01    | Road Constructed- PMGSY  | 172       | NA   | 588 | 214 | 64  | 100 | 0   | 157   |
| 18B01    | Villages Electrified - RGGVY   | 83        | NA   | NA  | 23  | 0   | NA  | 0   | 44    |
| 18D01    | Pumps sets energized   | 107       | 45   | NA  | 89  | NA  | 155 | NA  | 194   |
| 18E02    | Supply of Electricity  | 90        | 90   | 88  | 96  | 73  | 95  | 89  | 95    |

NA - Not Applicable

**Table - B(Contd.)**

**STATE-WISE PERFORMANCE DURING APRIL-JULY, 2009 (PERCENT ACHIEVEMENT)**

| Item No. | Description  | ALL INDIA | UP  | WB  | A&N | CHND. | D&N | D&D | LAKSH |
|----------|--|-----------|-----|-----|-----|-------|-----|-----|-------|
| 01B01    | Individual Swarozgaries Assisted - SGSY  | 186       | 497 | 247 | 200 | NA    | 0   | 60  | 0     |
| 01E02    | SHGs provided income generating activities   | 72        | 82  | 39  | 350 | NA    | 0   | 0   | 125   |
| 05A02    | Food security-Targeted Public Distribution system (APL+BPL+AAY)                      | 93        | 104 | 99  | 53  | 98    | 21  | 11  | 75    |
| 05B02    | Food security-Targeted Public Distribution system (only AAY)                         | 98        | 96  | 84  | 77  | 36    | 25  | 14  | 0     |
| 05C02    | Food Security - Targeted Public Distribution System (Only APL)                       | 88        | 121 | 106 | 49  | 101   | 10  | 6   | 102   |
| 05D02    | Food Security - Targeted Public Distribution System (Only BPL)                       | 95        | 95  | 100 | 64  | 97    | 25  | 23  | 0     |
| 06A01    | Houses constructed - IAY   | 97        | 81  | 119 | 9   | NA    | 18  | 0   | 154   |
| 06B01    | Houses constructed - EWS/LIG   | 86        | NA  | 0   | NA  | NA    | NA  | NA  | NA    |
| 07A01    | Habitations covered (NC and PC) - ARWSP  | 38        | NA  | NA  | NA  | NA    | NA  | NA  | NA    |
| 07A02    | Slipped back habitations and habitations with water quality problems addressed-ARWSP | 39        | 90  | 0   | 0   | NA    | NA  | NA  | NA    |
| 10A01    | SC Families Assisted   | 56        | 58  | 34  | NA  | 161   | NA  | NA  | NA    |
| 12A01    | ICDS Blocks Operational (Cum.)   | 100       | 100 | 100 | 100 | 100   | 100 | 100 | 100   |
| 12B01    | Anganwadis Functional (Cum.)   | 97        | 100 | 97  | 100 | 100   | 87  | 91  | 100   |
| 14A01    | Urban Poor Families Assisted under Seven Point Charter                               | 40        | NA  | NA  | NA  | NA    | NA  | NA  | NA    |
| 15A01    | Area Covered under Plantation ( Public and Forest Lands)                             | 61        | 100 | 0   | 48  | 109   | 203 | 0   | 67    |
| 15A02    | Seedlings Planted ( Public and Forest Lands)   | 75        | 149 | 0   | 72  | 94    | 577 | 9   | 101   |
| 17A01    | Road Constructed- PMGSY  | 172       | 282 | 103 | NA  | NA    | NA  | NA  | NA    |
| 18B01    | Villages Electrified - RGGVY   | 83        | NA  | 151 | NA  | NA    | NA  | NA  | NA    |
| 18D01    | Pumps sets energized   | 107       | 52  | 90  | NA  | NA    | NA  | NA  | NA    |
| 18E02    | Supply of Electricity  | 90        | 78  | 97  | 75  | 100   | 92  | 89  | 100   |

NA - Not Applicable

## Table - C

Items in which the States/UTs performance is Very Good (90% and above),  
Good (80% to 90%) and Poor (below 80%) during the period  
April to July, 2009

### 1. ANDHRA PRADESH

#### Very Good

Individual Swarozgaries Assisted - SGSY, SHGs provided income generating activities, Food Security:Targeted Public Distribution System(TPDS), Food Security:Antodaya Anna Yojana(AAY), Food Security:Targeted Public Distribution System (Only APL), Food Security:Targeted Public Distribution System (Only BPL), Houses constructed - IAY, ICDS Blocks Operational (Cum.), Anganwadis Functional (Cum.), Road Constructed- PMGSY, Electricity supplied

#### Good

Slipped back habitations and habitations with water quality problems addressed-ARWSP, Pumps sets energized

#### Poor

Houses constructed - EWS/LIG, SC Families Assisted, Area Covered under Plantation ( Public and Forest Lands), Seedlings Planted ( Public and Forest Lands)

### 2. ARUNACHAL PRADESH

#### Very Good

Food Security:Targeted Public Distribution System(TPDS), Food Security:Antodaya Anna Yojana(AAY), Food Security:Targeted Public Distribution System (Only APL), Food Security:Targeted Public Distribution System (Only BPL), Houses constructed - EWS/LIG, ICDS Blocks Operational (Cum.), Anganwadis Functional (Cum.), Road Constructed- PMGSY

#### Poor

Individual Swarozgaries Assisted - SGSY, SHGs provided income generating activities, Houses constructed - IAY, Slipped back habitations and habitations with water quality problems addressed-ARWSP, Area Covered under Plantation ( Public and Forest Lands), Seedlings Planted ( Public and Forest Lands), Villages Electrified - RGGVY, Electricity supplied

### 3. ASSAM

#### Very Good

SHGs provided income generating activities, Food Security:Targeted Public Distribution System(TPDS), Food Security:Antodaya Anna Yojana(AAY), Food Security:Targeted Public Distribution System (Only APL), Food Security:Targeted Public Distribution System (Only BPL), ICDS Blocks Operational (Cum.), Anganwadis Functional (Cum.), Electricity supplied

#### Poor

Individual Swarozgaries Assisted - SGSY, Houses constructed - IAY, Houses constructed - EWS/LIG, Slipped back habitations and habitations with water quality problems addressed-ARWSP, SC Families Assisted, Urban Poor Families Assisted under Seven Point Charter, Area Covered under Plantation ( Public and Forest Lands), Seedlings Planted ( Public and Forest Lands), Road Constructed- PMGSY, Villages Electrified - RGGVY

### 4. BIHAR

#### Very Good

Houses constructed - IAY, ICDS Blocks Operational (Cum.), Anganwadis Functional (Cum.)

#### Good

Food Security:Antodaya Anna Yojana(AAY), Villages Electrified - RGGVY, Electricity supplied

#### Poor

Individual Swarozgaries Assisted - SGSY, SHGs provided income generating activities, Food Security:Targeted Public Distribution System(TPDS), Food Security:Targeted Public Distribution System (Only APL), Food Security:Targeted Public Distribution System (Only BPL), Slipped back habitations and habitations with water quality problems addressed-ARWSP, SC Families Assisted, Area Covered under Plantation ( Public and Forest Lands), Seedlings Planted ( Public and Forest Lands), Road Constructed- PMGSY



## **Table - C (Contd.)**

### **5. CHHATISGARH**

#### **Very Good**

Individual Swarozgaries Assisted - SGSY, Food Security:Antodaya Anna Yojana(AAY), Food Security:Targeted Public Distribution System (Only BPL), ICDS Blocks Operational (Cum.), Anganwadis Functional (Cum.), Road Constructed- PMGSY, Electricity supplied

#### **Good**

Food Security:Targeted Public Distribution System(TPDS)

#### **Poor**

SHGs provided income generating activities, Food Security:Targeted Public Distribution System (Only APL), Houses constructed - IAY, Houses constructed - EWS/LIG, Slipped back habitations and habitations with water quality problems addressed-ARWSP, SC Families Assisted, Urban Poor Families Assisted under Seven Point Charter, Area Covered under Plantation ( Public and Forest Lands), Seedlings Planted ( Public and Forest Lands), Villages Electrified - RGGVY

### **6. DELHI**

#### **Very Good**

Food Security:Targeted Public Distribution System(TPDS), Food Security:Targeted Public Distribution System (Only APL), ICDS Blocks Operational (Cum.), Anganwadis Functional (Cum.), Electricity supplied

#### **Good**

Food Security:Antodaya Anna Yojana(AAY), Food Security:Targeted Public Distribution System (Only BPL)

#### **Poor**

Houses constructed - EWS/LIG, SC Families Assisted, Urban Poor Families Assisted under Seven Point Charter, Area Covered under Plantation ( Public and Forest Lands), Seedlings Planted ( Public and Forest Lands)

### **7. GOA**

#### **Very Good**

Food Security:Targeted Public Distribution System(TPDS), Food Security:Antodaya Anna Yojana(AAY), Food Security:Targeted Public Distribution System (Only APL), Food Security:Targeted Public Distribution System (Only BPL), Houses constructed - IAY, ICDS Blocks Operational (Cum.), Anganwadis Functional (Cum.), Area Covered under Plantation ( Public and Forest Lands), Seedlings Planted ( Public and Forest Lands), Electricity supplied

#### **Poor**

Individual Swarozgaries Assisted - SGSY, SHGs provided income generating activities, Houses constructed - EWS/LIG, SC Families Assisted

### **8. GUJARAT**

#### **Very Good**

Individual Swarozgaries Assisted - SGSY, Food Security:Antodaya Anna Yojana(AAY), Food Security:Targeted Public Distribution System (Only BPL), Houses constructed - EWS/LIG, Slipped back habitations and habitations with water quality problems addressed-ARWSP, ICDS Blocks Operational (Cum.), Anganwadis Functional (Cum.), Seedlings Planted ( Public and Forest Lands), Pumps sets energized, Electricity supplied

#### **Good**

Road Constructed- PMGSY

#### **Poor**

SHGs provided income generating activities, Food Security:Targeted Public Distribution System(TPDS), Food Security:Targeted Public Distribution System (Only APL), Houses constructed - IAY, SC Families Assisted, Urban Poor Families Assisted under Seven Point Charter, Area Covered under Plantation ( Public and Forest Lands)

## **Table - C (Contd.)**

### **9. HARYANA**

#### **Very Good**

Individual Swarozgaries Assisted - SGSY, Food Security:Antodaya Anna Yojana(AAY), Food Security:Targeted Public Distribution System (Only BPL), Slipped back habitations and habitations with water quality problems addressed-ARWSP, ICDS Blocks Operational (Cum.), Anganwadis Functional (Cum.), Area Covered under Plantation (Public and Forest Lands), Seedlings Planted (Public and Forest Lands), Road Constructed- PMGSY, Pumps sets energized, Electricity supplied

#### **Poor**

SHGs provided income generating activities, Food Security:Targeted Public Distribution System(TPDS), Food Security:Targeted Public Distribution System (Only APL), Houses constructed - IAY, Houses constructed - EWS/LIG, SC Families Assisted

### **10. HIMACHAL PRADESH**

#### **Very Good**

Individual Swarozgaries Assisted - SGSY, SHGs provided income generating activities, Food Security:Targeted Public Distribution System(TPDS), Food Security:Antodaya Anna Yojana(AAY), Food Security:Targeted Public Distribution System (Only APL), Food Security:Targeted Public Distribution System (Only BPL), Slipped back habitations and habitations with water quality problems addressed-ARWSP, ICDS Blocks Operational (Cum.), Anganwadis Functional (Cum.), Road Constructed- PMGSY, Electricity supplied

#### **Good**

SC Families Assisted

#### **Poor**

Houses constructed - IAY, Area Covered under Plantation (Public and Forest Lands), Seedlings Planted (Public and Forest Lands), Pumps sets energized

### **11. JAMMU AND KASHMIR**

#### **Very Good**

Individual Swarozgaries Assisted - SGSY, Food Security:Targeted Public Distribution System(TPDS), Food Security:Antodaya Anna Yojana(AAY), Food Security:Targeted Public Distribution System (Only APL), Food Security:Targeted Public Distribution System (Only BPL), SC Families Assisted, ICDS Blocks Operational (Cum.), Road Constructed- PMGSY

#### **Good**

Anganwadis Functional (Cum.)

#### **Poor**

SHGs provided income generating activities, Houses constructed - IAY, Slipped back habitations and habitations with water quality problems addressed-ARWSP, Area Covered under Plantation (Public and Forest Lands), Seedlings Planted (Public and Forest Lands), Villages Electrified - RGGVY, Electricity supplied

### **12. JHARKHAND**

#### **Very Good**

Individual Swarozgaries Assisted - SGSY, Food Security:Antodaya Anna Yojana(AAY), SC Families Assisted, ICDS Blocks Operational (Cum.), Anganwadis Functional (Cum.), Area Covered under Plantation (Public and Forest Lands), Seedlings Planted (Public and Forest Lands), Road Constructed-PMGSY, Villages Electrified - RGGVY, Electricity supplied

#### **Good**

SHGs provided income generating activities, Food Security:Targeted Public Distribution System (Only BPL), Houses constructed - IAY

#### **Poor**

Food Security:Targeted Public Distribution System(TPDS), Food Security:Targeted Public Distribution System (Only APL), Slipped back habitations and habitations with water quality problems addressed-ARWSP

## **Table - C (Contd.)**

### **13. KARNATAKA**

#### **Very Good**

Individual Swarozgaries Assisted - SGSY, Food Security:Targeted Public Distribution System(TPDS), Food Security:Antodaya Anna Yojana(AAY), Food Security:Targeted Public Distribution System (Only APL), Food Security:Targeted Public Distribution System (Only BPL), Houses constructed - IAY, Slipped back habitations and habitations with water quality problems addressed-ARWSP, ICDS Blocks Operational (Cum.), Anganwadis Functional (Cum.), Area Covered under Plantation ( Public and Forest Lands), Seedlings Planted ( Public and Forest Lands), Road Constructed- PMGSY, Pumps sets energized, Electricity supplied

#### **Poor**

SHGs provided income generating activities, Houses constructed - EWS/LIG, SC Families Assisted, Urban Poor Families Assisted under Seven Point Charter

### **14. KERALA**

#### **Very Good**

Food Security:Targeted Public Distribution System(TPDS), Food Security:Antodaya Anna Yojana(AAY), Food Security:Targeted Public Distribution System (Only APL), Food Security:Targeted Public Distribution System (Only BPL), SC Families Assisted, ICDS Blocks Operational (Cum.), Anganwadis Functional (Cum.), Area Covered under Plantation ( Public and Forest Lands), Seedlings Planted ( Public and Forest Lands), Electricity supplied

#### **Poor**

Individual Swarozgaries Assisted - SGSY, SHGs provided income generating activities, Houses constructed - IAY, Houses constructed - EWS/LIG, Slipped back habitations and habitations with water quality problems addressed-ARWSP, Road Constructed- PMGSY, Pumps sets energized

### **15. MADHYA PRADESH**

#### **Very Good**

Individual Swarozgaries Assisted - SGSY, Food Security:Targeted Public Distribution System(TPDS), Food Security:Antodaya Anna Yojana(AAY), Food Security:Targeted Public Distribution System (Only BPL), Houses constructed - IAY, Slipped back habitations and habitations with water quality problems addressed-ARWSP, SC Families Assisted, ICDS Blocks Operational (Cum.), Anganwadis Functional (Cum.), Road Constructed- PMGSY, Villages Electrified - RGGVY

#### **Good**

Electricity supplied

#### **Poor**

SHGs provided income generating activities, Food Security:Targeted Public Distribution System (Only APL), Area Covered under Plantation ( Public and Forest Lands), Seedlings Planted ( Public and Forest Lands), Pumps sets energized

### **16. MAHARASHTRA**

#### **Very Good**

Food Security:Targeted Public Distribution System(TPDS), Food Security:Antodaya Anna Yojana(AAY), Food Security:Targeted Public Distribution System (Only BPL), ICDS Blocks Operational (Cum.), Area Covered under Plantation ( Public and Forest Lands), Seedlings Planted ( Public and Forest Lands), Road Constructed- PMGSY

#### **Good**

Food Security:Targeted Public Distribution System (Only APL), Anganwadis Functional (Cum.), Electricity supplied

#### **Poor**

Individual Swarozgaries Assisted - SGSY, SHGs provided income generating activities, Houses constructed - IAY, Houses constructed - EWS/LIG, Slipped back habitations and habitations with water quality problems addressed-ARWSP, SC Families Assisted, Urban Poor Families Assisted under Seven Point Charter

## **Table - C (Contd.)**

### **17. MANIPUR**

#### **Very Good**

Food Security:Targeted Public Distribution System(TPDS), Food Security:Antodaya Anna Yojana(AAY), Food Security:Targeted Public Distribution System (Only APL), Food Security:Targeted Public Distribution System (Only BPL), Houses constructed - IAY, ICDS Blocks Operational (Cum.), Anganwadis Functional (Cum.), Road Constructed- PMGSY

#### **Poor**

Individual Swarozgaries Assisted - SGSY, SHGs provided income generating activities, Slipped back habitations and habitations with water quality problems addressed-ARWSP, SC Families Assisted, Area Covered under Plantation ( Public and Forest Lands), Seedlings Planted ( Public and Forest Lands), Villages Electrified - RGGVY, Electricity supplied

### **18. MEGHALAYA**

#### **Very Good**

Individual Swarozgaries Assisted - SGSY, SHGs provided income generating activities, Food Security:Targeted Public Distribution System(TPDS), Food Security:Antodaya Anna Yojana(AAY), Food Security:Targeted Public Distribution System (Only APL), Food Security:Targeted Public Distribution System (Only BPL), ICDS Blocks Operational (Cum.), Villages Electrified - RGGVY

#### **Good**

Electricity supplied

#### **Poor**

Houses constructed - IAY, Slipped back habitations and habitations with water quality problems addressed-ARWSP, Anganwadis Functional (Cum.), Urban Poor Families Assisted under Seven Point Charter, Area Covered under Plantation ( Public and Forest Lands), Seedlings Planted ( Public and Forest Lands), Road Constructed- PMGSY

### **19. MIZORAM**

#### **Very Good**

Individual Swarozgaries Assisted - SGSY, Food Security:Targeted Public Distribution System(TPDS), Food Security:Antodaya Anna Yojana(AAY), Food Security:Targeted Public Distribution System (Only APL), Food Security:Targeted Public Distribution System (Only BPL), ICDS Blocks Operational (Cum.), Anganwadis Functional (Cum.), Road Constructed- PMGSY

#### **Good**

Houses constructed - IAY

#### **Poor**

SHGs provided income generating activities, Houses constructed - EWS/LIG, Slipped back habitations and habitations with water quality problems addressed-ARWSP, Area Covered under Plantation ( Public and Forest Lands), Seedlings Planted ( Public and Forest Lands), Villages Electrified - RGGVY, Electricity supplied

### **20. NAGALAND**

#### **Very Good**

Food Security:Targeted Public Distribution System(TPDS), Food Security:Antodaya Anna Yojana(AAY), Food Security:Targeted Public Distribution System (Only APL), Food Security:Targeted Public Distribution System (Only BPL), Houses constructed - IAY, ICDS Blocks Operational (Cum.), Anganwadis Functional (Cum.), Road Constructed- PMGSY

#### **Good**

Electricity supplied

#### **Poor**

Individual Swarozgaries Assisted - SGSY, SHGs provided income generating activities, Slipped back habitations and habitations with water quality problems addressed-ARWSP, Area Covered under Plantation ( Public and Forest Lands), Seedlings Planted ( Public and Forest Lands), Villages Electrified - RGGVY

## **Table - C (Contd.)**

### **21. ORISSA**

#### **Very Good**

Food Security:Targeted Public Distribution System(TPDS), Food Security:Antodaya Anna Yojana(AAY), Food Security:Targeted Public Distribution System (Only BPL), ICDS Blocks Operational (Cum.), Anganwadis Functional (Cum.), Area Covered under Plantation ( Public and Forest Lands), Road Constructed- PMGSY, Pumps sets energized, Electricity supplied

#### **Good**

Food Security:Targeted Public Distribution System (Only APL), Seedlings Planted ( Public and Forest Lands)

#### **Poor**

Individual Swarozgaries Assisted - SGSY, SHGs provided income generating activities, Houses constructed - IAY, Houses constructed - EWS/LIG, SC Families Assisted, Villages Electrified - RGGVY

### **22. PUDUCHERRY**

#### **Very Good**

SHGs provided income generating activities, ICDS Blocks Operational (Cum.), Anganwadis Functional (Cum.), Electricity supplied

#### **Poor**

Individual Swarozgaries Assisted - SGSY, Food Security:Targeted Public Distribution System(TPDS), Food Security:Antodaya Anna Yojana(AAY), Food Security:Targeted Public Distribution System (Only APL), Food Security:Targeted Public Distribution System (Only BPL), Houses constructed - IAY, Houses constructed - EWS/LIG, SC Families Assisted, Area Covered under Plantation ( Public and Forest Lands), Seedlings Planted ( Public and Forest Lands), Pumps sets energized

### **23. PUNJAB**

#### **Very Good**

Individual Swarozgaries Assisted - SGSY, Food Security:Targeted Public Distribution System (Only BPL), Slipped back habitations and habitations with water quality problems addressed-ARWSP, ICDS Blocks Operational (Cum.), Anganwadis Functional (Cum.), Road Constructed- PMGSY

#### **Good**

SHGs provided income generating activities, Electricity supplied

#### **Poor**

Food Security:Targeted Public Distribution System(TPDS), Food Security:Antodaya Anna Yojana(AAY), Food Security:Targeted Public Distribution System (Only APL), Houses constructed - IAY, Habitations covered (NC and PC) - ARWSP, SC Families Assisted, Area Covered under Plantation ( Public and Forest Lands), Seedlings Planted ( Public and Forest Lands)

### **24. RAJASTHAN**

#### **Very Good**

Food Security:Targeted Public Distribution System(TPDS), Food Security:Antodaya Anna Yojana(AAY), Food Security:Targeted Public Distribution System (Only APL), Food Security:Targeted Public Distribution System (Only BPL), Houses constructed - IAY, ICDS Blocks Operational (Cum.), Anganwadis Functional (Cum.), Area Covered under Plantation ( Public and Forest Lands), Seedlings Planted ( Public and Forest Lands), Road Constructed- PMGSY, Electricity supplied

#### **Good**

Pumps sets energized

#### **Poor**

Individual Swarozgaries Assisted - SGSY, SHGs provided income generating activities, Houses constructed - EWS/LIG, Habitations covered (NC and PC) - ARWSP, Slipped back habitations and habitations with water quality problems addressed-ARWSP, SC Families Assisted, Villages Electrified - RGGVY

## **Table - C (Contd.)**

### **25. SIKKIM**

#### **Very Good**

Food Security:Targeted Public Distribution System(TPDS), Food Security:Antodaya Anna Yojana(AAY), Food Security:Targeted Public Distribution System (Only APL), Food Security:Targeted Public Distribution System (Only BPL), ICDS Blocks Operational (Cum.), Anganwadis Functional (Cum.)

#### **Good**

Individual Swarozgaries Assisted - SGSY, SHGs provided income generating activities, Houses constructed - EWS/LIG, Urban Poor Families Assisted under Seven Point Charter

#### **Poor**

Houses constructed - IAY, Slipped back habitations and habitations with water quality problems addressed-ARWSP, SC Families Assisted, Area Covered under Plantation ( Public and Forest Lands), Seedlings Planted ( Public and Forest Lands), Road Constructed- PMGSY, Villages Electrified - RGGVY, Electricity supplied

### **26. TAMIL NADU**

#### **Very Good**

Food Security:Targeted Public Distribution System(TPDS), Food Security:Antodaya Anna Yojana(AAY), Food Security:Targeted Public Distribution System (Only APL), Food Security:Targeted Public Distribution System (Only BPL), SC Families Assisted, ICDS Blocks Operational (Cum.), Anganwadis Functional (Cum.), Urban Poor Families Assisted under Seven Point Charter, Road Constructed- PMGSY, Pumps sets energized, Electricity supplied

#### **Good**

Houses constructed - IAY

#### **Poor**

Individual Swarozgaries Assisted - SGSY, SHGs provided income generating activities, Houses constructed - EWS/LIG, Slipped back habitations and habitations with water quality problems addressed-ARWSP, Area Covered under Plantation ( Public and Forest Lands), Seedlings Planted ( Public and Forest Lands)

### **27. TRIPURA**

#### **Very Good**

Food Security:Antodaya Anna Yojana(AAY), Food Security:Targeted Public Distribution System (Only BPL), ICDS Blocks Operational (Cum.), Anganwadis Functional (Cum.)

#### **Good**

Food Security:Targeted Public Distribution System(TPDS), Food Security:Targeted Public Distribution System (Only APL), Seedlings Planted ( Public and Forest Lands), Electricity supplied

#### **Poor**

Individual Swarozgaries Assisted - SGSY, SHGs provided income generating activities, Houses constructed - IAY, Houses constructed - EWS/LIG, Slipped back habitations and habitations with water quality problems addressed-ARWSP, SC Families Assisted, Urban Poor Families Assisted under Seven Point Charter, Area Covered under Plantation ( Public and Forest Lands), Road Constructed- PMGSY, Villages Electrified - RGGVY

### **28. UTTARAKHAND**

#### **Very Good**

Individual Swarozgaries Assisted - SGSY, SHGs provided income generating activities, Food Security:Targeted Public Distribution System(TPDS), Food Security:Antodaya Anna Yojana(AAY), Food Security:Targeted Public Distribution System (Only APL), Food Security:Targeted Public Distribution System (Only BPL), Slipped back habitations and habitations with water quality problems addressed-ARWSP, ICDS Blocks Operational (Cum.), Area Covered under Plantation ( Public and Forest Lands), Seedlings Planted ( Public and Forest Lands), Road Constructed- PMGSY, Pumps sets energized, Electricity supplied

#### **Poor**

Houses constructed - IAY, Habitations covered (NC and PC) - ARWSP, SC Families Assisted, Anganwadis Functional (Cum.), Villages Electrified - RGGVY

## **Table - C (Contd.)**

### **29. UTTAR PRADESH**

#### **Very Good**

Individual Swarozgaries Assisted - SGSY, Food Security:Targeted Public Distribution System(TPDS), Food Security:Antodaya Anna Yojana(AAY), Food Security:Targeted Public Distribution System (Only APL), Food Security:Targeted Public Distribution System (Only BPL), Slipped back habitations and habitations with water quality problems addressed-ARWSP, ICDS Blocks Operational (Cum.), Anganwadis Functional (Cum.), Area Covered under Plantation ( Public and Forest Lands), Seedlings Planted ( Public and Forest Lands), Road Constructed- PMGSY

#### **Good**

SHGs provided income generating activities, Houses constructed - IAY

#### **Poor**

SC Families Assisted, Pumps sets energized, Electricity supplied

### **30. WEST BENGAL**

#### **Very Good**

Individual Swarozgaries Assisted - SGSY, Food Security:Targeted Public Distribution System(TPDS), Food Security:Targeted Public Distribution System (Only APL), Food Security:Targeted Public Distribution System (Only BPL), Houses constructed - IAY, ICDS Blocks Operational (Cum.), Anganwadis Functional (Cum.), Road Constructed- PMGSY, Villages Electrified - RGGVY, Pumps sets energized, Electricity supplied

#### **Good**

Food Security:Antodaya Anna Yojana(AAY)

#### **Poor**

SHGs provided income generating activities, Houses constructed - EWS/LIG, Slipped back habitations and habitations with water quality problems addressed-ARWSP, SC Families Assisted, Area Covered under Plantation ( Public and Forest Lands), Seedlings Planted ( Public and Forest Lands)

### **31. ANDAMAN AND NICOBAR ISLANDS**

#### **Very Good**

Individual Swarozgaries Assisted - SGSY, SHGs provided income generating activities, ICDS Blocks Operational (Cum.), Anganwadis Functional (Cum.)

#### **Poor**

Food Security:Targeted Public Distribution System(TPDS), Food Security:Antodaya Anna Yojana(AAY), Food Security:Targeted Public Distribution System (Only APL), Food Security:Targeted Public Distribution System (Only BPL), Houses constructed - IAY, Slipped back habitations and habitations with water quality problems addressed-ARWSP, Area Covered under Plantation ( Public and Forest Lands), Seedlings Planted ( Public and Forest Lands), Electricity supplied

### **32. CHANDIGARH**

#### **Very Good**

Food Security:Targeted Public Distribution System(TPDS), Food Security:Targeted Public Distribution System (Only APL), Food Security:Targeted Public Distribution System (Only BPL), SC Families Assisted, ICDS Blocks Operational (Cum.), Anganwadis Functional (Cum.), Area Covered under Plantation ( Public and Forest Lands), Seedlings Planted ( Public and Forest Lands), Electricity supplied

#### **Poor**

Food Security:Antodaya Anna Yojana(AAY)

## **Table - C (Contd.)**

### **33. DADRA AND NAGAR HAVELI**

#### **Very Good**

ICDS Blocks Operational (Cum.), Area Covered under Plantation ( Public and Forest Lands), Seedlings Planted ( Public and Forest Lands), Electricity supplied

#### **Good**

Anganwadis Functional (Cum.)

#### **Poor**

Individual Swarozgaries Assisted - SGSY, SHGs provided income generating activities, Food Security:Targeted Public Distribution System(TPDS), Food Security:Antodaya Anna Yojana(AAY), Food Security:Targeted Public Distribution System (Only APL), Food Security:Targeted Public Distribution System (Only BPL), Houses constructed - IAY

### **34. DAMAN AND DIU**

#### **Very Good**

ICDS Blocks Operational (Cum.), Anganwadis Functional (Cum.)

#### **Good**

Electricity supplied

#### **Poor**

Individual Swarozgaries Assisted - SGSY, SHGs provided income generating activities, Food Security:Targeted Public Distribution System(TPDS), Food Security:Antodaya Anna Yojana(AAY), Food Security:Targeted Public Distribution System (Only APL), Food Security:Targeted Public Distribution System (Only BPL), Houses constructed - IAY, Area Covered under Plantation ( Public and Forest Lands), Seedlings Planted ( Public and Forest Lands)

### **35. LAKSHADWEEP**

#### **Very Good**

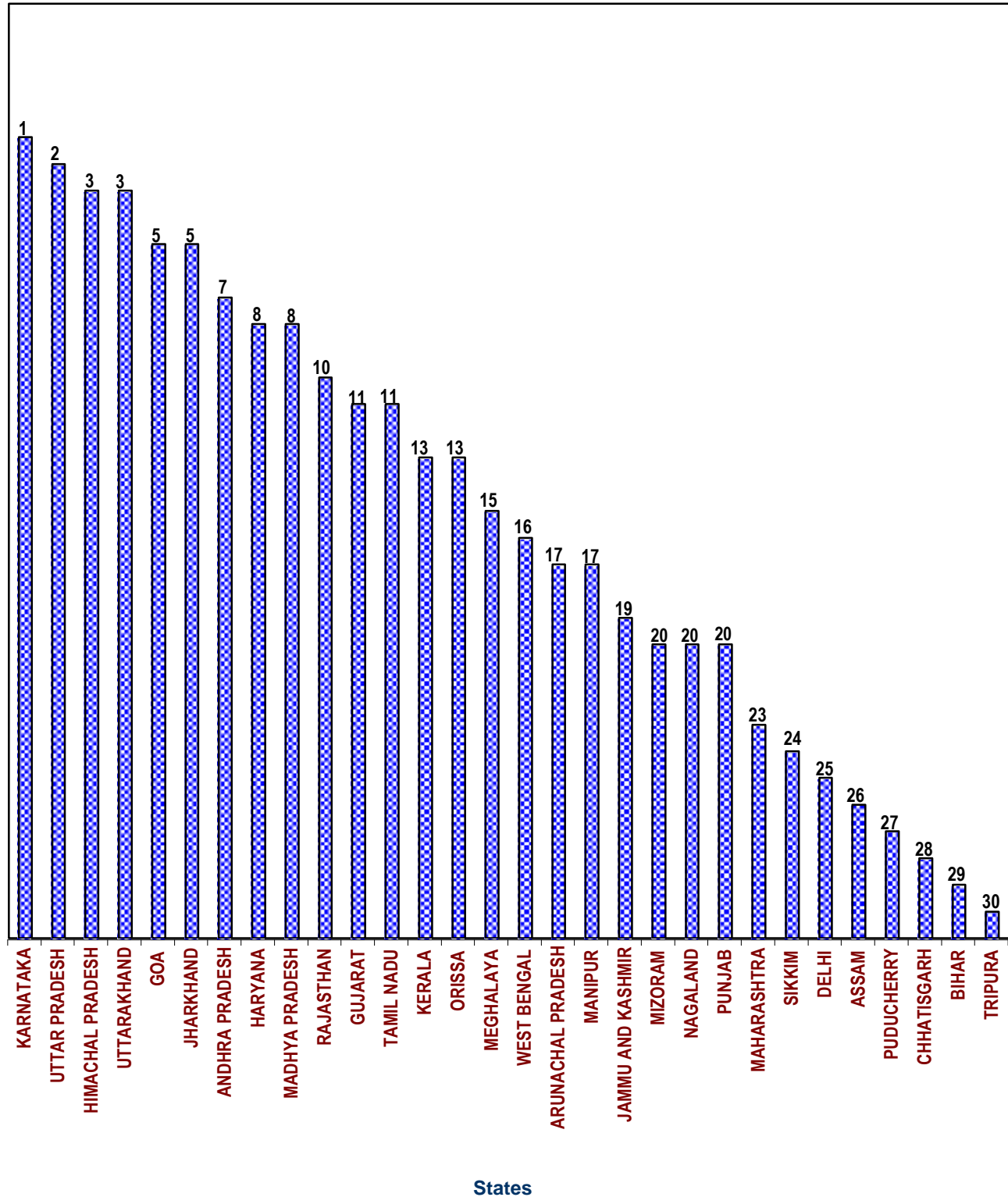
SHGs provided income generating activities, Food Security:Targeted Public Distribution System (Only APL), Houses constructed - IAY, ICDS Blocks Operational (Cum.), Anganwadis Functional (Cum.), Seedlings Planted ( Public and Forest Lands), Electricity supplied

#### **Poor**

Individual Swarozgaries Assisted - SGSY, Food Security:Targeted Public Distribution System(TPDS), Food Security:Antodaya Anna Yojana(AAY), Food Security:Targeted Public Distribution System (Only BPL), Area Covered under Plantation ( Public and Forest Lands)



## Ranking of States: During April-July, 2009



**Table - D**

**SCORE CARD AND RANKING OF STATES ACCORDING TO THEIR PERFORMANCE**  
**During the period April to July, 2009**

| States            | No. of Items/<br>Parameters | Max<br>Score | Parameters in category |   |    |   | Total<br>Marks | %<br>Ach. | RANK |
|-------------------|-----------------------------|--------------|------------------------|---|----|---|----------------|-----------|------|
|                   |                             |              | A                      | B | C  | D |                |           |      |
| KARNATAKA         | 18                          | 54           | 14                     | 0 | 4  | 0 | 46             | 85        | 1    |
| UTTAR PRADESH     | 16                          | 48           | 11                     | 2 | 3  | 0 | 40             | 83        | 2    |
| HIMACHAL PRADESH  | 16                          | 48           | 11                     | 1 | 4  | 0 | 39             | 81        | 3    |
| UTTARAKHAND       | 18                          | 54           | 13                     | 1 | 3  | 1 | 44             | 81        | 3    |
| GOA               | 14                          | 42           | 10                     | 0 | 3  | 1 | 33             | 79        | 5    |
| JHARKHAND         | 16                          | 48           | 10                     | 2 | 4  | 0 | 38             | 79        | 5    |
| ANDHRA PRADESH    | 17                          | 51           | 11                     | 1 | 5  | 0 | 40             | 78        | 7    |
| HARYANA           | 17                          | 51           | 11                     | 1 | 4  | 1 | 39             | 76        | 8    |
| MADHYA PRADESH    | 17                          | 51           | 11                     | 0 | 6  | 0 | 39             | 76        | 8    |
| RAJASTHAN         | 19                          | 57           | 11                     | 2 | 6  | 0 | 43             | 75        | 10   |
| GUJARAT           | 18                          | 54           | 10                     | 2 | 6  | 0 | 40             | 74        | 11   |
| TAMIL NADU        | 18                          | 54           | 11                     | 0 | 7  | 0 | 40             | 74        | 11   |
| KERALA            | 17                          | 51           | 10                     | 0 | 6  | 1 | 36             | 71        | 13   |
| ORISSA            | 17                          | 51           | 9                      | 2 | 5  | 1 | 36             | 71        | 13   |
| MEGHALAYA         | 16                          | 48           | 8                      | 1 | 7  | 0 | 33             | 69        | 15   |
| WEST BENGAL       | 18                          | 54           | 11                     | 0 | 3  | 4 | 36             | 67        | 16   |
| ARUNACHAL PRADESH | 16                          | 48           | 8                      | 0 | 7  | 1 | 31             | 65        | 17   |
| MANIPUR           | 16                          | 48           | 8                      | 1 | 5  | 2 | 31             | 65        | 17   |
| JAMMU AND KASHMIR | 16                          | 48           | 8                      | 0 | 6  | 2 | 30             | 62        | 19   |
| MIZORAM           | 16                          | 48           | 8                      | 0 | 5  | 3 | 29             | 60        | 20   |
| NAGALAND          | 15                          | 45           | 8                      | 0 | 3  | 4 | 27             | 60        | 20   |
| PUNJAB            | 16                          | 48           | 6                      | 1 | 9  | 0 | 29             | 60        | 20   |
| MAHARASHTRA       | 17                          | 51           | 7                      | 0 | 9  | 1 | 30             | 59        | 23   |
| SIKKIM            | 18                          | 54           | 6                      | 4 | 5  | 3 | 31             | 57        | 24   |
| DELHI             | 12                          | 36           | 5                      | 0 | 5  | 2 | 20             | 56        | 25   |
| ASSAM             | 18                          | 54           | 8                      | 0 | 3  | 7 | 27             | 50        | 26   |
| PUDUCHERRY        | 15                          | 45           | 4                      | 1 | 8  | 2 | 22             | 49        | 27   |
| CHHATISGARH       | 18                          | 54           | 7                      | 0 | 5  | 6 | 26             | 48        | 28   |
| BIHAR             | 16                          | 48           | 3                      | 0 | 13 | 0 | 22             | 46        | 29   |
| TRIPURA           | 18                          | 54           | 4                      | 2 | 5  | 7 | 21             | 39        | 30   |

**NORMS FOR RANKING**

The criteria for performance assessment of States is as follows:

|  | <b><u>Marks</u></b> |
|--|---------------------|
| Category "A" Where the Achievement is 90% or above of the target | 3                   |
| Category "B" Where the Achievement is above National Average     | 2                   |
| Category "C" Where the Achievement is below National Average     | 1                   |
| Category "D" Where their is NIL Performance                      | 0                   |

**Note:** For ranking of the states, the All-India Percent achievement is taken as the National Average.

**PART - II**

**TWENTY POINT PROGRAMME - 2006**

**ITEM-WISE PERFORMANCE TABLES**

Table - 1

## Employment generation under the NREG Scheme

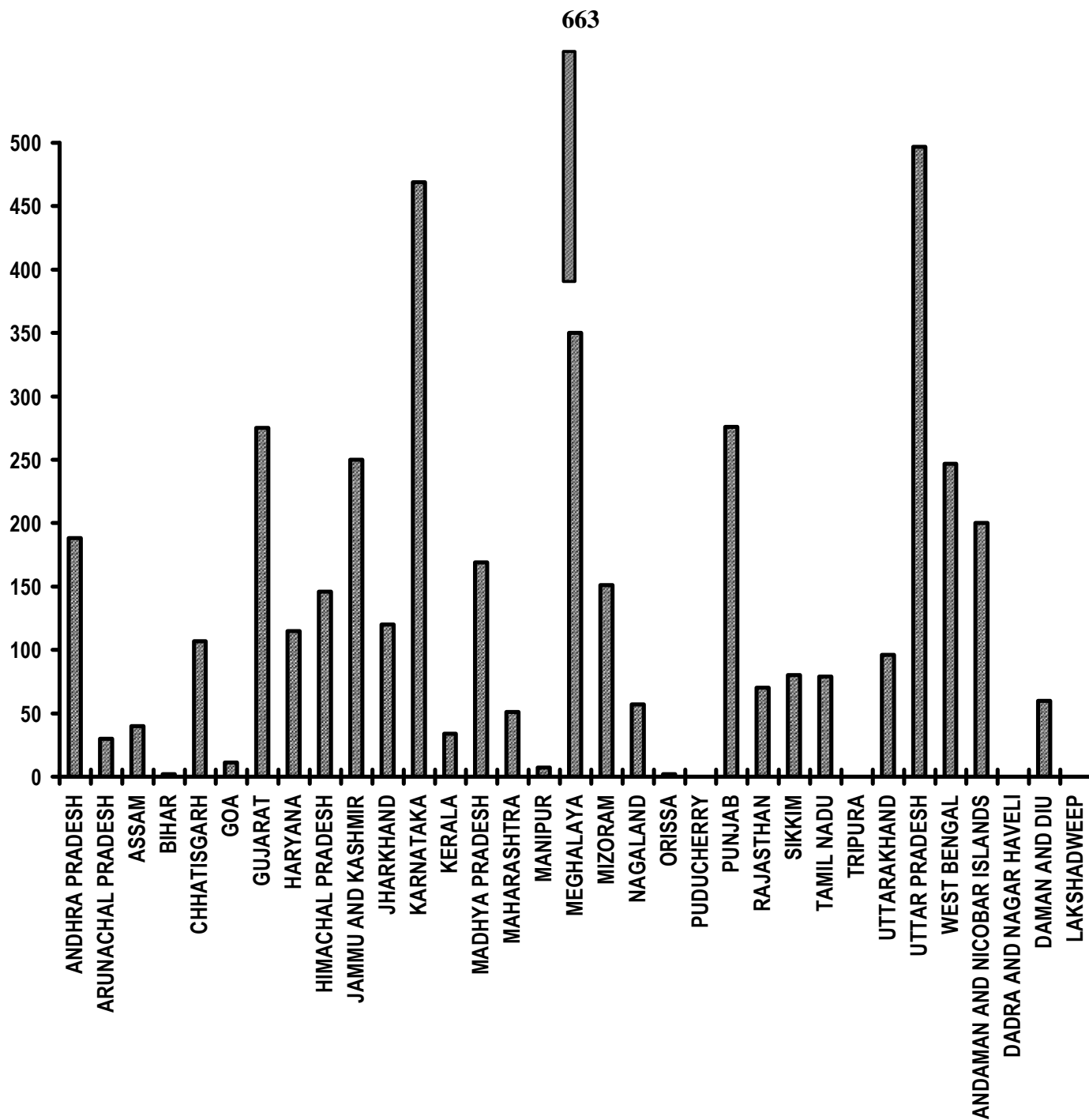
| Sl. No.     | State/UT Name               | No. of job cards issued (Number) April,2009-July,2009 | Employment generated (Number) April,2009-July,2009 | Wages given (Rupees) April,2009-July,2009 |
|-------------|-----------------------------|---|--|---|
| (1)         | (2)                         | (3)   | (4)  | (5)                                       |
| 1           | ANDHRA PRADESH              | 3,87,998  | 19,77,02,024                                       | 14,62,56,00,000                           |
| 2           | ARUNACHAL PRADESH           | 0   | 0  | 0   |
| 3           | ASSAM                       | 32,24,714   | 1,97,25,000  | 1,82,00,21,000                            |
| 4           | BIHAR                       | 7,80,408  | 3,19,74,000  | 2,78,97,84,000                            |
| 5           | CHHATISGARH                 | 34,21,963   | 4,41,73,000  | 3,27,78,36,000                            |
| 6           | DELHI                       | 0   | 0  | 0   |
| 7           | GOA                         | 463   | 5,112  | 5,80,000                                  |
| 8           | GUJARAT                     | 2,02,587  | 1,67,10,000  | 1,36,37,02,000                            |
| 9           | HARYANA                     | 4,00,400  | 17,29,000  | 22,98,77,000                              |
| 10          | HIMACHAL PRADESH            | 8,72,089  | 64,53,000  | 69,88,10,300                              |
| 11          | JAMMU AND KASHMIR           | 35,353  | 19,79,122  | 17,44,16,000                              |
| 12          | JHARKHAND                   | 85,104  | 2,14,40,716  | 2,11,32,41,497                            |
| 13          | KARNATAKA                   | 4,68,346  | 1,50,04,000  | 1,23,03,28,000                            |
| 14          | KERALA                      | 1,23,619  | 41,98,619  | 50,82,83,000                              |
| 15          | MADHYA PRADESH              | 1,12,61,686   | 9,76,41,000  | 8,14,21,33,000                            |
| 16          | MAHARASHTRA                 | 50,81,932   | 1,75,91,000  | 1,74,92,96,000                            |
| 17          | MANIPUR                     | 93,359  | 59,96,000  | 80,13,65,000                              |
| 18          | MEGHALAYA                   | 3,10,833  | 25,00,000  | 24,39,86,000                              |
| 19          | MIZORAM                     | 0   | 0  | 0   |
| 20          | NAGALAND                    | 1,71,000  | 40,43,800  | 57,12,76,000                              |
| 21          | ORISSA                      | 84,071  | 1,03,96,000  | 94,12,74,000                              |
| 22          | PUDUCHERRY                  | 0   | 3,63,673   | 1,14,63,000                               |
| 23          | PUNJAB                      | 5,80,293  | 10,77,000  | 10,84,97,000                              |
| 24          | RAJASTHAN                   | 86,60,648   | 25,13,31,000                                       | 21,34,06,38,000                           |
| 25          | SIKKIM                      | 70,034  | 10,29,338  | 16,25,34,000                              |
| 26          | TAMIL NADU                  | 1,68,140  | 7,80,63,700  | 6,24,51,35,300                            |
| 27          | TRIPURA                     | 6,01,850  | 47,11,000  | 18,25,00,000                              |
| 28          | UTTARAKHAND                 | 22,282  | 41,10,900  | 40,52,42,900                              |
| 29          | UTTAR PRADESH               | 12,67,701   | 8,28,22,609  | 8,28,22,60,900                            |
| 30          | WEST BENGAL                 | 4,02,029  | 4,53,46,000  | 3,80,34,75,000                            |
| 31          | ANDAMAN AND NICOBAR ISLANDS | 5,573   | 63,815   | 1,07,39,000                               |
| 32          | CHANDIGARH                  | 0   | 0  | 0   |
| 33          | DADRA AND NAGAR HAVELI      | 9,595   | 39,834   | 43,09,986                                 |
| 34          | DAMAN AND DIU               | 0   | 0  | 0   |
| 35          | LAKSHADWEEP                 | 774   | 33,215   | 35,85,000                                 |
| Grand Total |                             | 3,87,94,844   | 96,82,53,477                                       | 81,84,21,88,883                           |

# Swaranjayanti Gram Swarojgar Yojana

## Individual Swarojgaries Assisted

% Achievement of Target

During April-July, 2009



States

Table - 2 (A)

**Swaranjayanti Gram Swarajgar Yojana**  
**Individual Swarozgaries Assisted**  
**(Unit: Number)**

| Sl. No.            | State/UT Name               | Target          |                      | Achievement April,2009-July,2009 | Percent Achievement April,2009-July,2009 |
|--------------------|-----------------------------|-----------------|----------------------|----------------------------------|--|
|                    |                             | 2009-2010       | April,2009-July,2009 |                                  |  |
| (1)                | (2)                         | (3)             | (4)                  | (5)                              | (5)/(4)                                  |
| 1                  | ANDHRA PRADESH              | 14,555          | 3,155                | 5,921                            | 188                                      |
| 2                  | ARUNACHAL PRADESH           | 633             | 138                  | 41 *                             | 30                                       |
| 3                  | ASSAM                       | 16,433          | 3,562                | 1,428                            | 40                                       |
| 4                  | BIHAR                       | 34,625          | 7,501                | 161                              | 2  |
| 5                  | CHHATISGARH                 | 7,690           | 1,665                | 1,774                            | 107                                      |
| 6                  | GOA                         | 211             | 46                   | 5                                | 11                                       |
| 7                  | GUJARAT                     | 5,479           | 1,187                | 3,267                            | 275                                      |
| 8                  | HARYANA                     | 3,224           | 698                  | 806                              | 115                                      |
| 9                  | HIMACHAL PRADESH            | 1,357           | 294                  | 428                              | 146                                      |
| 10                 | JAMMU AND KASHMIR           | 1,681           | 364                  | 909                              | 250                                      |
| 11                 | JHARKHAND                   | 13,056          | 2,829                | 3,383                            | 120                                      |
| 12                 | KARNATAKA                   | 10,990          | 2,383                | 11,172                           | 469                                      |
| 13                 | KERALA                      | 4,932           | 1,070                | 362                              | 34                                       |
| 14                 | MADHYA PRADESH              | 16,477          | 3,570                | 6,033                            | 169                                      |
| 15                 | MAHARASHTRA                 | 21,726          | 4,706                | 2,382                            | 51                                       |
| 16                 | MANIPUR                     | 1,102           | 238                  | 17 *                             | 7  |
| 17                 | MEGHALAYA                   | 1,234           | 268                  | 1,776                            | 663                                      |
| 18                 | MIZORAM                     | 286             | 61                   | 92                               | 151                                      |
| 19                 | NAGALAND                    | 846             | 182                  | 103                              | 57                                       |
| 20                 | ORISSA                      | 16,649          | 3,606                | 61                               | 2  |
| 21                 | PUDUCHERRY                  | 251             | 56                   | 0                                | 0  |
| 22                 | PUNJAB                      | 1,567           | 338                  | 932                              | 276                                      |
| 23                 | RAJASTHAN                   | 8,346           | 1,807                | 1,258                            | 70                                       |
| 24                 | SIKKIM                      | 316             | 69                   | 55 *                             | 80                                       |
| 25                 | TAMIL NADU                  | 12,871          | 2,790                | 2,215                            | 79                                       |
| 26                 | TRIPURA                     | 1,989           | 430                  | 0                                | 0  |
| 27                 | UTTARAKHAND                 | 2,624           | 568                  | 548                              | 96                                       |
| 28                 | UTTAR PRADESH               | 49,848          | 10,799               | 53,672                           | 497                                      |
| 29                 | WEST BENGAL                 | 18,502          | 4,008                | 9,901                            | 247                                      |
| 30                 | ANDAMAN AND NICOBAR ISLANDS | 25              | 5                    | 10                               | 200                                      |
| 31                 | DADRA AND NAGAR HAVELI      | 25              | 5                    | 0                                | 0  |
| 32                 | DAMAN AND DIU               | 25              | 5                    | 3                                | 60                                       |
| 33                 | LAKSHADWEEP                 | 25              | 5                    | 0                                | 0  |
| <b>Grand Total</b> |                             | <b>2,69,600</b> | <b>58,408</b>        | <b>1,08,715</b>                  | <b>186</b>                               |

**Very Good:(90% or above of targets)**

ANDHRA PRADESH, CHHATISGARH, GUJARAT, HARYANA, HIMACHAL PRADESH, JAMMU AND KASHMIR, JHARKHAND, KARNATAKA, MADHYA PRADESH, MEGHALAYA, MIZORAM, PUNJAB, UTTARAKHAND, UTTAR PRADESH, WEST BENGAL, ANDAMAN AND NICOBAR ISLANDS

**Good:(Between 80% to 90% targets)**

SIKKIM

**Poor:(Below 80% of targets)**

ARUNACHAL PRADESH, ASSAM, BIHAR, GOA, KERALA, MAHARASHTRA, MANIPUR, NAGALAND, ORISSA, PUDUCHERRY, RAJASTHAN, TAMIL NADU, TRIPURA, DADRA AND NAGAR HAVELI, DAMAN AND DIU, LAKSHADWEEP

\* Figures furnished by Ministry of Rural Development

Table - 2 (B)

## Swaranjayanti Gram Swarojgar Yojana (SGSY)

| Sl. No.     | State/UT Name               | Individual SC Swarozgaries Assisted (Number) April,2009-July,2009 | Individual ST Swarozgaries Assisted (Number) April,2009-July,2009 | Individual Women Swarozgaries Assisted (Number) April,2009-July,2009 | Individual Disabled Swarozgaries Assisted (Number) April,2009-July,2009 |
|-------------|-----------------------------|---|---|--|---|
|             |                             | (3)   | (4)   | (5)  | (6)   |
| 1           | ANDHRA PRADESH              | 3,368   | 1,341   | 5,921  | 505   |
| 2           | ARUNACHAL PRADESH           | 0   | 0   | 0  | 0   |
| 3           | ASSAM                       | 162   | 167   | 476  | 144   |
| 4           | BIHAR                       | 23  | 0   | 84   | 70  |
| 5           | CHHATISGARH                 | 294   | 747   | 106  | 21  |
| 6           | GOA                         | 0   | 1   | 4  | 0   |
| 7           | GUJARAT                     | 1,614   | 0   | 1,010  | 28  |
| 8           | HARYANA                     | 241   | 0   | 405  | 29  |
| 9           | HIMACHAL PRADESH            | 892   | 87  | 1,271  | 16  |
| 10          | JAMMU AND KASHMIR           | 79  | 103   | 145  | 1   |
| 11          | JHARKHAND                   | 534   | 1,585   | 522  | 41  |
| 12          | KARNATAKA                   | 4,740   | 1,549   | 9,397  | 231   |
| 13          | KERALA                      | 308   | 22  | 120  | 30  |
| 14          | MADHYA PRADESH              | 1,178   | 2,293   | 2,457  | 176   |
| 15          | MAHARASHTRA                 | 613   | 533   | 796  | 122   |
| 16          | MANIPUR                     | 0   | 16  | 0  | 0   |
| 17          | MEGHALAYA                   | 0   | 1,776   | 593  | 0   |
| 18          | MIZORAM                     | 0   | 0   | 0  | 0   |
| 19          | NAGALAND                    | 0   | 69  | 31   | 3   |
| 20          | ORISSA                      | 4   | 14  | 2  | 1   |
| 21          | PUDUCHERRY                  | 0   | 0   | 0  | 0   |
| 22          | PUNJAB                      | 718   | 0   | 333  | 3   |
| 23          | RAJASTHAN                   | 396   | 179   | 586  | 11  |
| 24          | SIKKIM                      | 16  | 205   | 284  | 1   |
| 25          | TAMIL NADU                  | 668   | 31  | 736  | 912   |
| 26          | TRIPURA                     | 0   | 0   | 0  | 0   |
| 27          | UTTARAKHAND                 | 477   | 20  | 138  | 1   |
| 28          | UTTAR PRADESH               | 25,441  | 62  | 20,442   | 696   |
| 29          | WEST BENGAL                 | 3,998   | 394   | 8,720  | 36  |
| 30          | ANDAMAN AND NICOBAR ISLANDS | 0   | 3   | 3  | 2   |
| 31          | DADRA AND NAGAR HAVELI      | 0   | 0   | 0  | 0   |
| 32          | DAMAN AND DIU               | 0   | 0   | 0  | 0   |
| 33          | LAKSHADWEEP                 | 0   | 9   | 4  | 0   |
| Grand Total |                             | 45,764  | 11,206  | 54,586   | 3,080   |

Table - 3(A)

**Self Help Groups (SHG)**  
**(Unit: Number)**

|                    |                             | <b>Formed under<br/>SGSY<br/>(Number)<br/>April,2009-<br/>July,2009</b> |
|--------------------|-----------------------------|---|
| <b>Sl. No.</b>     | <b>State/UT<br/>Name</b>    |   |
| <b>(1)</b>         | <b>(2)</b>                  | <b>(3)</b>  |
| 1                  | ANDHRA PRADESH              | 11,372  |
| 2                  | ARUNACHAL PRADESH           | 0   |
| 3                  | ASSAM                       | 3,855   |
| 4                  | BIHAR                       | 5,875   |
| 5                  | CHHATISGARH                 | 856   |
| 6                  | DELHI                       | 0   |
| 7                  | GOA                         | 1   |
| 8                  | GUJARAT                     | 1,428   |
| 9                  | HARYANA                     | 1,086   |
| 10                 | HIMACHAL PRADESH            | 685   |
| 11                 | JAMMU AND KASHMIR           | 174   |
| 12                 | JHARKHAND                   | 2,274   |
| 13                 | KARNATAKA                   | 2,012   |
| 14                 | KERALA                      | 407   |
| 15                 | MADHYA PRADESH              | 2,676   |
| 16                 | MAHARASHTRA                 | 5,729   |
| 17                 | MANIPUR                     | 77  |
| 18                 | MEGHALAYA                   | 303   |
| 19                 | MIZORAM                     | 0   |
| 20                 | NAGALAND                    | 122   |
| 21                 | ORISSA                      | 1,253   |
| 22                 | PUDUCHERRY                  | 22  |
| 23                 | PUNJAB                      | 178   |
| 24                 | RAJASTHAN                   | 598   |
| 25                 | SIKKIM                      | 46  |
| 26                 | TAMIL NADU                  | 2,044   |
| 27                 | TRIPURA                     | 0   |
| 28                 | UTTARAKHAND                 | 1,053   |
| 29                 | UTTAR PRADESH               | 12,946  |
| 30                 | WEST BENGAL                 | 10,288  |
| 31                 | ANDAMAN AND NICOBAR ISLANDS | 27  |
| 32                 | CHANDIGARH                  | 0   |
| 33                 | DADRA AND NAGAR HAVELI      | 0   |
| 34                 | DAMAN AND DIU               | 0   |
| 35                 | LAKSHADWEEP                 | 0   |
| <b>Grand Total</b> |                             | <b>67,387</b>   |



# Self Help Groups (SHG)

## To whom income generating activities provided

% Achievement of Target  
During April-July, 2009

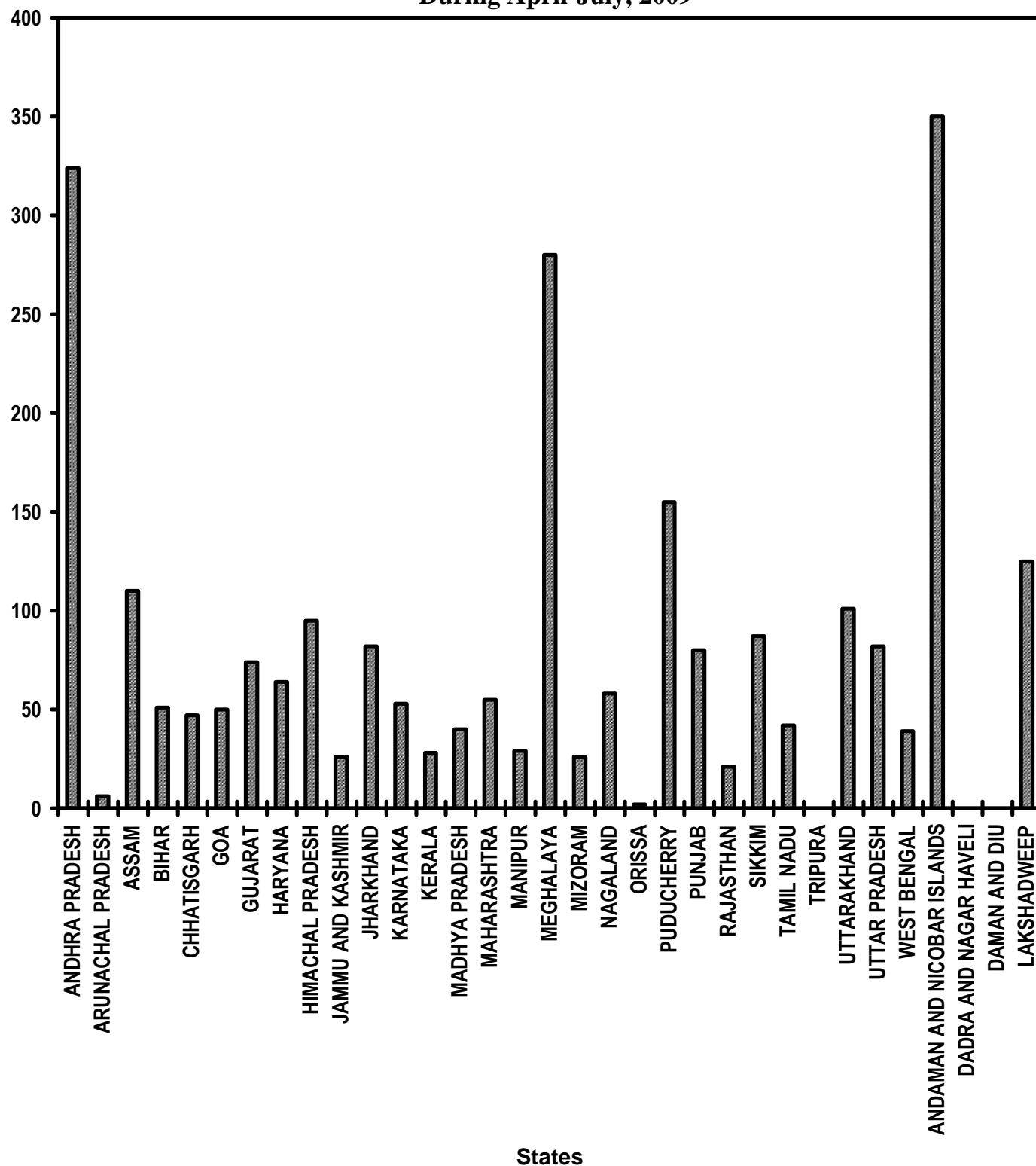


Table - 3(B)

**Self Help Groups (SHG)**  
**To whom income generating activities provided**  
**(Unit: Number)**

| Sl. No.            | State/UT Name               | Target          |                       | Achievement April,2009- July,2009 | Percent Achievement April,2009- July,2009 |
|--------------------|-----------------------------|-----------------|-----------------------|-----------------------------------|---|
|                    |                             | 2009-2010       | April,2009- July,2009 |                                   |   |
| (1)                | (2)                         | (3)             | (4)                   | (5)                               | (5)/(4)                                   |
| 1                  | ANDHRA PRADESH              | 8,384           | 1,816                 | 5,883                             | 324                                       |
| 2                  | ARUNACHAL PRADESH           | 364             | 78                    | 5                                 | 6   |
| 3                  | ASSAM                       | 9,465           | 2,050                 | 2,247                             | 110                                       |
| 4                  | BIHAR                       | 19,944          | 4,321                 | 2,186                             | 51  |
| 5                  | CHHATISGARH                 | 4,429           | 958                   | 447                               | 47  |
| 6                  | GOA                         | 121             | 26                    | 13                                | 50  |
| 7                  | GUJARAT                     | 3,156           | 684                   | 506                               | 74  |
| 8                  | HARYANA                     | 1,857           | 403                   | 258                               | 64  |
| 9                  | HIMACHAL PRADESH            | 781             | 169                   | 160                               | 95  |
| 10                 | JAMMU AND KASHMIR           | 968             | 209                   | 55                                | 26  |
| 11                 | JHARKHAND                   | 7,520           | 1,629                 | 1,333                             | 82  |
| 12                 | KARNATAKA                   | 6,330           | 1,373                 | 729                               | 53  |
| 13                 | KERALA                      | 2,841           | 615                   | 172                               | 28  |
| 14                 | MADHYA PRADESH              | 9,491           | 2,058                 | 820                               | 40  |
| 15                 | MAHARASHTRA                 | 12,514          | 2,712                 | 1,505                             | 55  |
| 16                 | MANIPUR                     | 635             | 138                   | 40                                | 29  |
| 17                 | MEGHALAYA                   | 711             | 155                   | 434                               | 280                                       |
| 18                 | MIZORAM                     | 165             | 35                    | 9                                 | 26  |
| 19                 | NAGALAND                    | 487             | 104                   | 60                                | 58  |
| 20                 | ORISSA                      | 9,590           | 2,076                 | 43                                | 2   |
| 21                 | PUDUCHERRY                  | 144             | 31                    | 48                                | 155                                       |
| 22                 | PUNJAB                      | 903             | 195                   | 156                               | 80  |
| 23                 | RAJASTHAN                   | 4,807           | 1,040                 | 219                               | 21  |
| 24                 | SIKKIM                      | 182             | 39                    | 34                                | 87  |
| 25                 | TAMIL NADU                  | 7,413           | 1,607                 | 675                               | 42  |
| 26                 | TRIPURA                     | 1,146           | 247                   | 0                                 | 0   |
| 27                 | UTTARAKHAND                 | 1,511           | 329                   | 333                               | 101                                       |
| 28                 | UTTAR PRADESH               | 28,713          | 6,222                 | 5,108                             | 82  |
| 29                 | WEST BENGAL                 | 10,657          | 2,309                 | 894                               | 39  |
| 30                 | ANDAMAN AND NICOBAR ISLANDS | 14              | 4                     | 14                                | 350                                       |
| 31                 | DADRA AND NAGAR HAVELI      | 14              | 4                     | 0                                 | 0   |
| 32                 | DAMAN AND DIU               | 14              | 4                     | 0                                 | 0   |
| 33                 | LAKSHADWEEP                 | 14              | 4                     | 5                                 | 125                                       |
| <b>Grand Total</b> |                             | <b>1,55,285</b> | <b>33,644</b>         | <b>24,391</b>                     | <b>72</b>                                 |

**Very Good:(90% or above of targets)**

ANDHRA PRADESH, ASSAM, HIMACHAL PRADESH, MEGHALAYA, PUDUCHERRY, UTTARAKHAND, ANDAMAN AND NICOBAR ISLANDS, LAKSHADWEEP

**Good:(Between 80% to 90% targets)**

JHARKHAND, PUNJAB, SIKKIM, UTTAR PRADESH

**Poor:(Below 80% of targets)**

ARUNACHAL PRADESH, BIHAR, CHHATISGARH, GOA, GUJARAT, HARYANA, JAMMU AND KASHMIR, KARNATAKA, KERALA, MADHYA PRADESH, MAHARASHTRA, MANIPUR, MIZORAM, NAGALAND, ORISSA, RAJASTHAN, TAMIL NADU, TRIPURA, WEST BENGAL, DADRA AND NAGAR HAVELI, DAMAN AND DIU

Table - 4 (A)

**Distribution of waste land to the landless**  
(Unit: Hectare)

|                    |                             | <b>Total Land<br/>Distributed<br/>(Hectare)<br/>April,2009-<br/>July,2009</b> |
|--------------------|-----------------------------|---|
| <b>Sl. No.</b>     | <b>State/UT<br/>Name</b>    |   |
| <b>(1)</b>         | <b>(2)</b>                  | <b>(3)</b>  |
| 1                  | ANDHRA PRADESH              | 2,137   |
| 2                  | ARUNACHAL PRADESH           | 0   |
| 3                  | ASSAM                       | 0   |
| 4                  | BIHAR                       | 0   |
| 5                  | CHHATISGARH                 | 24,567  |
| 6                  | DELHI                       | 0   |
| 7                  | GOA                         | 0   |
| 8                  | GUJARAT                     | 0   |
| 9                  | HARYANA                     | 0   |
| 10                 | JAMMU AND KASHMIR           | 0   |
| 11                 | JHARKHAND                   | 62  |
| 12                 | KARNATAKA                   | 0   |
| 13                 | KERALA                      | 0   |
| 14                 | MADHYA PRADESH              | 0   |
| 15                 | MAHARASHTRA                 | 0   |
| 16                 | MANIPUR                     | 0   |
| 17                 | MEGHALAYA                   | 0   |
| 18                 | MIZORAM                     | 0   |
| 19                 | NAGALAND                    | 0   |
| 20                 | ORISSA                      | 78  |
| 21                 | PUDUCHERRY                  | 0   |
| 22                 | PUNJAB                      | 0   |
| 23                 | RAJASTHAN                   | 0   |
| 24                 | SIKKIM                      | 0   |
| 25                 | TAMIL NADU                  | 130   |
| 26                 | TRIPURA                     | 0   |
| 27                 | UTTARAKHAND                 | 0   |
| 28                 | UTTAR PRADESH               | 2,066   |
| 29                 | WEST BENGAL                 | 0   |
| 30                 | ANDAMAN AND NICOBAR ISLANDS | 0   |
| 31                 | CHANDIGARH                  | 0   |
| 32                 | DADRA AND NAGAR HAVELI      | 0   |
| 33                 | DAMAN AND DIU               | 0   |
| 34                 | LAKSHADWEEP                 | 0   |
| <b>Grand Total</b> |                             | <b>29,040</b>   |

Table - 4 (B)

## Distribution of waste land to the landless

| Sl. No.     | State/UT Name               | Land Distributed to SC                | Land Distributed to ST                | Land Distributed to Others            |
|-------------|-----------------------------|---------------------------------------|---------------------------------------|---------------------------------------|
|             |                             | (Hectare)<br>April,2009-<br>July,2009 | (Hectare)<br>April,2009-<br>July,2009 | (Hectare)<br>April,2009-<br>July,2009 |
| (1)         | (2)                         | (3)                                   | (4)                                   | (5)                                   |
| 1           | ANDHRA PRADESH              | 0                                     | 2,137                                 | 0                                     |
| 2           | ARUNACHAL PRADESH           | 0                                     | 0                                     | 0                                     |
| 3           | ASSAM                       | 0                                     | 0                                     | 0                                     |
| 4           | BIHAR                       | 0                                     | 0                                     | 0                                     |
| 5           | CHHATISGARH                 | 4,197                                 | 11,761                                | 8,610                                 |
| 6           | DELHI                       | 0                                     | 0                                     | 0                                     |
| 7           | GOA                         | 0                                     | 0                                     | 0                                     |
| 8           | GUJARAT                     | 0                                     | 0                                     | 0                                     |
| 9           | HARYANA                     | 0                                     | 0                                     | 0                                     |
| 10          | JAMMU AND KASHMIR           | 0                                     | 0                                     | 0                                     |
| 11          | JHARKHAND                   | 6                                     | 43                                    | 13                                    |
| 12          | KARNATAKA                   | 0                                     | 0                                     | 0                                     |
| 13          | KERALA                      | 0                                     | 0                                     | 0                                     |
| 14          | MADHYA PRADESH              | 0                                     | 0                                     | 0                                     |
| 15          | MAHARASHTRA                 | 0                                     | 0                                     | 0                                     |
| 16          | MANIPUR                     | 0                                     | 0                                     | 0                                     |
| 17          | MEGHALAYA                   | 0                                     | 0                                     | 0                                     |
| 18          | MIZORAM                     | 0                                     | 0                                     | 0                                     |
| 19          | NAGALAND                    | 0                                     | 0                                     | 0                                     |
| 20          | ORISSA                      | 11                                    | 23                                    | 44                                    |
| 21          | PUDUCHERRY                  | 0                                     | 0                                     | 0                                     |
| 22          | PUNJAB                      | 0                                     | 0                                     | 0                                     |
| 23          | RAJASTHAN                   | 0                                     | 0                                     | 0                                     |
| 24          | SIKKIM                      | 0                                     | 0                                     | 0                                     |
| 25          | TAMIL NADU                  | 52                                    | 1                                     | 77                                    |
| 26          | TRIPURA                     | 0                                     | 0                                     | 0                                     |
| 27          | UTTARAKHAND                 | 0                                     | 0                                     | 0                                     |
| 28          | UTTAR PRADESH               | 1,118                                 | 59                                    | 889                                   |
| 29          | WEST BENGAL                 | 0                                     | 0                                     | 0                                     |
| 30          | ANDAMAN AND NICOBAR ISLANDS | 0                                     | 0                                     | 0                                     |
| 31          | CHANDIGARH                  | 0                                     | 0                                     | 0                                     |
| 32          | DADRA AND NAGAR HAVELI      | 0                                     | 0                                     | 0                                     |
| 33          | DAMAN AND DIU               | 0                                     | 0                                     | 0                                     |
| 34          | LAKSHADWEEP                 | 0                                     | 0                                     | 0                                     |
| Grand Total |                             | 5,384                                 | 14,024                                | 9,633                                 |

Table - 5(A)

## Minimum Wages Enforcement (including Farm Labour)

| Sl. No.     | State/UT Name               | Agriculture and Farm Workers: Inspections made (Number) | Agriculture and Farm Workers: Irregularities detected (Number) | Agriculture and Farm Workers: Irregularities rectified (Number) |
|-------------|-----------------------------|---|--|---|
|             |                             | April,2009-July,2009                                    | April,2009-July,2009   | April,2009-July,2009  |
| (1)         | (2)                         | (3)   | (4)  | (5)   |
| 1           | ANDHRA PRADESH              | 0   | 0  | 0   |
| 2           | ARUNACHAL PRADESH           | 0   | 0  | 0   |
| 3           | ASSAM                       | 0   | 0  | 0   |
| 4           | BIHAR                       | 54,058  | 8,110  | 8,056   |
| 5           | CHHATISGARH                 | 0   | 0  | 0   |
| 6           | DELHI                       | 0   | 0  | 0   |
| 7           | GOA                         | 0   | 0  | 0   |
| 8           | GUJARAT                     | 26,668  | 3,399  | 3,454   |
| 9           | HARYANA                     | 0   | 0  | 0   |
| 10          | HIMACHAL PRADESH            | 0   | 0  | 0   |
| 11          | JAMMU AND KASHMIR           | 0   | 0  | 0   |
| 12          | JHARKHAND                   | 0   | 0  | 0   |
| 13          | KARNATAKA                   | 0   | 0  | 0   |
| 14          | KERALA                      | 0   | 0  | 0   |
| 15          | MADHYA PRADESH              | 0   | 0  | 0   |
| 16          | MAHARASHTRA                 | 0   | 0  | 0   |
| 17          | MANIPUR                     | 0   | 0  | 0   |
| 18          | MEGHALAYA                   | 0   | 0  | 0   |
| 19          | MIZORAM                     | 0   | 0  | 0   |
| 20          | NAGALAND                    | 0   | 0  | 0   |
| 21          | ORISSA                      | 5,093   | 3,339  | 2,770   |
| 22          | PUDUCHERRY                  | 0   | 0  | 0   |
| 23          | PUNJAB                      | 247   | 0  | 0   |
| 24          | RAJASTHAN                   | 583   | 1  | 0   |
| 25          | SIKKIM                      | 0   | 0  | 0   |
| 26          | TAMIL NADU                  | 0   | 0  | 0   |
| 27          | TRIPURA                     | 0   | 0  | 0   |
| 28          | UTTARAKHAND                 | 435   | 0  | 0   |
| 29          | UTTAR PRADESH               | 0   | 0  | 0   |
| 30          | WEST BENGAL                 | 0   | 0  | 0   |
| 31          | ANDAMAN AND NICOBAR ISLANDS | 0   | 0  | 0   |
| 32          | CHANDIGARH                  | 0   | 0  | 0   |
| 33          | DADRA AND NAGAR HAVELI      | 0   | 0  | 0   |
| 34          | DAMAN AND DIU               | 0   | 0  | 0   |
| 35          | LAKSHADWEEP                 | 0   | 0  | 0   |
| Grand Total |                             | 87,084  | 14,849   | 14,280  |

Table - 5(B)

**Minimum Wages Enforcement (including Farm Labour)**  
(Unit: Number)

| Sl. No.            |                             | Agriculture and<br>Farm Workers:<br>Claims filed<br>(Number)<br>April,2009-<br>July,2009 | Agriculture and<br>Farm Workers:<br>Claims settled<br>(Number)<br>April,2009-<br>July,2009 |
|--------------------|-----------------------------|--|--|
| (1)                | (2)                         | (3)  | (4)  |
| 1                  | ANDHRA PRADESH              | 0  | 0  |
| 2                  | ARUNACHAL PRADESH           | 0  | 0  |
| 3                  | ASSAM                       | 0  | 0  |
| 4                  | BIHAR                       | 2,467  | 2,687  |
| 5                  | CHHATISGARH                 | 0  | 0  |
| 6                  | DELHI                       | 0  | 0  |
| 7                  | GOA                         | 0  | 0  |
| 8                  | GUJARAT                     | 0  | 0  |
| 9                  | HARYANA                     | 4  | 23   |
| 10                 | HIMACHAL PRADESH            | 0  | 0  |
| 11                 | JAMMU AND KASHMIR           | 0  | 0  |
| 12                 | JHARKHAND                   | 0  | 0  |
| 13                 | KARNATAKA                   | 0  | 0  |
| 14                 | KERALA                      | 0  | 0  |
| 15                 | MADHYA PRADESH              | 0  | 0  |
| 16                 | MAHARASHTRA                 | 0  | 0  |
| 17                 | MANIPUR                     | 0  | 0  |
| 18                 | MEGHALAYA                   | 0  | 0  |
| 19                 | MIZORAM                     | 0  | 0  |
| 20                 | NAGALAND                    | 0  | 0  |
| 21                 | ORISSA                      | 0  | 0  |
| 22                 | PUDUCHERRY                  | 0  | 0  |
| 23                 | PUNJAB                      | 0  | 0  |
| 24                 | RAJASTHAN                   | 4  | 1  |
| 25                 | SIKKIM                      | 0  | 0  |
| 26                 | TAMIL NADU                  | 0  | 0  |
| 27                 | TRIPURA                     | 0  | 0  |
| 28                 | UTTARAKHAND                 | 0  | 0  |
| 29                 | UTTAR PRADESH               | 0  | 0  |
| 30                 | WEST BENGAL                 | 0  | 0  |
| 31                 | ANDAMAN AND NICOBAR ISLANDS | 0  | 0  |
| 32                 | CHANDIGARH                  | 0  | 0  |
| 33                 | DADRA AND NAGAR HAVELI      | 0  | 0  |
| 34                 | DAMAN AND DIU               | 0  | 0  |
| 35                 | LAKSHADWEEP                 | 0  | 0  |
| <b>Grand Total</b> |                             | <b>2,475</b>   | <b>2,711</b>   |

Table - 5(C)

## Minimum Wages Enforcement (including Farm Labour)

| Sl. No.     | State/UT Name               | Agriculture and Farm Workers: Prosecution cases Pending (Number) April,2009-July,2009 | Agriculture and Farm Workers: Prosecution cases filed (Number) April,2009-July,2009 | Agriculture and Farm Workers: Prosecution cases decided (Number) April,2009-July,2009 |
|-------------|-----------------------------|---|---|---|
|             |                             | (3)   | (4)   | (5)   |
| 1           | ANDHRA PRADESH              | 0   | 0   | 0   |
| 2           | ARUNACHAL PRADESH           | 0   | 0   | 0   |
| 3           | ASSAM                       | 0   | 0   | 0   |
| 4           | BIHAR                       | 1,608   | 0   | 0   |
| 5           | CHHATISGARH                 | 0   | 0   | 0   |
| 6           | DELHI                       | 0   | 0   | 0   |
| 7           | GOA                         | 0   | 0   | 0   |
| 8           | GUJARAT                     | 5,252   | 13  | 65  |
| 9           | HARYANA                     | 2,653   | 0   | 0   |
| 10          | HIMACHAL PRADESH            | 0   | 0   | 0   |
| 11          | JAMMU AND KASHMIR           | 0   | 0   | 0   |
| 12          | JHARKHAND                   | 0   | 0   | 0   |
| 13          | KARNATAKA                   | 0   | 0   | 0   |
| 14          | KERALA                      | 0   | 0   | 0   |
| 15          | MADHYA PRADESH              | 0   | 0   | 0   |
| 16          | MAHARASHTRA                 | 0   | 0   | 0   |
| 17          | MANIPUR                     | 0   | 0   | 0   |
| 18          | MEGHALAYA                   | 0   | 0   | 0   |
| 19          | MIZORAM                     | 0   | 0   | 0   |
| 20          | NAGALAND                    | 0   | 0   | 0   |
| 21          | ORISSA                      | 596   | 0   | 0   |
| 22          | PUDUCHERRY                  | 0   | 0   | 0   |
| 23          | PUNJAB                      | 0   | 0   | 0   |
| 24          | RAJASTHAN                   | 0   | 0   | 0   |
| 25          | SIKKIM                      | 0   | 0   | 0   |
| 26          | TAMIL NADU                  | 0   | 0   | 0   |
| 27          | TRIPURA                     | 0   | 0   | 0   |
| 28          | UTTARAKHAND                 | 0   | 0   | 0   |
| 29          | UTTAR PRADESH               | 0   | 0   | 0   |
| 30          | WEST BENGAL                 | 0   | 0   | 0   |
| 31          | ANDAMAN AND NICOBAR ISLANDS | 0   | 0   | 0   |
| 32          | CHANDIGARH                  | 0   | 0   | 0   |
| 33          | DADRA AND NAGAR HAVELI      | 0   | 0   | 0   |
| 34          | DAMAN AND DIU               | 0   | 0   | 0   |
| 35          | LAKSHADWEEP                 | 0   | 0   | 0   |
| Grand Total |                             | 10,109  | 13  | 65  |

# Food Security: Targeted Public Distribution System (APL+BPL+AAY)

## Off take

% Achievement of Target  
During April-July, 2009

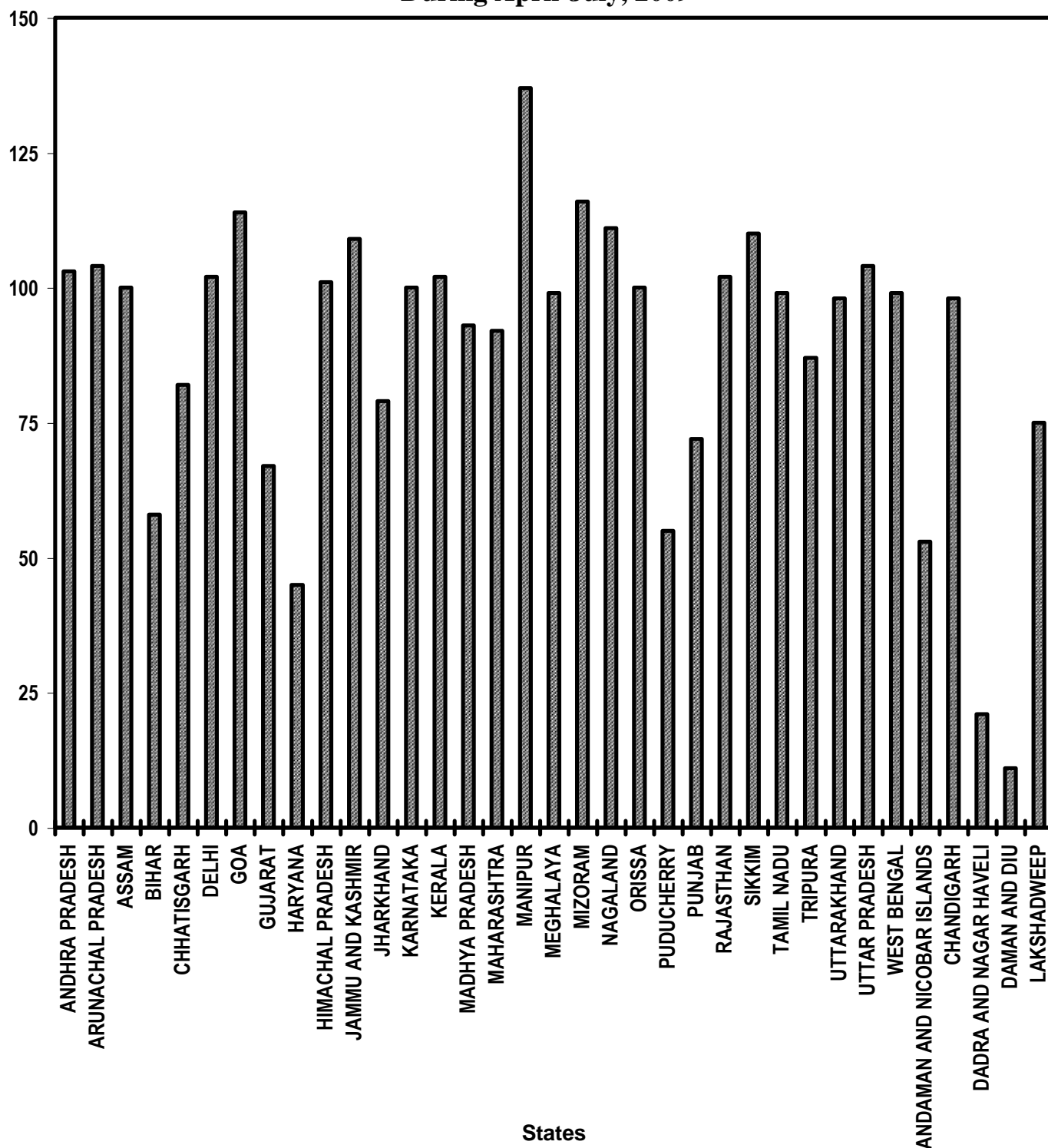




Table - 6(A)

## Food Security-Targeted Public Distribution System (APL+BPL+AAY)

| Sl. No.     | State/UT Name               | Allocation of Food Grains (Tonnes) | Off take (Tonnes)    | Percentage of offtake w.r.t. Allocation of Food Grains |
|-------------|-----------------------------|------------------------------------|----------------------|--|
|             |                             | April,2009-July,2009               | April,2009-July,2009 |  |
| (1)         | (2)                         | (3)                                | (4)                  | (5)  |
| 1           | ANDHRA PRADESH              | 12,71,894                          | 13,09,460            | 103  |
| 2           | ARUNACHAL PRADESH           | 33,852                             | 35,172               | 104  |
| 3           | ASSAM                       | 4,68,752                           | 4,70,506             | 100  |
| 4           | BIHAR                       | 11,27,504                          | 6,56,892             | 58   |
| 5           | CHHATISGARH                 | 3,63,983                           | 2,96,950             | 82   |
| 6           | DELHI                       | 1,97,516                           | 2,02,226             | 102  |
| 7           | GOA                         | 14,736                             | 16,735               | 114  |
| 8           | GUJARAT                     | 5,39,503                           | 3,61,127             | 67   |
| 9           | HARYANA                     | 3,26,824                           | 1,45,900             | 45   |
| 10          | HIMACHAL PRADESH            | 1,58,392                           | 1,60,121             | 101  |
| 11          | JAMMU AND KASHMIR           | 2,52,268                           | 2,74,566             | 109  |
| 12          | JHARKHAND                   | 4,13,644                           | 3,24,885             | 79   |
| 13          | KARNATAKA                   | 7,01,212                           | 7,03,587             | 100  |
| 14          | KERALA                      | 4,08,868                           | 4,17,378             | 102  |
| 15          | MADHYA PRADESH              | 9,69,012                           | 8,97,300             | 93   |
| 16          | MAHARASHTRA                 | 13,62,488                          | 12,49,636            | 92   |
| 17          | MANIPUR                     | 35,972                             | 49,401               | 137  |
| 18          | MEGHALAYA                   | 49,092                             | 48,554               | 99   |
| 19          | MIZORAM                     | 27,636                             | 32,087               | 116  |
| 20          | NAGALAND                    | 42,292                             | 47,055               | 111  |
| 21          | ORISSA                      | 7,05,284                           | 7,02,695             | 100  |
| 22          | PUDUCHERRY                  | 17,304                             | 9,446                | 55   |
| 23          | PUNJAB                      | 4,04,640                           | 2,93,079             | 72   |
| 24          | RAJASTHAN                   | 5,97,780                           | 6,06,946             | 102  |
| 25          | SIKKIM                      | 14,740                             | 16,221               | 110  |
| 26          | TAMIL NADU                  | 12,85,944                          | 12,74,930            | 99   |
| 27          | TRIPURA                     | 1,00,668                           | 88,062               | 87   |
| 28          | UTTARAKHAND                 | 1,38,084                           | 1,34,650             | 98   |
| 29          | UTTAR PRADESH               | 22,19,973                          | 22,97,866            | 104  |
| 30          | WEST BENGAL                 | 10,98,848                          | 10,85,532            | 99   |
| 31          | ANDAMAN AND NICOBAR ISLANDS | 10,424                             | 5,531                | 53   |
| 32          | CHANDIGARH                  | 8,476                              | 8,342                | 98   |
| 33          | DADRA AND NAGAR HAVELI      | 2,960                              | 634                  | 21   |
| 34          | DAMAN AND DIU               | 1,440                              | 160                  | 11   |
| 35          | LAKSHADWEEP                 | 1,536                              | 1,145                | 75   |
| Grand Total |                             | 1,53,73,541                        | 1,42,24,777          | 93   |

**Very Good:(90% or above of targets)**

ANDHRA PRADESH, ARUNACHAL PRADESH, ASSAM, DELHI, GOA, HIMACHAL PRADESH, JAMMU AND KASHMIR, KARNATAKA, KERALA, MADHYA PRADESH, MAHARASHTRA, MANIPUR, MEGHALAYA, MIZORAM, NAGALAND, ORISSA, RAJASTHAN, SIKKIM, TAMIL NADU, UTTARAKHAND, UTTAR PRADESH, WEST

**Good:(Between 80% to 90% targets)**

CHHATISGARH, TRIPURA

**Poor:(Below 80% of targets)**

BIHAR, GUJARAT, HARYANA, JHARKHAND, PUDUCHERRY, PUNJAB, ANDAMAN AND NICOBAR ISLANDS, DADRA AND NAGAR HAVELI, DAMAN AND DIU, LAKSHADWEEP

# Food Security: Targeted Public Distribution System (Only Antyodaya Anna Yojana)

## Off take

% Achievement of Target  
During April-July, 2009

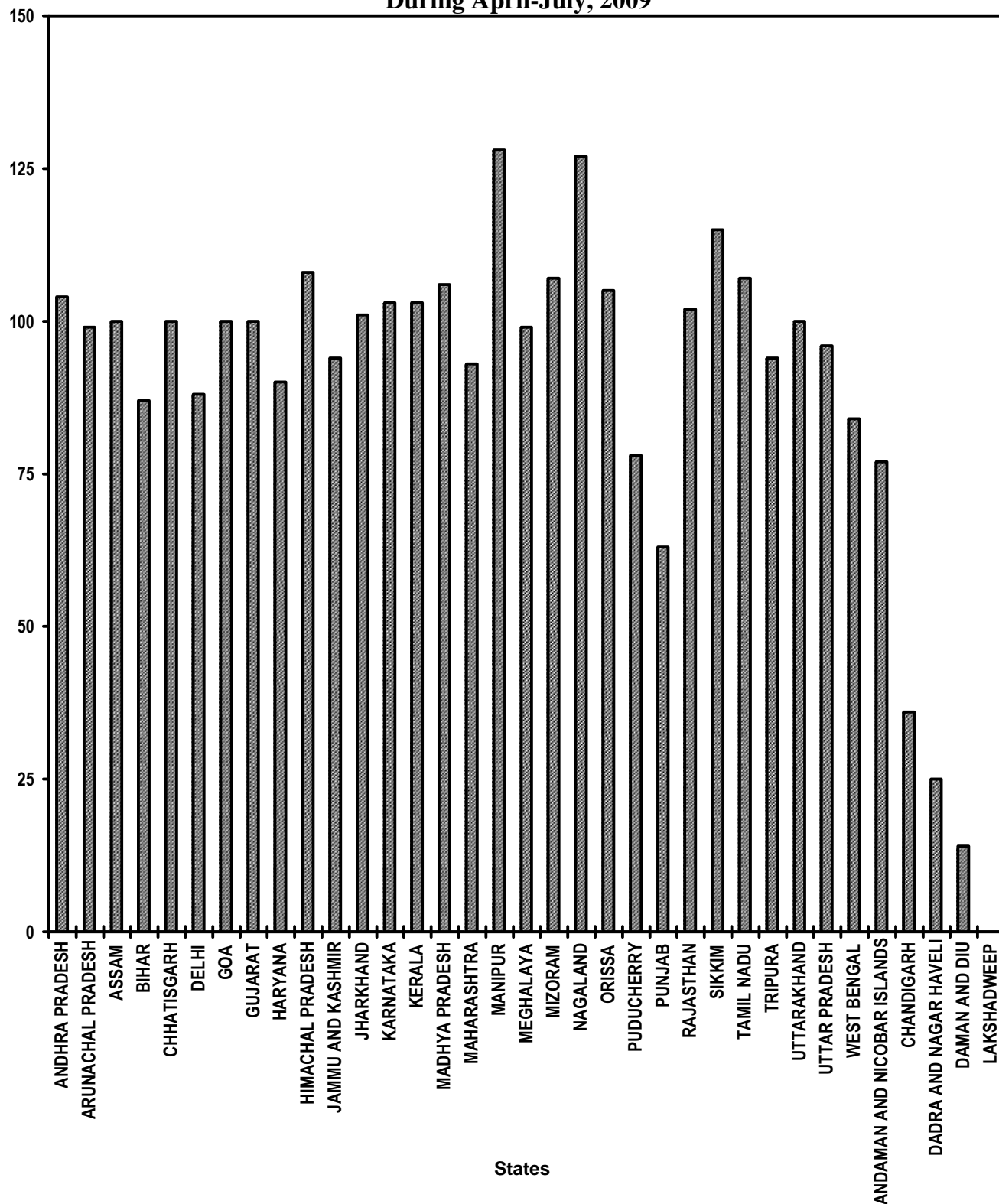


Table - 6(B)

## Food Security-Targeted Public Distribution System (only AAY)

| Sl. No.     | State/UT Name               | Allocation of Food Grains (Tonnes) | Off take (Tonnes)    | Percentage of offtake w.r.t. Allocation of Food Grains |
|-------------|-----------------------------|------------------------------------|----------------------|--|
|             |                             | April,2009-July,2009               | April,2009-July,2009 |  |
| (1)         | (2)                         | (3)                                | (4)                  | (5)  |
| 1           | ANDHRA PRADESH              | 2,18,096                           | 2,27,552             | 104  |
| 2           | ARUNACHAL PRADESH           | 5,324                              | 5,279                | 99   |
| 3           | ASSAM                       | 98,564                             | 98,921               | 100  |
| 4           | BIHAR                       | 3,39,996                           | 2,96,740             | 87   |
| 5           | CHHATISGARH                 | 1,00,647                           | 1,00,648             | 100  |
| 6           | DELHI                       | 21,028                             | 18,531               | 88   |
| 7           | GOA                         | 2,036                              | 2,045                | 100  |
| 8           | GUJARAT                     | 1,13,360                           | 1,12,859             | 100  |
| 9           | HARYANA                     | 40,940                             | 36,761               | 90   |
| 10          | HIMACHAL PRADESH            | 27,580                             | 29,710               | 108  |
| 11          | JAMMU AND KASHMIR           | 35,796                             | 33,812               | 94   |
| 12          | JHARKHAND                   | 1,28,512                           | 1,29,748             | 101  |
| 13          | KARNATAKA                   | 1,67,964                           | 1,73,111             | 103  |
| 14          | KERALA                      | 83,420                             | 85,871               | 103  |
| 15          | MADHYA PRADESH              | 2,21,420                           | 2,34,212             | 106  |
| 16          | MAHARASHTRA                 | 3,44,960                           | 3,22,238             | 93   |
| 17          | MANIPUR                     | 8,908                              | 11,403               | 128  |
| 18          | MEGHALAYA                   | 9,828                              | 9,732                | 99   |
| 19          | MIZORAM                     | 3,640                              | 3,886                | 107  |
| 20          | NAGALAND                    | 6,656                              | 8,451                | 127  |
| 21          | ORISSA                      | 1,77,040                           | 1,86,733             | 105  |
| 22          | PUDUCHERRY                  | 4,516                              | 3,512                | 78   |
| 23          | PUNJAB                      | 25,120                             | 15,702               | 63   |
| 24          | RAJASTHAN                   | 1,30,496                           | 1,33,260             | 102  |
| 25          | SIKKIM                      | 2,312                              | 2,648                | 115  |
| 26          | TAMIL NADU                  | 2,61,048                           | 2,80,288             | 107  |
| 27          | TRIPURA                     | 15,840                             | 14,889               | 94   |
| 28          | UTTARAKHAND                 | 21,172                             | 21,174               | 100  |
| 29          | UTTAR PRADESH               | 5,73,160                           | 5,49,183             | 96   |
| 30          | WEST BENGAL                 | 2,07,228                           | 1,74,337             | 84   |
| 31          | ANDAMAN AND NICOBAR ISLANDS | 600                                | 463                  | 77   |
| 32          | CHANDIGARH                  | 208                                | 74                   | 36   |
| 33          | DADRA AND NAGAR HAVELI      | 732                                | 183                  | 25   |
| 34          | DAMAN AND DIU               | 212                                | 29                   | 14   |
| 35          | LAKSHADWEEP                 | 164                                | 0                    | 0  |
| Grand Total |                             | 33,98,523                          | 33,23,985            | 98   |

Very Good:(90% or above of targets)

ANDHRA PRADESH, ARUNACHAL PRADESH, ASSAM, CHHATISGARH, GOA, GUJARAT, HARYANA, HIMACHAL PRADESH, JAMMU AND KASHMIR, JHARKHAND, KARNATAKA, KERALA, MADHYA PRADESH, MAHARASHTRA, MANIPUR, MEGHALAYA, MIZORAM, NAGALAND, ORISSA, RAJASTHAN, SIKKIM, TAMIL NADU, TRIPURA, UTTARAKHAND, UTTAR PRADESH

Good:(Between 80% to 90% targets)

BIHAR, DELHI, WEST BENGAL

Poor:(Below 80% of targets)

PUDUCHERRY, PUNJAB, ANDAMAN AND NICOBAR ISLANDS, CHANDIGARH, DADRA AND NAGAR HAVELI, DAMAN AND DIU, LAKSHADWEEP

# Food Security: Targeted Public Distribution System (Only APL)

## Off take

% Achievement of Target  
During April-July, 2009

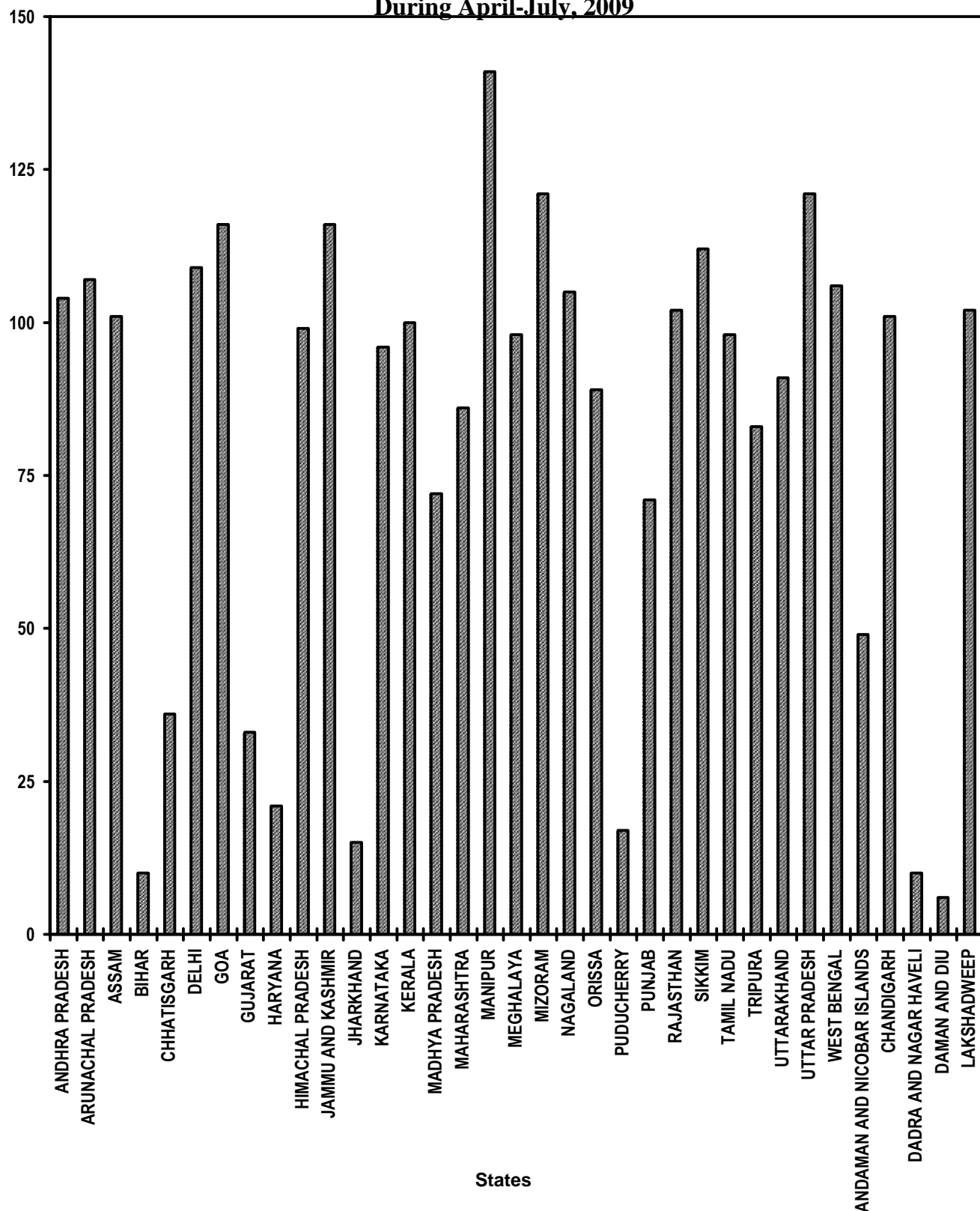


Table - 6(C)

## Food Security - Targeted Public Distribution System (Only APL)

| Sl. No.     | State/UT Name               | Allocation of Food Grains (Tonnes) | Off take (Tonnes)    | Percentage of offtake w.r.t. Allocation of Food Grains |
|-------------|-----------------------------|------------------------------------|----------------------|--|
|             |                             | April,2009-July,2009               | April,2009-July,2009 |  |
| (1)         | (2)                         | (3)                                | (4)                  | (5)  |
| 1           | ANDHRA PRADESH              | 7,03,102                           | 7,28,754             | 104  |
| 2           | ARUNACHAL PRADESH           | 20,020                             | 21,489               | 107  |
| 3           | ASSAM                       | 2,11,780                           | 2,13,615             | 101  |
| 4           | BIHAR                       | 2,14,240                           | 21,329               | 10   |
| 5           | CHHATISGARH                 | 1,01,440                           | 36,336               | 36   |
| 6           | DELHI                       | 1,40,256                           | 1,52,801             | 109  |
| 7           | GOA                         | 10,880                             | 12,653               | 116  |
| 8           | GUJARAT                     | 2,65,487                           | 87,206               | 33   |
| 9           | HARYANA                     | 2,16,360                           | 44,744               | 21   |
| 10          | HIMACHAL PRADESH            | 86,432                             | 85,988               | 99   |
| 11          | JAMMU AND KASHMIR           | 1,49,240                           | 1,73,191             | 116  |
| 12          | JHARKHAND                   | 78,480                             | 11,937               | 15   |
| 13          | KARNATAKA                   | 2,63,120                           | 2,51,369             | 96   |
| 14          | KERALA                      | 1,91,332                           | 1,92,210             | 100  |
| 15          | MADHYA PRADESH              | 3,91,520                           | 2,83,658             | 72   |
| 16          | MAHARASHTRA                 | 4,47,720                           | 3,85,617             | 86   |
| 17          | MANIPUR                     | 12,728                             | 18,007               | 141  |
| 18          | MEGHALAYA                   | 23,472                             | 23,065               | 98   |
| 19          | MIZORAM                     | 18,116                             | 21,839               | 121  |
| 20          | NAGALAND                    | 24,932                             | 26,213               | 105  |
| 21          | ORISSA                      | 1,39,720                           | 1,23,784             | 89   |
| 22          | PUDUCHERRY                  | 5,600                              | 959                  | 17   |
| 23          | PUNJAB                      | 3,39,128                           | 2,41,026             | 71   |
| 24          | RAJASTHAN                   | 2,57,440                           | 2,61,349             | 102  |
| 25          | SIKKIM                      | 8,660                              | 9,684                | 112  |
| 26          | TAMIL NADU                  | 6,05,152                           | 5,91,107             | 98   |
| 27          | TRIPURA                     | 59,368                             | 49,481               | 83   |
| 28          | UTTARAKHAND                 | 68,360                             | 61,934               | 91   |
| 29          | UTTAR PRADESH               | 7,24,913                           | 8,74,210             | 121  |
| 30          | WEST BENGAL                 | 3,73,760                           | 3,95,530             | 106  |
| 31          | ANDAMAN AND NICOBAR ISLANDS | 8,144                              | 3,987                | 49   |
| 32          | CHANDIGARH                  | 7,200                              | 7,237                | 101  |
| 33          | DADRA AND NAGAR HAVELI      | 720                                | 74                   | 10   |
| 34          | DAMAN AND DIU               | 880                                | 50                   | 6  |
| 35          | LAKSHADWEEP                 | 1,120                              | 1,145                | 102  |
| Grand Total |                             | 61,70,822                          | 54,13,578            | 88   |

Very Good:(90% or above of targets)

ANDHRA PRADESH, ARUNACHAL PRADESH, ASSAM, DELHI, GOA, HIMACHAL PRADESH, JAMMU AND KASHMIR, KARNATAKA, KERALA, MANIPUR, MEGHALAYA, MIZORAM, NAGALAND, RAJASTHAN, SIKKIM, TAMIL NADU, UTTARAKHAND, UTTAR PRADESH, WEST BENGAL, CHANDIGARH, LAKSHADWEEP

Good:(Between 80% to 90% targets)

MAHARASHTRA, ORISSA, TRIPURA

Poor:(Below 80% of targets)

BIHAR, CHHATISGARH, GUJARAT, HARYANA, JHARKHAND, MADHYA PRADESH, PUDUCHERRY, PUNJAB, ANDAMAN AND NICOBAR ISLANDS, DADRA AND NAGAR

# Food Security: Targeted Public Distribution System (Only BPL)

## Off take

% Achievement of Target  
During April-July, 2009

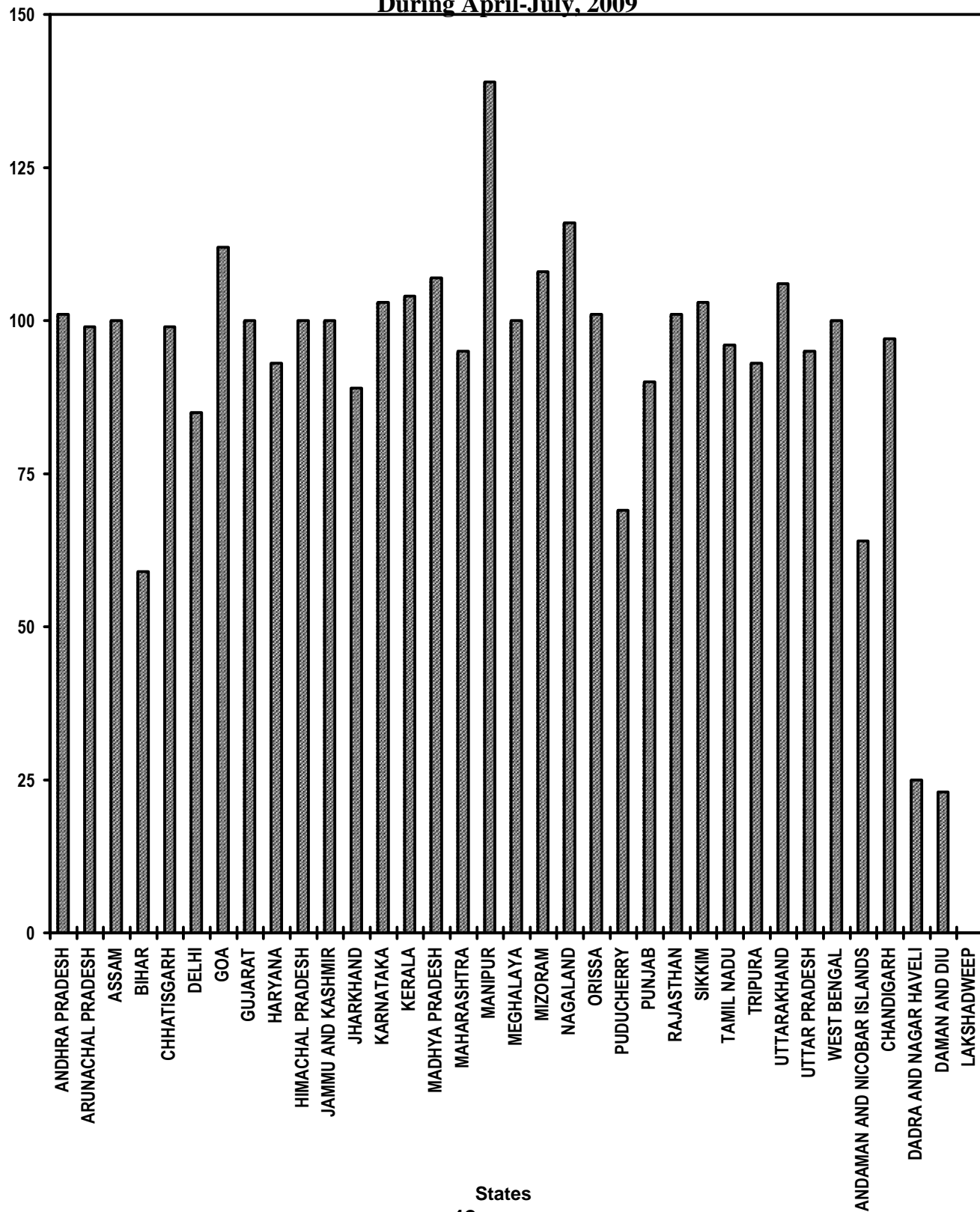


Table - 6(D)

## Food Security - Targeted Public Distribution System (Only BPL)

| Sl. No.     | State/UT Name               | Allocation of Food Grains (Tonnes) | Off take (Tonnes)    | Percentage of offtake w.r.t. Allocation of Food Grains |
|-------------|-----------------------------|------------------------------------|----------------------|--|
|             |                             | April,2009-July,2009               | April,2009-July,2009 |  |
| (1)         | (2)                         | (3)                                | (4)                  | (5)  |
| 1           | ANDHRA PRADESH              | 3,50,696                           | 3,53,154             | 101  |
| 2           | ARUNACHAL PRADESH           | 8,508                              | 8,404                | 99   |
| 3           | ASSAM                       | 1,58,408                           | 1,57,970             | 100  |
| 4           | BIHAR                       | 5,73,268                           | 3,38,823             | 59   |
| 5           | CHHATISGARH                 | 1,61,896                           | 1,59,966             | 99   |
| 6           | DELHI                       | 36,232                             | 30,894               | 85   |
| 7           | GOA                         | 1,820                              | 2,037                | 112  |
| 8           | GUJARAT                     | 1,60,656                           | 1,61,062             | 100  |
| 9           | HARYANA                     | 69,524                             | 64,395               | 93   |
| 10          | HIMACHAL PRADESH            | 44,380                             | 44,423               | 100  |
| 11          | JAMMU AND KASHMIR           | 67,232                             | 67,563               | 100  |
| 12          | JHARKHAND                   | 2,06,652                           | 1,83,200             | 89   |
| 13          | KARNATAKA                   | 2,70,128                           | 2,79,107             | 103  |
| 14          | KERALA                      | 1,34,116                           | 1,39,297             | 104  |
| 15          | MADHYA PRADESH              | 3,56,072                           | 3,79,430             | 107  |
| 16          | MAHARASHTRA                 | 5,69,808                           | 5,41,781             | 95   |
| 17          | MANIPUR                     | 14,336                             | 19,991               | 139  |
| 18          | MEGHALAYA                   | 15,792                             | 15,757               | 100  |
| 19          | MIZORAM                     | 5,880                              | 6,362                | 108  |
| 20          | NAGALAND                    | 10,704                             | 12,391               | 116  |
| 21          | ORISSA                      | 3,88,524                           | 3,92,178             | 101  |
| 22          | PUDUCHERRY                  | 7,188                              | 4,975                | 69   |
| 23          | PUNJAB                      | 40,392                             | 36,351               | 90   |
| 24          | RAJASTHAN                   | 2,09,844                           | 2,12,337             | 101  |
| 25          | SIKKIM                      | 3,768                              | 3,889                | 103  |
| 26          | TAMIL NADU                  | 4,19,744                           | 4,03,535             | 96   |
| 27          | TRIPURA                     | 25,460                             | 23,692               | 93   |
| 28          | UTTARAKHAND                 | 48,552                             | 51,542               | 106  |
| 29          | UTTAR PRADESH               | 9,21,900                           | 8,74,473             | 95   |
| 30          | WEST BENGAL                 | 5,17,860                           | 5,15,665             | 100  |
| 31          | ANDAMAN AND NICOBAR ISLANDS | 1,680                              | 1,081                | 64   |
| 32          | CHANDIGARH                  | 1,068                              | 1,031                | 97   |
| 33          | DADRA AND NAGAR HAVELI      | 1,508                              | 377                  | 25   |
| 34          | DAMAN AND DIU               | 348                                | 81                   | 23   |
| 35          | LAKSHADWEEP                 | 252                                | 0                    | 0  |
| Grand Total |                             | 58,04,196                          | 54,87,214            | 95   |

Very Good:(90% or above of targets)

ANDHRA PRADESH, ARUNACHAL PRADESH, ASSAM, CHHATISGARH, GOA, GUJARAT, HARYANA, HIMACHAL PRADESH, JAMMU AND KASHMIR, KARNATAKA, KERALA, MADHYA PRADESH, MAHARASHTRA, MANIPUR, MEGHALAYA, MIZORAM, NAGALAND, ORISSA, PUNJAB, RAJASTHAN, SIKKIM, TAMIL NADU, TRIPURA, UTTARAKHAND, UTTAR PRADESH, WEST BENGAL, CHANDIGARH

Good:(Between 80% to 90% targets)

DELHI, JHARKHAND

Poor:(Below 80% of targets)

BIHAR, PUDUCHERRY, ANDAMAN AND NICOBAR ISLANDS, DADRA AND NAGAR HAVELI, DAMAN AND DIU, LAKSHADWEEP

# Rural Housing - Indira Awaas Yojana

Houses constructed

% Achievement of Target

During April-July, 2009

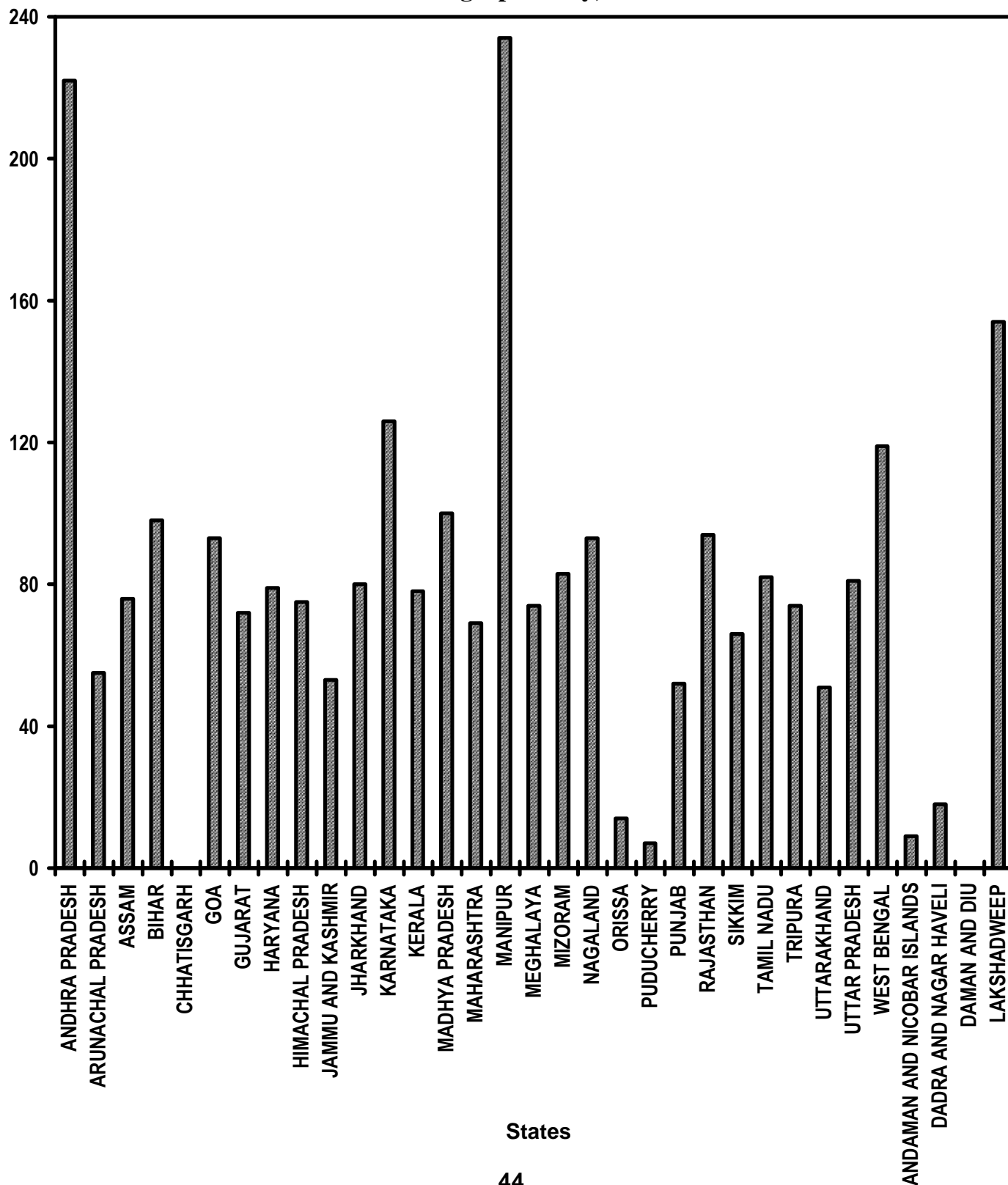




Table - 7

**Rural Housing - Indira Awaas Yojana**  
**Houses constructed**  
**(Unit: Number)**

| Sl. No.            | State/UT Name               | Target           |                       | Achievement April,2009- July,2009 | Percent Achievement April,2009- July,2009 |
|--------------------|-----------------------------|------------------|-----------------------|-----------------------------------|---|
|                    |                             | 2009-2010        | April,2009- July,2009 |                                   |   |
| (1)                | (2)                         | (3)              | (4)                   | (5)                               | (5)/(4)                                   |
| 1                  | ANDHRA PRADESH              | 3,71,982         | 61,996                | 1,37,536                          | 222                                       |
| 2                  | ARUNACHAL PRADESH           | 10,873           | 1,811                 | 990 *                             | 55  |
| 3                  | ASSAM                       | 2,40,446         | 40,075                | 30,553                            | 76  |
| 4                  | BIHAR                       | 10,98,001        | 1,83,000              | 1,79,246                          | 98  |
| 5                  | CHHATISGARH                 | 57,520           | 9,586                 | 0                                 | 0   |
| 6                  | GOA                         | 2,291            | 381                   | 355                               | 93  |
| 7                  | GUJARAT                     | 1,82,429         | 30,405                | 21,924                            | 72  |
| 8                  | HARYANA                     | 25,611           | 4,269                 | 3,360                             | 79  |
| 9                  | HIMACHAL PRADESH            | 8,212            | 1,369                 | 1,028                             | 75  |
| 10                 | JAMMU AND KASHMIR           | 25,508           | 4,251                 | 2,274                             | 53  |
| 11                 | JHARKHAND                   | 97,926           | 16,320                | 13,102                            | 80  |
| 12                 | KARNATAKA                   | 1,43,311         | 23,885                | 30,184                            | 126                                       |
| 13                 | KERALA                      | 79,695           | 13,284                | 10,383                            | 78  |
| 14                 | MADHYA PRADESH              | 1,14,396         | 19,065                | 19,037                            | 100                                       |
| 15                 | MAHARASHTRA                 | 2,24,323         | 37,386                | 25,978                            | 69  |
| 16                 | MANIPUR                     | 9,439            | 1,574                 | 3,690                             | 234                                       |
| 17                 | MEGHALAYA                   | 16,440           | 2,740                 | 2,029                             | 74  |
| 18                 | MIZORAM                     | 3,504            | 585                   | 485                               | 83  |
| 19                 | NAGALAND                    | 10,878           | 1,814                 | 1,680                             | 93  |
| 20                 | ORISSA                      | 2,15,715         | 35,954                | 5,117                             | 14  |
| 21                 | PUDUCHERRY                  | 1,370            | 229                   | 15                                | 7   |
| 22                 | PUNJAB                      | 31,674           | 5,280                 | 2,738                             | 52  |
| 23                 | RAJASTHAN                   | 91,670           | 15,279                | 14,418                            | 94  |
| 24                 | SIKKIM                      | 2,080            | 346                   | 229                               | 66  |
| 25                 | TAMIL NADU                  | 1,48,928         | 24,821                | 20,317                            | 82  |
| 26                 | TRIPURA                     | 21,182           | 3,530                 | 2,615                             | 74  |
| 27                 | UTTARAKHAND                 | 22,476           | 3,745                 | 1,907                             | 51  |
| 28                 | UTTAR PRADESH               | 4,93,156         | 82,194                | 66,468                            | 81  |
| 29                 | WEST BENGAL                 | 2,97,564         | 49,595                | 59,018                            | 119                                       |
| 30                 | ANDAMAN AND NICOBAR ISLANDS | 2,750            | 459                   | 41                                | 9   |
| 31                 | DADRA AND NAGAR HAVELI      | 458              | 76                    | 14                                | 18  |
| 32                 | DAMAN AND DIU               | 205              | 35                    | 0                                 | 0   |
| 33                 | LAKSHADWEEP                 | 229              | 39                    | 60                                | 154                                       |
| <b>Grand Total</b> |                             | <b>40,52,242</b> | <b>6,75,378</b>       | <b>6,56,791</b>                   | <b>97</b>                                 |

**Very Good:(90% or above of targets)**

ANDHRA PRADESH, BIHAR, GOA, KARNATAKA, MADHYA PRADESH, MANIPUR, NAGALAND, RAJASTHAN, WEST BENGAL, LAKSHADWEEP

**Good:(Between 80% to 90% targets)**

JHARKHAND, MIZORAM, TAMIL NADU, UTTAR PRADESH

**Poor:(Below 80% of targets)**

ARUNACHAL PRADESH, ASSAM, CHHATISGARH, GUJARAT, HARYANA, HIMACHAL PRADESH, JAMMU AND KASHMIR, KERALA, MAHARASHTRA, MEGHALAYA, ORISSA, PUDUCHERRY, PUNJAB, SIKKIM, TRIPURA, UTTARAKHAND, ANDAMAN AND NICOBAR ISLANDS, DADRA AND NAGAR HAVELI, DAMAN AND DIU

\* Figures furnished by Ministry of Rural Development

# EWS/LIG Houses in Urban Areas

Houses constructed

% Achievement of Target

During April-July, 2009

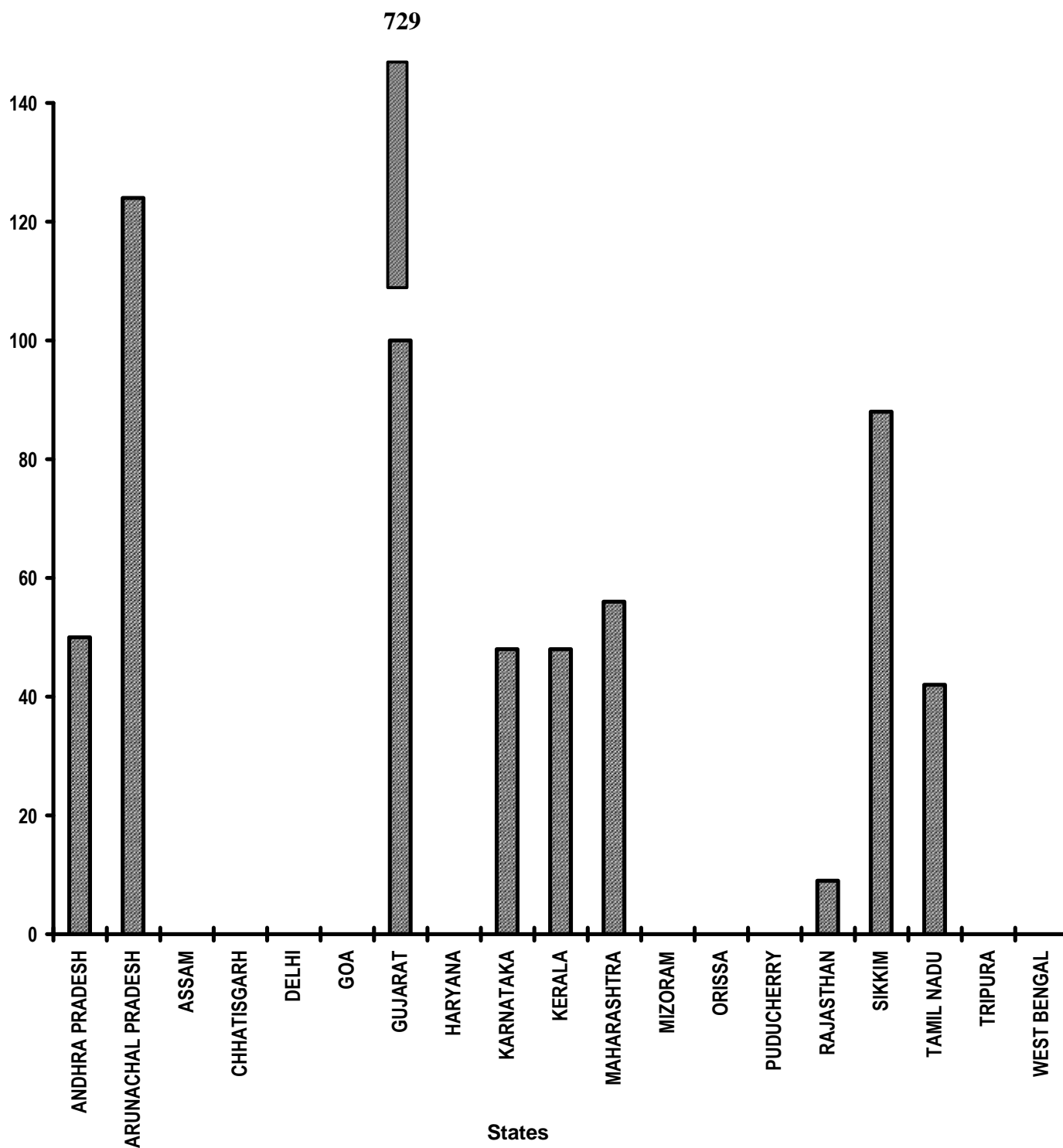


Table - 8

**EWS/LIG Houses in Urban Areas**  
**Houses constructed**  
**(Unit: Number)**

| Sl. No.            | State/UT Name     | Target          |                          | Achievement              | Percent                                 |
|--------------------|-------------------|-----------------|--------------------------|--------------------------|---|
|                    |                   | 2009-2010       | April,2009-<br>July,2009 | April,2009-<br>July,2009 | Achievement<br>April,2009-<br>July,2009 |
| (1)                | (2)               | (3)             | (4)                      | (5)                      | (5)/(4)                                 |
| 1                  | ANDHRA PRADESH    | 90,000          | 30,000                   | 15,143                   | 50                                      |
| 2                  | ARUNACHAL PRADESH | 100             | 33                       | 41                       | 124                                     |
| 3                  | ASSAM *           | 293             | 96                       | 0                        | 0                                       |
| 4                  | CHHATISGARH       | 10,000          | 3,333                    | 0                        | 0                                       |
| 5                  | DELHI             | 6,896           | 2,298                    | 0                        | 0                                       |
| 6                  | GOA *             | 130             | 42                       | 0                        | 0                                       |
| 7                  | GUJARAT           | 10,000          | 3,333                    | 24,314                   | 729                                     |
| 8                  | HARYANA           | 701             | 233                      | 0                        | 0                                       |
| 9                  | KARNATAKA *       | 10,000          | 3,332                    | 1,598                    | 48                                      |
| 10                 | KERALA            | 2,200           | 732                      | 351                      | 48                                      |
| 11                 | MAHARASHTRA *     | 14,033          | 4,676                    | 2,635                    | 56                                      |
| 12                 | MIZORAM *         | 1,512           | 504                      | 0                        | 0                                       |
| 13                 | ORISSA            | 208             | 69                       | 0                        | 0                                       |
| 14                 | PUDUCHERRY *      | 233             | 76                       | 0                        | 0                                       |
| 15                 | RAJASTHAN *       | 2,288           | 760                      | 72                       | 9                                       |
| 16                 | SIKKIM            | 25              | 8                        | 7                        | 88                                      |
| 17                 | TAMIL NADU        | 10,000          | 3,333                    | 1,399                    | 42                                      |
| 18                 | TRIPURA *         | 456             | 152                      | 0                        | 0                                       |
| 19                 | WEST BENGAL *     | 632             | 208                      | 0                        | 0                                       |
| <b>Grand Total</b> |                   | <b>1,59,707</b> | <b>53,218</b>            | <b>45,560</b>            | <b>86</b>                               |

**Very Good:(90% or above of targets)**

ARUNACHAL PRADESH, GUJARAT

**Good:(Between 80% to 90% targets)**

SIKKIM

**Poor:(Below 80% of targets)**

ANDHRA PRADESH, ASSAM, CHHATISGARH, DELHI, GOA, HARYANA, KARNATAKA, KERALA, MAHARASHTRA, MIZORAM, ORISSA, PUDUCHERRY, RAJASTHAN, TAMIL NADU, TRIPURA, WEST BENGAL

\* Targets of nine States have not been received from concerned nodal Ministry.  
so the target of 2008-09 repeated for these states provisionally.

Table - 9(A)

**Rural Areas - Accelerated Rural Water Supply Programme**  
**Habitations covered (NC and PC)**  
**(Unit: Number)**

| Sl. No. State/UT<br>Name |             | Target    |                          | Achievement              | Percent                                 |
|--------------------------|-------------|-----------|--------------------------|--------------------------|---|
|                          |             | 2009-2010 | April,2009-<br>July,2009 | April,2009-<br>July,2009 | Achievement<br>April,2009-<br>July,2009 |
| (1)                      | (2)         | (3)       | (4)                      | (5)                      | (5)/(4)                                 |
| 1                        | PUNJAB      | 296       | 49                       | 11                       | 22                                      |
| 2                        | RAJASTHAN   | 406       | 67                       | 36                       | 54                                      |
| 3                        | UTTARAKHAND | 46        | 8                        | 0                        | 0                                       |
| <i>Grand Total</i>       |             | 748       | 124                      | 47                       | 38                                      |

Poor:(Below 80% of targets)

PUNJAB, RAJASTHAN, UTTARAKHAND

# Rural Areas - Accelerated Rural Water Supply Programme

## Slipped back habitations and habitations with water quality problems addressed

% Achievement of Target

During April-July, 2009

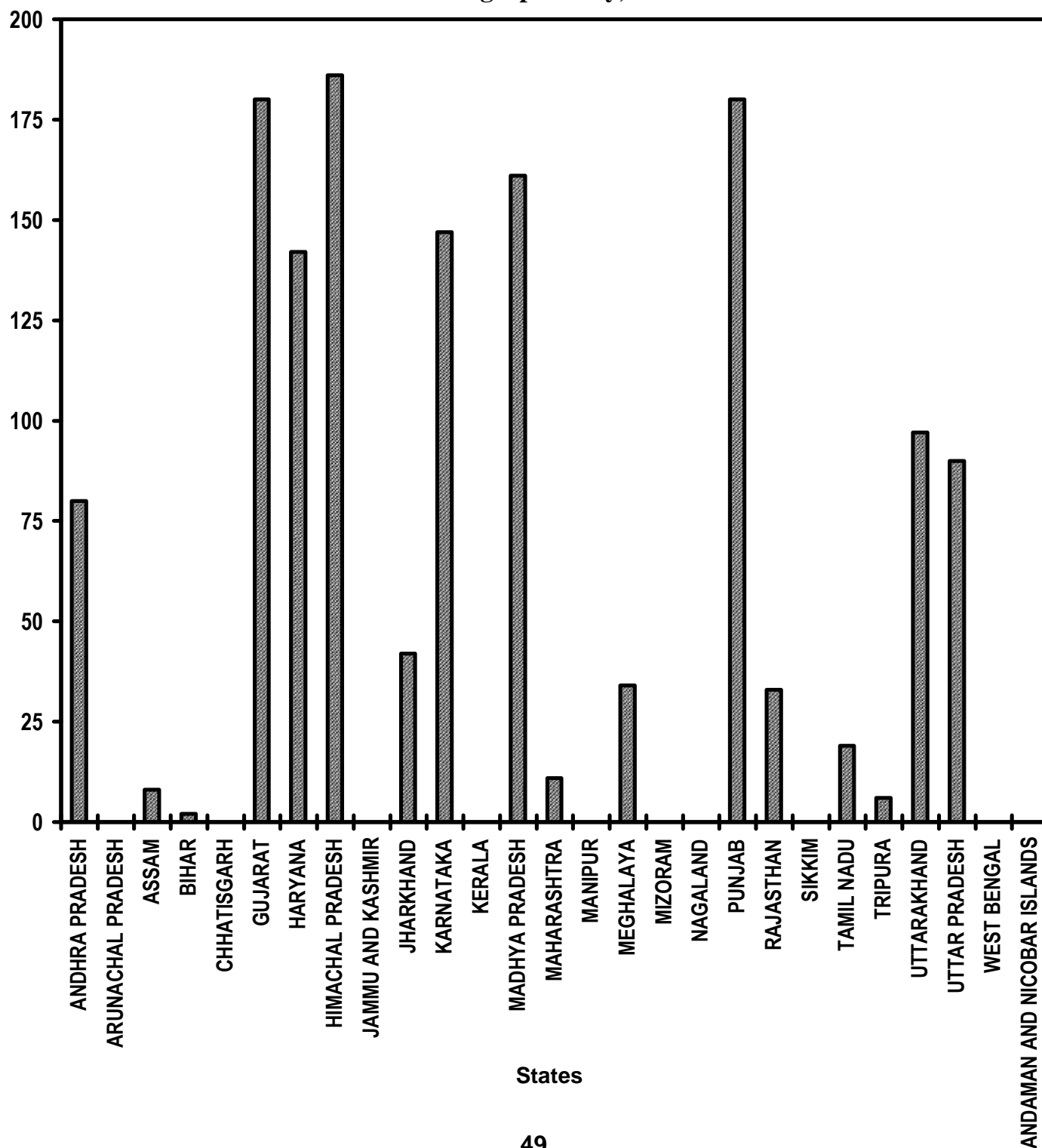


Table - 9(B)

**Rural Areas - Accelerated Rural Water Supply Programme**  
**Slipped back habitations and habitations with water quality problems addressed-ARWSP**  
**(Unit: Number)**

| Sl. No.            | State/UT Name               | Target          |                          | Achievement              | Percent                                 |
|--------------------|-----------------------------|-----------------|--------------------------|--------------------------|---|
|                    |                             | 2009-2010       | April,2009-<br>July,2009 | April,2009-<br>July,2009 | Achievement<br>April,2009-<br>July,2009 |
| (1)                | (2)                         | (3)             | (4)                      | (5)                      | (5)/(4)                                 |
| 1                  | ANDHRA PRADESH              | 8,500           | 1,416                    | 1,135                    | 80                                      |
| 2                  | ARUNACHAL PRADESH           | 2,400           | 400                      | 0                        | 0                                       |
| 3                  | ASSAM                       | 23,000          | 3,833                    | 294                      | 8                                       |
| 4                  | BIHAR                       | 44,015          | 7,335                    | 118                      | 2                                       |
| 5                  | CHHATISGARH                 | 3,500           | 583                      | 0                        | 0                                       |
| 6                  | GUJARAT                     | 1,396           | 233                      | 419                      | 180                                     |
| 7                  | HARYANA                     | 950             | 158                      | 225                      | 142                                     |
| 8                  | HIMACHAL PRADESH            | 5,000           | 833                      | 1,550                    | 186                                     |
| 9                  | JAMMU AND KASHMIR           | 4,700           | 783                      | 0                        | 0                                       |
| 10                 | JHARKHAND                   | 1,552           | 258                      | 109                      | 42                                      |
| 11                 | KARNATAKA                   | 13,000          | 2,166                    | 3,184                    | 147                                     |
| 12                 | KERALA                      | 395             | 65                       | 0                        | 0                                       |
| 13                 | MADHYA PRADESH              | 4,500           | 750                      | 1,210                    | 161                                     |
| 14                 | MAHARASHTRA                 | 8,605           | 1,433                    | 163                      | 11                                      |
| 15                 | MANIPUR                     | 730             | 121                      | 0                        | 0                                       |
| 16                 | MEGHALAYA                   | 500             | 83                       | 28                       | 34                                      |
| 17                 | MIZORAM                     | 300             | 50                       | 0                        | 0                                       |
| 18                 | NAGALAND                    | 200             | 33                       | 0                        | 0                                       |
| 19                 | PUNJAB                      | 1,506           | 251                      | 452                      | 180                                     |
| 20                 | RAJASTHAN                   | 10,523          | 1,753                    | 580                      | 33                                      |
| 21                 | SIKKIM                      | 300             | 50                       | 0                        | 0                                       |
| 22                 | TAMIL NADU                  | 7,000           | 1,166                    | 220                      | 19                                      |
| 23                 | TRIPURA                     | 3,132           | 521                      | 29                       | 6                                       |
| 24                 | UTTARAKHAND                 | 1,164           | 193                      | 188                      | 97                                      |
| 25                 | UTTAR PRADESH               | 2,000           | 333                      | 301                      | 90                                      |
| 26                 | WEST BENGAL                 | 9,093           | 1,515                    | 0                        | 0                                       |
| 27                 | ANDAMAN AND NICOBAR ISLANDS | 42              | 7                        | 0                        | 0                                       |
| <b>Grand Total</b> |                             | <b>1,58,003</b> | <b>26,322</b>            | <b>10,205</b>            | <b>39</b>                               |

**Very Good:(90% or above of targets)**

GUJARAT, HARYANA, HIMACHAL PRADESH, KARNATAKA, MADHYA PRADESH, PUNJAB, UTTARAKHAND, UTTAR PRADESH

**Good:(Between 80% to 90% targets)**

ANDHRA PRADESH

**Poor:(Below 80% of targets)**

ARUNACHAL PRADESH, ASSAM, BIHAR, CHHATISGARH, JAMMU AND KASHMIR, JHARKHAND, KERALA, MAHARASHTRA, MANIPUR, MEGHALAYA, MIZORAM, NAGALAND, RAJASTHAN, SIKKIM, TAMIL NADU, TRIPURA, WEST BENGAL, ANDAMAN AND NICOBAR ISLANDS

Table - 10

**Sanitation Programme in Rural Areas  
(Unit: Number)**

|                    |                             | <b>Individual<br/>Household<br/>latrines<br/>constructed<br/>(Number)<br/>April,2009-<br/>July,2009</b> |
|--------------------|-----------------------------|---|
| <b>Sl. No.</b>     | <b>State/UT<br/>Name</b>    |   |
| <b>(1)</b>         | <b>(2)</b>                  | <b>(3)</b>  |
| 1                  | ANDHRA PRADESH              | 4,05,422  |
| 2                  | ARUNACHAL PRADESH           | 3,169   |
| 3                  | ASSAM                       | 72,067  |
| 4                  | BIHAR                       | 3,34,500  |
| 5                  | CHHATISGARH                 | 1,15,794  |
| 6                  | DELHI                       | 0   |
| 7                  | GOA                         | 0   |
| 8                  | GUJARAT                     | 1,87,939  |
| 9                  | HARYANA                     | 1,06,182  |
| 10                 | HIMACHAL PRADESH            | 1,81,887  |
| 11                 | JAMMU AND KASHMIR           | 1,770   |
| 12                 | JHARKHAND                   | 1,29,263  |
| 13                 | KARNATAKA                   | 2,84,944  |
| 14                 | KERALA                      | 43,573  |
| 15                 | MADHYA PRADESH              | 5,19,236  |
| 16                 | MAHARASHTRA                 | 2,70,592  |
| 17                 | MANIPUR                     | 7,572   |
| 18                 | MEGHALAYA                   | 8,599   |
| 19                 | MIZORAM                     | 5,801   |
| 20                 | NAGALAND                    | 1,549   |
| 21                 | ORISSA                      | 1,18,109  |
| 22                 | PUDUCHERRY                  | 208   |
| 23                 | PUNJAB                      | 35,256  |
| 24                 | RAJASTHAN                   | 1,94,202  |
| 25                 | SIKKIM                      | 0   |
| 26                 | TAMIL NADU                  | 2,95,083  |
| 27                 | TRIPURA                     | 3,778   |
| 28                 | UTTARAKHAND                 | 30,126  |
| 29                 | UTTAR PRADESH               | 1,78,093  |
| 30                 | WEST BENGAL                 | 94,902  |
| 31                 | ANDAMAN AND NICOBAR ISLANDS | 0   |
| 32                 | CHANDIGARH                  | 0   |
| 33                 | DADRA AND NAGAR HAVELI      | 0   |
| 34                 | DAMAN AND DIU               | 0   |
| 35                 | LAKSHADWEEP                 | 0   |
| <b>Grand Total</b> |                             | <b>36,29,616</b>  |

Table - 11

**Institutional Delivery**  
**(Unit: Number)**

|                    |                             | <b>Delivery in<br/>institutions<br/>(Number)<br/>April,2009-<br/>July,2009</b> |
|--------------------|-----------------------------|--|
| <b>Sl. No.</b>     | <b>State/UT<br/>Name</b>    |  |
| <b>(1)</b>         | <b>(2)</b>                  | <b>(3)</b>   |
| 1                  | ANDHRA PRADESH              | 4,56,275   |
| 2                  | ARUNACHAL PRADESH           | 7,961  |
| 3                  | ASSAM                       | 1,08,626   |
| 4                  | BIHAR                       | 72,501   |
| 5                  | CHHATISGARH                 | 41,444   |
| 6                  | DELHI                       | 50,014   |
| 7                  | GOA                         | 6,689  |
| 8                  | GUJARAT                     | 1,92,155   |
| 9                  | HARYANA                     | 1,76,215   |
| 10                 | HIMACHAL PRADESH            | 15,936   |
| 11                 | JAMMU AND KASHMIR           | 42,953   |
| 12                 | JHARKHAND                   | 78,741   |
| 13                 | KARNATAKA                   | 2,90,428   |
| 14                 | KERALA                      | 1,48,942   |
| 15                 | MADHYA PRADESH              | 3,38,835   |
| 16                 | MAHARASHTRA                 | 2,65,854   |
| 17                 | MANIPUR                     | 6,634  |
| 18                 | MEGHALAYA                   | 6,951  |
| 19                 | MIZORAM                     | 0  |
| 20                 | NAGALAND                    | 1,168  |
| 21                 | ORISSA                      | 1,69,500   |
| 22                 | PUDUCHERRY                  | 10,274   |
| 23                 | PUNJAB                      | 73,655   |
| 24                 | RAJASTHAN                   | 3,38,587   |
| 25                 | SIKKIM                      | 2,011  |
| 26                 | TAMIL NADU                  | 3,56,792   |
| 27                 | TRIPURA                     | 5,024  |
| 28                 | UTTARAKHAND                 | 25,254   |
| 29                 | UTTAR PRADESH               | 5,80,438   |
| 30                 | WEST BENGAL                 | 0  |
| 31                 | ANDAMAN AND NICOBAR ISLANDS | 1,513  |
| 32                 | CHANDIGARH                  | 5,713  |
| 33                 | DADRA AND NAGAR HAVELI      | 1,009  |
| 34                 | DAMAN AND DIU               | 824  |
| 35                 | LAKSHADWEEP                 | 221  |
| <b>Grand Total</b> |                             | <b>38,79,137</b>   |



# SC Families Assisted

% Achievement of Target

During April-July, 2009

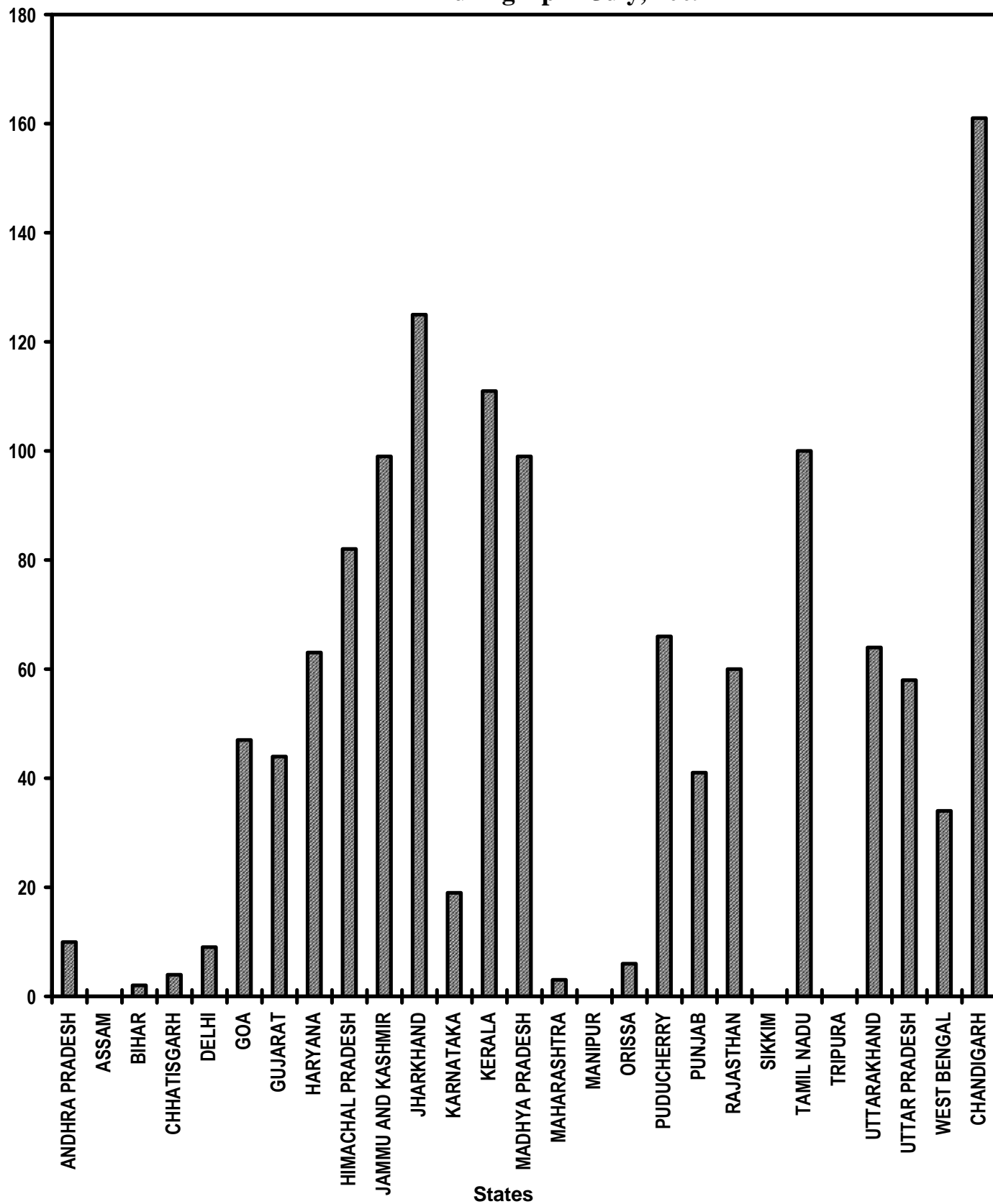


Table - 12

**SC Families Assisted**  
(Unit: Number)

| Sl. No.            | State/UT Name     | Target *         |                      | Achievement          | Percent Achievement  |
|--------------------|-------------------|------------------|----------------------|----------------------|----------------------|
|                    |                   | 2009-2010        | April,2009-July,2009 | April,2009-July,2009 | April,2009-July,2009 |
| (1)                | (2)               | (3)              | (4)                  | (5)                  | (5)/(4)              |
| 1                  | ANDHRA PRADESH    | 4,50,000         | 1,50,000             | 14,288               | 10                   |
| 2                  | ASSAM             | 44,000           | 14,664               | 0                    | 0                    |
| 3                  | BIHAR             | 2,55,000         | 85,000               | 1,501                | 2                    |
| 4                  | CHHATISGARH       | 3,75,000         | 1,25,000             | 4,728                | 4                    |
| 5                  | DELHI             | 5,000            | 1,664                | 149                  | 9                    |
| 6                  | GOA               | 550              | 180                  | 85                   | 47                   |
| 7                  | GUJARAT           | 1,40,000         | 46,664               | 20,536               | 44                   |
| 8                  | HARYANA           | 88,500           | 29,500               | 18,608               | 63                   |
| 9                  | HIMACHAL PRADESH  | 58,000           | 19,332               | 15,851               | 82                   |
| 10                 | JAMMU AND KASHMIR | 1,100            | 364                  | 362                  | 99                   |
| 11                 | JHARKHAND         | 5,50,000         | 1,83,332             | 2,29,403             | 125                  |
| 12                 | KARNATAKA         | 5,00,000         | 1,66,664             | 31,099               | 19                   |
| 13                 | KERALA            | 33,000           | 11,000               | 12,216               | 111                  |
| 14                 | MADHYA PRADESH    | 2,43,000         | 81,000               | 79,824               | 99                   |
| 15                 | MAHARASHTRA       | 1,54,000         | 51,332               | 1,329                | 3                    |
| 16                 | MANIPUR           | 550              | 180                  | 0                    | 0                    |
| 17                 | ORISSA            | 72,600           | 24,200               | 1,571                | 6                    |
| 18                 | PUDUCHERRY        | 5,000            | 1,664                | 1,096                | 66                   |
| 19                 | PUNJAB            | 88,000           | 29,332               | 11,989               | 41                   |
| 20                 | RAJASTHAN         | 4,12,000         | 1,37,332             | 82,873               | 60                   |
| 21                 | SIKKIM            | 2,200            | 732                  | 0                    | 0                    |
| 22                 | TAMIL NADU        | 9,00,000         | 3,00,000             | 3,00,900             | 100                  |
| 23                 | TRIPURA           | 22,000           | 7,332                | 0                    | 0                    |
| 24                 | UTTARAKHAND       | 7,000            | 2,332                | 1,500                | 64                   |
| 25                 | UTTAR PRADESH     | 2,57,000         | 85,664               | 49,878               | 58                   |
| 26                 | WEST BENGAL       | 1,10,000         | 36,664               | 12,499               | 34                   |
| 27                 | CHANDIGARH        | 700              | 232                  | 374                  | 161                  |
| <b>Grand Total</b> |                   | <b>47,74,200</b> | <b>15,91,360</b>     | <b>8,92,659</b>      | <b>56</b>            |

**Very Good:(90% or above of targets)**

**JAMMU AND KASHMIR, JHARKHAND, KERALA, MADHYA PRADESH, TAMIL NADU, CHANDIGARH**

**Good:(Between 80% to 90% targets)**

**HIMACHAL PRADESH**

**Poor:(Below 80% of targets)**

**ANDHRA PRADESH, ASSAM, BIHAR, CHHATISGARH, DELHI, GOA, GUJARAT, HARYANA, KARNATAKA,**

\* Target have not been received from the Ministry of Social Justice & Empowerment for last two years  
i.e. for 2008-09 & 2009-10 so the target for the year 2007-08 has been repeated .

# Universalization of ICDS Scheme

## ICDS Blocks Operational (Cumulative)

% Achievement of Target  
During April-July, 2009

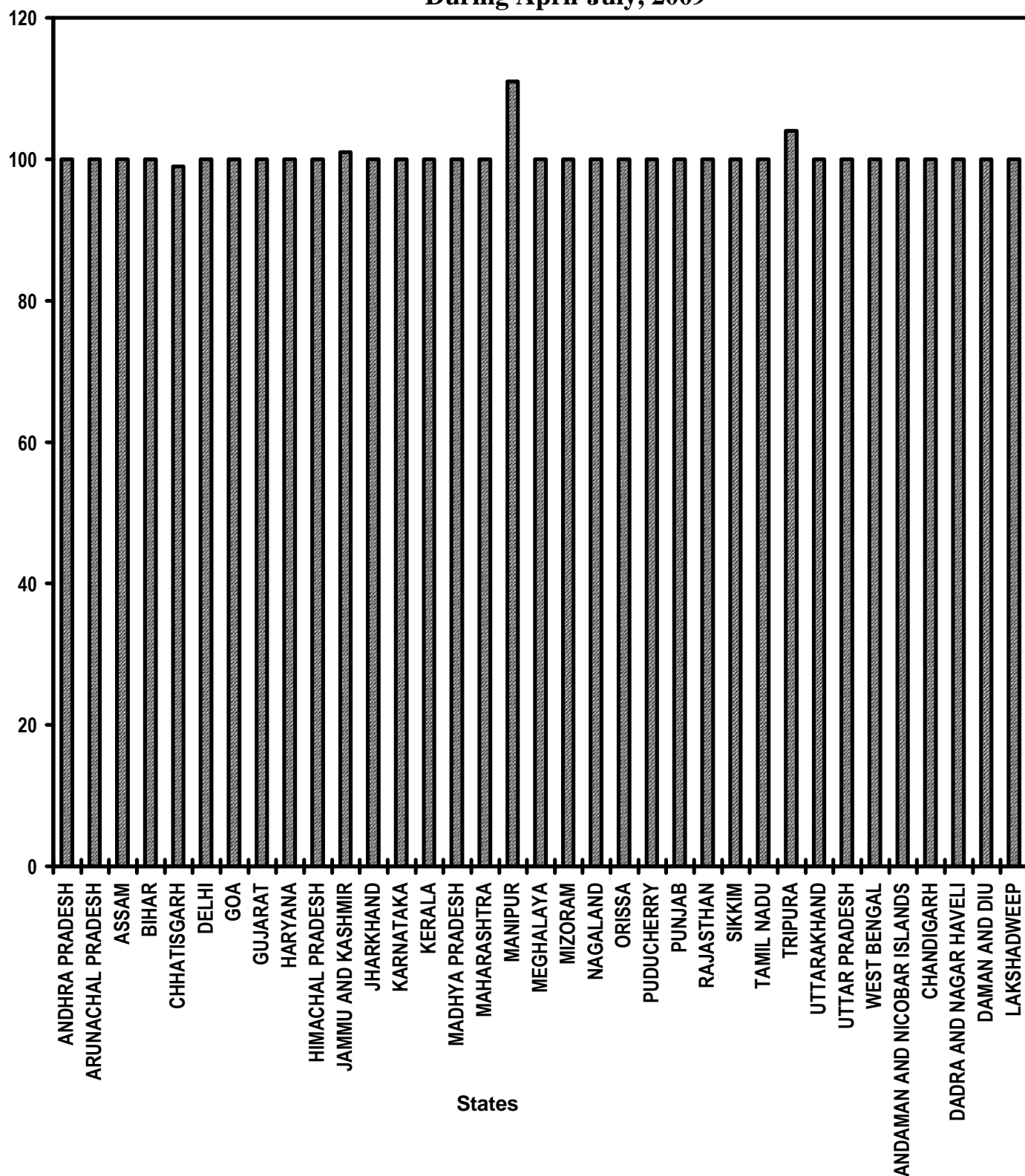


Table - 13

**Universalization of ICDS Scheme**  
**ICDS Blocks Operational (Cumulative)**  
**(Unit: Number)**

| Sl. No.            | State/UT Name               | Target       |                       | Achievement April,2009- July,2009 | Percent Achievement April,2009- July,2009 |
|--------------------|-----------------------------|--------------|-----------------------|-----------------------------------|---|
|                    |                             | 2009-2010    | April,2009- July,2009 |                                   |   |
| (1)                | (2)                         | (3)          | (4)                   | (5)                               | (5)/(4)                                   |
| 1                  | ANDHRA PRADESH              | 387          | 385                   | 385                               | 100                                       |
| 2                  | ARUNACHAL PRADESH           | 93           | 85                    | 85                                | 100                                       |
| 3                  | ASSAM                       | 228          | 223                   | 223                               | 100                                       |
| 4                  | BIHAR                       | 545          | 545                   | 544                               | 100                                       |
| 5                  | CHHATISGARH                 | 343          | 163                   | 161                               | 99  |
| 6                  | DELHI                       | 55           | 50                    | 50                                | 100                                       |
| 7                  | GOA                         | 11           | 11                    | 11                                | 100                                       |
| 8                  | GUJARAT                     | 336          | 260                   | 260                               | 100                                       |
| 9                  | HARYANA                     | 148          | 137                   | 137                               | 100                                       |
| 10                 | HIMACHAL PRADESH            | 76           | 76                    | 76                                | 100                                       |
| 11                 | JAMMU AND KASHMIR           | 140          | 140                   | 141                               | 101                                       |
| 12                 | JHARKHAND                   | 204          | 204                   | 204                               | 100                                       |
| 13                 | KARNATAKA                   | 185          | 185                   | 185                               | 100                                       |
| 14                 | KERALA                      | 258          | 163                   | 163                               | 100                                       |
| 15                 | MADHYA PRADESH              | 453          | 367                   | 367                               | 100                                       |
| 16                 | MAHARASHTRA                 | 553          | 451                   | 449                               | 100                                       |
| 17                 | MANIPUR                     | 42           | 38                    | 42                                | 111                                       |
| 18                 | MEGHALAYA                   | 41           | 41                    | 41                                | 100                                       |
| 19                 | MIZORAM                     | 27           | 23                    | 23                                | 100                                       |
| 20                 | NAGALAND                    | 59           | 56                    | 56                                | 100                                       |
| 21                 | ORISSA                      | 326          | 326                   | 326                               | 100                                       |
| 22                 | PUDUCHERRY                  | 5            | 5                     | 5                                 | 100                                       |
| 23                 | PUNJAB                      | 154          | 148                   | 148                               | 100                                       |
| 24                 | RAJASTHAN                   | 304          | 278                   | 278                               | 100                                       |
| 25                 | SIKKIM                      | 13           | 11                    | 11                                | 100                                       |
| 26                 | TAMIL NADU                  | 434          | 434                   | 434                               | 100                                       |
| 27                 | TRIPURA                     | 54           | 54                    | 56                                | 104                                       |
| 28                 | UTTARAKHAND                 | 105          | 99                    | 99                                | 100                                       |
| 29                 | UTTAR PRADESH               | 897          | 897                   | 897                               | 100                                       |
| 30                 | WEST BENGAL                 | 576          | 416                   | 414                               | 100                                       |
| 31                 | ANDAMAN AND NICOBAR ISLANDS | 5            | 5                     | 5                                 | 100                                       |
| 32                 | CHANDIGARH                  | 3            | 3                     | 3                                 | 100                                       |
| 33                 | DADRA AND NAGAR HAVELI      | 2            | 2                     | 2                                 | 100                                       |
| 34                 | DAMAN AND DIU               | 2            | 2                     | 2                                 | 100                                       |
| 35                 | LAKSHADWEEP                 | 9            | 3                     | 3                                 | 100                                       |
| <b>Grand Total</b> |                             | <b>7,073</b> | <b>6,286</b>          | <b>6,286</b>                      | <b>100</b>                                |

**Very Good:(90% or above of targets)**

ANDHRA PRADESH, ARUNACHAL PRADESH, ASSAM, BIHAR, CHHATISGARH, DELHI, GOA, GUJARAT, HARYANA, HIMACHAL PRADESH, JAMMU AND KASHMIR, JHARKHAND, KARNATAKA, KERALA, MADHYA PRADESH, MAHARASHTRA, MANIPUR, MEGHALAYA, MIZORAM, NAGALAND, ORISSA, PUDUCHERRY, PUNJAB, RAJASTHAN, SIKKIM, TAMIL NADU, TRIPURA, UTTARAKHAND, UTTAR PRADESH, WEST BENGAL, ANDAMAN AND NICOBAR ISLANDS, CHANDIGARH, DADRA AND NAGAR HAVELI, DAMAN AND DIU, LAKSHADWEEP

# Functional Anganwadis

(Cumulative)

% Achievement of Target

During April-July, 2009

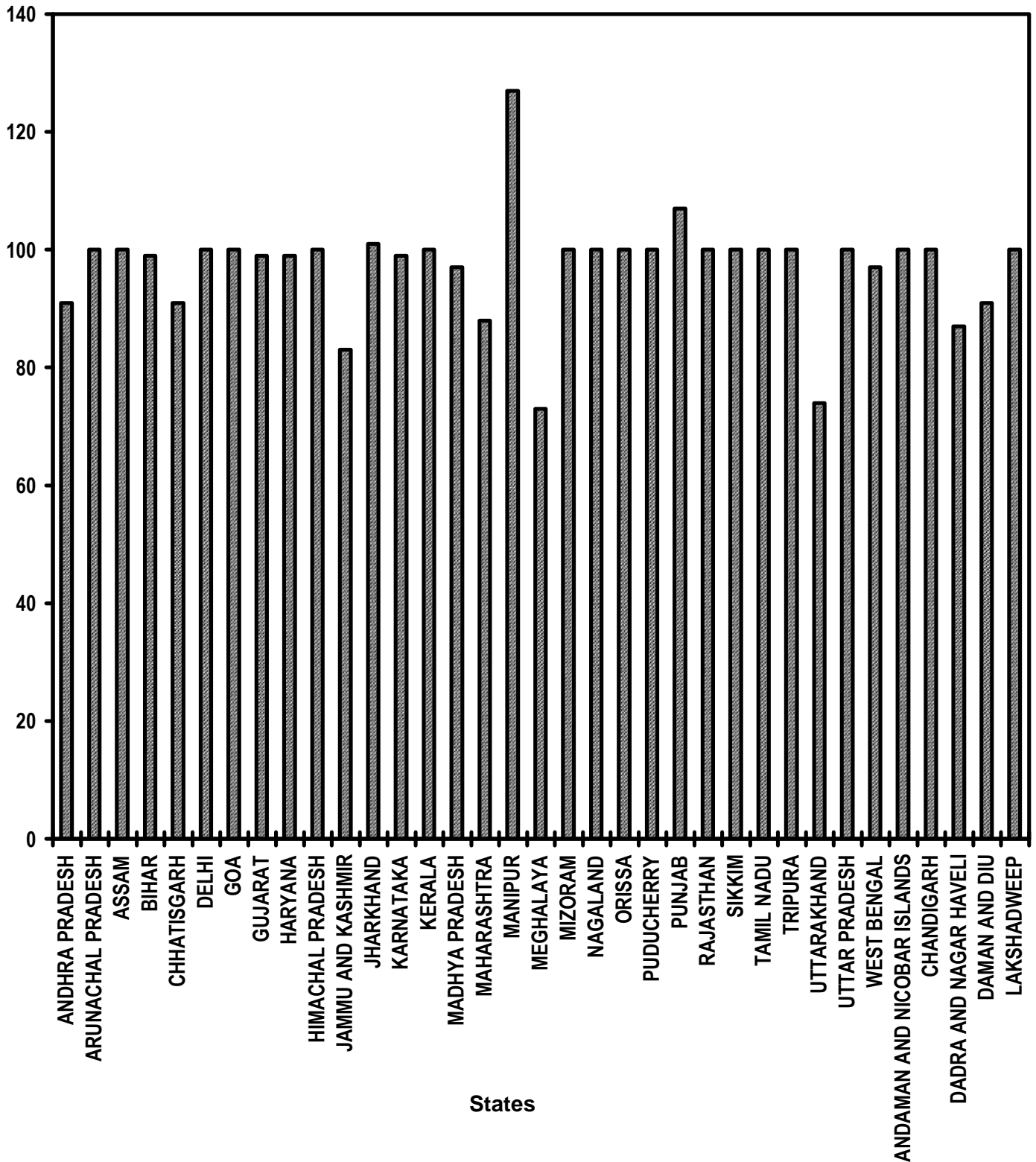


Table - 14

**Functional Anganwadis**  
**Anganwadis Functional (Cumulative)**  
**(Unit: Number)**

| Sl. No.            | State/UT Name               | Target    |                       | Achievement April,2009- July,2009 | Percent Achievement April,2009- July,2009 |
|--------------------|-----------------------------|-----------|-----------------------|-----------------------------------|---|
|                    |                             | 2009-2010 | April,2009- July,2009 |                                   |   |
| (1)                | (2)                         | (3)       | (4)                   | (5)                               | (5)/(4)                                   |
| 1                  | ANDHRA PRADESH              | 91,307    | 81,564                | 73,944                            | 91  |
| 2                  | ARUNACHAL PRADESH           | 6,028     | 4,277                 | 4,277                             | 100                                       |
| 3                  | ASSAM                       | 59,695    | 37,082                | 37,082                            | 100                                       |
| 4                  | BIHAR                       | 91,968    | 81,088                | 80,211                            | 99  |
| 5                  | CHHATISGARH                 | 64,390    | 37,256                | 33,869                            | 91  |
| 6                  | DELHI                       | 6,606     | 6,106                 | 6,106                             | 100                                       |
| 7                  | GOA                         | 1,212     | 1,112                 | 1,112                             | 100                                       |
| 8                  | GUJARAT                     | 48,617    | 44,179                | 43,849                            | 99  |
| 9                  | HARYANA                     | 25,699    | 17,444                | 17,192                            | 99  |
| 10                 | HIMACHAL PRADESH            | 18,925    | 18,248                | 18,248                            | 100                                       |
| 11                 | JAMMU AND KASHMIR           | 28,577    | 25,483                | 21,117                            | 83  |
| 12                 | JHARKHAND                   | 38,186    | 32,097                | 32,343                            | 101                                       |
| 13                 | KARNATAKA                   | 63,377    | 54,665                | 54,249                            | 99  |
| 14                 | KERALA                      | 33,115    | 32,115                | 32,226                            | 100                                       |
| 15                 | MADHYA PRADESH              | 90,999    | 71,488                | 69,155                            | 97  |
| 16                 | MAHARASHTRA                 | 1,10,486  | 94,238                | 82,881                            | 88  |
| 17                 | MANIPUR                     | 11,510    | 7,621                 | 9,652                             | 127                                       |
| 18                 | MEGHALAYA                   | 5,115     | 4,622                 | 3,370                             | 73  |
| 19                 | MIZORAM                     | 1,980     | 1,682                 | 1,682                             | 100                                       |
| 20                 | NAGALAND                    | 3,455     | 3,194                 | 3,194                             | 100                                       |
| 21                 | ORISSA                      | 71,134    | 46,516                | 46,516                            | 100                                       |
| 22                 | PUDUCHERRY                  | 788       | 688                   | 688                               | 100                                       |
| 23                 | PUNJAB                      | 26,656    | 20,169                | 21,505                            | 107                                       |
| 24                 | RAJASTHAN                   | 61,119    | 51,053                | 50,897                            | 100                                       |
| 25                 | SIKKIM                      | 1,233     | 988                   | 985                               | 100                                       |
| 26                 | TAMIL NADU                  | 54,439    | 50,433                | 50,433                            | 100                                       |
| 27                 | TRIPURA                     | 9,878     | 7,351                 | 7,373                             | 100                                       |
| 28                 | UTTARAKHAND                 | 23,159    | 12,340                | 9,155                             | 74  |
| 29                 | UTTAR PRADESH               | 1,87,517  | 1,50,727              | 1,51,184                          | 100                                       |
| 30                 | WEST BENGAL                 | 1,17,170  | 92,152                | 89,000                            | 97  |
| 31                 | ANDAMAN AND NICOBAR ISLANDS | 720       | 672                   | 672                               | 100                                       |
| 32                 | CHANDIGARH                  | 500       | 370                   | 370                               | 100                                       |
| 33                 | DADRA AND NAGAR HAVELI      | 253       | 253                   | 219                               | 87  |
| 34                 | DAMAN AND DIU               | 107       | 107                   | 97                                | 91  |
| 35                 | LAKSHADWEEP                 | 107       | 87                    | 87                                | 100                                       |
| <b>Grand Total</b> |                             | 13,56,027 | 10,89,467             | 10,54,940                         | 97  |

**Very Good:(90% or above of targets)**

ANDHRA PRADESH, ARUNACHAL PRADESH, ASSAM, BIHAR, CHHATISGARH, DELHI, GOA, GUJARAT, HARYANA, HIMACHAL PRADESH, JHARKHAND, KARNATAKA, KERALA, MADHYA PRADESH, MANIPUR, MIZORAM, NAGALAND, ORISSA, PUDUCHERRY, PUNJAB, RAJASTHAN, SIKKIM, TAMIL NADU, TRIPURA, UTTAR PRADESH, WEST BENGAL, ANDAMAN AND NICOBAR ISLANDS, CHANDIGARH, DAMAN AND DIU, LAKSHADWEEP

**Good:(Between 80% to 90% targets)**

JAMMU AND KASHMIR, MAHARASHTRA, DADRA AND NAGAR HAVELI

**Poor:(Below 80% of targets)**

MEGHALAYA, UTTARAKHAND

Table - 15

**No. of Urban poor families assisted under Seven Point Charter**  
**Poor Families Assisted**  
**(Unit: Number)**

| Sl. No. State/UT<br>Name |               | Target          |                          | Achievement              | Percent                                 |
|--------------------------|---------------|-----------------|--------------------------|--------------------------|---|
|                          |               | 2009-2010       | April,2009-<br>July,2009 | April,2009-<br>July,2009 | Achievement<br>April,2009-<br>July,2009 |
| (1)                      | (2)           | (3)             | (4)                      | (5)                      | (5)/(4)                                 |
| 1                        | ASSAM *       | 250             | 80                       | 0                        | 0                                       |
| 2                        | CHHATISGARH   | 25,000          | 8,333                    | 0                        | 0                                       |
| 3                        | DELHI         | 2,000           | 665                      | 0                        | 0                                       |
| 4                        | GUJARAT       | 1,00,000        | 33,333                   | 22,473                   | 67                                      |
| 5                        | KARNATAKA     | 31,594          | 10,532                   | 698                      | 7                                       |
| 6                        | MAHARASHTRA * | 50,037          | 16,677                   | 0                        | 0                                       |
| 7                        | MEGHALAYA     | 1,250           | 416                      | 166                      | 40                                      |
| 8                        | SIKKIM        | 1,200           | 400                      | 344                      | 86                                      |
| 9                        | TAMIL NADU    | 20,000          | 6,664                    | 7,791                    | 117                                     |
| 10                       | TRIPURA       | 2,380           | 793                      | 0                        | 0                                       |
| <b>Grand Total</b>       |               | <b>2,33,711</b> | <b>77,893</b>            | <b>31,472</b>            | <b>40</b>                               |

**Very Good:(90% or above of targets)**

**TAMIL NADU**

**Good:(Between 80% to 90% targets)**

**SIKKIM**

**Poor:(Below 80% of targets)**

**ASSAM, CHHATISGARH, DELHI, GUJARAT, KARNATAKA, MAHARASHTRA, MEGHALAYA, TRIPURA**

*\* Targets of Assam and Maharashtra have not been received from concerned nodal Ministry.  
so the target of 2008-09 repeated for these states provisionally.*

# Afforestation (Public and Forest Lands)

## Area Covered under Plantation

% Achievement of Target

During April-July, 2009

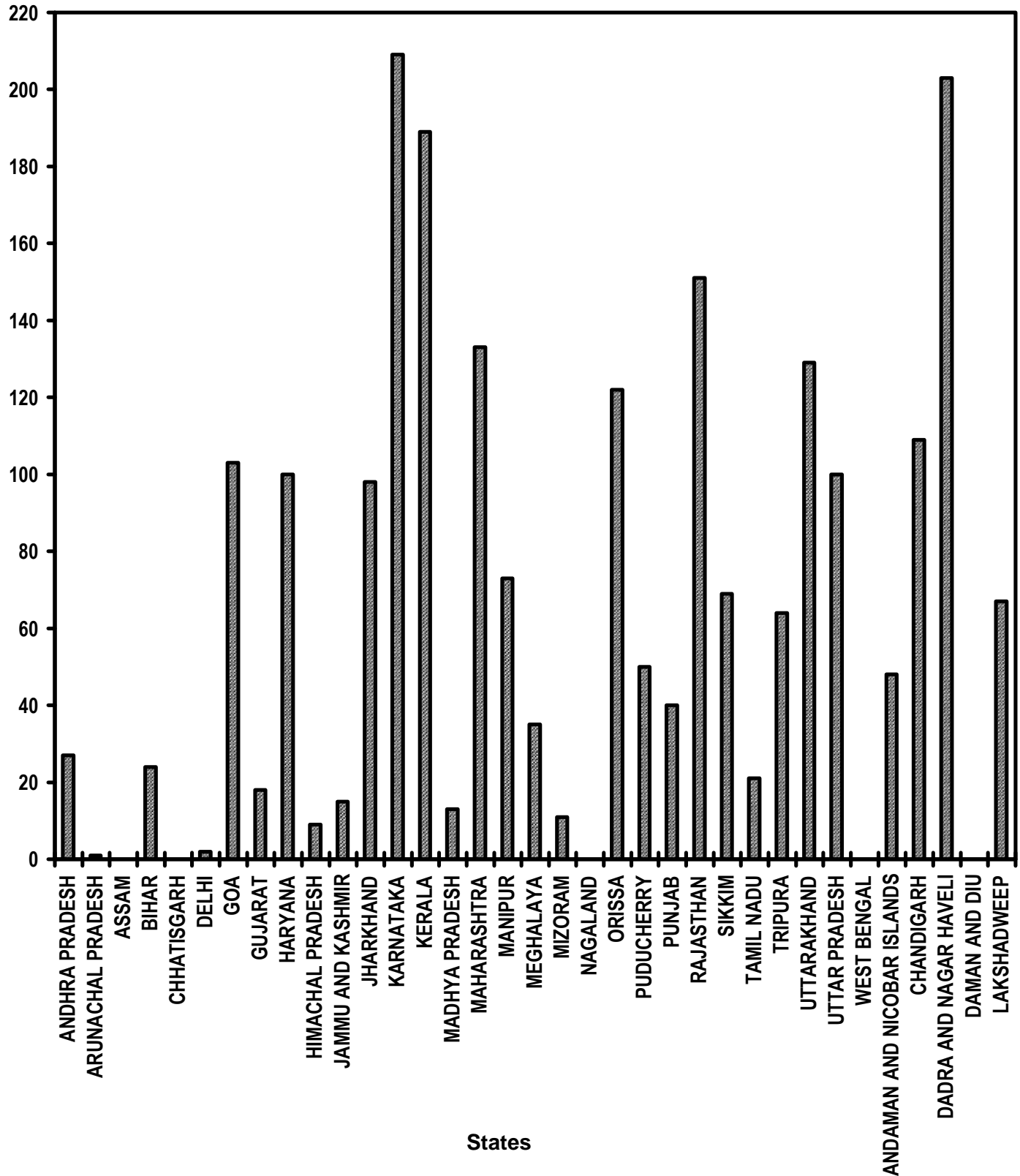




Table - 16(A)

**Afforestation ( Public and Forest Lands)  
Area Covered under Plantation  
(Unit: Hectares)**

| Sl. No.            | State/UT Name               | Target           |                          | Achievement              | Percent                  |
|--------------------|-----------------------------|------------------|--------------------------|--------------------------|--------------------------|
|                    |                             | 2009-2010        | April,2009-<br>July,2009 | April,2009-<br>July,2009 | April,2009-<br>July,2009 |
| (1)                | (2)                         | (3)              | (4)                      | (5)                      | (5)/(4)                  |
| 1                  | ANDHRA PRADESH              | 3,00,000         | 1,00,000                 | 27,344                   | 27                       |
| 2                  | ARUNACHAL PRADESH           | 10,000           | 3,332                    | 40                       | 1                        |
| 3                  | ASSAM                       | 18,000           | 6,000                    | 0                        | 0                        |
| 4                  | BIHAR                       | 30,000           | 10,000                   | 2,402                    | 24                       |
| 5                  | CHHATISGARH                 | 75,000           | 25,000                   | 0                        | 0                        |
| 6                  | DELHI                       | 900              | 300                      | 7                        | 2                        |
| 7                  | GOA                         | 1,000            | 332                      | 342                      | 103                      |
| 8                  | GUJARAT                     | 2,00,000         | 66,666                   | 12,284                   | 18                       |
| 9                  | HARYANA                     | 30,000           | 10,000                   | 10,043                   | 100                      |
| 10                 | HIMACHAL PRADESH            | 22,000           | 7,333                    | 655                      | 9                        |
| 11                 | JAMMU AND KASHMIR           | 30,000           | 10,000                   | 1,464                    | 15                       |
| 12                 | JHARKHAND                   | 35,000           | 11,666                   | 11,434                   | 98                       |
| 13                 | KARNATAKA                   | 80,000           | 26,666                   | 55,610                   | 209                      |
| 14                 | KERALA                      | 10,000           | 3,333                    | 6,297                    | 189                      |
| 15                 | MADHYA PRADESH              | 2,60,000         | 86,666                   | 11,045                   | 13                       |
| 16                 | MAHARASHTRA                 | 1,50,000         | 50,000                   | 66,429                   | 133                      |
| 17                 | MANIPUR                     | 10,000           | 3,333                    | 2,428                    | 73                       |
| 18                 | MEGHALAYA                   | 6,500            | 2,166                    | 751                      | 35                       |
| 19                 | MIZORAM                     | 10,000           | 3,333                    | 350                      | 11                       |
| 20                 | NAGALAND                    | 10,000           | 3,333                    | 0                        | 0                        |
| 21                 | ORISSA                      | 1,20,000         | 40,000                   | 48,891                   | 122                      |
| 22                 | PUDUCHERRY                  | 50               | 16                       | 8                        | 50                       |
| 23                 | PUNJAB                      | 18,000           | 6,000                    | 2,374                    | 40                       |
| 24                 | RAJASTHAN                   | 1,00,000         | 33,333                   | 50,279                   | 151                      |
| 25                 | SIKKIM                      | 25,000           | 8,333                    | 5,737                    | 69                       |
| 26                 | TAMIL NADU                  | 60,000           | 20,000                   | 4,204                    | 21                       |
| 27                 | TRIPURA                     | 15,000           | 5,000                    | 3,197                    | 64                       |
| 28                 | UTTARAKHAND                 | 25,000           | 8,333                    | 10,730                   | 129                      |
| 29                 | UTTAR PRADESH               | 1,00,000         | 33,333                   | 33,357                   | 100                      |
| 30                 | WEST BENGAL                 | 60,000           | 20,000                   | 0                        | 0                        |
| 31                 | ANDAMAN AND NICOBAR ISLANDS | 1,000            | 333                      | 160                      | 48                       |
| 32                 | CHANDIGARH                  | 300              | 100                      | 109                      | 109                      |
| 33                 | DADRA AND NAGAR HAVELI      | 200              | 66                       | 134                      | 203                      |
| 34                 | DAMAN AND DIU               | 30               | 9                        | 0                        | 0                        |
| 35                 | LAKSHADWEEP                 | 20               | 6                        | 4                        | 67                       |
| <b>Grand Total</b> |                             | <b>18,13,000</b> | <b>6,04,321</b>          | <b>3,68,109</b>          | <b>61</b>                |

**Very Good:(90% or above of targets)**

GOA, HARYANA, JHARKHAND, KARNATAKA, KERALA, MAHARASHTRA, ORISSA, RAJASTHAN, UTTARAKHAND, UTTAR PRADESH, CHANDIGARH, DADRA AND NAGAR HAVELI

**Poor:(Below 80% of targets)**

ANDHRA PRADESH, ARUNACHAL PRADESH, ASSAM, BIHAR, CHHATISGARH, DELHI, GUJARAT, HIMACHAL PRADESH, JAMMU AND KASHMIR, MADHYA PRADESH, MANIPUR, MEGHALAYA, MIZORAM, NAGALAND, PUDUCHERRY, PUNJAB, SIKKIM, TAMIL NADU, TRIPURA, WEST BENGAL, ANDAMAN AND NICOBAR ISLANDS, DAMAN AND DIU, LAKSHADWEEP

# Afforestation (Public and Forest Lands)

## Seedlings planted

% Achievement of Target  
During April-July, 2009

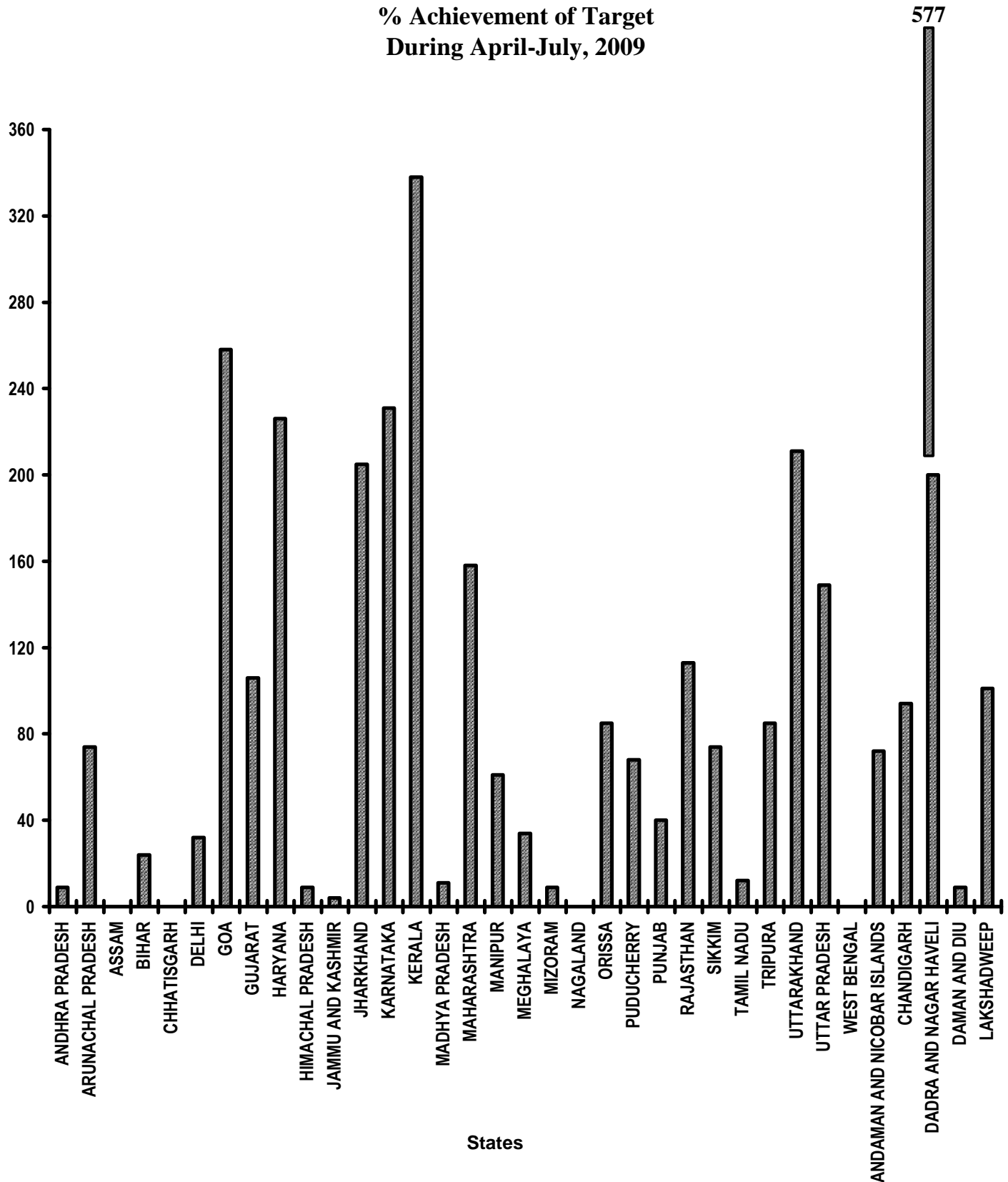


Table - 16(B)

**Afforestation ( Public and Forest Lands)  
Seedlings planted  
(Unit: Number)**

| Sl. No.            | State/UT Name               | Target                |                       | Achievement April,2009- July,2009 | Percent Achievement April,2009- July,2009 |
|--------------------|-----------------------------|-----------------------|-----------------------|-----------------------------------|---|
|                    |                             | 2009-2010             | April,2009- July,2009 |                                   |   |
| (1)                | (2)                         | (3)                   | (4)                   | (5)                               | (5)/(4)                                   |
| 1                  | ANDHRA PRADESH              | 19,50,00,000          | 6,50,00,000           | 58,86,925                         | 9   |
| 2                  | ARUNACHAL PRADESH           | 65,00,000             | 21,66,666             | 16,00,000                         | 74  |
| 3                  | ASSAM                       | 1,17,00,000           | 39,00,000             | 0                                 | 0   |
| 4                  | BIHAR                       | 1,95,00,000           | 65,00,000             | 15,61,000                         | 24  |
| 5                  | CHHATISGARH                 | 4,87,50,000           | 1,62,50,000           | 0                                 | 0   |
| 6                  | DELHI                       | 5,85,000              | 1,95,000              | 63,000                            | 32  |
| 7                  | GOA                         | 6,50,000              | 2,16,666              | 5,58,000                          | 258                                       |
| 8                  | GUJARAT                     | 13,00,00,000          | 4,33,33,333           | 4,60,32,000                       | 106                                       |
| 9                  | HARYANA                     | 1,95,00,000           | 65,00,000             | 1,46,91,000                       | 226                                       |
| 10                 | HIMACHAL PRADESH            | 1,43,00,000           | 47,66,666             | 4,06,000                          | 9   |
| 11                 | JAMMU AND KASHMIR           | 1,95,00,000           | 65,00,000             | 2,84,780                          | 4   |
| 12                 | JHARKHAND                   | 2,27,50,000           | 75,83,333             | 1,55,62,703                       | 205                                       |
| 13                 | KARNATAKA                   | 5,20,00,000           | 1,73,33,333           | 4,00,37,000                       | 231                                       |
| 14                 | KERALA                      | 65,00,000             | 21,66,666             | 73,14,790                         | 338                                       |
| 15                 | MADHYA PRADESH              | 16,90,00,000          | 5,63,33,333           | 59,46,969                         | 11  |
| 16                 | MAHARASHTRA                 | 9,75,00,000           | 3,25,00,000           | 5,14,00,000                       | 158                                       |
| 17                 | MANIPUR                     | 65,00,000             | 21,66,666             | 13,22,000                         | 61  |
| 18                 | MEGHALAYA                   | 42,25,000             | 14,08,333             | 4,76,300                          | 34  |
| 19                 | MIZORAM                     | 65,00,000             | 21,66,666             | 1,93,650                          | 9   |
| 20                 | NAGALAND                    | 65,00,000             | 21,66,666             | 0                                 | 0   |
| 21                 | ORISSA                      | 7,80,00,000           | 2,60,00,000           | 2,21,46,000                       | 85  |
| 22                 | PUDUCHERRY                  | 33,000                | 11,000                | 7,428                             | 68  |
| 23                 | PUNJAB                      | 1,17,00,000           | 39,00,000             | 15,43,000                         | 40  |
| 24                 | RAJASTHAN                   | 6,50,00,000           | 2,16,66,666           | 2,45,51,000                       | 113                                       |
| 25                 | SIKKIM                      | 1,62,50,000           | 54,16,666             | 40,26,000                         | 74  |
| 26                 | TAMIL NADU                  | 3,90,00,000           | 1,30,00,000           | 14,97,900                         | 12  |
| 27                 | TRIPURA                     | 97,50,000             | 32,50,000             | 27,47,000                         | 85  |
| 28                 | UTTARAKHAND                 | 1,62,50,000           | 54,16,666             | 1,14,29,000                       | 211                                       |
| 29                 | UTTAR PRADESH               | 6,50,00,000           | 2,16,66,666           | 3,22,69,364                       | 149                                       |
| 30                 | WEST BENGAL                 | 3,90,00,000           | 1,30,00,000           | 0                                 | 0   |
| 31                 | ANDAMAN AND NICOBAR ISLANDS | 6,50,000              | 2,16,666              | 1,56,763                          | 72  |
| 32                 | CHANDIGARH                  | 1,95,000              | 65,000                | 61,268                            | 94  |
| 33                 | DADRA AND NAGAR HAVELI      | 1,30,000              | 43,333                | 2,50,000                          | 577                                       |
| 34                 | DAMAN AND DIU               | 20,000                | 6,666                 | 597                               | 9   |
| 35                 | LAKSHADWEEP                 | 13,000                | 4,333                 | 4,366                             | 101                                       |
| <b>Grand Total</b> |                             | <b>1,17,84,51,000</b> | <b>39,28,16,989</b>   | <b>29,40,25,803</b>               | <b>75</b>                                 |

**Very Good:(90% or above of targets)**

GOA, GUJARAT, HARYANA, JHARKHAND, KARNATAKA, KERALA, MAHARASHTRA, RAJASTHAN, UTTARAKHAND, UTTAR PRADESH, CHANDIGARH, DADRA AND NAGAR HAVELI, LAKSHADWEEP

**Good:(Between 80% to 90% targets)**

ORISSA, TRIPURA

**Poor:(Below 80% of targets)**

ANDHRA PRADESH, ARUNACHAL PRADESH, ASSAM, BIHAR, CHHATISGARH, DELHI, HIMACHAL PRADESH, JAMMU AND KASHMIR, MADHYA PRADESH, MANIPUR, MEGHALAYA, MIZORAM, NAGALAND, PUDUCHERRY, PUNJAB, SIKKIM, TAMIL NADU, WEST BENGAL, ANDAMAN AND NICOBAR ISLANDS, DAMAN AND DIU

# Rural Roads - PMGSY

## Length of Road Constructed

% Achievement of Target

During April-July, 2009

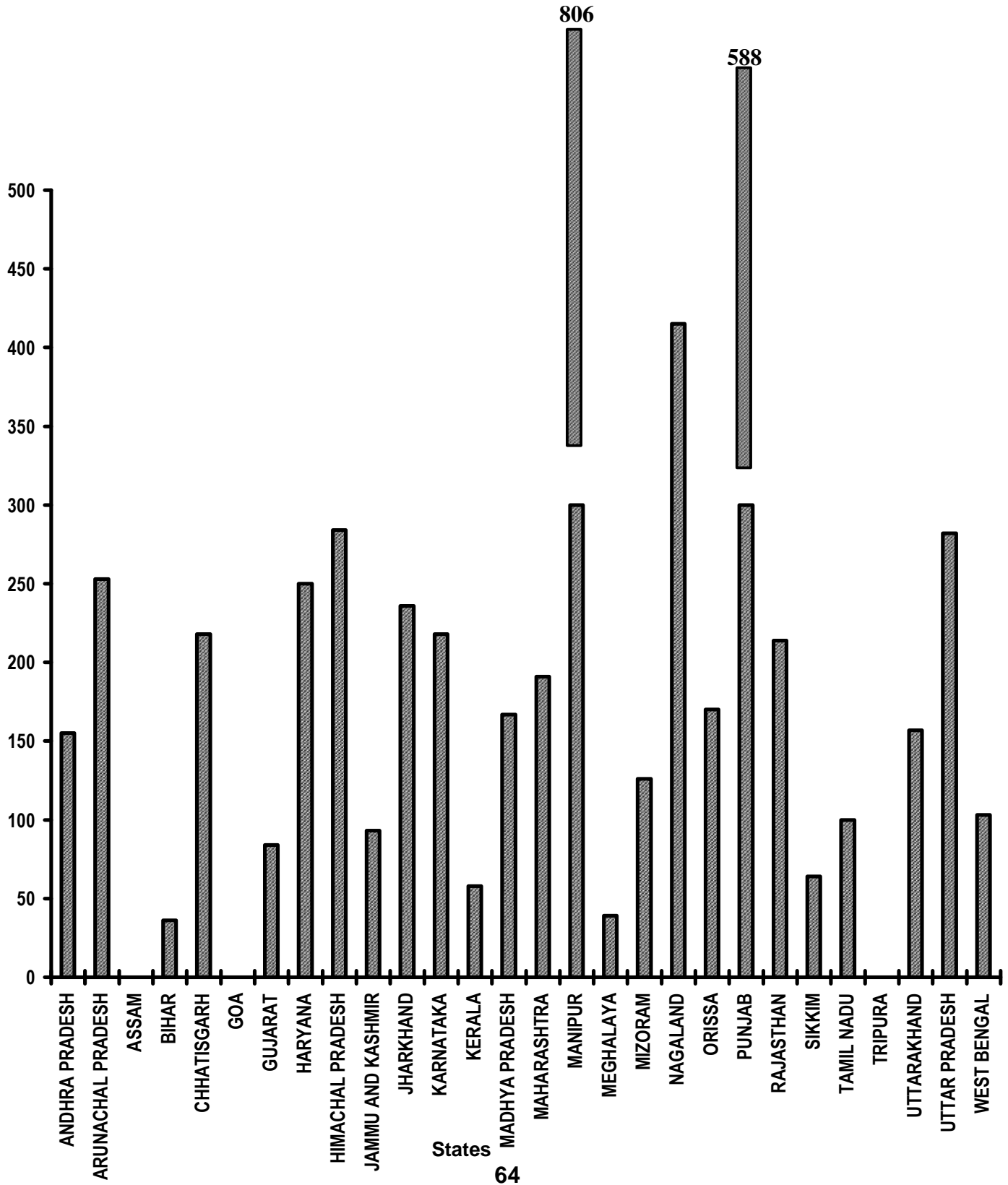


Table - 17

**Rural Roads - PMGSY**  
**Length of Road Constructed**  
**(Unit: Kilometer)**

| Sl. No.            | State/UT Name     | Target        |                            | Achievement                | Percent  |
|--------------------|-------------------|---------------|----------------------------|----------------------------|--|
|                    |                   | 2009-2010     | April, 2009-<br>July, 2009 | April, 2009-<br>July, 2009 | Achievement<br>April, 2009-<br>July, 2009<br>(5)/(4) |
| (1)                | (2)               | (3)           | (4)                        | (5)                        | (5)/(4)  |
| 1                  | ANDHRA PRADESH    | 2,980         | 523                        | 813                        | 155  |
| 2                  | ARUNACHAL PRADESH | 500           | 88                         | 223                        | 253  |
| 3                  | ASSAM             | 2,585         | 454                        | 0                          | 0  |
| 4                  | BIHAR             | 5,200         | 913                        | 325                        | 36   |
| 5                  | CHHATISGARH       | 3,500         | 616                        | 1,341                      | 218  |
| 6                  | GOA               | -             | -                          | 0                          | -  |
| 7                  | GUJARAT           | 1,500         | 263                        | 220                        | 84   |
| 8                  | HARYANA           | 700           | 123                        | 308                        | 250  |
| 9                  | HIMACHAL PRADESH  | 1,500         | 263                        | 746                        | 284  |
| 10                 | JAMMU AND KASHMIR | 1,450         | 255                        | 238                        | 93   |
| 11                 | JHARKHAND         | 1,950         | 343                        | 811                        | 236  |
| 12                 | KARNATAKA         | 2,600         | 456                        | 992                        | 218  |
| 13                 | KERALA            | 300           | 53                         | 31                         | 58   |
| 14                 | MADHYA PRADESH    | 8,000         | 1,406                      | 2,350                      | 167  |
| 15                 | MAHARASHTRA       | 2,950         | 518                        | 987                        | 191  |
| 16                 | MANIPUR           | 200           | 35                         | 282                        | 806  |
| 17                 | MEGHALAYA         | 100           | 18                         | 7                          | 39   |
| 18                 | MIZORAM           | 200           | 35                         | 44                         | 126  |
| 19                 | NAGALAND          | 150           | 26                         | 108                        | 415  |
| 20                 | ORISSA            | 2,980         | 523                        | 888                        | 170  |
| 21                 | PUNJAB            | 365           | 64                         | 376                        | 588  |
| 22                 | RAJASTHAN         | 3,750         | 658                        | 1,409                      | 214  |
| 23                 | SIKKIM            | 300           | 53                         | 34                         | 64   |
| 24                 | TAMIL NADU        | 1,170         | 205                        | 206                        | 100  |
| 25                 | TRIPURA           | 800           | 140                        | 0                          | 0  |
| 26                 | UTTARAKHAND       | 700           | 123                        | 193                        | 157  |
| 27                 | UTTAR PRADESH     | 6,850         | 1,203                      | 3,387                      | 282  |
| 28                 | WEST BENGAL       | 1,720         | 302                        | 310                        | 103  |
| <b>Grand Total</b> |                   | <b>55,000</b> | <b>9,659</b>               | <b>16,629</b>              | <b>172</b>   |

**Very Good:(90% or above of targets)**

ANDHRA PRADESH, ARUNACHAL PRADESH, CHHATISGARH, HARYANA, HIMACHAL PRADESH, JAMMU AND KASHMIR, JHARKHAND, KARNATAKA, MADHYA PRADESH, MAHARASHTRA, MANIPUR, MIZORAM, NAGALAND, ORISSA, PUNJAB, RAJASTHAN, TAMIL NADU, UTTARAKHAND, UTTAR PRADESH, WEST BENGAL

**Good:(Between 80% to 90% targets)**

GUJARAT

**Poor:(Below 80% of targets)**

ASSAM, BIHAR, KERALA, MEGHALAYA, SIKKIM, TRIPURA

# Rajiv Gandhi Grameen Vidyutikaran Yojana

Villages electrified  
% Achievement of Target  
During April-July, 2009

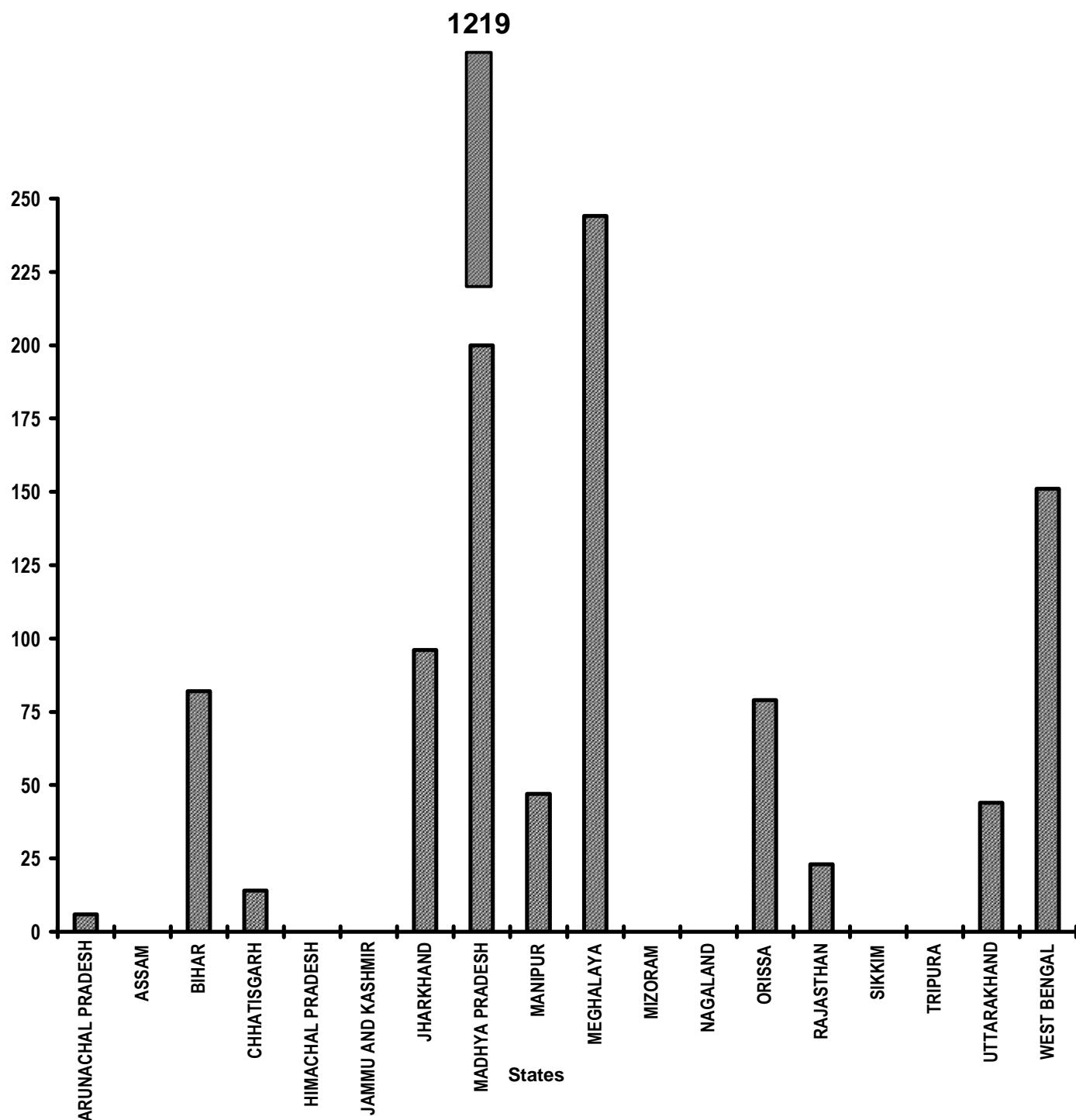


Table - 18

**Rajiv Gandhi Grameen Vidyutikaran Yojana**  
**Villages electrified**  
**(Unit: Number)**

| Sl. No.            | State/UT Name     | Target        |                         | Achievement April, 2009- July, 2009 | Percent Achievement April, 2009- July, 2009 |
|--------------------|-------------------|---------------|-------------------------|-------------------------------------|---|
|                    |                   | 2009-2010     | April, 2009- July, 2009 |                                     |   |
| (1)                | (2)               | (3)           | (4)                     | (5)                                 | (5)/(4)                                     |
| 1                  | ARUNACHAL PRADESH | 300           | 100                     | 6                                   | 6   |
| 2                  | ASSAM             | 1,117         | 372                     | 0                                   | 0   |
| 3                  | BIHAR             | 2,748         | 916                     | 748                                 | 82  |
| 4                  | CHHATISGARH       | 85            | 28                      | 4                                   | 14  |
| 5                  | HIMACHAL PRADESH  | 3             | -                       | 32                                  | -   |
| 6                  | JAMMU AND KASHMIR | 38            | 12                      | 0                                   | 0   |
| 7                  | JHARKHAND         | 8,250         | 2,749                   | 2,637                               | 96  |
| 8                  | MADHYA PRADESH    | 45            | 16                      | 195                                 | 1,219                                       |
| 9                  | MANIPUR           | 150           | 49                      | 23                                  | 47  |
| 10                 | MEGHALAYA         | 30            | 9                       | 22                                  | 244   |
| 11                 | MIZORAM           | 60            | 20                      | 0                                   | 0   |
| 12                 | NAGALAND          | 10            | 4                       | 0                                   | 0   |
| 13                 | ORISSA            | 5,178         | 1,725                   | 1,367                               | 79  |
| 14                 | RAJASTHAN         | 611           | 203                     | 46                                  | 23  |
| 15                 | SIKKIM            | 8             | 4                       | 0                                   | 0   |
| 16                 | TRIPURA           | 31            | 9                       | 0                                   | 0   |
| 17                 | UTTARAKHAND       | 50            | 16                      | 7                                   | 44  |
| 18                 | WEST BENGAL       | 286           | 94                      | 142                                 | 151   |
| <b>Grand Total</b> |                   | <b>19,000</b> | <b>6,326</b>            | <b>5,229</b>                        | <b>83</b>                                   |

**Very Good: (90% or above of targets)**

**JHARKHAND, MADHYA PRADESH, MEGHALAYA, WEST BENGAL**

**Good: (Between 80% to 90% targets)**

**BIHAR**

**Poor: (Below 80% of targets)**

**ARUNACHAL PRADESH, ASSAM, CHHATISGARH, JAMMU AND KASHMIR, MANIPUR, MIZORAM, NAGALAND, ORISSA, RAJASTHAN, SIKKIM, TRIPURA, UTTARAKHAND**

# Energising Pump sets

## Pumps sets energized

% Achievement of Target

During April-July, 2009

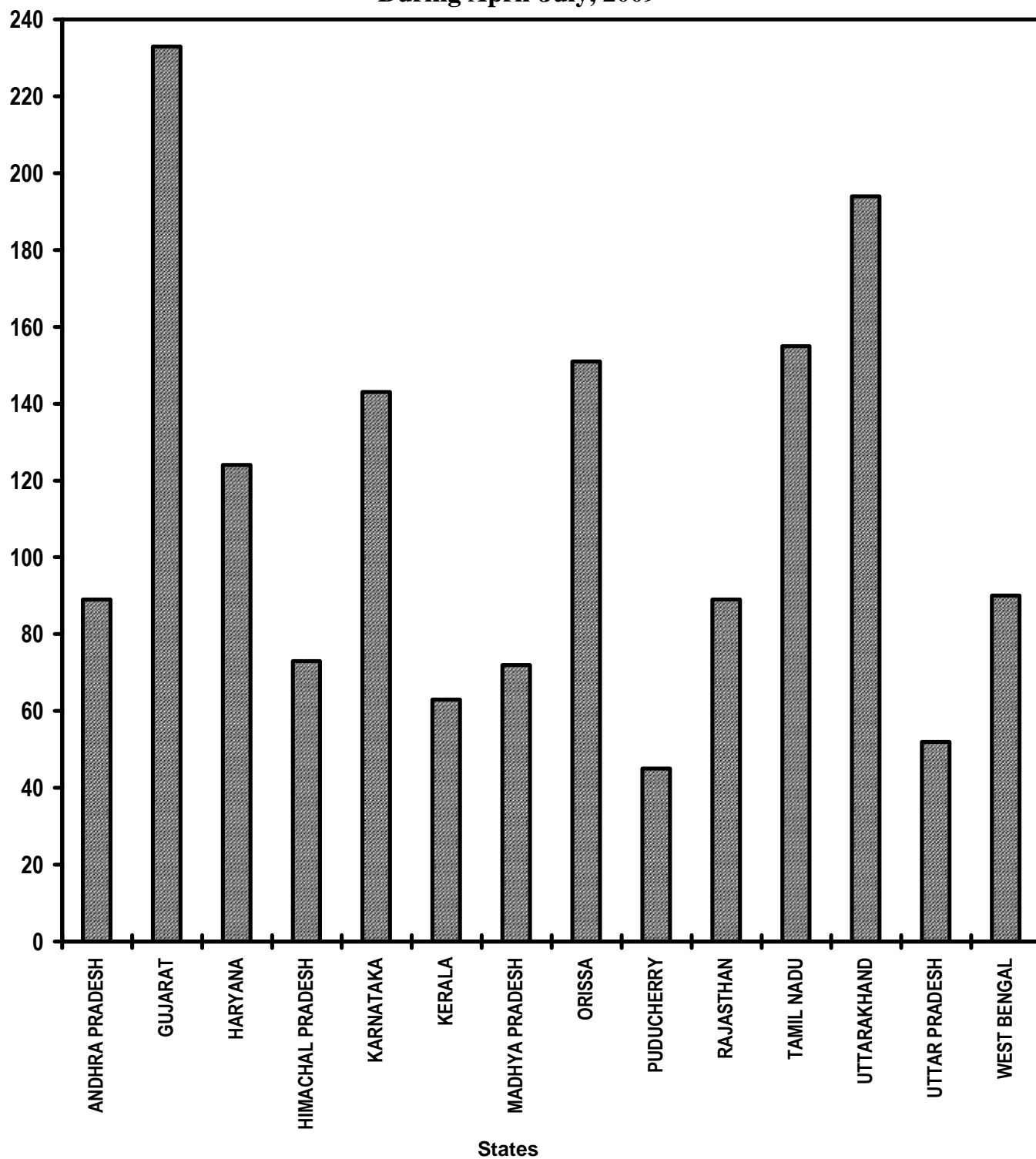




Table - 19

**Energising pump sets  
Pumps sets energized  
(Unit: Number)**

| Sl. No.            | State/UT Name    | Target    |                          | Achievement              | Percent                                 |
|--------------------|------------------|-----------|--------------------------|--------------------------|---|
|                    |                  | 2009-2010 | April,2009-<br>July,2009 | April,2009-<br>July,2009 | Achievement<br>April,2009-<br>July,2009 |
| (1)                | (2)              | (3)       | (4)                      | (5)                      | (5)/(4)                                 |
| 1                  | ANDHRA PRADESH   | 50,000    | 16,666                   | 14,824                   | 89                                      |
| 2                  | GUJARAT          | 16,000    | 5,332                    | 12,411                   | 233                                     |
| 3                  | HARYANA          | 16,200    | 5,400                    | 6,678                    | 124                                     |
| 4                  | HIMACHAL PRADESH | 657       | 219                      | 159                      | 73                                      |
| 5                  | KARNATAKA        | 18,000    | 6,000                    | 8,591                    | 143                                     |
| 6                  | KERALA           | 12,000    | 4,000                    | 2,503                    | 63                                      |
| 7                  | MADHYA PRADESH   | 10,806    | 3,600                    | 2,588                    | 72                                      |
| 8                  | ORISSA           | 1,600     | 533                      | 804                      | 151                                     |
| 9                  | PUDUCHERRY       | 35        | 11                       | 5                        | 45                                      |
| 10                 | RAJASTHAN        | 45,000    | 15,000                   | 13,277                   | 89                                      |
| 11                 | TAMIL NADU       | 17,300    | 5,764                    | 8,925                    | 155                                     |
| 12                 | UTTARAKHAND      | 350       | 116                      | 225                      | 194                                     |
| 13                 | UTTAR PRADESH    | 22,000    | 7,333                    | 3,833                    | 52                                      |
| 14                 | WEST BENGAL      | 646       | 214                      | 193                      | 90                                      |
| <b>Grand Total</b> |                  | 2,10,594  | 70,188                   | 75,016                   | 107                                     |

**Very Good:(90% or above of targets)**

**GUJARAT, HARYANA, KARNATAKA, ORISSA, TAMIL NADU, UTTARAKHAND, WEST BENGAL**

**Good:(Between 80% to 90% targets)**

**ANDHRA PRADESH, RAJASTHAN**

**Poor:(Below 80% of targets)**

**HIMACHAL PRADESH, KERALA, MADHYA PRADESH, PUDUCHERRY, UTTAR PRADESH**

# Supply of Electricity

## Electricity supplied

% Achievement of Target

During April-July, 2009

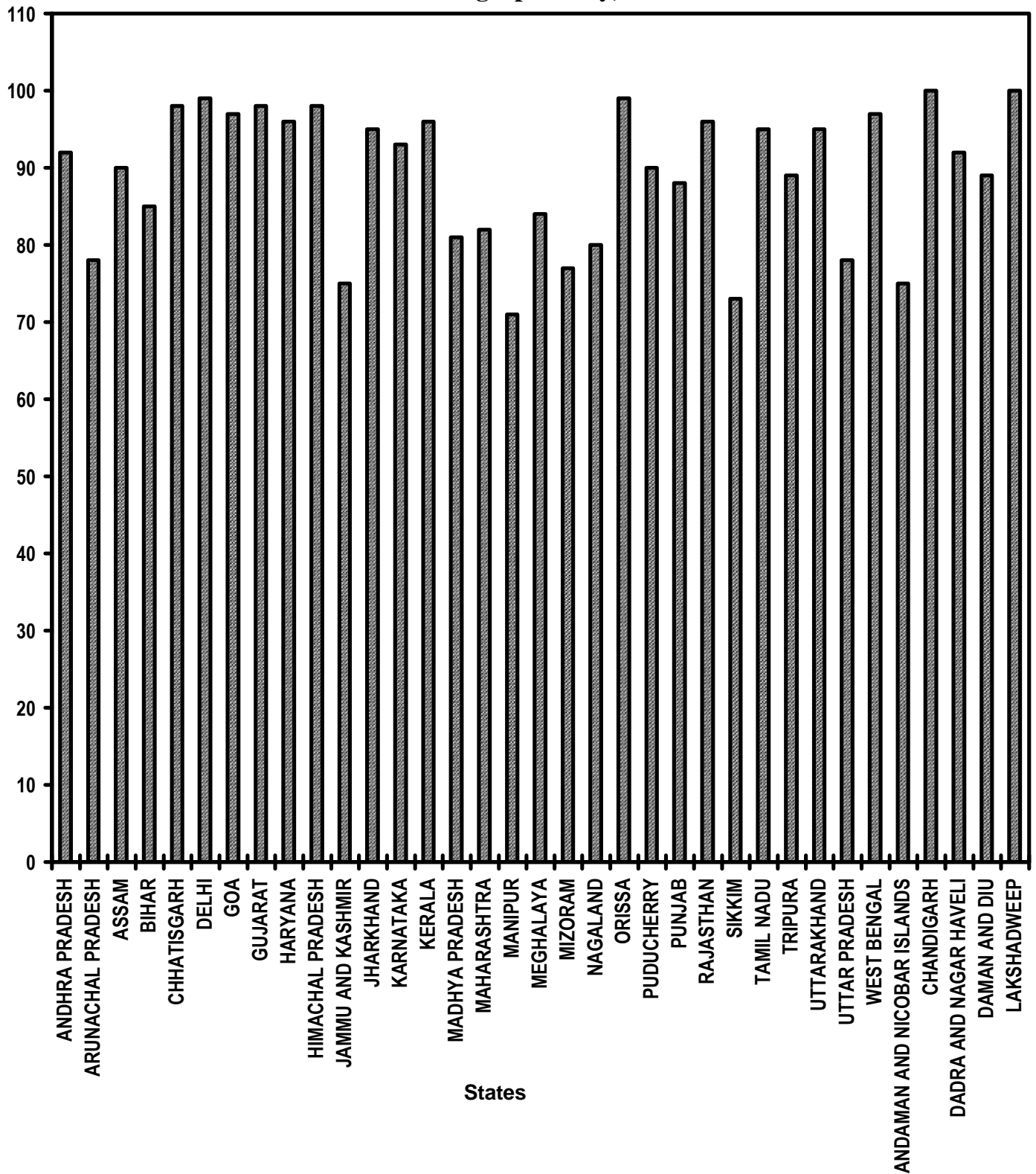


Table - 20

## Supply of Electricity

| Sl. No.     | State/UT Name               | Electricity demanded<br>(Million Units)<br>April,2009-<br>July,2009 | Electricity supplied<br>(Million Units)<br>April,2009-<br>July,2009 | Shortage observed<br>(Million Units)<br>April,2009-<br>July,2009 | Percentage of<br>Electricity<br>Supplied |
|-------------|-----------------------------|---|---|--|--|
|             |                             | (3)   | (4)   | (5)  | (6)                                      |
| 1           | ANDHRA PRADESH              | 25,355  | 23,378  | 1,977  | 92                                       |
| 2           | ARUNACHAL PRADESH           | 111   | 87  | 24   | 78                                       |
| 3           | ASSAM                       | 1,712   | 1,545   | 167  | 90                                       |
| 4           | BIHAR                       | 3,845   | 3,280   | 565  | 85                                       |
| 5           | CHHATISGARH                 | 4,372   | 4,265   | 107  | 98                                       |
| 6           | DELHI                       | 9,391   | 9,297   | 94   | 99                                       |
| 7           | GOA                         | 1,037   | 1,001   | 36   | 97                                       |
| 8           | GUJARAT                     | 21,637  | 21,309  | 328  | 98                                       |
| 9           | HARYANA                     | 11,548  | 11,090  | 458  | 96                                       |
| 10          | HIMACHAL PRADESH            | 2,223   | 2,184   | 39   | 98                                       |
| 11          | JAMMU AND KASHMIR           | 4,154   | 3,100   | 1,054  | 75                                       |
| 12          | JHARKHAND                   | 1,874   | 1,777   | 97   | 95                                       |
| 13          | KARNATAKA                   | 14,582  | 13,582  | 1,000  | 93                                       |
| 14          | KERALA                      | 5,743   | 5,540   | 203  | 96                                       |
| 15          | MADHYA PRADESH              | 12,878  | 10,373  | 2,505  | 81                                       |
| 16          | MAHARASHTRA                 | 40,885  | 33,726  | 7,159  | 82                                       |
| 17          | MANIPUR                     | 150   | 107   | 43   | 71                                       |
| 18          | MEGHALAYA                   | 472   | 395   | 77   | 84                                       |
| 19          | MIZORAM                     | 113   | 87  | 26   | 77                                       |
| 20          | NAGALAND                    | 178   | 143   | 35   | 80                                       |
| 21          | ORISSA                      | 7,007   | 6,933   | 74   | 99                                       |
| 22          | PUDUCHERRY                  | 738   | 664   | 74   | 90                                       |
| 23          | PUNJAB                      | 16,826  | 14,891  | 1,935  | 88                                       |
| 24          | RAJASTHAN                   | 13,437  | 12,865  | 572  | 96                                       |
| 25          | SIKKIM                      | 149   | 109   | 40   | 73                                       |
| 26          | TAMIL NADU                  | 25,316  | 24,026  | 1,290  | 95                                       |
| 27          | TRIPURA                     | 299   | 265   | 34   | 89                                       |
| 28          | UTTARAKHAND                 | 2,959   | 2,824   | 135  | 95                                       |
| 29          | UTTAR PRADESH               | 26,243  | 20,370  | 5,873  | 78                                       |
| 30          | WEST BENGAL                 | 11,695  | 11,332  | 363  | 97                                       |
| 31          | ANDAMAN AND NICOBAR ISLANDS | 80  | 60  | 20   | 75                                       |
| 32          | CHANDIGARH                  | 596   | 596   | 0  | 100                                      |
| 33          | DADRA AND NAGAR HAVELI      | 1,297   | 1,197   | 100  | 92                                       |
| 34          | DAMAN AND DIU               | 647   | 577   | 70   | 89                                       |
| 35          | LAKSHADWEEP                 | 8   | 8   | 0  | 100                                      |
| Grand Total |                             | 2,69,557  | 2,42,983  | 26,574   | 90                                       |

**Very Good:(90% or above of targets)**

ANDHRA PRADESH, ASSAM, CHHATISGARH, DELHI, GOA, GUJARAT, HARYANA, HIMACHAL PRADESH, JHARKHAND, KARNATAKA, KERALA, ORISSA, PUDUCHERRY, RAJASTHAN, TAMIL NADU, UTTARAKHAND, WEST BENGAL, CHANDIGARH, DADRA AND NAGAR HAVELI, LAKSHADWEEP

**Good:(Between 80% to 90% targets)**

BIHAR, MADHYA PRADESH, MAHARASHTRA, MEGHALAYA, NAGALAND, PUNJAB, TRIPURA, DAMAN AND DIU

**Poor:(Below 80% of targets)**

ARUNACHAL PRADESH, JAMMU AND KASHMIR, MANIPUR, MIZORAM, SIKKIM, UTTAR PRADESH, ANDAMAN AND NICOBAR ISLANDS

**LIST OF ITEMS COVERED UNDER (TPP) - 2006**

| <b>Point No.</b> | <b>Item No.</b> | <b>Name of the Points/Items</b>   |
|------------------|-----------------|---|
| <b>I.</b>        |                 | <b>Garibi Hatao [Poverty Eradication]</b>   |
|                  |                 | <b>Rural Areas</b>  |
|                  | <b>1.</b>       | Employment generation under the National Rural Employment Guarantee Act   |
|                  | <b>2.</b>       | Swaranjayanti Gram Swarojgar Yojana   |
|                  | <b>3.</b>       | Rural Business Hubs in Partnership with Panchayats  |
|                  | <b>4.</b>       | Self help Groups  |
|                  |                 | <b>Urban Areas</b>  |
|                  | <b>5.</b>       | Swaranjayanti Shehri Rojgar Yojana  |
| <b>II.</b>       |                 | <b>Jan Shakti (Power to People)</b>   |
|                  | <b>6.</b>       | Local Self Government (Panchayati Raj and Urban Local Bodies) <ul style="list-style-type: none"> <li>- Activity Mapping for devolution of functions</li> <li>- Budget Flow of Funds</li> <li>- Assignment of Functionaries</li> </ul> |
|                  | <b>7.</b>       | Quick and Inexpensive Justice – Gram Nyayalayas and Nyaya Panchayats.   |
|                  | <b>8.</b>       | District Planning Committees.   |
| <b>III.</b>      |                 | <b>Kisan Mitra [Support to Farmers]</b>   |
|                  | <b>9.</b>       | Water shed development  |
|                  | <b>10.</b>      | Marketing and infrastructural support to farmers  |
|                  | <b>11.</b>      | Irrigation facilities (including minor and micro irrigation) for agriculture  |
|                  | <b>12.</b>      | Credit to farmers   |
|                  | <b>13.</b>      | Distribution of waste land to the landless  |
| <b>IV.</b>       |                 | <b>Shramik Kalyan [Labour Welfare]</b>  |
|                  | <b>14.</b>      | Social Security for Agricultural and Unorganised Labour   |
|                  | <b>15.</b>      | Minimum Wages Enforcement (including Farm Labour)   |
|                  | <b>16.</b>      | Prevention of Child Labour  |
|                  | <b>17.</b>      | Welfare of Women Labour   |
| <b>V.</b>        |                 | <b>Khadya Suraksha [Food Security ]</b>   |
|                  | <b>18.</b>      | <b>Food Security:</b> <ul style="list-style-type: none"> <li>(i) Targeted Public Distribution system,</li> <li>(ii) Antyodaya Anna Yojana,</li> <li>(iii) Establishing Grain banks in chronically food scarcity areas</li> </ul>      |
| <b>VI.</b>       |                 | <b>Subke Liye Aawas [Housing for All]</b>   |
|                  | <b>19</b>       | Rural Housing - Indira Awas Yojana  |
|                  | <b>20.</b>      | EWS/LIG Houses in Urban Areas   |

Contd.....

| Point No.    | Item No.   | Name of the Points/Items   |
|--------------|------------|--|
| <b>VII.</b>  |            | <b>Shudh Peya Jal [Clean Drinking Water]</b>   |
|              | <b>21.</b> | Rural Areas.<br>- Accelerated Rural Water Supply Programme   |
|              | <b>22.</b> | Urban Areas:<br>- Accelerated Urban Water Supply Programme   |
| <b>VIII.</b> |            | <b>Jan Jan Ka Swasthya [Health for All]</b>  |
|              | <b>23.</b> | Control and prevention of major diseases:<br>(a) HIV/AIDS (b) TB (c) Malaria (d) Leprosy<br>(e) Blindness  |
|              | <b>24.</b> | National Rural Health Mission  |
|              | <b>25.</b> | Immunisation of Children   |
|              | <b>26.</b> | Sanitation Programme in<br>- Rural Areas<br>- Urban areas  |
|              | <b>27.</b> | Institutional Delivery   |
|              | <b>28.</b> | Prevention of Female Foeticide   |
|              | <b>29.</b> | Supplementary nutrition for Mothers and Children   |
|              | <b>30.</b> | Two Child norms  |
| <b>IX.</b>   |            | <b>Sabke Liye Shiksha [Education for All]</b>  |
|              | <b>31.</b> | Sarv Shiksha Abhiyan   |
|              | <b>32.</b> | Mid Day Meal Scheme<br>- Compulsory Elementary Education   |
| <b>X.</b>    |            | <b>Anusuchit Jaati, Jan Jaati, Alp-sankhyak evam Anya Pichhra Varg Kalyan [Welfare of Scheduled Castes, Scheduled Tribes, Minorities and OBCs]</b> |
|              | <b>33.</b> | SC Families Assisted   |
|              | <b>34.</b> | Rehabilitation of Scavengers   |
|              | <b>35.</b> | ST Families Assisted   |
|              | <b>36.</b> | Rights of Forest dwellers – Owners of minor forest produce   |
|              | <b>37.</b> | Particularly Vulnerable Tribal Groups (PTGs)   |
|              | <b>38.</b> | No alienation of Tribal lands  |
|              | <b>39.</b> | Implementation of Panchayats (Extension to Scheduled Areas) Act [PESA]   |
|              | <b>40.</b> | Welfare of Minorities  |
|              | <b>41.</b> | Professional education among all minority communities  |
|              | <b>42.</b> | Reservation of OBCs in<br>- Education<br>- Employment  |
| <b>XI.</b>   |            | <b>Mahila Kalyan [Women Welfare]</b>   |
|              | <b>43.</b> | Financial Assistance for Women Welfare   |
|              | <b>44.</b> | Improved participation of women in<br>(a) Panchayats (b) Municipalities<br>(c) State Legislatures (d) Parliament                                   |

Contd.....

| Point No.     | Item No.   | Name of the Points/Items  |
|---------------|------------|---|
| <b>XII.</b>   |            | <b>Bal Kalyan (Child Welfare)</b>   |
|               | <b>45.</b> | Universalisation of ICDS Scheme   |
|               | <b>46.</b> | Functional Anganwadis   |
| <b>XIII.</b>  |            | <b>Yuva Vikas [Youth Development]</b>   |
|               | <b>47.</b> | Sports for all in Rural and Urban areas   |
|               | <b>48.</b> | Rashtriya Sadbhavana Yojana   |
|               | <b>49.</b> | National Service Scheme   |
| <b>XIV.</b>   |            | <b>Basti Sudhar [Improvement of Slums]</b>  |
|               | <b>50.</b> | Number of Urban poor families assisted under seven point charter viz. land tenure, housing at affordable cost, water, sanitation, health, education, and social security. |
| <b>XV.</b>    |            | <b>Paryavaran Sanrakshan evam Van Vridhi [Environment Protection and Afforestation]</b>   |
|               | <b>51.</b> | Afforestation<br>(a) Area Covered under Plantation on - Public and Forest Lands<br><br>(b) Number of Seedlings planted on -Public and Forest Lands                        |
|               | <b>52.</b> | Prevention of pollution of Rivers and water bodies  |
|               | <b>53.</b> | Solid and liquid waste management in<br>- Rural Areas<br>- Urban Areas  |
| <b>XVI.</b>   |            | <b>Samajik Suraksha [Social Security]</b>   |
|               | <b>54.</b> | Rehabilitation of handicapped and orphans.  |
|               | <b>55.</b> | Welfare of the aged   |
| <b>XVII.</b>  |            | <b>Grameen Sadak [Rural Roads]</b>  |
|               | <b>56.</b> | Rural Roads - PMGSY   |
| <b>XVIII.</b> |            | <b>Grameen Oorja [Energization of Rural Area]</b>   |
|               | <b>57.</b> | Bio-diesel Production   |
|               | <b>58.</b> | Rajiv Gandhi Grameen Vidyutikaran Yojana  |
|               | <b>59.</b> | Renewable Energy  |
|               | <b>60.</b> | Energising Pump sets  |
|               | <b>61.</b> | Supply of Electricity   |
|               | <b>62.</b> | Supply of Kerosene and LPG  |
| <b>XIX.</b>   |            | <b>Pichhara Kshetra Vikas [Development of Backward Areas]</b>   |
|               | <b>63.</b> | Backward Regions Grants Fund  |
| <b>XX.</b>    |            | <b>e- Shasan [IT enabled e-Governance]</b>  |
|               | <b>64.</b> | Central and State Governments   |
|               | <b>65.</b> | Panchayats and Municipalities   |

**ABBREVIATIONS USED**

|       |  |
|-------|--|
| AAY   | Antyodaya Anna Yojana                      |
| ARWSP | Accelerated Rural Water Supply Programme   |
| DDRS  | Deen Dayal Rehabilitation Scheme           |
| EWS   | Economically Weaker Section                |
| IAY   | Indira Awaas Yojana                        |
| ICDS  | Integrated Child Development Scheme        |
| LIG   | Low Income Group                           |
| MWE   | Minimum Wages Enforcement                  |
| NC    | Not Covered                                |
| NREGS | National Rural Employment Guarantee Scheme |
| PC    | Partially Covered                          |
| PMGSY | Prime Minister Grameen Sadak Yojana        |
| SC    | Scheduled Caste                            |
| RGGVY | Rajiv Gandhi Grameen Vidyutikaran Yojana   |
| SGRY  | Sampoorna Grameen Rojgar yojana            |
| SGSY  | Swaranjayanati Gram Swarojgar Yojana       |
| SHG   | Self Help Groups                           |
| ST    | Scheduled Tribe                            |
| TPDS  | Targeted Public Distribution system        |