

TWENTY POINT PROGRAMME-2006
PROGRESS REPORT
FOR
APRIL- AUGUST, 2009



GOVERNMENT OF INDIA
MINISTRY OF STATISTICS AND PROGRAMME IMPLEMENTATION
SARDAR PATEL BHAWAN, SANSAD MARG,
NEW DELHI-110 001

Website: www.mospi.gov.in

CONTENTS

		Page No.
I.	Introduction	i
II.	List of Twenty Points	ii
III.	List of Monthly Monitored Items	iii
IV.	List of items identified tentatively for ranking	iv
V.	Status of receipt of targets for Monthly Monitored items	v
VI.	List of items under TPP-2006 yet to be operationalised	viii

PART-I Overall Performance Analysis

VII.	Progress Report	1
VIII.	Highlights	2
	Table - A - All India Performance	6
	Table- B - State Wise Performance	7
	Table- C - State Wise and Item Wise Performance	12
	Table- D – Score Card and Ranking of States	21

PART- II Performance Tables

Table No.	Description of Item	
1	Employment Generation - NREG Scheme	24
2 A)	Swaranjayanti Gram Swarajgar Yojana (SGSY)	25
2(B)	SC, ST, Women and Disabled Swarozgaries Assisted under SGSY	27
3(A)	SHGs Formed under SGSY	28
3(B)	SHGs to whom income generating activities provided	29
4(A)	Distribution of waste land to the landless	31
4(B)	Waste land distributed to SC, ST and others	32
5(A)	Minimum Wages Enforcement (Including Farm Labour)	33
	(i) Inspections made (ii) Irregularities detected	
	(iii) Irregularities rectified	
5(B)	Minimum Wages Enforcement (Including Farm Labour) (i)	34
	Claims filed (ii) Claims settled	
5(c)	Minimum Wages Enforcement (Including Farm Labour) (i)	35
	Prosecution cases pending (ii) Prosecution cases filed (iii)	
	Prosecution cases decided	
6(A)	<i>Food Security:</i> Targeted Public Distribution System (TPDS) for AAY, APL & BPL,	36
6(B)	<i>Food Security:</i> TPDS only for Antyodaya Anna Yojana (AAY)	38
6(C)	<i>Food Security:</i> TPDS only for Above Poverty Line (APL)	40
6(D)	<i>Food Security:</i> TPDS only for Below Poverty Line (BPL)	42

Contd...

Table No.	Description of Item	Page No.
7	Rural Housing - Indira Awaas Yojana	44
8	EWS/LIG Houses in Urban Areas	46
9(A)	Rural Areas - ARWSP Habitations (NC/PC) covered	48
9(B)	Slipped back habitations and habitations with water quality problem addressed	49
10	Sanitation Programme in Rural Areas	51
11	Institutional Delivery	52
12	SC Families Assisted	53
13	Universalization of ICDS Scheme	55
14	Functional Anganwadis	57
15	No. of Urban poor families assisted under Seven Point Charter	59
16(A)	Afforestation- Area Covered under Plantation- (Public and Forest Lands)	61
16(B)	<i>Afforestation</i> : Seedlings Planted – (Public and Forest Lands)	63
17	Rural Roads constructed under (PMGSY)	65
18	Village electrified under Rajiv Gandhi Grameen Vidyutikaran Yojana (RGGVY)	67
19	Energising pump sets	69
20	Supply of Electricity	71
Annexures		
○	List of 65 items to be monitored under TPP-2006	Annexure – I 73-75
○	Abbreviations used	Annexure - II 76

Twenty Point Programme – 2006

An Introduction

The Twenty Point Programme (TPP) was launched by the Government of India in the year 1975 and restructured in 1982, 1986 and again in 2006. The restructured programme, known as Twenty Point Programme (TPP) – 2006, became operational with effect from 1st April, 2007. The Programme is meant to give a thrust to schemes relating to poverty alleviation, employment generation in rural areas, housing, education, family welfare & health, protection of environment and many other schemes having a bearing on the quality of life, especially in the rural areas.

2. The programmes and schemes under the TPP-2006 are in harmony with the priorities contained in the Millennium Development Goals (MDGs) of the United Nations and SAARC Social Charter. The original nomenclature, namely the Twenty Point Programme, which has been in existence for more than three decades and carries the stamp of familiarity among the people and administrative agencies, has been retained.

3. Twenty Point Programme (TPP) – 2006 originally consisted of 20 Points and 66 items being monitored individually by Central Nodal Ministries concerned. During 2007-08, out of 66 items, 22 items were monitored on monthly basis. From 1st April, 2008 *Sampoorna Grameen Rojgar Yojana* (SGRY) has been merged with another item namely “*National Rural Employment Guarantee Act*” therefore, SGRY has been dropped from the list of 66 items and only 65 items are now monitored under TPP-2006 since 2008-09. The list of 65 items is enclosed at *Annexure-I*.

4. Out of 65 items, 20 items (information in respect of 16 items is being collected from various States/ UTs and for remaining 4 items from the concerned Central Nodal Ministries) are being monitored on monthly basis during the period 2009-10. The remaining items under TPP-2006, are being monitored on annual basis as the information in respect of these items will be made available by the concerned Central Nodal Ministries only on annual basis. For the purpose of ranking, the performance of States on monthly basis in respect of 20 identified parameters have been evaluated.

5. Some of the schemes/programmes are yet to be operationalised by the Central Nodal Ministries concerned. These items will be monitored only after the schemes concerning them come into existence and their frequency of monitoring will be decided later. The details of such items are available on the page number (viii) of the report.

6. The monitoring mechanism for TPP-2006 has been widened by including block level monitoring in addition to District, State and Central level monitoring. Most of the States/Union Territories have constituted the block, district and state level monitoring committees. At the Centre, the progress of individual items is monitored and reviewed by the Departments/Ministries concerned. The Ministry of Statistics & Programme Implementation (MOSPI) monitors the Programme/ schemes covered under TPP-2006 on the basis of performance report received from State Government and central nodal Ministries. The Monitoring Guidelines of TPP-2006 issued to States/UTs are also available on the website of the Ministry (www.mospi.gov.in).

Twenty Point Programme – 2006

Twenty Points

1. Garibi Hatao [Poverty Eradication]
2. Jan Shakti (Power to People)
3. Kisan Mitra [Support to Farmers]
4. Shramik Kalyan [Labour Welfare]
5. Khadya Suraksha [Food Security]
6. Subke Liye Aawas [Housing for All]
7. Shudh Peya Jal [Clean Drinking Water]
8. Jan Jan Ka Swasthya [Health for All]
9. Sabke Liye Shiksha [Education for All]
10. Anusuchit Jaati, Jan Jaati, Alp-sankhyak evam Anya Pichhra Varg Kalyan [Welfare of Scheduled Castes, Scheduled Tribes, Minorities and OBCs]
11. Mahila Kalyan [Women Welfare]
12. Bal Kalyan [Child Welfare]
13. Yuva Vikas [Youth Development]
14. Basti Sudhar [Improvement of Slums]
15. Paryavaran Sanrakshan evam Van Vridhi [Environment Protection and Afforestation]
16. Samajik Suraksha [Social Security]
17. Grameen Sadak [Rural Roads]
18. Grameen Oorja [Energization of Rural Area]
19. Pichhara Kshetra Vikas [Development of Backward Areas]
20. e- Shasan [IT enabled e-Governance]

Twenty Point Programme – 2006

Monthly Monitored Items

1. Employment generation under the National Rural Employment Guarantee Scheme
2. Swaranjayanti Gram Swarojgar Yojana (SGSY)
3. ***Self help Groups:***
 - (i) Self help Groups formed under SGSY
 - (ii) SHGs to whom income generating activities provided under SGSY
4. Distribution of Waste land to landless
5. Minimum Wages Enforcement (Including Farm Labour)
6. ***Food Security:***
 - (i) Targeted Public Distribution System (TPDS) for AAY, APL& BPL,
 - (ii) TPDS only for Antyodaya Anna Yojana (AAY)
 - (iii) TPDS only for Above Poverty Line (APL)
 - (iv) TPDS only for Below Poverty Line (BPL)
7. Rural Housing for Indira Awaas Yojana (IAY)
8. EWS/LIG Houses in Urban Areas
9. ***Rural Areas-*** Accelerated Rural Water Supply Programme (ARWSP)
 - (i) Habitations covered (NC &PC)
 - (ii) Slipped back habitations and habitations with water quality problems addressed
10. Sanitation Programme in Rural Areas
11. Institutional Delivery
12. SC Families Assisted
13. Universalisation of ICDS Scheme
14. Functional Anganwadis
15. Number of Urban poor families assisted under seven point charter viz. land tenure, housing at affordable cost, water, sanitation, health, education, and social security.
16. ***Afforestation:***
 - (a) Area Covered under Plantation on - Public and Forest Lands
 - (b) Number of Seedlings planted on -Public and Forest Lands
17. Rural Roads constructed under Prime Minister Grameen Sadak Yojana (PMGSY)
18. Village Electrified under Rajiv Gandhi Grameen Vidyutikaran Yojana (RGGVY)
19. Energising Pump sets
20. Supply of Electricity

Twenty Point Programme – 2006

Items identified for ranking

For the purpose of ranking the performance of States under TPP-2006 on monthly basis, the following 15 items & 20 Parameters have been identified.

Items	Parameters	Description of Item
1	1	Individual Swarozgaries Assisted under SGSY
2	2	SHGs to whom income generating activities provided under SGSY
3	-	Food Security:
	3	(i) Targeted Public Distribution System (TPDS) for AAY, APL & BPL,
	4	(ii) TPDS only for Antyodaya Anna Yojana (AAY)
	5	(iii) TPDS only for Above Poverty Line (APL)
	6	(iv) TPDS only for Below Poverty Line (BPL)
4	7	Rural Housing under Indira Awaas Yojana (IAY)
5	8	EWS/LIG Houses in Urban Areas
6	-	Rural Areas:
	9	(i) Accelerated Rural Water Supply Programme-Habitation covered (NC & PC)
	10	(ii) Slipped back habitations and habitation with water quality problems addressed - ARWSP
7	11	SC Family Assisted
8	12	Universalisation of ICDS Scheme
9	13	Functional Anganwadis
10.	14	Number of Urban poor families assisted under seven point charter viz. land tenure, housing at affordable cost, water, sanitation, health, education, and social security.
11	-	Afforestation:
	15	(i) Area Covered under Plantation on - Public and Forest Lands
	16	(ii) Number of Seedlings planted on - Public and Forest Lands
12	17	Rural Roads constructed under Prime Minister Grameen Sadak Yojana (PMGSY)
13	18	Village electrified under Rajiv Gandhi Grameen Vidyutikaran Yojana (RGGVY)
14	19	Energising Pump sets
15	20	Supply of Electricity

Status of receipt of targets for Monthly Monitored items under TPP-2006

Sl. No .	Name of the item	Parameters/ indicators	Whether targetable / non targetable	Whether targets have been received	Nodal Ministry
1	Employment generation under the National Rural Employment Guarantee Scheme	(i) No. of job card issued (ii) Employment generated (iii) Wages given	Non targetable	-	Ministry of Rural Development
2	Swaranjayanti Gram Swarojgar Yojana (SGSY)	<i>Individual Swarozgaries Assisted</i> (i) Total (ii) SC (iii) ST (iv) Women (v) Disabled person	Targetable	Yes	-do-
3	Self help Groups	SHGs under SGSY - SHGs formed - SHGs to whom income generating activities provided	Non targetable Targetable	- Yes	-do- -do-
4	Distribution of waste land to the landless	Waste Land distributed (i) Total (ii) SC (iii)ST (iv) Others	Non targetable	-	-do-
5	Rural Housing - Indira Awaas Yojana (IAY)	Houses sanctioned	Targetable	Yes	-do-
6	Rural Areas - Accelerated Rural Water Supply Programme -(ARWSP)	(i) Habitations covered (NC/PC) (ii) Slipped back Habitations and Habitations with water quality problem addressed	Targetable Targetable	Yes Only for three States Yes	-do- -do-

Sl. No	Name of the item	Parameters/ indicators	Whether targetable / non targetable	Whether targets have been received	Nodal Ministry
7	Sanitation Programme in Rural Areas	Individual Household latrines constructed	Non targetable	-	-do-
8	Rural Roads – PMGSY	Length of Road Constructed	Targetable	Yes	-do-
9.	Minimum Wages Enforcement (including Farm Labour)	(a)Agriculture and Farm workers (i) Inspections made (ii) Irregularities detected (iii) Irregularities rectified (iv) Claims filed (v) claims settled (vi) Prosecution cases pending (vii) Prosecution cases file d (viii) Prosecution cases decided (b) others	Non - targetable	-	Ministry of Labour & Employment
10.	Food Security : (i) Targeted Public Distribution System (AAY+APL+BPL) (ii) Antyodaya Anna Yojana (iii)Above Poverty Line (APL) (iv) Below Poverty Line (BPL)	Allocation of Food Grains to States/UTs Allocation of Food Grains to States/UTs Allocation of Food Grains to States/UTs Allocation of Food Grains to States/UTs	Targetable -do- -do- -do-	Yes Yes Yes Yes	Ministry of Consumer Affairs, Food & Public Distribution -do- -do-
11.	Institutional Delivery	Delivery in Institutions	Non targetable	-	-do-
12.	SC Families Assisted	SC Families Assisted	Targetable	No	M/o Social Justice and Empowerment
13.	Universalisation of ICDS Scheme	ICDS Blocks Operational (Cumulative)	Targetable	Yes	Ministry of Women and Child Development
14.	Functional Anganwadis	Anganwadis Functional (cumulative)	Targetable	Yes	-do-

Sl. No.	Name of the item	Parameters/ indicators	Whether targetable / non targetable	Whether targets have been received	Nodal Ministry
15.	EWS/LIG Houses in Urban Areas	Houses Constructed	Targetable	Yes (Targets received in respect of only ten States)	M/o Housing and Urban Poverty Alleviation
16.	Number of Urban poor families assisted under seven point charter viz. land tenure, housing at affordable cost, water, sanitation, health, education, and social security.	Poor Families Assisted	Targetable	Yes	-do-
17.	Afforestation: (a) Area Covered under Plantation on - Public and Forest Lands (b) Number of Seedlings planted on -Public and Forest Lands	(a) Area Covered under Plantation on - Public and Forest Lands (b) Number of Seedlings planted on -Public and Forest Lands	Targetable Targetable	Yes Yes	Ministry of Environment and Forest -do-
18.	Rajiv Gandhi Grameen Vidyutikaran Yojana (RGGVY)	Villages electrified	Targetable	Yes	Ministry of Power
19.	Energising Pump sets	Pumpsets Energised	Targetable	Yes	-do-
20	Supply of Electricity	Electricity demanded	Targetable	Yes	-do-

List of items where the concerned schemes are yet to be operationalised

- (i) ***Quick and inexpensive justice–Gram Nyayalayas and Nyaya Panchayats:*** Ministry of Panchayati Raj is consulting Central Ministries and States/UT Governments regarding draft bill on Nyaya Panchayats.
- (ii) ***Social Security for Agricultural and Unorganised Labour:*** To provide Social Security to workers in the unorganized sector, including agricultural labour, the Unorganised Sector Workers’ Social Security Bill, 2007, was introduced in the Rajya Sabha on 10.9.07 and is being examined by the Parliamentary Standing Committee on Labour.
- (iii) ***Sports for all in Rural and Urban Areas:*** The scheme titled “Nagar Palika Yuva Krida Aur Khel Abhiyan” for the development of sports infrastructure in urban areas is yet to be approved.

PART - I

TWENTY POINT PROGRAMME - 2006

OVERALL PERFORMANCE ANALYSIS

Twenty Point Programme-2006

Progress Report –(April-August, 2009)

This monthly progress report of Twenty Point Programme-2006 consists of two parts: **Part-I** contains an analysis of the overall performance, whereas **Part-II** deals with item-wise performance.

2. The report is compiled on the basis of data received from the Central Nodal Ministries and State Governments/UT Administrations. The data is received either through web enabled software developed by National Informatics Centre (NIC) Cell in this Ministry or through Fax/e-mail/post. The processing of data has been done in association with NIC Cell.

3. The analysis for the period of **April-August, 2009** shows that the performance under **thirteen items** has been **‘Very Good’** (90% or above the targets). These items are:

- (i) Individual Swarozgaries Assisted- SGSY
- (ii) Road Constructed under Prime Minister Grameen Sadak Yojana (PMGSY)
- (iii) Pumpssets Energised
- (iv) Seedlings Planted (Public and Forest Lands)
- (v) ICDS Blocks Operational (Cum.)
- (vi) *Food Security*: Targeted Public Distribution System only for AAY
- (vii) Anganwadis Functional (Cum.)
- (viii) *Food Security*: Targeted Public Distribution System only for BPL
- (ix) Houses Constructed under Indira Awaas Yojana (IAY)
- (x) *Food Security*: Targeted Public Distribution System for APL, BPL & AAY
- (xi) Area Covered under Plantation (Public and Forest Lands)
- (xii) *Food Security*: Targeted Public Distribution System only for APL and
- (xiii) Supply of Electricity

4. The performance of **one item** has been **‘Good’** (80% to 90% of target). The item is:

- (i) SHGs Provided Income Generating Activities

5. The performance of **six items** has been **‘Poor’** (below 80% of target). These items are:

- (i) Houses constructed under EWS/LIG
- (ii) Village Electrified under Rajiv Gandhi Grameen Vidyutikaran Yojana (RGGVY)
- (iii) SC Families Assisted
- (iv) Urban Poor Families Assisted under Seven Point Charter
- (v) Slipped back habitations and habitations with water quality problems addressed–ARWSP and
- (vi) Habitations covered (NC and PC)- ARWSP

6. The item “*Sapoorna Gramin Rojgar Yojana (SGRY)*” has been merged with “*National Rural Employment Guarantee Scheme-NREGS*” with effect from 1st April, 2008. Some of items under TPP-2006 namely “*National Rural Employment Guarantee Scheme-NREGS*”, “*Self help Groups formed under SGSY*”, “*Sanitation Programme in Rural Areas*” and “*Institutional Delivery*” are demand driven where as no targets are assigned by concerned nodal Ministries for the items like “*Distribution of Wasteland to the landless*” & “*Minimum Wages Enforcement (including Farm Labour)*” as such all these items are being monitored on monthly basis without any targets. These items shall not be considered for the purpose of ranking. In order to monitor the performance of TPDS under *Food Security* in a more purpose full manner, two more parameters namely APL & BPL have been added besides existing parameters for monitoring on monthly basis. The items where monthly/quarterly/ annual targets have been provided by the Ministries concerned, monthly targets have been worked out on prorata basis.

7. MPR has not received from States of Chhattisgarh and Jharkhand despite of repeated reminders over telephone till finalization of this report, therefore the performance of State for the month of April-August, 2009 has been reported as ‘Nil’ in this MPR.

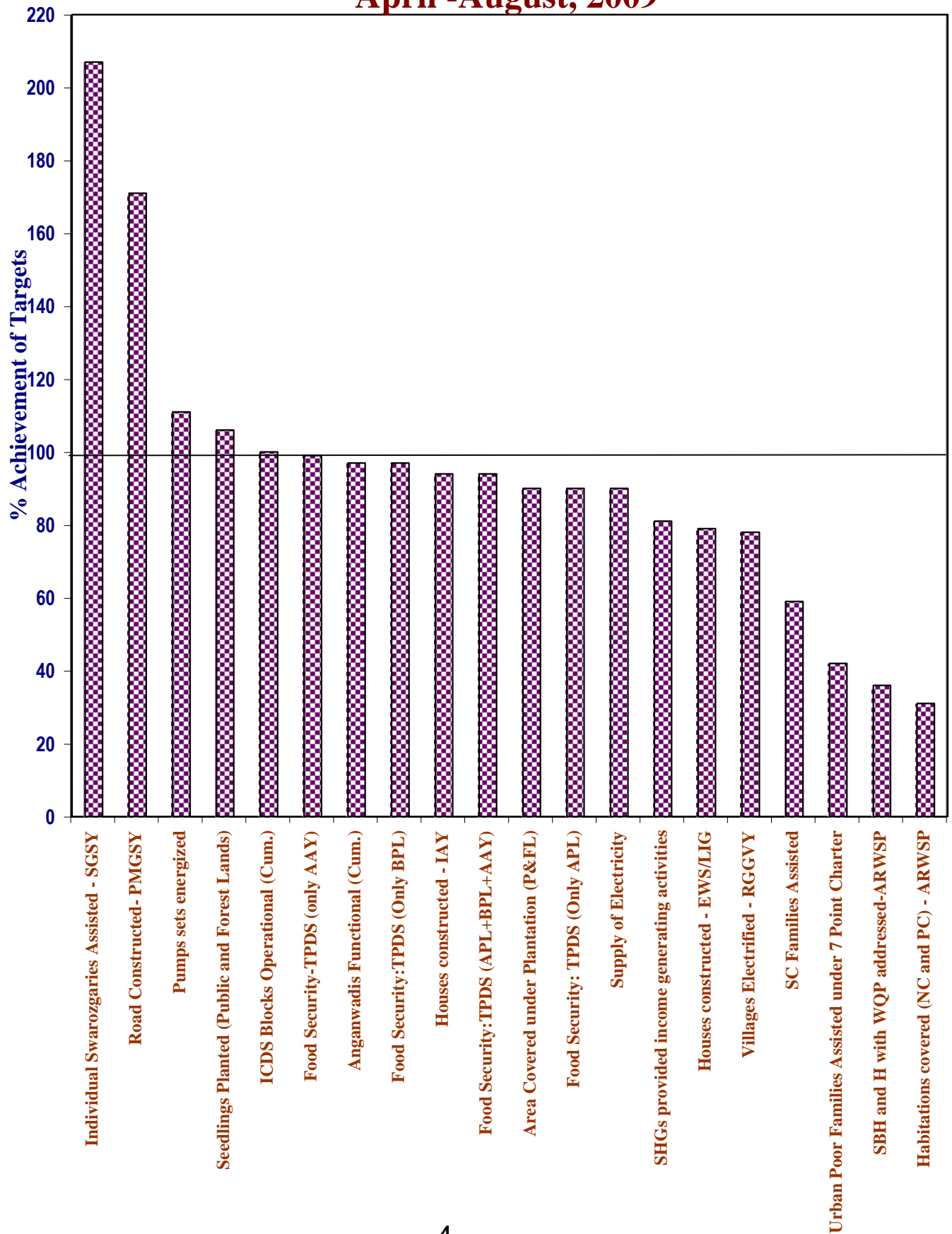
HIGHLIGHTS

Sl. No.	Item	Achievement for April-August, 2009
Employment Generated under NREGS.		
1	No.of Job cards issued	400.20 lakh
2	Employment generated	11968.29 lakh mandays
3	Wages given	Rs. 10327.28 crore
Swaranjayanti Gram Swarajgar Yojana (SGSY)		
4	No. of Individual Swarozgaries Assisted	157,734
Self help Groups		
5	No.of SHGs formed	90,529
6	No.of SHGs to whom income generating activities provided	35,476
Distribution of waste land to the landless		
7	Land distributed	35,546 hectare
Minimum Wages Enforcement (Including Farm Labour)		
8	No.of Inspections made	88,972
9	No.of Irregularities detected	15,947
10	No.of Irregularities rectified	15,179
11	No.of Claims filed	2,475
12	No.of Claims settled	2,711
13	No.of Prosecution cases Pending	10,258
14	No.of Prosecution cases filed	15
15	No.of Prosecution cases decided	65
Food Security: (i) TPDS (ii) AAY		
16	Food Security: Targeted Public Distribution System (TPDS)	182.15 lakh tones
17	Food Security: Antyodaya Anna Yojana (AAY)	42.02 lakh tones
18	Food Security: Above Poverty Line (APL)	70.10 lakh tones
19	Food Security: Below Poverty Line (BPL)	70.04 lakh tones
Rural Housing-Indira Awaas Yojana		
20	No.of Houses constructed	8,84,113
EWS/LIG Houses in Urban Areas		
21	No. of Houses constructed	52,347

Contd.....

Sl. No.	Item	Achievement for April-August, 2009
Rural Areas. - Accelerated Rural Water Supply Programme		
22	Habitations covered (NC and PC)	54
23	Slipped back habitations and habitations with water quality problems addressed	13,173
Sanitation Programme in Rural Areas		
24	No.of Individual household latrines constructed	42.75 lakh
Institutional Delivery		
25	No.of Deliveries in Institutions	51.76 lakh
SC Families Assisted		
26	No.of SC Families Assisted	11.68 lakh
Universalisation of ICDS Schemes		
27	No. of ICDS Blocks Operational (Cum.)	6,288
Functional Anganwadis		
28	No.of Anganwadis Functional (Cum.)	10.58 lakh
Number of Urban poor families assisted under seven point charter viz. land tenure, housing at affordable cost, water, sanitation, health, education, and social security.		
29	No. of Poor Families Assisted	40,557
Afforestation:		
(i) Area Covered under Plantation (Public & Forest Lands)		
(ii) Seedlings planted (Public & Forest Lands)		
30	Area Covered under Plantation (Public and Forest Lands)	6,81,208 hectares
31	No. of Seedlings planted (Public and Forest Lands)	51.88 crore
Rural Road- Prime Minister Grameen Sadak Yojana (PMGSY)		
32	Length of Road Constructed	19,367 Kms
Rajiv Gandhi Grameen Vidyutikaran Yojana (RGGVY)		
33	No.of Villages Electrified	6,153
Energized Pumps sets		
34	No.of Pumps sets energized	97,696
Supply of Electricity		
35	Electricity supplied	3,07,066 million units (MU)

PERFORMANCE DURING April -August, 2009



ACHIEVEMENT HIGHLIGHTS

PERFORMANCE DURING APRIL-AUGUST, 2009

The cumulative performance during April to August, 2009 has been "Very Good" for 13 items, "Good" for 1 item, and "Poor" for 6 items.

A. "Very Good" Performance (90% or above of targets)

<u>No.</u>	<u>Items</u>	<u>% Achievement</u>
01B01	Individual Swarozgaries Assisted - SGSY	207
17A01	Road Constructed- PMGSY	171
18D01	Pumps sets energized	111
15A02	Seedlings Planted (Public and Forest Lands)	106
12A01	ICDS Blocks Operational (Cum.)	100
05B02	Food Security- Targeted Public Distribution System (only AAY)	99
12B01	Anganwadis Functional (Cum.)	97
05D02	Food Security: Targeted Public Distribution System (Only BPL)	97
06A01	Houses constructed - IAY	94
05A02	Food Security: Targeted Public Distribution System (APL+BPL+AAY)	94
15A01	Area Covered under Plantation (Public and Forest Lands)	90
05C02	Food Security: Targeted Public Distribution System (Only APL)	90
18E02	Supply of Electricity	90

B. "Good" Performance (80% to 90%)

01E02	SHGs provided income generating activities	81
-------	--	----

C. Areas of concern-where the performance is below 80%

06B01	Houses constructed - EWS/LIG	79
18B01	Villages Electrified - RGGVY	78
10A01	SC Families Assisted	59
14A01	Urban Poor Families Assisted under Seven Point Charter	42
07A02	Slipped back habitations and habitations with water quality problems addressed-ARWSP	36
07A01	Habitations covered (NC and PC) - ARWSP	31

Table - A

Targets for 2009-2010 & April to August, 2009 and achievements during the period April to August, 2009
ALL INDIA PERFORMANCE

No	Item Code	Item Description	Units	Targets		Achievements	% Achievements of Targets during April - August, 2009
				2009-2010	April - August, 2009	April - August, 2009	
1	01B01	Individual Swarozgaries Assisted - SGSY	Number	2,69,600	76,380	1,57,734	207
2	01E02	SHGs provided income generating activities	Number	1,55,285	43,993	35,476	81
3	05A02	Food Security: Targeted Public Distribution System (TPDS)	Tonnes	-	1,93,30,336	1,82,15,206	94
4	05B02	Food Security: Antodaya Anna Yojana (AAY)	Tonnes	-	42,48,155	42,01,709	99
5	05C02	Food Security: Targeted Public Distribution System (Only APL)	Tonnes	-	78,23,890	70,09,886	90
6	05D02	Food Security: Targeted Public Distribution System (Only BPL)	Tonnes	-	72,55,291	70,03,611	97
7	06A01	Houses constructed - IAY	Number	40,52,242	9,45,528	8,84,113	94
8	06B01	Houses constructed - EWS/LIG	Number	1,59,707	66,522	52,347	79
9	07A01	Habitations covered (NC and PC) - ARWSP	Number	748	174	54	31
10	07A02	Slipped back habitations and habitations with water quality problems addressed-ARWSP	Number	1,58,003	36,856	13,173	36
11	10A01	SC Families Assisted	Number	47,74,200	19,89,200	11,67,654	59
12	12A01	ICDS Blocks Operational (Cum.)	Number	7,073	6,287	6,288	100
13	12B01	Anganwadis Functional (Cum.)	Number	13,56,027	10,89,467	10,57,618	97
14	14A01	Urban Poor Families Assisted under Seven Point Charter	Number	2,33,711	97,366	40,557	42
15	15A01	Area Covered under Plantation (Public and Forest Lands)	Hectares	18,13,000	7,55,402	6,81,208	90
16	15A02	Seedlings Planted (Public and Forest Lands)	Number	1,17,84,51,000	49,10,21,241	51,88,19,911	106
17	17A01	Road Constructed - PMGSY	Kilometer	55,000	11,325	19,367	171
18	18B01	Villages Electrified - RGGVY	Number	19,000	7,907	6,153	78
19	18D01	Pumps sets energized	Number	2,10,594	87,737	97,696	111
20	18E02	Electricity supplied	Million Units	-	3,41,565	3,07,066	90

Table - B

STATE-WISE PERFORMANCE DURING APRIL TO AUGUST, 2009 (PERCENT ACHIEVEMENT)

Item No.	Description	ALL INDIA	AP	ARP	AS	BI	CHHA.	DELHI	GOA
01B01	Individual Swarozgaries Assisted - SGSY	207	207	23	32	2	81	NA	11
01E02	SHGs provided income generating activities	81	328	5	111	61	36	NA	68
05A02	Food security-Targeted Public Distribution system (APL+BPL+AAY)	94	101	101	100	59	84	101	108
05B02	Food security-Targeted Public Distribution system (only AAY)	99	101	98	100	88	99	87	92
05C02	Food Security - Targeted Public Distribution System (Only APL)	90	102	103	102	14	45	107	112
05D02	Food Security - Targeted Public Distribution System (Only BPL)	97	100	97	100	59	99	82	100
06A01	Houses constructed - IAY	94	184	39	68	99	0	NA	91
06B01	Houses constructed - EWS/LIG	79	48	100	0	NA	0	0	0
07A01	Habitations covered (NC and PC) - ARWSP	31	NA	NA	NA	NA	NA	NA	NA
07A02	Slipped back habitations and habitations with water quality problems addressed-ARWSP	36	62	0	8	2	0	NA	NA
10A01	SC Families Assisted	59	18	NA	0	2	3	10	40
12A01	ICDS Blocks Operational (Cum.)	100	100	100	100	100	99	100	100
12B01	Anganwadis Functional (Cum.)	97	91	100	100	99	91	100	100
14A01	Urban Poor Families Assisted under Seven Point Charter	42	NA	NA	0	NA	0	0	NA
15A01	Area Covered under Plantation (Public and Forest Lands)	90	57	4	0	85	0	20	89
15A02	Seedlings Planted (Public and Forest Lands)	106	48	72	47	85	0	195	206
17A01	Road Constructed- PMGSY	171	154	251	0	44	186	NA	NA
18B01	Villages Electrified - RGGVY	78	NA	5	34	74	11	NA	NA
18D01	Pumps sets energized	111	89	NA	NA	NA	NA	NA	NA
18E02	Supply of Electricity	90	92	79	90	85	97	99	97

NA - Not Applicable

Table - B(Contd.)

STATE-WISE PERFORMANCE DURING APRIL TO AUGUST, 2009 (PERCENT ACHIEVEMENT)

Item No.	Description	ALL INDIA	GUJ	HRY	HP	J&K	JHAR.	KAR	KER
01B01	Individual Swarozgaries Assisted - SGSY	207	425	102	155	295	91	591	55
01E02	SHGs provided income generating activities	81	201	60	111	26	63	64	39
05A02	Food security-Targeted Public Distribution system (API+RPI+AAAY)	94	64	45	102	113	81	98	93
05B02	Food security-Targeted Public Distribution system (only AAAY)	99	95	91	107	101	100	101	104
05C02	Food Security - Targeted Public Distribution System (Only APL)	90	30	21	102	118	19	94	83
05D02	Food Security - Targeted Public Distribution System (Only BPL)	97	98	94	100	108	93	101	106
06A01	Houses constructed - IAY	94	80	117	71	52	57	118	71
06B01	Houses constructed - EWS/LIG	79	625	19	NA	NA	NA	49	42
07A01	Habitations covered (NC and PC) - ARWSP	31	NA	NA	NA	NA	NA	NA	NA
07A02	Slipped back habitations and habitations with water quality problems addressed-ARWSP	36	160	123	171	0	30	131	0
10A01	SC Families Assisted	59	60	84	86	80	100	31	112
12A01	ICDS Blocks Operational (Cum.)	100	100	100	100	101	100	100	100
12B01	Anganwadis Functional (Cum.)	97	99	99	100	86	101	99	100
14A01	Urban Poor Families Assisted under Seven Point Charter	42	61	NA	NA	NA	NA	9	NA
15A01	Area Covered under Plantation (Public and Forest Lands)	90	88	102	76	12	78	213	178
15A02	Seedlings Planted (Public and Forest Lands)	106	144	294	76	7	164	236	304
17A01	Road Constructed- PMGSY	171	82	249	256	85	202	185	71
18B01	Villages Electrified - RGGVY	78	NA	NA	NA	0	77	NA	NA
18D01	Pumps sets energized	111	226	143	143	NA	NA	165	62
18E02	Supply of Electricity	90	98	96	97	75	95	93	97

NA - Not Applicable

Table - B(Contd.)

STATE-WISE PERFORMANCE DURING APRIL TO AUGUST, 2009 (PERCENT ACHIEVEMENT)

Item No.	Description	ALL INDIA	MP	MAH	MANI	MEGH	MIZ	NAGA	ORI
01B01	Individual Swarozgaries Assisted - SGSY	207	196	53	5	562	115	43	2
01E02	SHGs provided income generating activities	81	65	67	22	294	20	44	8
05A02	Food security-Targeted Public Distribution system (API+RPI+AAY)	94	91	88	122	99	105	115	100
05B02	Food security-Targeted Public Distribution system (only AAY)	99	105	94	114	101	97	127	110
05C02	Food Security - Targeted Public Distribution System (Only APL)	90	67	74	127	98	108	109	86
05D02	Food Security - Targeted Public Distribution System (Only BPL)	97	108	96	123	100	100	123	101
06A01	Houses constructed - IAY	94	93	68	167	57	71	66	21
06B01	Houses constructed - EWS/LIG	79	NA	48	NA	NA	0	NA	0
07A01	Habitations covered (NC and PC) - ARWSP	31	NA	NA	NA	NA	NA	NA	NA
07A02	Slipped back habitations and habitations with water quality problems addressed-ARWSP	36	117	11	0	53	0	0	NA
10A01	SC Families Assisted	59	110	14	0	NA	NA	NA	6
12A01	ICDS Blocks Operational (Cum.)	100	100	100	111	100	100	100	100
12B01	Anganwadis Functional (Cum.)	97	97	88	127	73	100	100	103
14A01	Urban Poor Families Assisted under Seven Point Charter	42	NA	0	NA	32	NA	NA	NA
15A01	Area Covered under Plantation (Public and Forest Lands)	90	75	135	58	28	14	0	112
15A02	Seedlings Planted (Public and Forest Lands)	106	59	166	49	27	9	0	93
17A01	Road Constructed- PMGSY	171	161	236	810	52	146	348	186
18B01	Villages Electrified - RGGVY	78	1,930	NA	49	200	0	0	81
18D01	Pumps sets energized	111	76	NA	NA	NA	NA	NA	150
18E02	Supply of Electricity	90	81	82	74	84	77	81	99

NA - Not Applicable

Table - B(Contd.)

STATE-WISE PERFORMANCE DURING APRIL TO AUGUST, 2009 (PERCENT ACHIEVEMENT)

Item No.	Description	ALL INDIA	PUDU	PUN	RAJ	SIK	TN	TRI	UTTA.
01B01	Individual Swarozgaries Assisted - SGSY	207	0	325	56	483	88	0	129
01E02	SHGs provided income generating activities	81	190	61	34	67	32	0	118
05A02	Food security-Targeted Public Distribution system (API +RPI +AAY)	94	54	79	100	106	126	91	95
05B02	Food security-Targeted Public Distribution system (only AAY)	99	75	64	100	112	124	107	97
05C02	Food Security - Targeted Public Distribution System (Only APL)	90	14	79	100	106	134	83	89
05D02	Food Security - Targeted Public Distribution System (Only BPL)	97	71	91	101	103	117	99	102
06A01	Houses constructed - IAY	94	6	83	89	195	110	54	60
06B01	Houses constructed - EWS/LIG	79	0	NA	46	130	60	0	NA
07A01	Habitations covered (NC and PC) - ARWSP	31	NA	22	41	NA	NA	NA	0
07A02	Slipped back habitations and habitations with water quality problems addressed-ARWSP	36	NA	177	36	0	33	9	81
10A01	SC Families Assisted	59	62	60	70	0	100	1	65
12A01	ICDS Blocks Operational (Cum.)	100	100	100	100	100	100	104	100
12B01	Anganwadis Functional (Cum.)	97	100	107	100	100	100	100	74
14A01	Urban Poor Families Assisted under Seven Point Charter	42	NA	NA	NA	93	148	103	NA
15A01	Area Covered under Plantation (Public and Forest Lands)	90	65	125	173	68	25	51	211
15A02	Seedlings Planted (Public and Forest Lands)	106	81	122	120	65	14	68	326
17A01	Road Constructed- PMGSY	171	NA	519	227	92	275	0	150
18B01	Villages Electrified - RGGVY	78	NA	NA	47	0	NA	0	65
18D01	Pumps sets energized	111	64	NA	90	NA	150	NA	185
18E02	Supply of Electricity	90	89	86	95	76	95	88	95

NA - Not Applicable

Table - B(Contd.)

STATE-WISE PERFORMANCE DURING APRIL TO AUGUST, 2009 (PERCENT ACHIEVEMENT)

Item No.	Description	ALL INDIA	UP	WB	A&N	CHND.	D&N	D&D	LAKSH
01B01	Individual Swarozgaries Assisted - SGSY	207	549	266	243	NA	86	329	0
01E02	SHGs provided income generating activities	81	90	42	280	NA	0	0	140
05A02	Food security-Targeted Public Distribution system (APL+BPL+AAY)	94	104	100	54	98	80	58	60
05B02	Food security-Targeted Public Distribution system (only AAY)	99	96	86	76	40	80	83	0
05C02	Food Security - Targeted Public Distribution System (Only APL)	90	120	107	51	100	81	43	82
05D02	Food Security - Targeted Public Distribution System (Only BPL)	97	95	101	62	94	80	82	0
06A01	Houses constructed - IAY	94	77	117	10	NA	43	0	185
06B01	Houses constructed - EWS/LIG	79	NA	0	NA	NA	NA	NA	NA
07A01	Habitations covered (NC and PC) - ARWSP	31	NA	NA	NA	NA	NA	NA	NA
07A02	Slipped back habitations and habitations with water quality problems addressed-ARWSP	36	81	8	0	NA	NA	NA	NA
10A01	SC Families Assisted	59	68	32	NA	153	NA	NA	NA
12A01	ICDS Blocks Operational (Cum.)	100	100	100	100	100	100	100	100
12B01	Anganwadis Functional (Cum.)	97	100	97	100	100	87	91	100
14A01	Urban Poor Families Assisted under Seven Point Charter	42	NA	NA	NA	NA	NA	NA	NA
15A01	Area Covered under Plantation (Public and Forest Lands)	90	164	0	73	125	247	73	62
15A02	Seedlings Planted (Public and Forest Lands)	106	250	35	113	125	768	247	101
17A01	Road Constructed- PMGSY	171	261	100	NA	NA	NA	NA	NA
18B01	Villages Electrified - RGGVY	78	NA	125	NA	NA	NA	NA	NA
18D01	Pumps sets energized	111	65	80	NA	NA	NA	NA	NA
18E02	Supply of Electricity	90	78	97	75	100	93	89	100

NA - Not Applicable

Table - C

Items in which the States/UTs performance is Very Good (90% and above),
Good (80% to 90%) and Poor (below 80%) during the period
April to August, 2009

1. ANDHRA PRADESH

Very Good

Individual Swarozgaries Assisted - SGSY, SHGs provided income generating activities, Food Security:Targeted Public Distribution System(TPDS), Food Security:Antodaya Anna Yojana(AAY), Food Security:Targeted Public Distribution System (Only APL), Food Security:Targeted Public Distribution System (Only BPL), Houses constructed - IAY, ICDS Blocks Operational (Cum.), Anganwadis Functional (Cum.), Road Constructed-PMGSY, Electricity supplied

Good

Pumps sets energized

Poor

Houses constructed - EWS/LIG, Slipped back habitations and habitations with water quality problems addressed-ARWSP, SC Families Assisted, Area Covered under Plantation (Public and Forest Lands), Seedlings Planted (Public and Forest Lands)

2. ARUNACHAL PRADESH

Very Good

Food Security:Targeted Public Distribution System(TPDS), Food Security:Antodaya Anna Yojana(AAY), Food Security:Targeted Public Distribution System (Only APL), Food Security:Targeted Public Distribution System (Only BPL), Houses constructed - EWS/LIG, ICDS Blocks Operational (Cum.), Anganwadis Functional (Cum.), Road Constructed- PMGSY

Poor

Individual Swarozgaries Assisted - SGSY, SHGs provided income generating activities, Houses constructed - IAY, Slipped back habitations and habitations with water quality problems addressed-ARWSP, Area Covered under Plantation (Public and Forest Lands), Seedlings Planted (Public and Forest Lands), Villages Electrified - RGGVY, Electricity supplied

3. ASSAM

Very Good

SHGs provided income generating activities, Food Security:Targeted Public Distribution System(TPDS), Food Security:Antodaya Anna Yojana(AAY), Food Security:Targeted Public Distribution System (Only APL), Food Security:Targeted Public Distribution System (Only BPL), ICDS Blocks Operational (Cum.), Anganwadis Functional (Cum.), Electricity supplied

Poor

Individual Swarozgaries Assisted - SGSY, Houses constructed - IAY, Houses constructed - EWS/LIG, Slipped back habitations and habitations with water quality problems addressed-ARWSP, SC Families Assisted, Urban Poor Families Assisted under Seven Point Charter, Area Covered under Plantation (Public and Forest Lands), Seedlings Planted (Public and Forest Lands), Road Constructed- PMGSY, Villages Electrified - RGGVY

4. BIHAR

Very Good

Houses constructed - IAY, ICDS Blocks Operational (Cum.), Anganwadis Functional (Cum.)

Good

Food Security:Antodaya Anna Yojana(AAY), Area Covered under Plantation (Public and Forest Lands), Seedlings Planted (Public and Forest Lands), Electricity supplied

Poor

Individual Swarozgaries Assisted - SGSY, SHGs provided income generating activities, Food Security:Targeted Public Distribution System(TPDS), Food Security:Targeted Public Distribution System (Only APL), Food Security:Targeted Public Distribution System (Only BPL), Slipped back habitations and habitations with water quality problems addressed-ARWSP, SC Families Assisted, Road Constructed- PMGSY, Villages Electrified - RGGVY

Table - C (Contd.)

5. CHHATISGARH

Very Good

Food Security:Antodaya Anna Yojana(AAY), Food Security:Targeted Public Distribution System (Only BPL), ICDS Blocks Operational (Cum.), Anganwadis Functional (Cum.), Road Constructed- PMGSY, Electricity supplied

Good

Individual Swarozgaries Assisted - SGSY, Food Security:Targeted Public Distribution System(TPDS)

Poor

SHGs provided income generating activities, Food Security:Targeted Public Distribution System (Only APL), Houses constructed - IAY, Houses constructed - EWS/LIG, Slipped back habitations and habitations with water quality problems addressed-ARWSP, SC Families Assisted, Urban Poor Families Assisted under Seven Point Charter, Area Covered under Plantation (Public and Forest Lands), Seedlings Planted (Public and Forest Lands), Villages Electrified - RGGVY

6. DELHI

Very Good

Food Security:Targeted Public Distribution System(TPDS), Food Security:Targeted Public Distribution System (Only APL), ICDS Blocks Operational (Cum.), Anganwadis Functional (Cum.), Seedlings Planted (Public and Forest Lands), Electricity supplied

Good

Food Security:Antodaya Anna Yojana(AAY), Food Security:Targeted Public Distribution System (Only BPL)

Poor

Houses constructed - EWS/LIG, SC Families Assisted, Urban Poor Families Assisted under Seven Point Charter, Area Covered under Plantation (Public and Forest Lands)

7. GOA

Very Good

Food Security:Targeted Public Distribution System(TPDS), Food Security:Antodaya Anna Yojana(AAY), Food Security:Targeted Public Distribution System (Only APL), Food Security:Targeted Public Distribution System (Only BPL), Houses constructed - IAY, ICDS Blocks Operational (Cum.), Anganwadis Functional (Cum.), Seedlings Planted (Public and Forest Lands), Electricity supplied

Good

Area Covered under Plantation (Public and Forest Lands)

Poor

Individual Swarozgaries Assisted - SGSY, SHGs provided income generating activities, Houses constructed - EWS/LIG, SC Families Assisted

8. GUJARAT

Very Good

Individual Swarozgaries Assisted - SGSY, SHGs provided income generating activities, Food Security:Antodaya Anna Yojana(AAY), Food Security:Targeted Public Distribution System (Only BPL), Houses constructed - EWS/LIG, Slipped back habitations and habitations with water quality problems addressed-ARWSP, ICDS Blocks Operational (Cum.), Anganwadis Functional (Cum.), Seedlings Planted (Public and Forest Lands), Pumps sets energized, Electricity supplied

Good

Houses constructed - IAY, Area Covered under Plantation (Public and Forest Lands), Road Constructed-PMGSY

Poor

Food Security:Targeted Public Distribution System(TPDS), Food Security:Targeted Public Distribution System (Only APL), SC Families Assisted, Urban Poor Families Assisted under Seven Point Charter

Table - C (Contd.)

9. HARYANA

Very Good

Individual Swarozgaries Assisted - SGSY, Food Security:Antodaya Anna Yojana(AAY), Food Security:Targeted Public Distribution System (Only BPL), Houses constructed - IAY, Slipped back habitations and habitations with water quality problems addressed-ARWSP, ICDS Blocks Operational (Cum.), Anganwadis Functional (Cum.), Area Covered under Plantation (Public and Forest Lands), Seedlings Planted (Public and Forest Lands), Road Constructed- PMGSY, Pumps sets energized, Electricity supplied

Good

SC Families Assisted

Poor

SHGs provided income generating activities, Food Security:Targeted Public Distribution System(TPDS), Food Security:Targeted Public Distribution System (Only APL), Houses constructed - EWS/LIG

10. HIMACHAL PRADESH

Very Good

Individual Swarozgaries Assisted - SGSY, SHGs provided income generating activities, Food Security:Targeted Public Distribution System(TPDS), Food Security:Antodaya Anna Yojana(AAY), Food Security:Targeted Public Distribution System (Only APL), Food Security:Targeted Public Distribution System (Only BPL), Slipped back habitations and habitations with water quality problems addressed-ARWSP, ICDS Blocks Operational (Cum.), Anganwadis Functional (Cum.), Road Constructed- PMGSY, Pumps sets energized, Electricity supplied

Good

SC Families Assisted

Poor

Houses constructed - IAY, Area Covered under Plantation (Public and Forest Lands), Seedlings Planted (Public and Forest Lands)

11. JAMMU AND KASHMIR

Very Good

Individual Swarozgaries Assisted - SGSY, Food Security:Targeted Public Distribution System(TPDS), Food Security:Antodaya Anna Yojana(AAY), Food Security:Targeted Public Distribution System (Only APL), Food Security:Targeted Public Distribution System (Only BPL), ICDS Blocks Operational (Cum.)

Good

SC Families Assisted, Anganwadis Functional (Cum.), Road Constructed- PMGSY

Poor

SHGs provided income generating activities, Houses constructed - IAY, Slipped back habitations and habitations with water quality problems addressed-ARWSP, Area Covered under Plantation (Public and Forest Lands), Seedlings Planted (Public and Forest Lands), Villages Electrified - RGGVY, Electricity supplied

12. JHARKHAND

Very Good

Individual Swarozgaries Assisted - SGSY, Food Security:Antodaya Anna Yojana(AAY), Food Security:Targeted Public Distribution System (Only BPL), SC Families Assisted, ICDS Blocks Operational (Cum.), Anganwadis Functional (Cum.), Seedlings Planted (Public and Forest Lands), Road Constructed- PMGSY, Electricity supplied

Good

Food Security:Targeted Public Distribution System(TPDS)

Poor

SHGs provided income generating activities, Food Security:Targeted Public Distribution System (Only APL), Houses constructed - IAY, Slipped back habitations and habitations with water quality problems addressed-ARWSP, Area Covered under Plantation (Public and Forest Lands), Villages Electrified - RGGVY

Table - C (Contd.)

13. KARNATAKA

Very Good

Individual Swarozgaries Assisted - SGSY, Food Security:Targeted Public Distribution System(TPDS), Food Security:Antodaya Anna Yojana(AAY), Food Security:Targeted Public Distribution System (Only APL), Food Security:Targeted Public Distribution System (Only BPL), Houses constructed - IAY, Slipped back habitations and habitations with water quality problems addressed-ARWSP, ICDS Blocks Operational (Cum.), Anganwadis Functional (Cum.), Area Covered under Plantation (Public and Forest Lands), Seedlings Planted (Public and Forest Lands), Road Constructed- PMGSY, Pumps sets energized, Electricity supplied

Poor

SHGs provided income generating activities, Houses constructed - EWS/LIG, SC Families Assisted, Urban Poor Families Assisted under Seven Point Charter

14. KERALA

Very Good

Food Security:Targeted Public Distribution System(TPDS), Food Security:Antodaya Anna Yojana(AAY), Food Security:Targeted Public Distribution System (Only BPL), SC Families Assisted, ICDS Blocks Operational (Cum.), Anganwadis Functional (Cum.), Area Covered under Plantation (Public and Forest Lands), Seedlings Planted (Public and Forest Lands), Electricity supplied

Good

Food Security:Targeted Public Distribution System (Only APL)

Poor

Individual Swarozgaries Assisted - SGSY, SHGs provided income generating activities, Houses constructed - IAY, Houses constructed - EWS/LIG, Slipped back habitations and habitations with water quality problems addressed-ARWSP, Road Constructed- PMGSY, Pumps sets energized

15. MADHYA PRADESH

Very Good

Individual Swarozgaries Assisted - SGSY, Food Security:Targeted Public Distribution System(TPDS), Food Security:Antodaya Anna Yojana(AAY), Food Security:Targeted Public Distribution System (Only BPL), Houses constructed - IAY, Slipped back habitations and habitations with water quality problems addressed-ARWSP, SC Families Assisted, ICDS Blocks Operational (Cum.), Anganwadis Functional (Cum.), Road Constructed- PMGSY, Villages Electrified - RGGVY

Good

Electricity supplied

Poor

SHGs provided income generating activities, Food Security:Targeted Public Distribution System (Only APL), Area Covered under Plantation (Public and Forest Lands), Seedlings Planted (Public and Forest Lands), Pumps sets energized

16. MAHARASHTRA

Very Good

Food Security:Antodaya Anna Yojana(AAY), Food Security:Targeted Public Distribution System (Only BPL), ICDS Blocks Operational (Cum.), Area Covered under Plantation (Public and Forest Lands), Seedlings Planted (Public and Forest Lands), Road Constructed- PMGSY

Good

Food Security:Targeted Public Distribution System(TPDS), Anganwadis Functional (Cum.), Electricity supplied

Poor

Individual Swarozgaries Assisted - SGSY, SHGs provided income generating activities, Food Security:Targeted Public Distribution System (Only APL), Houses constructed - IAY, Houses constructed - EWS/LIG, Slipped back habitations and habitations with water quality problems addressed-ARWSP, SC Families Assisted, Urban Poor Families Assisted under Seven Point Charter

Table - C (Contd.)

17. MANIPUR

Very Good

Food Security:Targeted Public Distribution System(TPDS), Food Security:Antodaya Anna Yojana(AAY), Food Security:Targeted Public Distribution System (Only APL), Food Security:Targeted Public Distribution System (Only BPL), Houses constructed - IAY, ICDS Blocks Operational (Cum.), Anganwadis Functional (Cum.), Road Constructed- PMGSY

Poor

Individual Swarozgaries Assisted - SGSY, SHGs provided income generating activities, Slipped back habitations and habitations with water quality problems addressed-ARWSP, SC Families Assisted, Area Covered under Plantation (Public and Forest Lands), Seedlings Planted (Public and Forest Lands), Villages Electrified - RGGVY, Electricity supplied

18. MEGHALAYA

Very Good

Individual Swarozgaries Assisted - SGSY, SHGs provided income generating activities, Food Security:Targeted Public Distribution System(TPDS), Food Security:Antodaya Anna Yojana(AAY), Food Security:Targeted Public Distribution System (Only APL), Food Security:Targeted Public Distribution System (Only BPL), ICDS Blocks Operational (Cum.), Villages Electrified - RGGVY

Good

Electricity supplied

Poor

Houses constructed - IAY, Slipped back habitations and habitations with water quality problems addressed-ARWSP, Anganwadis Functional (Cum.), Urban Poor Families Assisted under Seven Point Charter, Area Covered under Plantation (Public and Forest Lands), Seedlings Planted (Public and Forest Lands), Road Constructed- PMGSY

19. MIZORAM

Very Good

Individual Swarozgaries Assisted - SGSY, Food Security:Targeted Public Distribution System(TPDS), Food Security:Antodaya Anna Yojana(AAY), Food Security:Targeted Public Distribution System (Only APL), Food Security:Targeted Public Distribution System (Only BPL), ICDS Blocks Operational (Cum.), Anganwadis Functional (Cum.), Road Constructed- PMGSY

Poor

SHGs provided income generating activities, Houses constructed - IAY, Houses constructed - EWS/LIG, Slipped back habitations and habitations with water quality problems addressed-ARWSP, Area Covered under Plantation (Public and Forest Lands), Seedlings Planted (Public and Forest Lands), Villages Electrified - RGGVY, Electricity supplied

20. NAGALAND

Very Good

Food Security:Targeted Public Distribution System(TPDS), Food Security:Antodaya Anna Yojana(AAY), Food Security:Targeted Public Distribution System (Only APL), Food Security:Targeted Public Distribution System (Only BPL), ICDS Blocks Operational (Cum.), Anganwadis Functional (Cum.), Road Constructed- PMGSY

Good

Electricity supplied

Poor

Individual Swarozgaries Assisted - SGSY, SHGs provided income generating activities, Houses constructed - IAY, Slipped back habitations and habitations with water quality problems addressed-ARWSP, Area Covered under Plantation (Public and Forest Lands), Seedlings Planted (Public and Forest Lands), Villages Electrified - RGGVY

Table - C (Contd.)

21. ORISSA

Very Good

Food Security:Targeted Public Distribution System(TPDS), Food Security:Antodaya Anna Yojana(AAY), Food Security:Targeted Public Distribution System (Only BPL), ICDS Blocks Operational (Cum.), Anganwadis Functional (Cum.), Area Covered under Plantation (Public and Forest Lands), Seedlings Planted (Public and Forest Lands), Road Constructed- PMGSY, Pumps sets energized, Electricity supplied

Good

Food Security:Targeted Public Distribution System (Only APL), Villages Electrified - RGGVY

Poor

Individual Swarozgaries Assisted - SGSY, SHGs provided income generating activities, Houses constructed - IAY, Houses constructed - EWS/LIG, SC Families Assisted

22. PUDUCHERRY

Very Good

SHGs provided income generating activities, ICDS Blocks Operational (Cum.), Anganwadis Functional (Cum.)

Good

Seedlings Planted (Public and Forest Lands), Electricity supplied

Poor

Individual Swarozgaries Assisted - SGSY, Food Security:Targeted Public Distribution System(TPDS), Food Security:Antodaya Anna Yojana(AAY), Food Security:Targeted Public Distribution System (Only APL), Food Security:Targeted Public Distribution System (Only BPL), Houses constructed - IAY, Houses constructed - EWS/LIG, SC Families Assisted, Area Covered under Plantation (Public and Forest Lands), Pumps sets energized

23. PUNJAB

Very Good

Individual Swarozgaries Assisted - SGSY, Food Security:Targeted Public Distribution System (Only BPL), Slipped back habitations and habitations with water quality problems addressed-ARWSP, ICDS Blocks Operational (Cum.), Anganwadis Functional (Cum.), Area Covered under Plantation (Public and Forest Lands), Seedlings Planted (Public and Forest Lands), Road Constructed- PMGSY

Good

Houses constructed - IAY, Electricity supplied

Poor

SHGs provided income generating activities, Food Security:Targeted Public Distribution System(TPDS), Food Security:Antodaya Anna Yojana(AAY), Food Security:Targeted Public Distribution System (Only APL), Habitations covered (NC and PC) - ARWSP, SC Families Assisted

24. RAJASTHAN

Very Good

Food Security:Targeted Public Distribution System(TPDS), Food Security:Antodaya Anna Yojana(AAY), Food Security:Targeted Public Distribution System (Only APL), Food Security:Targeted Public Distribution System (Only BPL), ICDS Blocks Operational (Cum.), Anganwadis Functional (Cum.), Area Covered under Plantation (Public and Forest Lands), Seedlings Planted (Public and Forest Lands), Road Constructed- PMGSY, Pumps sets energized, Electricity supplied

Good

Houses constructed - IAY

Poor

Individual Swarozgaries Assisted - SGSY, SHGs provided income generating activities, Houses constructed - EWS/LIG, Habitations covered (NC and PC) - ARWSP, Slipped back habitations and habitations with water quality problems addressed-ARWSP, SC Families Assisted, Villages Electrified - RGGVY

Table - C (Contd.)

25. SIKKIM

Very Good

Individual Swarozgaries Assisted - SGSY, Food Security:Targeted Public Distribution System(TPDS), Food Security:Antodaya Anna Yojana(AAY), Food Security:Targeted Public Distribution System (Only APL), Food Security:Targeted Public Distribution System (Only BPL), Houses constructed - IAY, Houses constructed - EWS/LIG, ICDS Blocks Operational (Cum.), Anganwadis Functional (Cum.), Urban Poor Families Assisted under Seven Point Charter, Road Constructed- PMGSY

Poor

SHGs provided income generating activities, Slipped back habitations and habitations with water quality problems addressed-ARWSP, SC Families Assisted, Area Covered under Plantation (Public and Forest Lands), Seedlings Planted (Public and Forest Lands), Villages Electrified - RGGVY, Electricity supplied

26. TAMIL NADU

Very Good

Food Security:Targeted Public Distribution System(TPDS), Food Security:Antodaya Anna Yojana(AAY), Food Security:Targeted Public Distribution System (Only APL), Food Security:Targeted Public Distribution System (Only BPL), Houses constructed - IAY, SC Families Assisted, ICDS Blocks Operational (Cum.), Anganwadis Functional (Cum.), Urban Poor Families Assisted under Seven Point Charter, Road Constructed- PMGSY, Pumps sets energized, Electricity supplied

Good

Individual Swarozgaries Assisted - SGSY

Poor

SHGs provided income generating activities, Houses constructed - EWS/LIG, Slipped back habitations and habitations with water quality problems addressed-ARWSP, Area Covered under Plantation (Public and Forest Lands), Seedlings Planted (Public and Forest Lands)

27. TRIPURA

Very Good

Food Security:Targeted Public Distribution System(TPDS), Food Security:Antodaya Anna Yojana(AAY), Food Security:Targeted Public Distribution System (Only BPL), ICDS Blocks Operational (Cum.), Anganwadis Functional (Cum.), Urban Poor Families Assisted under Seven Point Charter

Good

Food Security:Targeted Public Distribution System (Only APL), Electricity supplied

Poor

Individual Swarozgaries Assisted - SGSY, SHGs provided income generating activities, Houses constructed - IAY, Houses constructed - EWS/LIG, Slipped back habitations and habitations with water quality problems addressed-ARWSP, SC Families Assisted, Area Covered under Plantation (Public and Forest Lands), Seedlings Planted (Public and Forest Lands), Road Constructed- PMGSY, Villages Electrified - RGGVY

28. UTTARAKHAND

Very Good

Individual Swarozgaries Assisted - SGSY, SHGs provided income generating activities, Food Security:Targeted Public Distribution System(TPDS), Food Security:Antodaya Anna Yojana(AAY), Food Security:Targeted Public Distribution System (Only BPL), ICDS Blocks Operational (Cum.), Area Covered under Plantation (Public and Forest Lands), Seedlings Planted (Public and Forest Lands), Road Constructed- PMGSY, Pumps sets energized, Electricity supplied

Good

Food Security:Targeted Public Distribution System (Only APL), Slipped back habitations and habitations with water quality problems addressed-ARWSP

Poor

Houses constructed - IAY, Habitations covered (NC and PC) - ARWSP, SC Families Assisted, Anganwadis Functional (Cum.), Villages Electrified - RGGVY

Table - C (Contd.)
29. UTTAR PRADESH

Very Good

Individual Swarozgaries Assisted - SGSY, SHGs provided income generating activities, Food Security: Targeted Public Distribution System (TPDS), Food Security: Antodaya Anna Yojana (AAY), Food Security: Targeted Public Distribution System (Only APL), Food Security: Targeted Public Distribution System (Only BPL), ICDS Blocks Operational (Cum.), Anganwadis Functional (Cum.), Area Covered under Plantation (Public and Forest Lands), Seedlings Planted (Public and Forest Lands), Road Constructed - PMGSY

Good

Slipped back habitations and habitations with water quality problems addressed - ARWSP

Poor

Houses constructed - IAY, SC Families Assisted, Pumps sets energized, Electricity supplied

30. WEST BENGAL

Very Good

Individual Swarozgaries Assisted - SGSY, Food Security: Targeted Public Distribution System (TPDS), Food Security: Targeted Public Distribution System (Only APL), Food Security: Targeted Public Distribution System (Only BPL), Houses constructed - IAY, ICDS Blocks Operational (Cum.), Anganwadis Functional (Cum.), Road Constructed - PMGSY, Villages Electrified - RGGVY, Electricity supplied

Good

Food Security: Antodaya Anna Yojana (AAY), Pumps sets energized

Poor

SHGs provided income generating activities, Houses constructed - EWS/LIG, Slipped back habitations and habitations with water quality problems addressed - ARWSP, SC Families Assisted, Area Covered under Plantation (Public and Forest Lands), Seedlings Planted (Public and Forest Lands)

31. ANDAMAN AND NICOBAR ISLANDS

Very Good

Individual Swarozgaries Assisted - SGSY, SHGs provided income generating activities, ICDS Blocks Operational (Cum.), Anganwadis Functional (Cum.), Seedlings Planted (Public and Forest Lands)

Poor

Food Security: Targeted Public Distribution System (TPDS), Food Security: Antodaya Anna Yojana (AAY), Food Security: Targeted Public Distribution System (Only APL), Food Security: Targeted Public Distribution System (Only BPL), Houses constructed - IAY, Slipped back habitations and habitations with water quality problems addressed - ARWSP, Area Covered under Plantation (Public and Forest Lands), Electricity supplied

32. CHANDIGARH

Very Good

Food Security: Targeted Public Distribution System (TPDS), Food Security: Targeted Public Distribution System (Only APL), Food Security: Targeted Public Distribution System (Only BPL), SC Families Assisted, ICDS Blocks Operational (Cum.), Anganwadis Functional (Cum.), Area Covered under Plantation (Public and Forest Lands), Seedlings Planted (Public and Forest Lands), Electricity supplied

Poor

Food Security: Antodaya Anna Yojana (AAY)

Table - C (Contd.)

33. DADRA AND NAGAR HAVELI

Very Good

ICDS Blocks Operational (Cum.), Area Covered under Plantation (Public and Forest Lands), Seedlings Planted (Public and Forest Lands), Electricity supplied

Good

Individual Swarozgaries Assisted - SGSY, Food Security:Targeted Public Distribution System(TPDS), Food Security:Antodaya Anna Yojana(AAY), Food Security:Targeted Public Distribution System (Only APL), Food Security:Targeted Public Distribution System (Only BPL), Anganwadis Functional (Cum.)

Poor

SHGs provided income generating activities, Houses constructed - IAY

34. DAMAN AND DIU

Very Good

Individual Swarozgaries Assisted - SGSY, ICDS Blocks Operational (Cum.), Anganwadis Functional (Cum.), Seedlings Planted (Public and Forest Lands)

Good

Food Security:Antodaya Anna Yojana(AAY), Food Security:Targeted Public Distribution System (Only BPL), Electricity supplied

Poor

SHGs provided income generating activities, Food Security:Targeted Public Distribution System(TPDS), Food Security:Targeted Public Distribution System (Only APL), Houses constructed - IAY, Area Covered under Plantation (Public and Forest Lands)

35. LAKSHADWEEP

Very Good

SHGs provided income generating activities, Houses constructed - IAY, ICDS Blocks Operational (Cum.), Anganwadis Functional (Cum.), Seedlings Planted (Public and Forest Lands), Electricity supplied

Good

Food Security:Targeted Public Distribution System (Only APL)

Poor

Individual Swarozgaries Assisted - SGSY, Food Security:Targeted Public Distribution System(TPDS), Food Security:Antodaya Anna Yojana(AAY), Food Security:Targeted Public Distribution System (Only BPL), Area Covered under Plantation (Public and Forest Lands)

Ranking of States: During April-August 2009

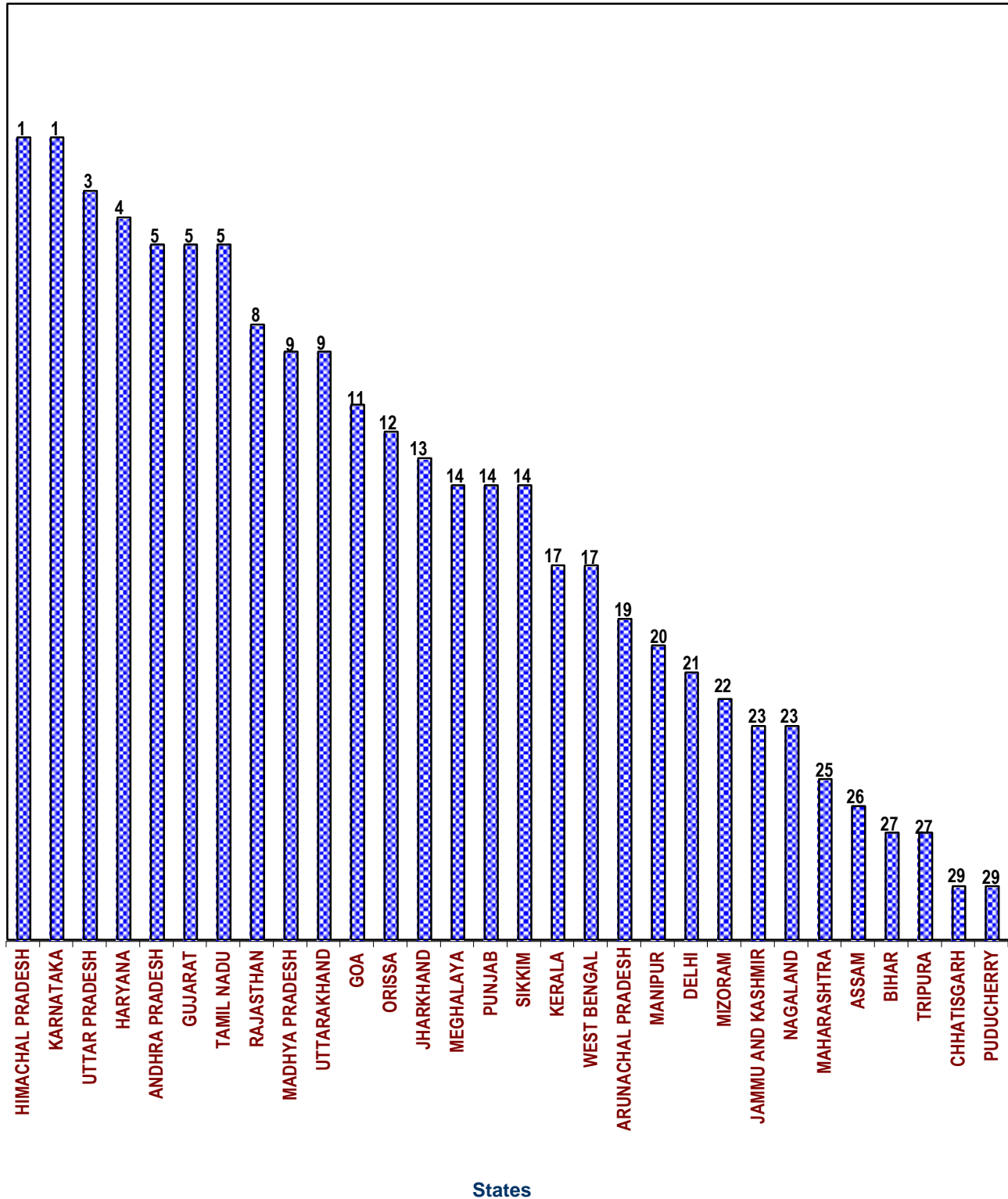


Table - D

SCORE CARD AND RANKING OF STATES ACCORDING TO THEIR PERFORMANCE
During the period April to August, 2009

States	No. of Items/ Parameters	Max Score	Parameters in category				Total Marks	% Ach.	RANK
			A	B	C	D			
HIMACHAL PRADESH	16	48	12	1	3	0	41	85	1
KARNATAKA	18	54	14	0	4	0	46	85	1
UTTAR PRADESH	16	48	11	2	3	0	40	83	3
HARYANA	17	51	12	1	4	0	42	82	4
ANDHRA PRADESH	17	51	11	1	5	0	40	78	5
GUJARAT	18	54	11	2	5	0	42	78	5
TAMIL NADU	18	54	12	0	6	0	42	78	5
RAJASTHAN	19	57	11	3	5	0	44	77	8
MADHYA PRADESH	17	51	11	0	6	0	39	76	9
UTTARAKHAND	18	54	11	2	4	1	41	76	9
GOA	14	42	9	0	4	1	31	74	11
ORISSA	17	51	10	1	5	1	37	73	12
JHARKHAND	16	48	9	0	7	0	34	71	13
MEGHALAYA	16	48	8	1	7	0	33	69	14
PUNJAB	16	48	8	1	7	0	33	69	14
SIKKIM	18	54	11	0	4	3	37	69	14
KERALA	17	51	9	0	7	1	34	67	17
WEST BENGAL	18	54	10	0	6	2	36	67	17
ARUNACHAL PRADESH	16	48	8	0	7	1	31	65	19
MANIPUR	16	48	8	0	6	2	30	62	20
DELHI	12	36	6	0	4	2	22	61	21
MIZORAM	16	48	8	0	5	3	29	60	22
JAMMU AND KASHMIR	16	48	6	1	7	2	27	56	23
NAGALAND	15	45	7	0	4	4	25	56	23
MAHARASHTRA	17	51	6	0	10	1	28	55	25
ASSAM	18	54	8	0	5	5	29	54	26
BIHAR	16	48	3	0	13	0	22	46	27
TRIPURA	18	54	6	0	7	5	25	46	27
CHHATISGARH	18	54	6	0	6	6	24	44	29
PUDUCHERRY	15	45	3	1	9	2	20	44	29

NORMS FOR RANKING

The criteria for performance assessment of States is as follows:

	<u>Marks</u>
Category "A" Where the Achievement is 90% or above of the target	3
Category "B" Where the Achievement is above National Average	2
Category "C" Where the Achievement is below National Average	1
Category "D" Where their is NIL Performance	0

Note: For ranking of the states, the All-India Percent achievement is taken as the National Average.

PART - II

TWENTY POINT PROGRAMME - 2006

ITEM-WISE PERFORMANCE TABLES

Table - 1

Employment Generation under the NREG Scheme

Sl. No.	State/UT Name	No. of job cards issued (Number) April,2009- August,2009	Employment generated (Number) April,2009- August,2009	Wages given (Rupees) April,2009- August,2009
		(3)	(4)	(5)
1	ANDHRA PRADESH	5,08,238	23,87,73,007	17,94,60,00,000
2	ARUNACHAL PRADESH	0	0	0
3	ASSAM	32,83,985	2,22,00,000	1,95,64,20,000
4	BIHAR	9,82,610	4,08,41,000	3,56,82,93,000
5	CHHATISGARH	34,21,963	4,41,73,000	3,27,78,36,000
6	DELHI	0	0	0
7	GOA	4,403	15,366	17,07,000
8	GUJARAT	2,36,148	2,10,63,000	1,81,38,80,000
9	HARYANA	4,05,383	21,83,000	30,71,01,000
10	HIMACHAL PRADESH	8,86,808	85,92,000	94,38,20,000
11	JAMMU AND KASHMIR	59,983	28,12,530	23,75,46,000
12	JHARKHAND	1,10,093	2,91,88,065	2,80,37,20,410
13	KARNATAKA	7,33,798	2,89,79,000	2,37,62,78,000
14	KERALA	1,64,352	64,11,659	84,39,04,000
15	MADHYA PRADESH	1,12,61,686	13,37,91,000	11,63,05,30,000
16	MAHARASHTRA	51,47,541	2,08,26,000	2,01,79,69,000
17	MANIPUR	93,359	59,96,000	80,13,65,000
18	MEGHALAYA	3,20,175	35,66,000	35,74,57,000
19	MIZORAM	0	0	0
20	NAGALAND	1,71,000	40,43,800	57,12,76,000
21	ORISSA	1,02,908	1,35,95,000	1,24,96,77,000
22	PUDUCHERRY	0	3,86,449	1,79,89,000
23	PUNJAB	6,16,601	17,42,000	33,46,31,000
24	RAJASTHAN	86,88,077	28,33,62,000	24,55,47,51,000
25	SIKKIM	73,269	14,39,000	22,70,49,000
26	TAMIL NADU	2,85,377	10,77,58,000	8,74,58,70,000
27	TRIPURA	6,05,440	1,24,04,000	1,24,02,00,000
28	UTTARAKHAND	33,174	52,96,000	53,08,85,100
29	UTTAR PRADESH	14,04,017	10,35,75,767	10,35,57,36,700
30	WEST BENGAL	4,02,029	5,36,48,000	4,53,61,16,000
31	ANDAMAN AND NICOBAR ISLANDS	6,782	92,632	1,32,33,000
32	CHANDIGARH	0	0	0
33	DADRA AND NAGAR HAVELI	9,696	42,452	45,94,288
34	DAMAN AND DIU	0	0	0
35	LAKSHADWEEP	1,967	33,722	69,21,000
Grand Total		4,00,20,862	1,19,68,29,449	1,03,27,27,55,498

Swaranjayanti Gram Swarojgar Yojana

Individual Swarozgaries Assisted

% Achievement of Target
During April-August, 2009

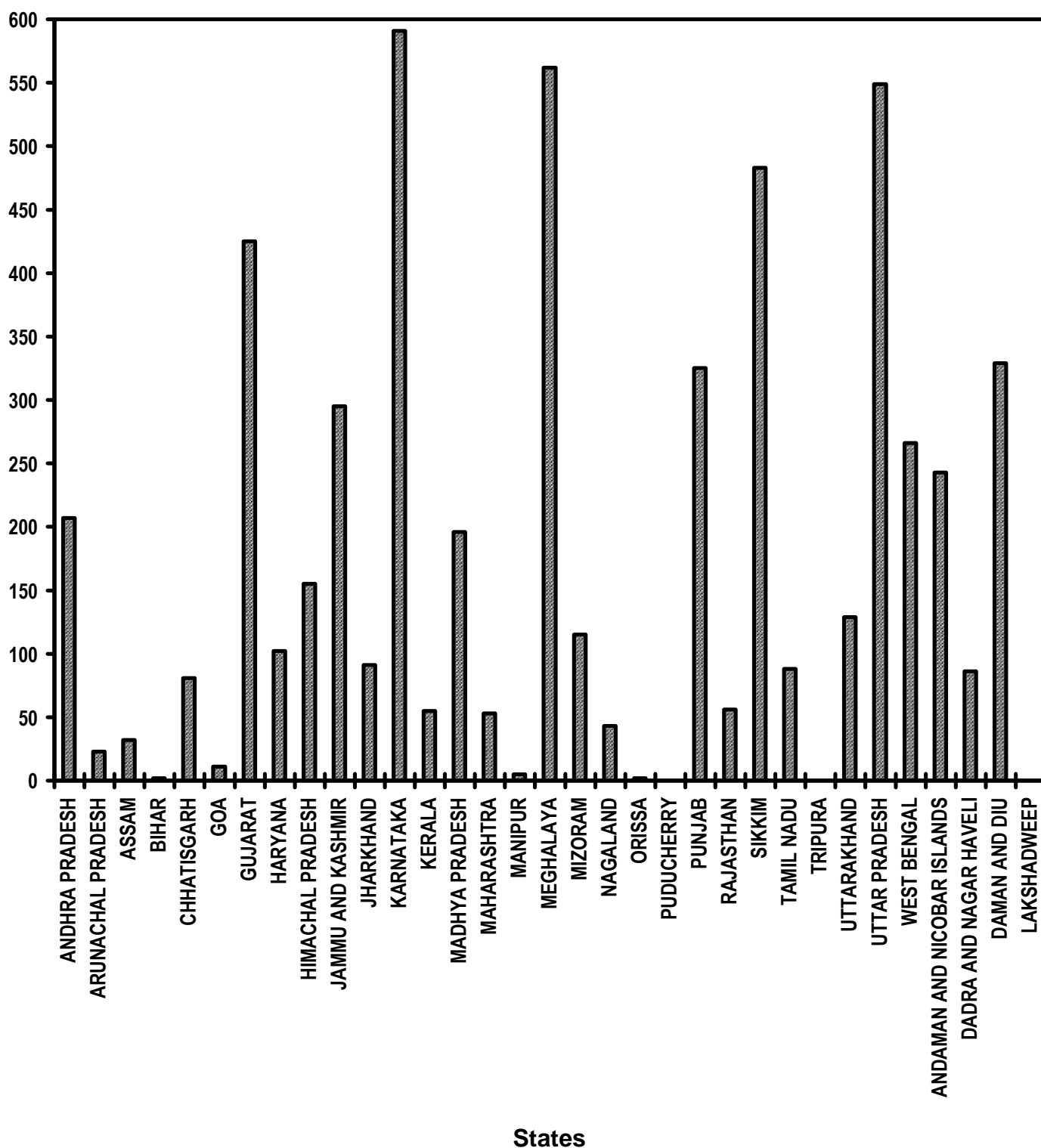


Table - 2 (A)

Swaranjayanti Gram Swarojgar Yojana (SGSY)
Individual Swarozgaries Assisted
(Unit: Number)

Sl. No.	State/UT Name	Target		Achievement April,2009-August,2009	Percent Achievement April,2009-August,2009
		2009-2010	April,2009-August,2009		
(1)	(2)	(3)	(4)	(5)	(5)/(4)
1	ANDHRA PRADESH	14,555	4,125	8,532	207
2	ARUNACHAL PRADESH	633	180	41	23
3	ASSAM	16,433	4,658	1,501	32
4	BIHAR	34,625	9,809	209	2
5	CHHATISGARH	7,690	2,178	1,774	81
6	GOA	211	61	7	11
7	GUJARAT	5,479	1,552	6,590	425
8	HARYANA	3,224	913	930	102
9	HIMACHAL PRADESH	1,357	384	597	155
10	JAMMU AND KASHMIR	1,681	476	1,406	295
11	JHARKHAND	13,056	3,699	3,383	91
12	KARNATAKA	10,990	3,116	18,414	591
13	KERALA	4,932	1,399	769	55
14	MADHYA PRADESH	16,477	4,668	9,133	196
15	MAHARASHTRA	21,726	6,154	3,262	53
16	MANIPUR	1,102	311	17 *	5
17	MEGHALAYA	1,234	350	1,967	562
18	MIZORAM	286	80	92	115
19	NAGALAND	846	238	103	43
20	ORISSA	16,649	4,716	115	2
21	PUDUCHERRY	251	73	0	0
22	PUNJAB	1,567	442	1,435	325
23	RAJASTHAN	8,346	2,363	1,318	56
24	SIKKIM	316	90	435	483
25	TAMIL NADU	12,871	3,648	3,192	88
26	TRIPURA	1,989	563	0	0
27	UTTARAKHAND	2,624	743	962	129
28	UTTAR PRADESH	49,848	14,122	77,560	549
29	WEST BENGAL	18,502	5,241	13,944	266
30	ANDAMAN AND NICOBAR ISLANDS	25	7	17	243
31	DADRA AND NAGAR HAVELI	25	7	6	86
32	DAMAN AND DIU	25	7	23	329
33	LAKSHADWEEP	25	7	0	0
Grand Total		2,69,600	76,380	1,57,734	207

Very Good:(90% or above of targets)

ANDHRA PRADESH, GUJARAT, HARYANA, HIMACHAL PRADESH, JAMMU AND KASHMIR, JHARKHAND, KARNATAKA, MADHYA PRADESH, MEGHALAYA, MIZORAM, PUNJAB, SIKKIM, UTTARAKHAND, UTTAR PRADESH, WEST BENGAL, ANDAMAN AND NICOBAR ISLANDS, DAMAN AND DIU

Good:(Between 80% to 90% targets)

CHHATISGARH, TAMIL NADU, DADRA AND NAGAR HAVELI

Poor:(Below 80% of targets)

ARUNACHAL PRADESH, ASSAM, BIHAR, GOA, KERALA, MAHARASHTRA, MANIPUR, NAGALAND, ORISSA, PUDUCHERRY, RAJASTHAN, TRIPURA, LAKSHADWEEP

* Figures furnished by Ministry of Rural Development

Table - 2 (B)

Swaranjayanti Gram Swarojgar Yojana

Sl. No.	State/UT Name	Individual SC Swarozgaries Assisted (Number) April,2009- August,2009	Individual ST Swarozgaries Assisted (Number) April,2009- August,2009	Individual Women Swarozgaries Assisted (Number) April,2009- August,2009	Individual Disabled Swarozgaries Assisted (Number) April,2009- August,2009
		(3)	(4)	(5)	(6)
1	ANDHRA PRADESH	5,197	1,928	8,532	598
2	ARUNACHAL PRADESH	0	0	0	0
3	ASSAM	182	183	582	145
4	BIHAR	38	3	84	103
5	CHHATISGARH	294	747	106	21
6	GOA	0	1	6	0
7	GUJARAT	3,362	0	2,332	67
8	HARYANA	297	0	446	32
9	HIMACHAL PRADESH	1,228	118	1,843	36
10	JAMMU AND KASHMIR	100	136	155	2
11	JHARKHAND	534	1,585	522	41
12	KARNATAKA	6,663	2,099	14,194	361
13	KERALA	632	32	336	67
14	MADHYA PRADESH	1,989	2,988	3,790	265
15	MAHARASHTRA	814	665	1,043	218
16	MANIPUR	0	16	0	0
17	MEGHALAYA	0	1,967	821	0
18	MIZORAM	0	0	0	0
19	NAGALAND	0	69	31	3
20	ORISSA	16	45	5	11
21	PUDUCHERRY	0	0	0	0
22	PUNJAB	1,067	0	333	8
23	RAJASTHAN	473	259	691	13
24	SIKKIM	19	223	300	10
25	TAMIL NADU	1,188	62	1,616	1,077
26	TRIPURA	0	0	0	0
27	UTTARAKHAND	790	41	227	2
28	UTTAR PRADESH	37,055	91	30,339	976
29	WEST BENGAL	5,509	588	12,246	53
30	ANDAMAN AND NICOBAR ISLANDS	0	3	6	2
31	DADRA AND NAGAR HAVELI	0	0	0	0
32	DAMAN AND DIU	0	0	0	0
33	LAKSHADWEEP	0	10	4	0
Grand Total		67,447	13,859	80,590	4,111

Table - 3(A)

Self Help Groups (SHG)
(Unit: Number)

		Formed under SGSY (Number) April,2009- August,2009
S1. State/UT No. Name		
(1) (2)		(3)
1 ANDHRA PRADESH		13,283
2 ARUNACHAL PRADESH		0
3 ASSAM		4,820
4 BIHAR		8,997
5 CHHATISGARH		856
6 DELHI		0
7 GOA		3
8 GUJARAT		2,246
9 HARYANA		1,313
10 HIMACHAL PRADESH		792
11 JAMMU AND KASHMIR		188
12 JHARKHAND		2,274
13 KARNATAKA		2,455
14 KERALA		485
15 MADHYA PRADESH		3,814
16 MAHARASHTRA		7,303
17 MANIPUR		77
18 MEGHALAYA		347
19 MIZORAM		0
20 NAGALAND		122
21 ORISSA		1,879
22 PUDUCHERRY		28
23 PUNJAB		339
24 RAJASTHAN		1,008
25 SIKKIM		75
26 TAMIL NADU		4,998
27 TRIPURA		0
28 UTTARAKHAND		1,768
29 UTTAR PRADESH		17,400
30 WEST BENGAL		13,628
31 ANDAMAN AND NICOBAR ISLANDS		31
32 CHANDIGARH		0
33 DADRA AND NAGAR HAVELI		0
34 DAMAN AND DIU		0
35 LAKSHADWEEP		0
Grand Total		90,529

Self Help Groups (SHG)

To whom income generating activities provided

% Achievement of Target
During April-August, 2009

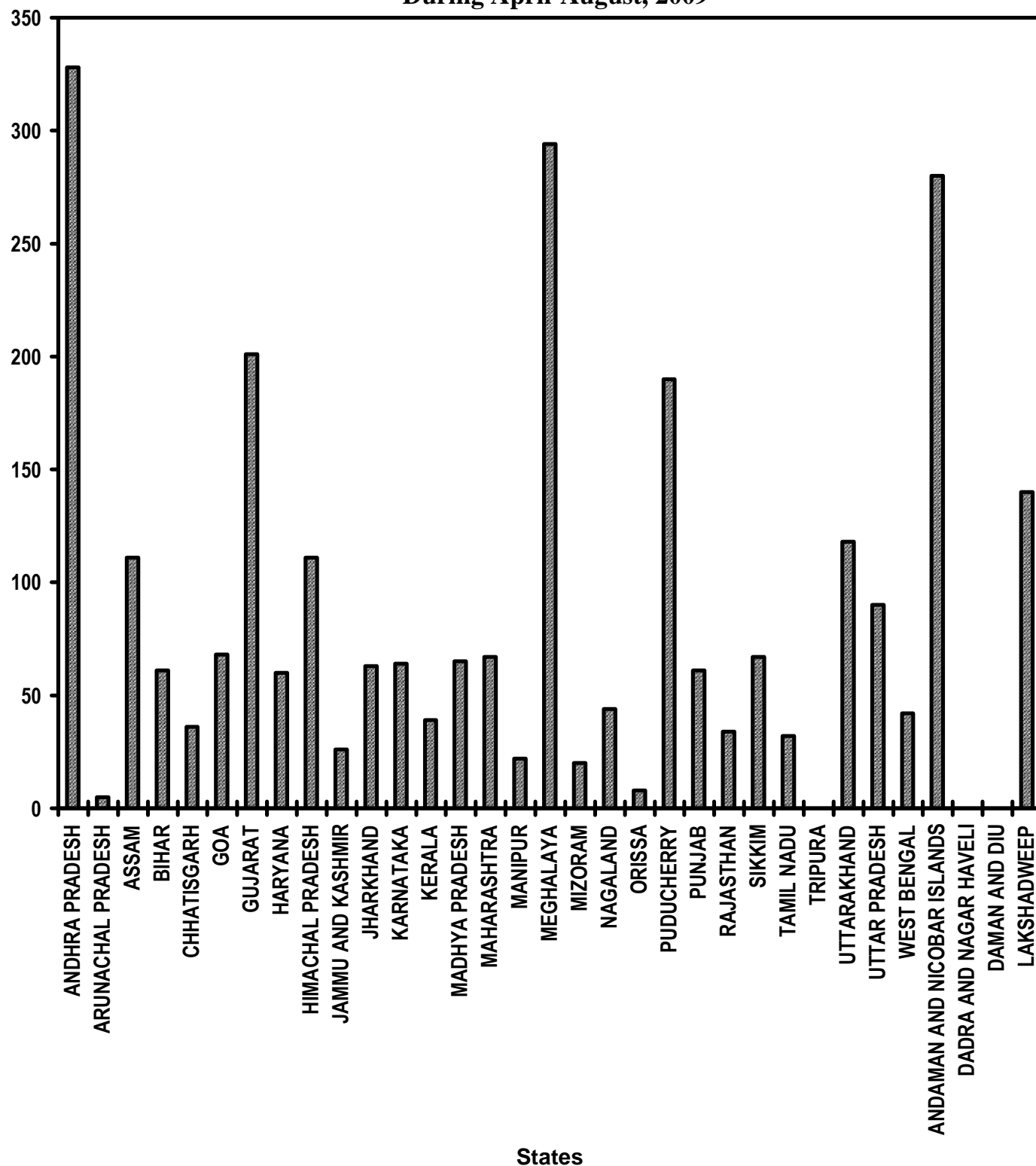


Table - 3(B)

Self Help Groups (SHG)
To whom income generating activities provided
(Unit: Number)

Sl. No.	State/UT Name	Target		Achievement April,2009- August,2009	Percent Achievement April,2009- August,2009
		2009-2010	April,2009- August,2009		
(1)	(2)	(3)	(4)	(5)	(5)/(4)
1	ANDHRA PRADESH	8,384	2,375	7,794	328
2	ARUNACHAL PRADESH	364	102	5	5
3	ASSAM	9,465	2,681	2,985	111
4	BIHAR	19,944	5,651	3,430	61
5	CHHATISGARH	4,429	1,253	447	36
6	GOA	121	34	23	68
7	GUJARAT	3,156	894	1,793	201
8	HARYANA	1,857	527	318	60
9	HIMACHAL PRADESH	781	221	245	111
10	JAMMU AND KASHMIR	968	274	70	26
11	JHARKHAND	7,520	2,130	1,333	63
12	KARNATAKA	6,330	1,795	1,144	64
13	KERALA	2,841	804	310	39
14	MADHYA PRADESH	9,491	2,691	1,754	65
15	MAHARASHTRA	12,514	3,546	2,360	67
16	MANIPUR	635	180	40	22
17	MEGHALAYA	711	202	594	294
18	MIZORAM	165	46	9	20
19	NAGALAND	487	136	60	44
20	ORISSA	9,590	2,715	214	8
21	PUDUCHERRY	144	41	78	190
22	PUNJAB	903	255	156	61
23	RAJASTHAN	4,807	1,360	459	34
24	SIKKIM	182	51	34	67
25	TAMIL NADU	7,413	2,101	675	32
26	TRIPURA	1,146	323	0	0
27	UTTARAKHAND	1,511	430	508	118
28	UTTAR PRADESH	28,713	8,136	7,355	90
29	WEST BENGAL	10,657	3,019	1,262	42
30	ANDAMAN AND NICOBAR ISLANDS	14	5	14	280
31	DADRA AND NAGAR HAVELI	14	5	0	0
32	DAMAN AND DIU	14	5	0	0
33	LAKSHADWEEP	14	5	7	140
Grand Total		1,55,285	43,993	35,476	81

Very Good:(90% or above of targets)

ANDHRA PRADESH, ASSAM, GUJARAT, HIMACHAL PRADESH, MEGHALAYA, PUDUCHERRY, UTTARAKHAND, UTTAR PRADESH, ANDAMAN AND NICOBAR ISLANDS, LAKSHADWEEP

Poor:(Below 80% of targets)

ARUNACHAL PRADESH, BIHAR, CHHATISGARH, GOA, HARYANA, JAMMU AND KASHMIR, JHARKHAND, KARNATAKA, KERALA, MADHYA PRADESH, MAHARASHTRA, MANIPUR, MIZORAM, NAGALAND, ORISSA, PUNJAB, RAJASTHAN, SIKKIM, TAMIL NADU, TRIPURA, WEST BENGAL, DADRA AND NAGAR HAVELI, DAMAN AND DIU

Table - 4 (A)

Distribution of waste land to the landless
(Unit: Hectare)

		Total Land Distributed (Hectare)
S1. State/UT		April,2009-
No. Name		August,2009
(1) (2)		(3)
1	ANDHRA PRADESH	2,137
2	ARUNACHAL PRADESH	0
3	ASSAM	0
4	BIHAR	0
5	CHHATISGARH	24,567
6	DELHI	0
7	GOA	0
8	GUJARAT	5,340
9	HARYANA	0
10	JAMMU AND KASHMIR	0
11	JHARKHAND	62
12	KARNATAKA	0
13	KERALA	0
14	MADHYA PRADESH	0
15	MAHARASHTRA	0
16	MANIPUR	0
17	MEGHALAYA	0
18	MIZORAM	0
19	NAGALAND	0
20	ORISSA	114
21	PUDUCHERRY	0
22	PUNJAB	0
23	RAJASTHAN	0
24	SIKKIM	0
25	TAMIL NADU	190
26	TRIPURA	0
27	UTTARAKHAND	0
28	UTTAR PRADESH	3,136
29	WEST BENGAL	0
30	ANDAMAN AND NICOBAR ISLANDS	0
31	CHANDIGARH	0
32	DADRA AND NAGAR HAVELI	0
33	DAMAN AND DIU	0
34	LAKSHADWEEP	0
Grand Total		35,546

Table - 4 (B)

Distribution of waste land to the landless

Sl. No.	State/UT Name	Land Distributed to SC (Hectare) April,2009- August,2009	Land Distributed to ST (Hectare) April,2009- August,2009	Land Distributed to Others (Hectare) April,2009- August,2009
		(3)	(4)	(5)
1	ANDHRA PRADESH	0	2,137	0
2	ARUNACHAL PRADESH	0	0	0
3	ASSAM	0	0	0
4	BIHAR	0	0	0
5	CHHATISGARH	4,197	11,761	8,610
6	DELHI	0	0	0
7	GOA	0	0	0
8	GUJARAT	1,023	613	3,703
9	HARYANA	0	0	0
10	JAMMU AND KASHMIR	0	0	0
11	JHARKHAND	6	43	14
12	KARNATAKA	0	0	0
13	KERALA	0	0	0
14	MADHYA PRADESH	0	0	0
15	MAHARASHTRA	0	0	0
16	MANIPUR	0	0	0
17	MEGHALAYA	0	0	0
18	MIZORAM	0	0	0
19	NAGALAND	0	0	0
20	ORISSA	24	25	65
21	PUDUCHERRY	0	0	0
22	PUNJAB	0	0	0
23	RAJASTHAN	0	0	0
24	SIKKIM	0	0	0
25	TAMIL NADU	59	1	130
26	TRIPURA	0	0	0
27	UTTARAKHAND	0	0	0
28	UTTAR PRADESH	1,735	59	1,342
29	WEST BENGAL	0	0	0
30	ANDAMAN AND NICOBAR ISLANDS	0	0	0
31	CHANDIGARH	0	0	0
32	DADRA AND NAGAR HAVELI	0	0	0
33	DAMAN AND DIU	0	0	0
34	LAKSHADWEEP	0	0	0
Grand Total		7,044	14,639	13,864

Table - 5(A)

Minimum Wages Enforcement (including Farm Labour)

Sl. No.	State/UT Name	Agriculture and Farm Workers: Inspections made (Number) April,2009- August,2009	Agriculture and Farm Workers: Irregularities detected (Number) April,2009- August,2009	Agriculture and Farm Workers: Irregularities rectified (Number) April,2009- August,2009
		(3)	(4)	(5)
1	ANDHRA PRADESH	0	0	0
2	ARUNACHAL PRADESH	0	0	0
3	ASSAM	0	0	0
4	BIHAR	54,058	8,110	8,056
5	CHHATISGARH	0	0	0
6	DELHI	0	0	0
7	GOA	0	0	0
8	GUJARAT	26,668	3,399	3,454
9	HARYANA	0	0	0
10	HIMACHAL PRADESH	0	0	0
11	JAMMU AND KASHMIR	0	0	0
12	JHARKHAND	0	0	0
13	KARNATAKA	0	0	0
14	KERALA	0	0	0
15	MADHYA PRADESH	0	0	0
16	MAHARASHTRA	0	0	0
17	MANIPUR	0	0	0
18	MEGHALAYA	0	0	0
19	MIZORAM	0	0	0
20	NAGALAND	0	0	0
21	ORISSA	6,677	4,437	3,669
22	PUDUCHERRY	0	0	0
23	PUNJAB	247	0	0
24	RAJASTHAN	741	1	0
25	SIKKIM	0	0	0
26	TAMIL NADU	0	0	0
27	TRIPURA	0	0	0
28	UTTARAKHAND	581	0	0
29	UTTAR PRADESH	0	0	0
30	WEST BENGAL	0	0	0
31	ANDAMAN AND NICOBAR ISLANDS	0	0	0
32	CHANDIGARH	0	0	0
33	DADRA AND NAGAR HAVELI	0	0	0
34	DAMAN AND DIU	0	0	0
35	LAKSHADWEEP	0	0	0
Grand Total		88,972	15,947	15,179

Table - 5(B)

Minimum Wages Enforcement (including Farm Labour)
(Unit: Number)

		Agriculture and Farm Workers: Claims filed (Number) April,2009- August,2009	Agriculture and Farm Workers: Claims settled (Number) April,2009- August,2009
S1. State/UT No. Name			
(1)	(2)	(3)	(4)
1	ANDHRA PRADESH	0	0
2	ARUNACHAL PRADESH	0	0
3	ASSAM	0	0
4	BIHAR	2,467	2,687
5	CHHATISGARH	0	0
6	DELHI	0	0
7	GOA	0	0
8	GUJARAT	0	0
9	HARYANA	4	23
10	HIMACHAL PRADESH	0	0
11	JAMMU AND KASHMIR	0	0
12	JHARKHAND	0	0
13	KARNATAKA	0	0
14	KERALA	0	0
15	MADHYA PRADESH	0	0
16	MAHARASHTRA	0	0
17	MANIPUR	0	0
18	MEGHALAYA	0	0
19	MIZORAM	0	0
20	NAGALAND	0	0
21	ORISSA	0	0
22	PUDUCHERRY	0	0
23	PUNJAB	0	0
24	RAJASTHAN	4	1
25	SIKKIM	0	0
26	TAMIL NADU	0	0
27	TRIPURA	0	0
28	UTTARAKHAND	0	0
29	UTTAR PRADESH	0	0
30	WEST BENGAL	0	0
31	ANDAMAN AND NICOBAR ISLANDS	0	0
32	CHANDIGARH	0	0
33	DADRA AND NAGAR HAVELI	0	0
34	DAMAN AND DIU	0	0
35	LAKSHADWEEP	0	0
Grand Total		2,475	2,711

Table - 5(C)

Minimum Wages Enforcement (including Farm Labour)

Sl. No.	State/UT Name	Agriculture and Farm Workers: Prosecution cases Pending (Number) April,2009- August,2009	Agriculture and Farm Workers: Prosecution cases filed (Number) April,2009- August,2009	Agriculture and Farm Workers: Prosecution cases decided (Number) April,2009- August,2009
		(3)	(4)	(5)
1	ANDHRA PRADESH	0	0	0
2	ARUNACHAL PRADESH	0	0	0
3	ASSAM	0	0	0
4	BIHAR	1,608	0	0
5	CHHATISGARH	0	0	0
6	DELHI	0	0	0
7	GOA	0	0	0
8	GUJARAT	5,252	13	65
9	HARYANA	2,653	0	0
10	HIMACHAL PRADESH	0	0	0
11	JAMMU AND KASHMIR	0	0	0
12	JHARKHAND	0	0	0
13	KARNATAKA	0	0	0
14	KERALA	0	0	0
15	MADHYA PRADESH	0	0	0
16	MAHARASHTRA	0	0	0
17	MANIPUR	0	0	0
18	MEGHALAYA	0	0	0
19	MIZORAM	0	0	0
20	NAGALAND	0	0	0
21	ORISSA	745	2	0
22	PUDUCHERRY	0	0	0
23	PUNJAB	0	0	0
24	RAJASTHAN	0	0	0
25	SIKKIM	0	0	0
26	TAMIL NADU	0	0	0
27	TRIPURA	0	0	0
28	UTTARAKHAND	0	0	0
29	UTTAR PRADESH	0	0	0
30	WEST BENGAL	0	0	0
31	ANDAMAN AND NICOBAR ISLANDS	0	0	0
32	CHANDIGARH	0	0	0
33	DADRA AND NAGAR HAVELI	0	0	0
34	DAMAN AND DIU	0	0	0
35	LAKSHADWEEP	0	0	0
Grand Total		10,258	15	65

Food Security: Targeted Public Distribution System (APL+BPL+AAY)

Off take

% Achievement of Target
During April-August, 2009

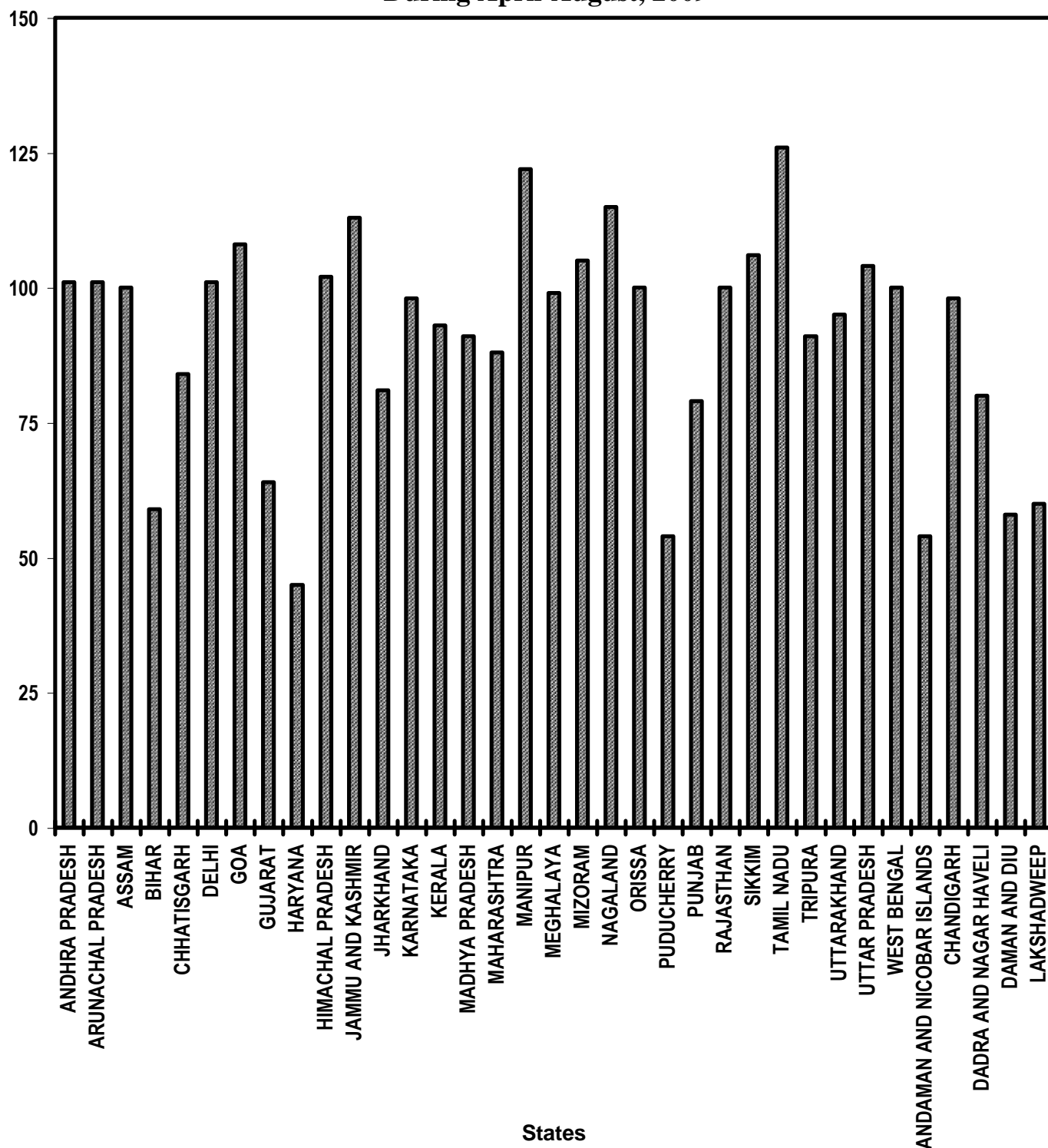


Table - 6(A)

Food security-Targeted Public Distribution system (APL+BPL+AAY)

Sl. No.	State/UT Name	Allocation of Food	Off take	Percentage of
		Grains (Tonnes) April,2009- August,2009	(Tonnes) April,2009- August,2009	offtake w.r.t. Allocation of Food Grains
(1)	(2)	(3)	(4)	(5)
1	ANDHRA PRADESH	15,88,180	16,06,540	101
2	ARUNACHAL PRADESH	42,315	42,749	101
3	ASSAM	5,85,940	5,88,117	100
4	BIHAR	14,09,380	8,37,591	59
5	CHHATISGARH	4,54,980	3,82,757	84
6	DELHI	2,46,895	2,48,380	101
7	GOA	18,420	19,838	108
8	GUJARAT	6,74,370	4,29,814	64
9	HARYANA	4,08,530	1,85,106	45
10	HIMACHAL PRADESH	1,97,990	2,02,290	102
11	JAMMU AND KASHMIR	3,15,335	3,54,886	113
12	JHARKHAND	5,17,055	4,19,393	81
13	KARNATAKA	8,77,815	8,62,483	98
14	KERALA	5,86,085	5,46,382	93
15	MADHYA PRADESH	12,11,265	10,97,989	91
16	MAHARASHTRA	17,53,110	15,40,637	88
17	MANIPUR	44,965	55,023	122
18	MEGHALAYA	61,365	60,903	99
19	MIZORAM	34,545	36,214	105
20	NAGALAND	52,865	60,864	115
21	ORISSA	8,81,605	8,84,820	100
22	PUDUCHERRY	21,630	11,648	54
23	PUNJAB	5,05,800	4,01,778	79
24	RAJASTHAN	7,47,225	7,50,561	100
25	SIKKIM	18,425	19,566	106
26	TAMIL NADU	15,96,180	20,16,951	126
27	TRIPURA	1,25,835	1,14,330	91
28	UTTARAKHAND	1,72,605	1,63,582	95
29	UTTAR PRADESH	27,74,975	28,74,081	104
30	WEST BENGAL	13,73,560	13,77,240	100
31	ANDAMAN AND NICOBAR ISLANDS	13,030	7,087	54
32	CHANDIGARH	10,641	10,439	98
33	DADRA AND NAGAR HAVELI	3,700	2,973	80
34	DAMAN AND DIU	1,800	1,049	58
35	LAKSHADWEEP	1,920	1,145	60
Grand Total		1,93,30,336	1,82,15,206	94

Very Good:(90% or above of targets)

ANDHRA PRADESH, ARUNACHAL PRADESH, ASSAM, DELHI, GOA, HIMACHAL PRADESH, JAMMU AND KASHMIR, KARNATAKA, KERALA, MADHYA PRADESH, MANIPUR, MEGHALAYA, MIZORAM, NAGALAND, ORISSA, RAJASTHAN, SIKKIM, TAMIL NADU, TRIPURA, UTTARAKHAND, UTTAR PRADESH, WEST BENGAL, CHANDIGARH

Good:(Between 80% to 90% targets)

CHHATISGARH, JHARKHAND, MAHARASHTRA, DADRA AND NAGAR HAVELI

Poor:(Below 80% of targets)

BIHAR, GUJARAT, HARYANA, PUDUCHERRY, PUNJAB, ANDAMAN AND NICOBAR ISLANDS, DAMAN AND DIU, LAKSHADWEEP

Food Security: Targeted Public Distribution System (Only Antyodaya Anna Yojana)

Off take

% Achievement of Target
During April-August, 2009

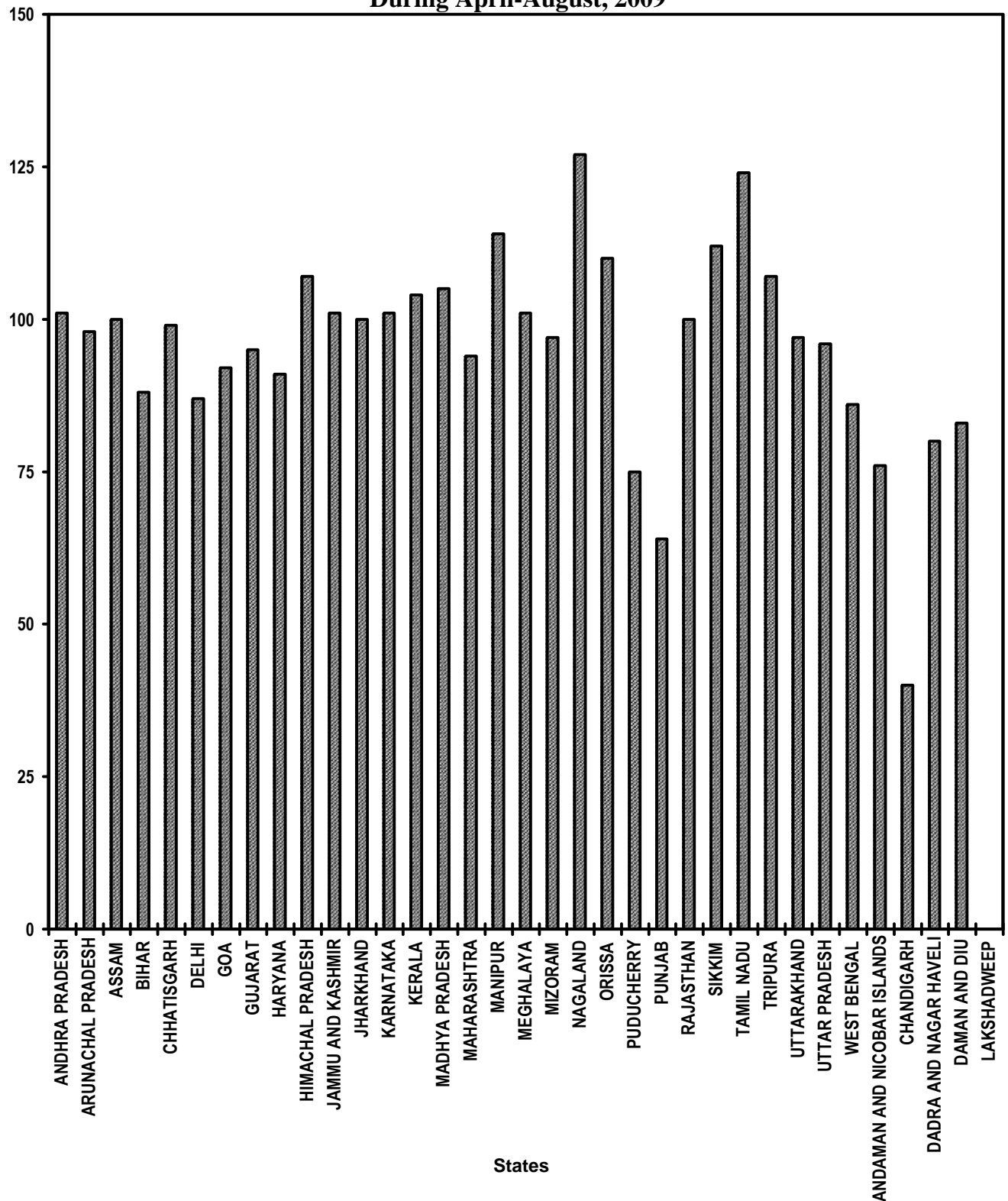


Table - 6(B)

Food security-Targeted Public Distribution system (only AAY)

Sl. No.	State/UT Name	Allocation of Food		Percentage of offtake w.r.t. Allocation of Food Grains
		Grains (Tonnes) April,2009- August,2009	Off take (Tonnes) April,2009- August,2009	
(1)	(2)	(3)	(4)	(5)
1	ANDHRA PRADESH	2,72,620	2,74,941	101
2	ARUNACHAL PRADESH	6,655	6,525	98
3	ASSAM	1,23,205	1,23,460	100
4	BIHAR	4,24,995	3,74,929	88
5	CHHATISGARH	1,25,810	1,24,852	99
6	DELHI	26,285	22,746	87
7	GOA	2,545	2,339	92
8	GUJARAT	1,41,700	1,33,953	95
9	HARYANA	51,175	46,601	91
10	HIMACHAL PRADESH	34,475	36,798	107
11	JAMMU AND KASHMIR	44,745	45,129	101
12	JHARKHAND	1,60,640	1,60,989	100
13	KARNATAKA	2,09,955	2,11,574	101
14	KERALA	1,04,275	1,08,178	104
15	MADHYA PRADESH	2,76,775	2,89,741	105
16	MAHARASHTRA	4,31,200	4,05,977	94
17	MANIPUR	11,135	12,711	114
18	MEGHALAYA	12,285	12,411	101
19	MIZORAM	4,550	4,414	97
20	NAGALAND	8,320	10,526	127
21	ORISSA	2,21,300	2,43,466	110
22	PUDUCHERRY	5,645	4,247	75
23	PUNJAB	31,400	20,084	64
24	RAJASTHAN	1,63,120	1,63,150	100
25	SIKKIM	2,890	3,242	112
26	TAMIL NADU	3,26,310	4,03,063	124
27	TRIPURA	19,800	21,273	107
28	UTTARAKHAND	26,465	25,640	97
29	UTTAR PRADESH	7,16,450	6,84,227	96
30	WEST BENGAL	2,59,035	2,22,896	86
31	ANDAMAN AND NICOBAR ISLANDS	750	572	76
32	CHANDIGARH	260	104	40
33	DADRA AND NAGAR HAVELI	915	732	80
34	DAMAN AND DIU	265	219	83
35	LAKSHADWEEP	205	0	0
Grand Total		42,48,155	42,01,709	99

Very Good:(90% or above of targets)

ANDHRA PRADESH, ARUNACHAL PRADESH, ASSAM, CHHATISGARH, GOA, GUJARAT, HARYANA, HIMACHAL PRADESH, JAMMU AND KASHMIR, JHARKHAND, KARNATAKA, KERALA, MADHYA PRADESH, MAHARASHTRA, MANIPUR, MEGHALAYA, MIZORAM, NAGALAND, ORISSA, RAJASTHAN, SIKKIM, TAMIL NADU, TRIPURA, UTTARAKHAND, UTTAR PRADESH

Good:(Between 80% to 90% targets)

BIHAR, DELHI, WEST BENGAL, DADRA AND NAGAR HAVELI, DAMAN AND DIU

Poor:(Below 80% of targets)

PUDUCHERRY, PUNJAB, ANDAMAN AND NICOBAR ISLANDS, CHANDIGARH, LAKSHADWEEP

Food Security: Targeted Public Distribution System (Only APL)

Off take

% Achievement of Target
During April-August, 2009

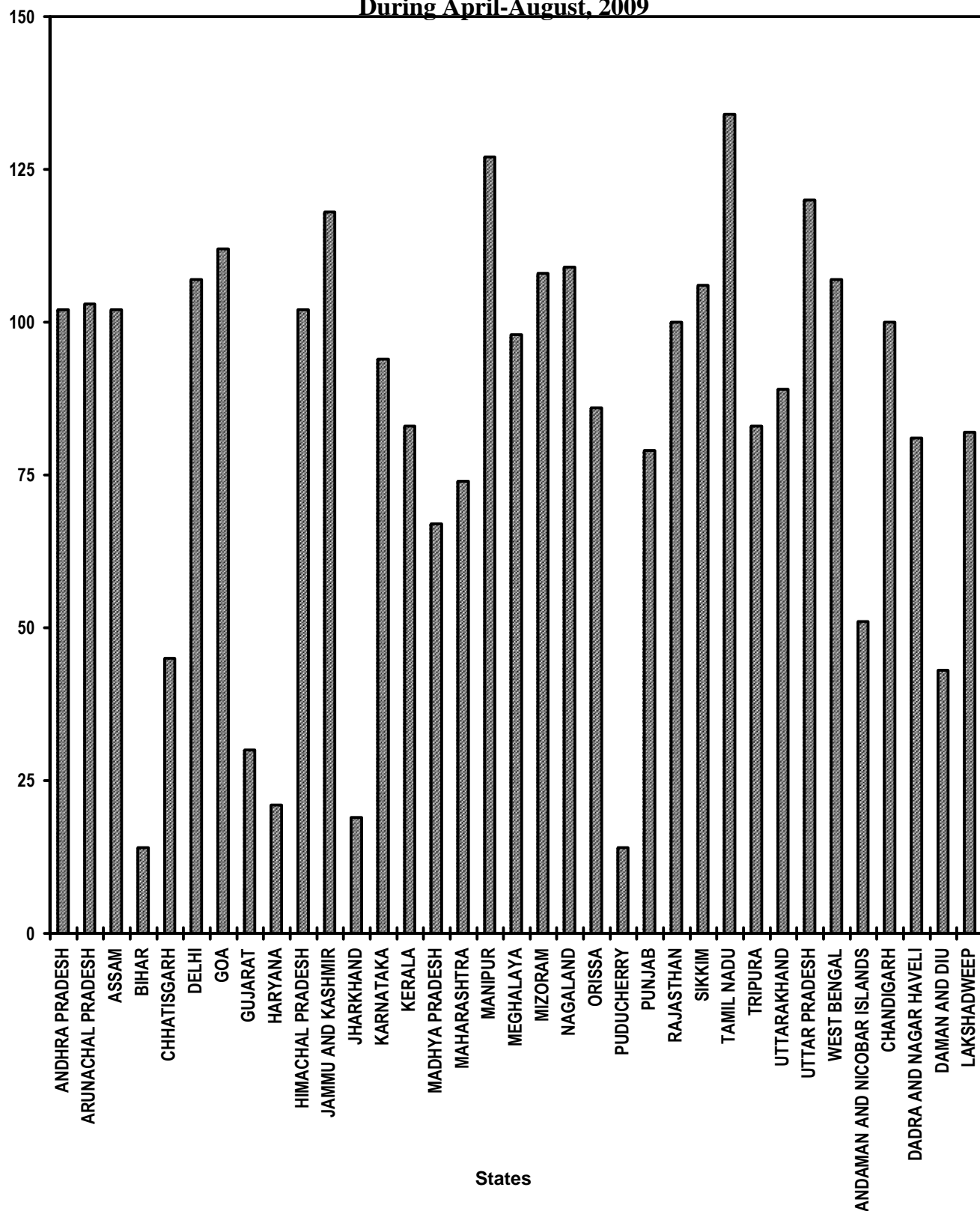


Table - 6(C)

Food Security - Targeted Public Distribution System (Only APL)

Sl. No.	State/UT Name	Allocation of Food		Percentage of offtake w.r.t. Allocation of Food Grains
		Grains (Tonnes) April,2009- August,2009	Off take (Tonnes) April,2009- August,2009	
(1)	(2)	(3)	(4)	(5)
1	ANDHRA PRADESH	8,77,190	8,91,836	102
2	ARUNACHAL PRADESH	25,025	25,860	103
3	ASSAM	2,61,725	2,67,042	102
4	BIHAR	2,67,800	37,998	14
5	CHHATISGARH	1,26,800	57,223	45
6	DELHI	1,75,320	1,88,434	107
7	GOA	13,600	15,223	112
8	GUJARAT	3,31,850	99,998	30
9	HARYANA	2,70,450	56,961	21
10	HIMACHAL PRADESH	1,08,040	1,09,847	102
11	JAMMU AND KASHMIR	1,86,550	2,19,200	118
12	JHARKHAND	98,100	18,338	19
13	KARNATAKA	3,30,200	3,10,527	94
14	KERALA	3,14,165	2,60,066	83
15	MADHYA PRADESH	4,89,400	3,25,901	67
16	MAHARASHTRA	6,09,650	4,52,719	74
17	MANIPUR	15,910	20,235	127
18	MEGHALAYA	29,340	28,787	98
19	MIZORAM	22,645	24,462	108
20	NAGALAND	31,165	33,899	109
21	ORISSA	1,74,650	1,50,460	86
22	PUDUCHERRY	7,000	999	14
23	PUNJAB	4,23,910	3,35,993	79
24	RAJASTHAN	3,21,800	3,23,365	100
25	SIKKIM	10,825	11,493	106
26	TAMIL NADU	7,45,190	9,99,824	134
27	TRIPURA	74,210	61,396	83
28	UTTARAKHAND	85,450	75,771	89
29	UTTAR PRADESH	9,06,150	10,90,874	120
30	WEST BENGAL	4,67,200	4,98,551	107
31	ANDAMAN AND NICOBAR ISLANDS	10,180	5,214	51
32	CHANDIGARH	9,000	9,037	100
33	DADRA AND NAGAR HAVELI	900	733	81
34	DAMAN AND DIU	1,100	475	43
35	LAKSHADWEEP	1,400	1,145	82
Grand Total		78,23,890	70,09,886	90

Very Good:(90% or above of targets)

ANDHRA PRADESH, ARUNACHAL PRADESH, ASSAM, DELHI, GOA, HIMACHAL PRADESH, JAMMU AND KASHMIR, KARNATAKA, MANIPUR, MEGHALAYA, MIZORAM, NAGALAND, RAJASTHAN, SIKKIM, TAMIL NADU, UTTAR PRADESH, WEST BENGAL, CHANDIGARH

Good:(Between 80% to 90% targets)

KERALA, ORISSA, TRIPURA, UTTARAKHAND, DADRA AND NAGAR HAVELI, LAKSHADWEEP

Poor:(Below 80% of targets)

BIHAR, CHHATISGARH, GUJARAT, HARYANA, JHARKHAND, MADHYA PRADESH, MAHARASHTRA, PUDUCHERRY, PUNJAB, ANDAMAN AND NICOBAR ISLANDS, DAMAN AND DIU

Food Security: Targeted Public Distribution System (Only BPL)

Off take

% Achievement of Target

During April-August, 2009

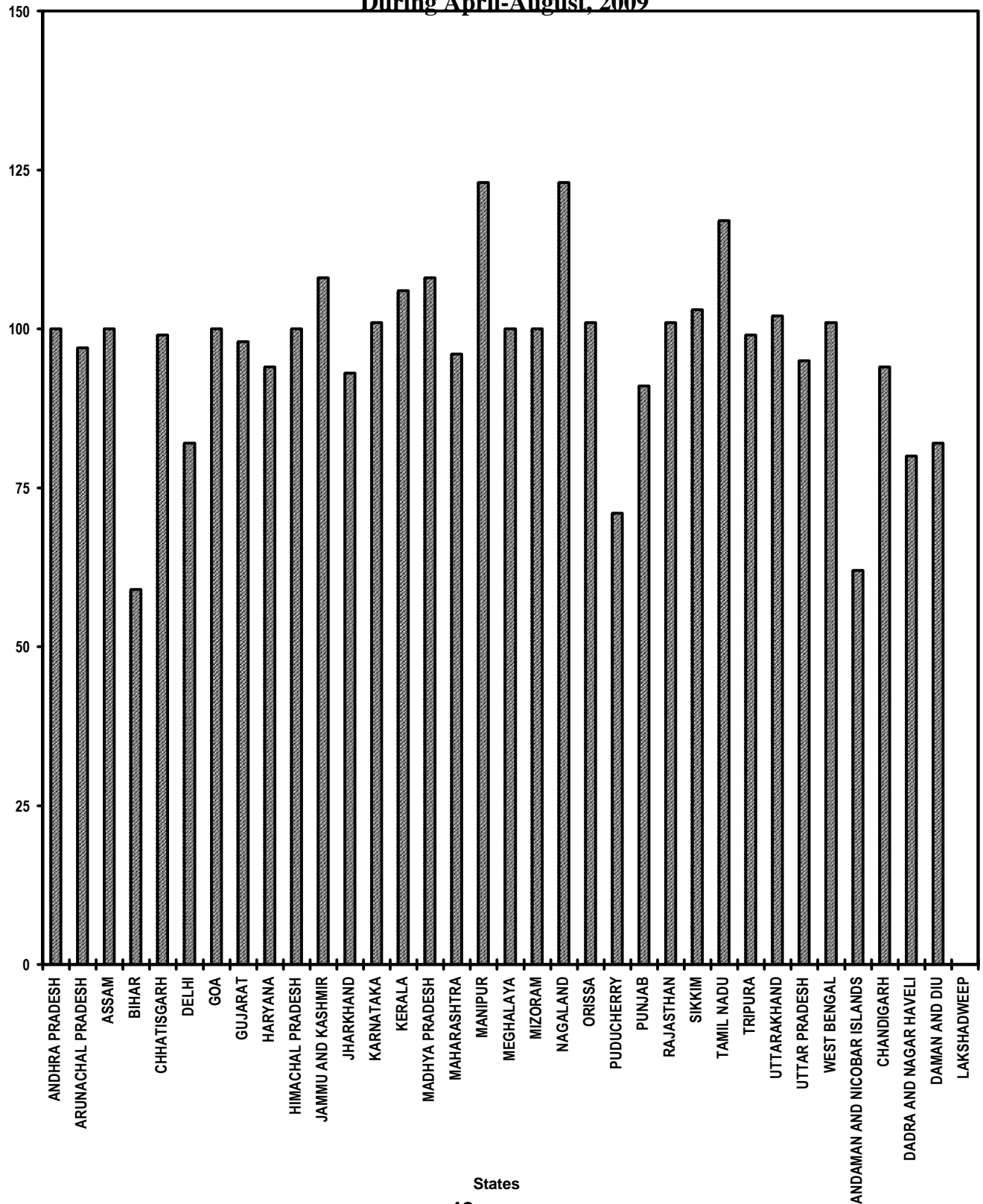


Table - 6(D)
Food Security - Targeted Public Distribution System (Only BPL)

Sl. No.	State/UT Name	Allocation of Food		Percentage of offtake w.r.t. Allocation of Food Grains
		Grains (Tonnes) April,2009- August,2009	Off take (Tonnes) April,2009- August,2009	
(1)	(2)	(3)	(4)	(5)
1	ANDHRA PRADESH	4,38,370	4,39,763	100
2	ARUNACHAL PRADESH	10,635	10,364	97
3	ASSAM	1,98,010	1,97,615	100
4	BIHAR	7,16,585	4,24,664	59
5	CHHATISGARH	2,02,370	2,00,682	99
6	DELHI	45,290	37,200	82
7	GOA	2,275	2,276	100
8	GUJARAT	2,00,820	1,95,863	98
9	HARYANA	86,905	81,544	94
10	HIMACHAL PRADESH	55,475	55,645	100
11	JAMMU AND KASHMIR	84,040	90,557	108
12	JHARKHAND	2,58,315	2,40,066	93
13	KARNATAKA	3,37,660	3,40,382	101
14	KERALA	1,67,645	1,78,138	106
15	MADHYA PRADESH	4,45,090	4,82,347	108
16	MAHARASHTRA	7,12,260	6,81,941	96
17	MANIPUR	17,920	22,077	123
18	MEGHALAYA	19,740	19,705	100
19	MIZORAM	7,350	7,338	100
20	NAGALAND	13,380	16,439	123
21	ORISSA	4,85,655	4,90,894	101
22	PUDUCHERRY	8,985	6,402	71
23	PUNJAB	50,490	45,701	91
24	RAJASTHAN	2,62,305	2,64,046	101
25	SIKKIM	4,710	4,831	103
26	TAMIL NADU	5,24,680	6,14,064	117
27	TRIPURA	31,825	31,661	99
28	UTTARAKHAND	60,690	62,171	102
29	UTTAR PRADESH	11,52,375	10,98,980	95
30	WEST BENGAL	6,47,325	6,55,793	101
31	ANDAMAN AND NICOBAR ISLANDS	2,100	1,301	62
32	CHANDIGARH	1,381	1,298	94
33	DADRA AND NAGAR HAVELI	1,885	1,508	80
34	DAMAN AND DIU	435	355	82
35	LAKSHADWEEP	315	0	0
Grand Total		72,55,291	70,03,611	97

Very Good:(90% or above of targets)

ANDHRA PRADESH, ARUNACHAL PRADESH, ASSAM, CHHATISGARH, GOA, GUJARAT, HARYANA, HIMACHAL PRADESH, JAMMU AND KASHMIR, JHARKHAND, KARNATAKA, KERALA, MADHYA PRADESH, MAHARASHTRA, MANIPUR, MEGHALAYA, MIZORAM, NAGALAND, ORISSA, PUNJAB, RAJASTHAN, SIKKIM, TAMIL NADU, TRIPURA, UTTARAKHAND, UTTAR PRADESH, WEST BENGAL, CHANDIGARH

Good:(Between 80% to 90% targets)

DELHI, DADRA AND NAGAR HAVELI, DAMAN AND DIU

Poor:(Below 80% of targets)

BIHAR, PUDUCHERRY, ANDAMAN AND NICOBAR ISLANDS, LAKSHADWEEP

Rural Housing - Indira Awaas Yojana

Houses constructed

% Achievement of Target

During April-August, 2009

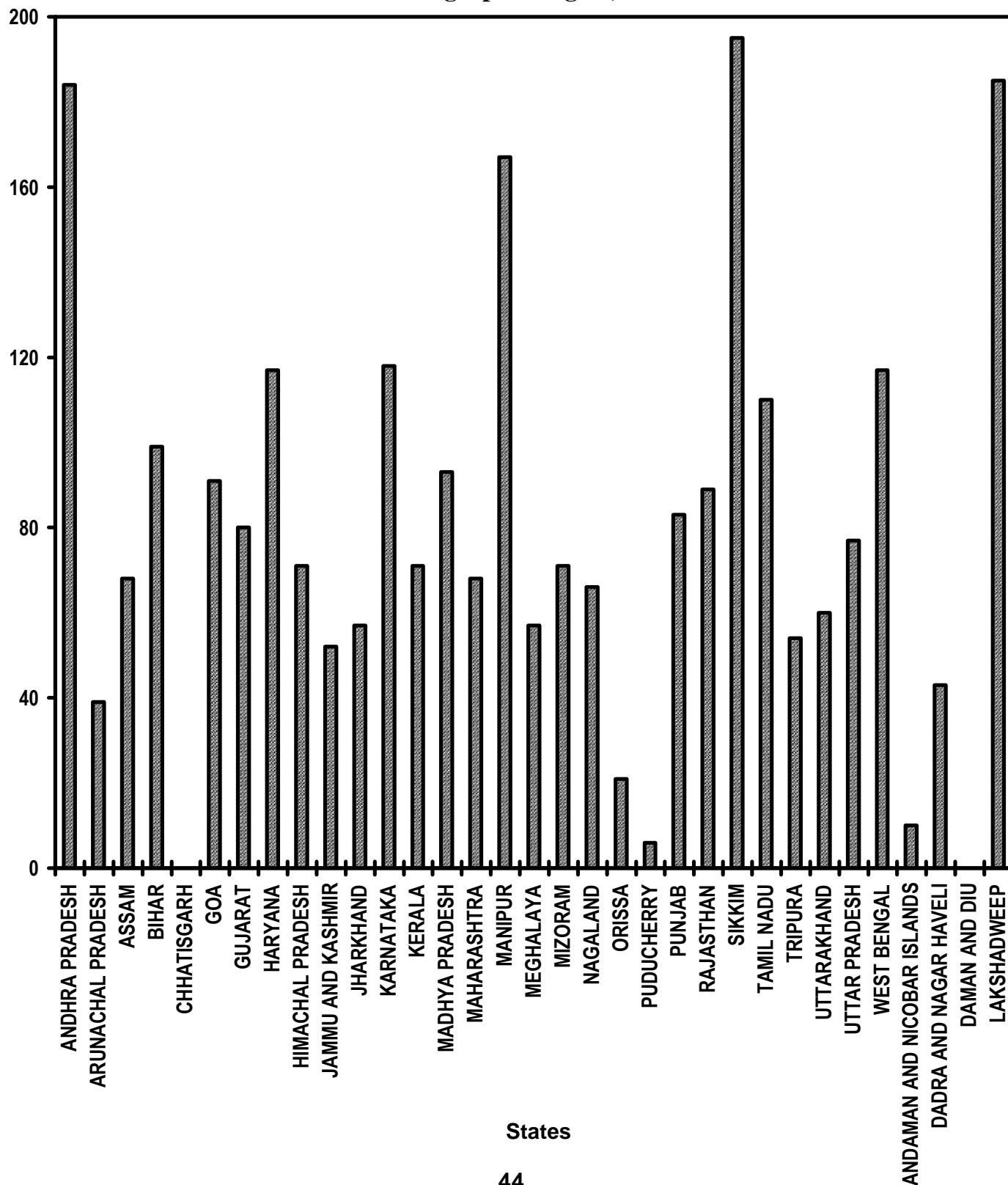


Table - 7

Rural Housing - Indira Awaas Yojana
Houses constructed
(Unit: Number)

Sl. No.	State/UT Name	Target		Achievement April,2009-August,2009	Percent Achievement April,2009-August,2009
		2009-2010	April,2009-August,2009		
(1)	(2)	(3)	(4)	(5)	(5)/(4)
1	ANDHRA PRADESH	3,71,982	86,795	1,59,655	184
2	ARUNACHAL PRADESH	10,873	2,536	990 *	39
3	ASSAM	2,40,446	56,105	38,110	68
4	BIHAR	10,98,001	2,56,200	2,53,882	99
5	CHHATISGARH	57,520	13,421	0	0
6	GOA	2,291	534	484	91
7	GUJARAT	1,82,429	42,567	34,244	80
8	HARYANA	25,611	5,976	6,963	117
9	HIMACHAL PRADESH	8,212	1,916	1,368	71
10	JAMMU AND KASHMIR	25,508	5,952	3,075	52
11	JHARKHAND	97,926	22,848	13,102	57
12	KARNATAKA	1,43,311	33,439	39,591	118
13	KERALA	79,695	18,597	13,251	71
14	MADHYA PRADESH	1,14,396	26,691	24,908	93
15	MAHARASHTRA	2,24,323	52,341	35,584	68
16	MANIPUR	9,439	2,203	3,690	167
17	MEGHALAYA	16,440	3,836	2,178	57
18	MIZORAM	3,504	819	579	71
19	NAGALAND	10,878	2,539	1,680	66
20	ORISSA	2,15,715	50,335	10,332	21
21	PUDUCHERRY	1,370	320	18	6
22	PUNJAB	31,674	7,392	6,119	83
23	RAJASTHAN	91,670	21,390	18,943	89
24	SIKKIM	2,080	485	946	195
25	TAMIL NADU	1,48,928	34,750	38,314	110
26	TRIPURA	21,182	4,942	2,670	54
27	UTTARAKHAND	22,476	5,243	3,122	60
28	UTTAR PRADESH	4,93,156	1,15,071	89,001	77
29	WEST BENGAL	2,97,564	69,433	81,107	117
30	ANDAMAN AND NICOBAR ISLANDS	2,750	642	61	10
31	DADRA AND NAGAR HAVELI	458	107	46	43
32	DAMAN AND DIU	205	49	0	0
33	LAKSHADWEEP	229	54	100	185
Grand Total		40,52,242	9,45,528	8,84,113	94

Very Good:(90% or above of targets)

ANDHRA PRADESH, BIHAR, GOA, HARYANA, KARNATAKA, MADHYA PRADESH, MANIPUR, SIKKIM, TAMIL NADU, WEST BENGAL, LAKSHADWEEP

Good:(Between 80% to 90% targets)

GUJARAT, PUNJAB, RAJASTHAN

Poor:(Below 80% of targets)

ARUNACHAL PRADESH, ASSAM, CHHATISGARH, HIMACHAL PRADESH, JAMMU AND KASHMIR, JHARKHAND, KERALA, MAHARASHTRA, MEGHALAYA, MIZORAM, NAGALAND, ORISSA, PUDUCHERRY, TRIPURA, UTTARAKHAND, UTTAR PRADESH, ANDAMAN AND NICOBAR ISLANDS, DADRA AND NAGAR HAVELI, DAMAN AND DIU

* Figures furnished by Ministry of Rural Development

EWS/LIG Houses in Urban Areas

Houses constructed

% Achievement of Target

During April-August, 2009

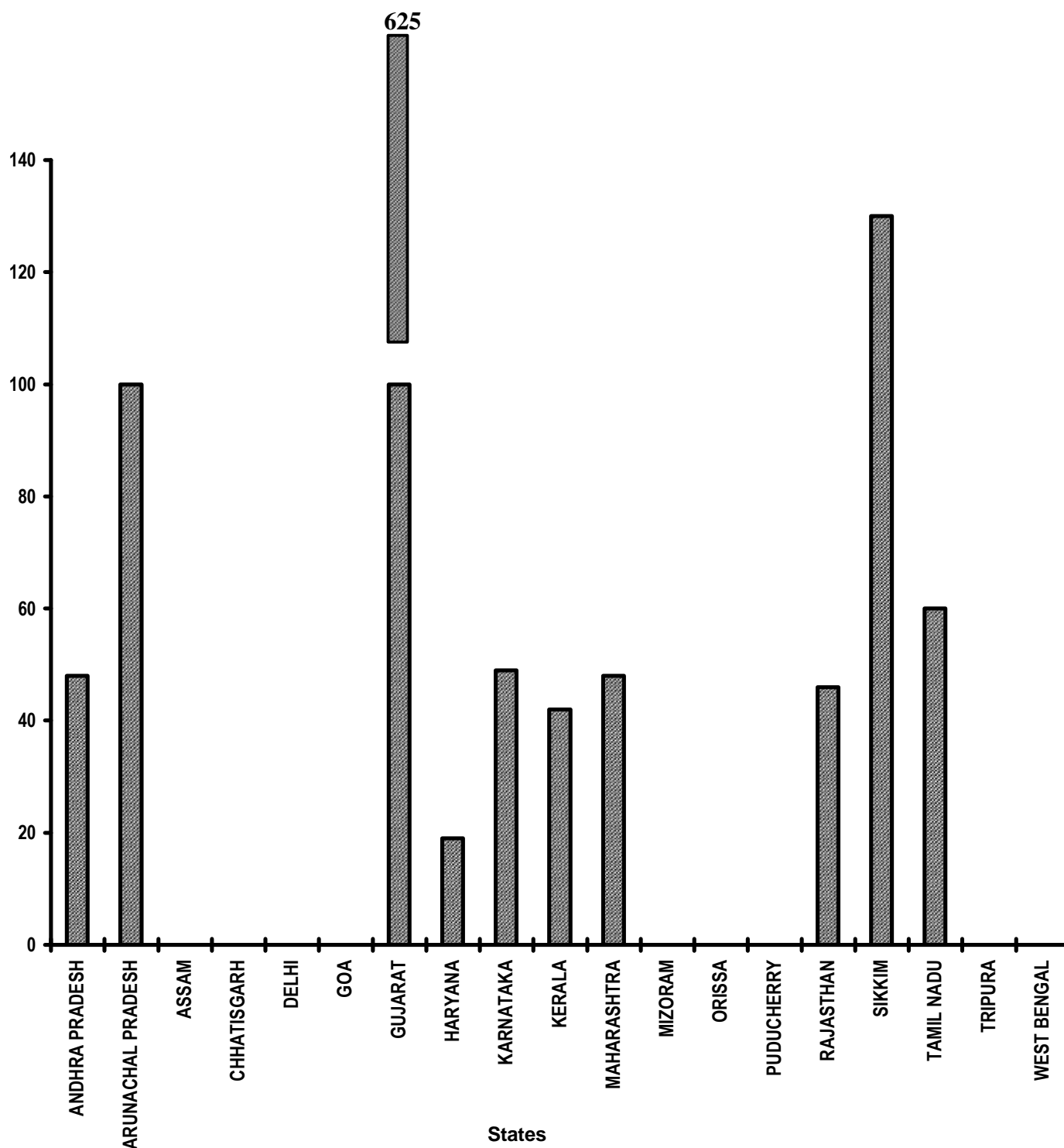


Table - 8

EWS/LIG Houses in Urban Areas
Houses constructed
(Unit: Number)

Sl. No.	State/UT Name	Target		Achievement	Percent
		2009-2010	April,2009- August,2009	April,2009- August,2009	Achievement April,2009- August,2009
(1)	(2)	(3)	(4)	(5)	(5)/(4)
1	ANDHRA PRADESH	90,000	37,500	18,047	48
2	ARUNACHAL PRADESH	100	41	41	100
3	ASSAM	293	120	0	0
4	CHHATISGARH	10,000	4,166	0	0
5	DELHI	6,896	2,872	0	0
6	GOA	130	53	0	0
7	GUJARAT	10,000	4,166	26,044	625
8	HARYANA	701	291	56	19
9	KARNATAKA	10,000	4,165	2,052	49
10	KERALA	2,200	915	380	42
11	MAHARASHTRA	14,033	5,845	2,794	48
12	MIZORAM	1,512	630	0	0
13	ORISSA	208	86	0	0
14	PUDUCHERRY	233	95	0	0
15	RAJASTHAN	2,288	950	441	46
16	SIKKIM	25	10	13	130
17	TAMIL NADU	10,000	4,166	2,479	60
18	TRIPURA	456	190	0	0
19	WEST BENGAL	632	261	0	0
Grand Total		1,59,707	66,522	52,347	79

Very Good:(90% or above of targets)

ARUNACHAL PRADESH, GUJARAT, SIKKIM

Poor:(Below 80% of targets)

ANDHRA PRADESH, ASSAM, CHHATISGARH, DELHI, GOA, HARYANA, KARNATAKA, KERALA, MAHARASHTRA, MIZORAM, ORISSA, PUDUCHERRY, RAJASTHAN, TAMIL NADU, TRIPURA, WEST BENGAL

** Targets of nine States have not been received from concerned nodal Ministry.
so the target of 2008-09 repeated for these states provisionally.*

Table - 9(A)

Rural Areas - Accelerated Rural Water Supply Programme
Habitations covered (NC and PC)
(Unit: Number)

Sl. No. State/UT Name		Target		Achievement	Percent
		2009-2010	April,2009- August,2009	April,2009- August,2009	Achievement April,2009- August,2009
(1)	(2)	(3)	(4)	(5)	(5)/(4)
1	PUNJAB	296	69	15	22
2	RAJASTHAN	406	94	39	41
3	UTTARAKHAND	46	11	0	0
<i>Grand Total</i>		748	174	54	31

Poor:(Below 80% of targets)

PUNJAB, RAJASTHAN, UTTARAKHAND

Rural Areas - Accelerated Rural Water Supply Programme

Slipped back habitations and habitations with water quality problems addressed

% Achievement of Target
During April-August, 2009

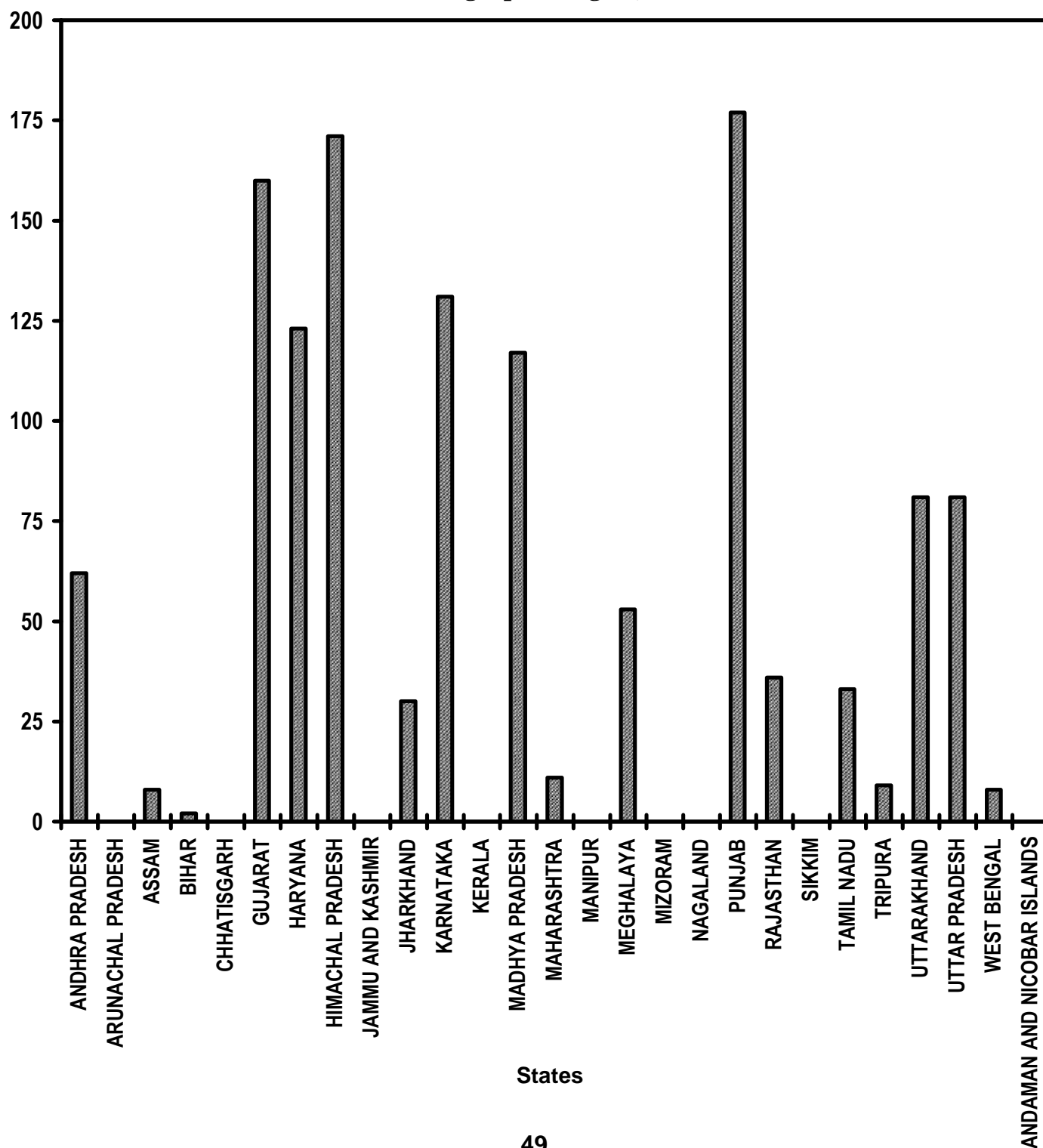


Table - 9(B)

Rural Areas - Accelerated Rural Water Supply Programme
Slipped back habitations and habitations with water quality problems addressed-ARWSI
(Unit: Number)

Sl. No.	State/UT Name	Target		Achievement April,2009-August,2009	Percent Achievement April,2009-August,2009
		2009-2010	April,2009-August,2009		
(1)	(2)	(3)	(4)	(5)	(5)/(4)
1	ANDHRA PRADESH	8,500	1,983	1,234	62
2	ARUNACHAL PRADESH	2,400	560	0	0
3	ASSAM	23,000	5,366	431	8
4	BIHAR	44,015	10,269	250	2
5	CHHATISGARH	3,500	816	0	0
6	GUJARAT	1,396	326	523	160
7	HARYANA	950	222	272	123
8	HIMACHAL PRADESH	5,000	1,166	1,992	171
9	JAMMU AND KASHMIR	4,700	1,096	0	0
10	JHARKHAND	1,552	362	109	30
11	KARNATAKA	13,000	3,033	3,970	131
12	KERALA	395	91	0	0
13	MADHYA PRADESH	4,500	1,050	1,230	117
14	MAHARASHTRA	8,605	2,007	228	11
15	MANIPUR	730	170	0	0
16	MEGHALAYA	500	116	61	53
17	MIZORAM	300	70	0	0
18	NAGALAND	200	46	0	0
19	PUNJAB	1,506	351	623	177
20	RAJASTHAN	10,523	2,455	888	36
21	SIKKIM	300	70	0	0
22	TAMIL NADU	7,000	1,633	537	33
23	TRIPURA	3,132	730	67	9
24	UTTARAKHAND	1,164	271	220	81
25	UTTAR PRADESH	2,000	466	377	81
26	WEST BENGAL	9,093	2,121	161	8
27	ANDAMAN AND NICOBAR ISLANDS	42	10	0	0
Grand Total		1,58,003	36,856	13,173	36

Very Good:(90% or above of targets)

GUJARAT, HARYANA, HIMACHAL PRADESH, KARNATAKA, MADHYA PRADESH, PUNJAB

Good:(Between 80% to 90% targets)

UTTARAKHAND, UTTAR PRADESH

Poor:(Below 80% of targets)

ANDHRA PRADESH, ARUNACHAL PRADESH, ASSAM, BIHAR, CHHATISGARH, JAMMU AND KASHMIR, JHARKHAND, KERALA, MAHARASHTRA, MANIPUR, MEGHALAYA, MIZORAM, NAGALAND, RAJASTHAN, SIKKIM, TAMIL NADU, TRIPURA, WEST BENGAL, ANDAMAN AND NICOBAR ISLANDS

Table - 10

Sanitation Programme in Rural Areas
(Unit: Number)

		Individual Household latrines constructed (Number) April,2009- August,2009
S1. State/UT	No. Name	
(1)	(2)	(3)
1	ANDHRA PRADESH	4,09,868
2	ARUNACHAL PRADESH	3,189
3	ASSAM	97,228
4	BIHAR	3,72,765
5	CHHATISGARH	1,36,778
6	DELHI	0
7	GOA	0
8	GUJARAT	2,40,808
9	HARYANA	1,25,111
10	HIMACHAL PRADESH	1,86,307
11	JAMMU AND KASHMIR	4,521
12	JHARKHAND	1,53,137
13	KARNATAKA	3,13,408
14	KERALA	51,947
15	MADHYA PRADESH	5,56,448
16	MAHARASHTRA	3,27,206
17	MANIPUR	8,012
18	MEGHALAYA	11,512
19	MIZORAM	5,851
20	NAGALAND	1,549
21	ORISSA	1,50,611
22	PUDUCHERRY	208
23	PUNJAB	35,261
24	RAJASTHAN	2,21,530
25	SIKKIM	0
26	TAMIL NADU	3,22,726
27	TRIPURA	4,532
28	UTTARAKHAND	36,610
29	UTTAR PRADESH	3,78,586
30	WEST BENGAL	1,18,940
31	ANDAMAN AND NICOBAR ISLANDS	0
32	CHANDIGARH	0
33	DADRA AND NAGAR HAVELI	0
34	DAMAN AND DIU	0
35	LAKSHADWEEP	0
Grand Total		42,74,649

Table - 11

Institutional Delivery
(Unit: Number)

		Delivery in institutions (Number) April,2009- August,2009
S1. State/UT No. Name		
(1) (2)		(3)
1 ANDHRA PRADESH		5,63,124
2 ARUNACHAL PRADESH		1,951
3 ASSAM		1,35,936
4 BIHAR		1,03,191
5 CHHATISGARH		41,444
6 DELHI		67,200
7 GOA		8,405
8 GUJARAT		2,62,883
9 HARYANA		3,08,270
10 HIMACHAL PRADESH		21,955
11 JAMMU AND KASHMIR		59,322
12 JHARKHAND		78,741
13 KARNATAKA		2,90,428
14 KERALA		1,84,760
15 MADHYA PRADESH		4,77,584
16 MAHARASHTRA		4,69,941
17 MANIPUR		8,704
18 MEGHALAYA		6,951
19 MIZORAM		0
20 NAGALAND		1,168
21 ORISSA		2,11,427
22 PUDUCHERRY		12,676
23 PUNJAB		96,464
24 RAJASTHAN		4,60,751
25 SIKKIM		2,732
26 TAMIL NADU		4,48,076
27 TRIPURA		5,024
28 UTTARAKHAND		31,687
29 UTTAR PRADESH		8,03,121
30 WEST BENGAL		0
31 ANDAMAN AND NICOBAR ISLANDS		1,909
32 CHANDIGARH		7,595
33 DADRA AND NAGAR HAVELI		1,256
34 DAMAN AND DIU		1,023
35 LAKSHADWEEP		275
Grand Total		51,75,974

SC Families Assisted

% Achievement of Target

During April-August, 2009

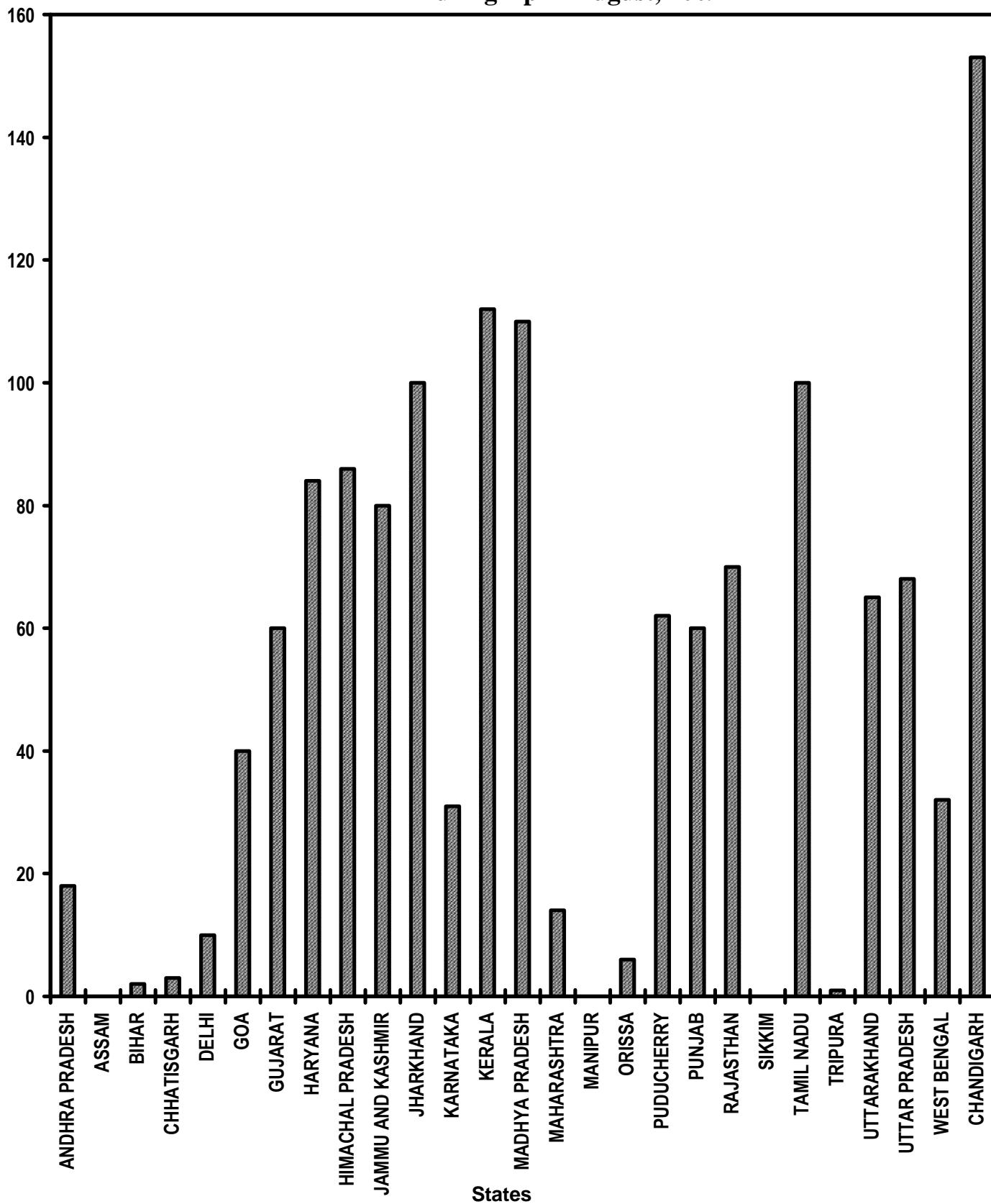


Table - 12

**SC Families Assisted
(Unit: Number)**

Sl. No.	State/UT Name	Target		Achievement April,2009- August,2009	Percent Achievement April,2009- August,2009
		2009-2010	April,2009- August,2009		
(1)	(2)	(3)	(4)	(5)	(5)/(4)
1	ANDHRA PRADESH	4,50,000	1,87,500	33,857	18
2	ASSAM	44,000	18,330	0	0
3	BIHAR	2,55,000	1,06,250	2,533	2
4	CHHATISGARH	3,75,000	1,56,250	4,728	3
5	DELHI	5,000	2,080	203	10
6	GOA	550	225	89	40
7	GUJARAT	1,40,000	58,330	34,887	60
8	HARYANA	88,500	36,875	30,823	84
9	HIMACHAL PRADESH	58,000	24,165	20,841	86
10	JAMMU AND KASHMIR	1,100	455	362	80
11	JHARKHAND	5,50,000	2,29,165	2,29,403	100
12	KARNATAKA	5,00,000	2,08,330	63,881	31
13	KERALA	33,000	13,750	15,446	112
14	MADHYA PRADESH	2,43,000	1,01,250	1,10,992	110
15	MAHARASHTRA	1,54,000	64,165	8,785	14
16	MANIPUR	550	225	0	0
17	ORISSA	72,600	30,250	1,729	6
18	PUDUCHERRY	5,000	2,080	1,284	62
19	PUNJAB	88,000	36,665	21,871	60
20	RAJASTHAN	4,12,000	1,71,665	1,20,814	70
21	SIKKIM	2,200	915	0	0
22	TAMIL NADU	9,00,000	3,75,000	3,75,079	100
23	TRIPURA	22,000	9,165	128	1
24	UTTARAKHAND	7,000	2,915	1,882	65
25	UTTAR PRADESH	2,57,000	1,07,080	72,965	68
26	WEST BENGAL	1,10,000	45,830	14,628	32
27	CHANDIGARH	700	290	444	153
Grand Total		47,74,200	19,89,200	11,67,654	59

Very Good:(90% or above of targets)

JHARKHAND, KERALA, MADHYA PRADESH, TAMIL NADU, CHANDIGARH

Good:(Between 80% to 90% targets)

HARYANA, HIMACHAL PRADESH, JAMMU AND KASHMIR

Poor:(Below 80% of targets)

ANDHRA PRADESH, ASSAM, BIHAR, CHHATISGARH, DELHI, GOA, GUJARAT, KARNATAKA, MAHARASHTRA, MANIPUR, ORISSA, PUDUCHERRY, PUNJAB, RAJASTHAN, SIKKIM, TRIPURA, UTTARAKHAND, UTTAR PRADESH, WEST BENGAL

* Target for 2009-10 have not been received from the concerned Nodal Ministry, so the target for the year 2008-09 has been repeated.

Universalization of ICDS Scheme

ICDS Blocks Operational (Cumulative)

% Achievement of Target
During April-August, 2009

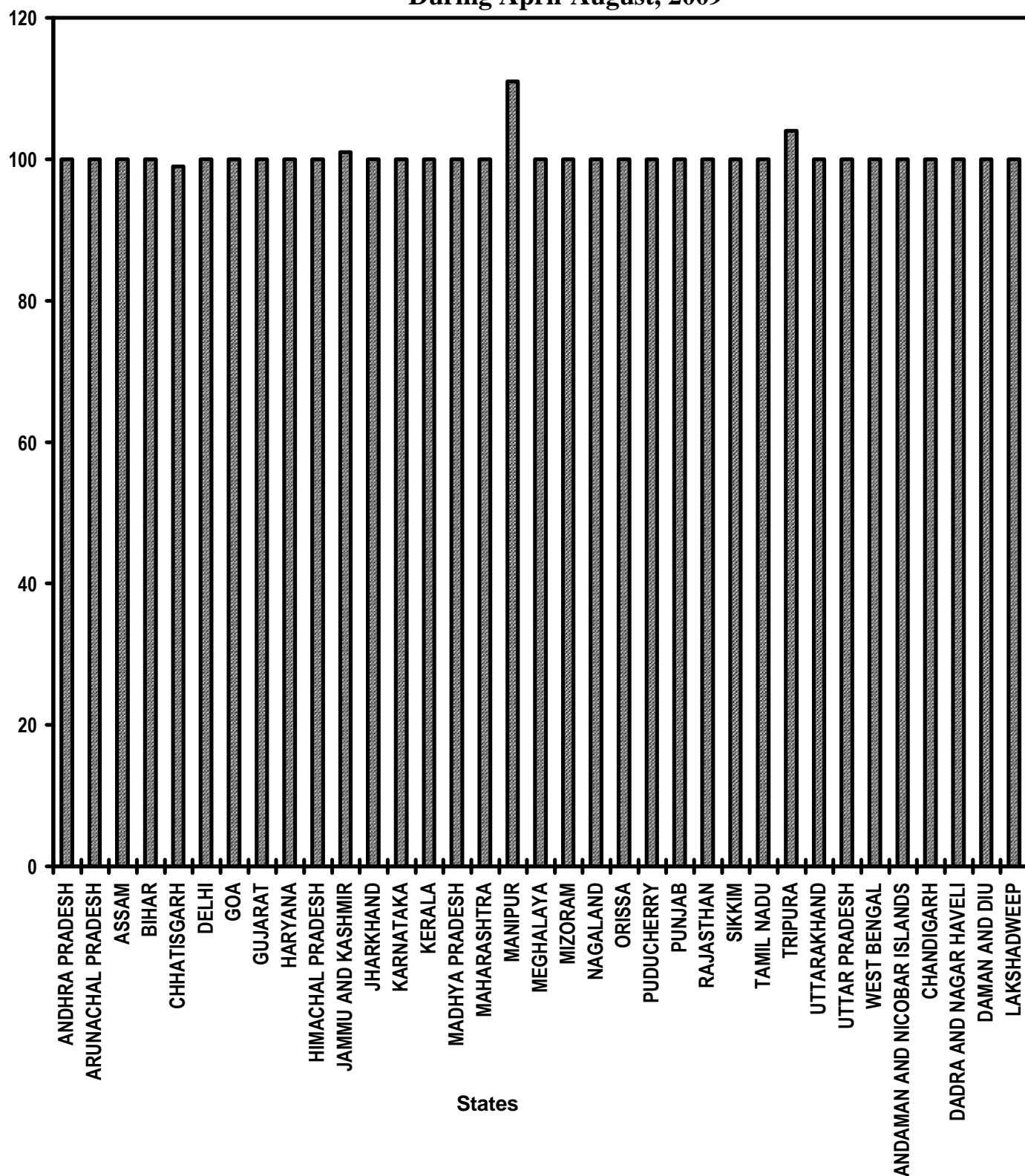


Table - 13

Universalization of ICDS Scheme
ICDS Blocks Operational (Cumulative)
(Unit: Number)

Sl. No.	State/UT Name	Target		Achievement April,2009-August,2009	Percent Achievement April,2009-August,2009
		2009-2010	April,2009-August,2009		
(1)	(2)	(3)	(4)	(5)	(5)/(4)
1	ANDHRA PRADESH	387	385	385	100
2	ARUNACHAL PRADESH	93	85	85	100
3	ASSAM	228	223	223	100
4	BIHAR	545	545	544	100
5	CHHATISGARH	343	163	161	99
6	DELHI	55	50	50	100
7	GOA	11	11	11	100
8	GUJARAT	336	260	260	100
9	HARYANA	148	137	137	100
10	HIMACHAL PRADESH	76	76	76	100
11	JAMMU AND KASHMIR	140	140	141	101
12	JHARKHAND	204	204	204	100
13	KARNATAKA	185	185	185	100
14	KERALA	258	163	163	100
15	MADHYA PRADESH	453	367	367	100
16	MAHARASHTRA	553	451	450	100
17	MANIPUR	42	38	42	111
18	MEGHALAYA	41	41	41	100
19	MIZORAM	27	23	23	100
20	NAGALAND	59	56	56	100
21	ORISSA	326	326	326	100
22	PUDUCHERRY	5	5	5	100
23	PUNJAB	154	148	148	100
24	RAJASTHAN	304	278	278	100
25	SIKKIM	13	11	11	100
26	TAMIL NADU	434	434	434	100
27	TRIPURA	54	54	56	104
28	UTTARAKHAND	105	99	99	100
29	UTTAR PRADESH	897	897	897	100
30	WEST BENGAL	576	416	414	100
31	ANDAMAN AND NICOBAR ISLANDS	5	5	5	100
32	CHANDIGARH	3	3	3	100
33	DADRA AND NAGAR HAVELI	2	2	2	100
34	DAMAN AND DIU	2	2	2	100
35	LAKSHADWEEP	9	4	4	100
<i>Grand Total</i>		7,073	6,287	6,288	100

Very Good:(90% or above of targets)

ANDHRA PRADESH, ARUNACHAL PRADESH, ASSAM, BIHAR, CHHATISGARH, DELHI, GOA, GUJARAT, HARYANA, HIMACHAL PRADESH, JAMMU AND KASHMIR, JHARKHAND, KARNATAKA, KERALA, MADHYA PRADESH, MAHARASHTRA, MANIPUR, MEGHALAYA, MIZORAM, NAGALAND, ORISSA, PUDUCHERRY, PUNJAB, RAJASTHAN, SIKKIM, TAMIL NADU, TRIPURA, UTTARAKHAND, UTTAR PRADESH, WEST BENGAL, ANDAMAN AND NICOBAR ISLANDS, CHANDIGARH, DADRA AND NAGAR HAVELI, DAMAN AND DIU, LAKSHADWEEP

Functional Anganwadis

(Cumulative)

% Achievement of Target

During April-August, 2009

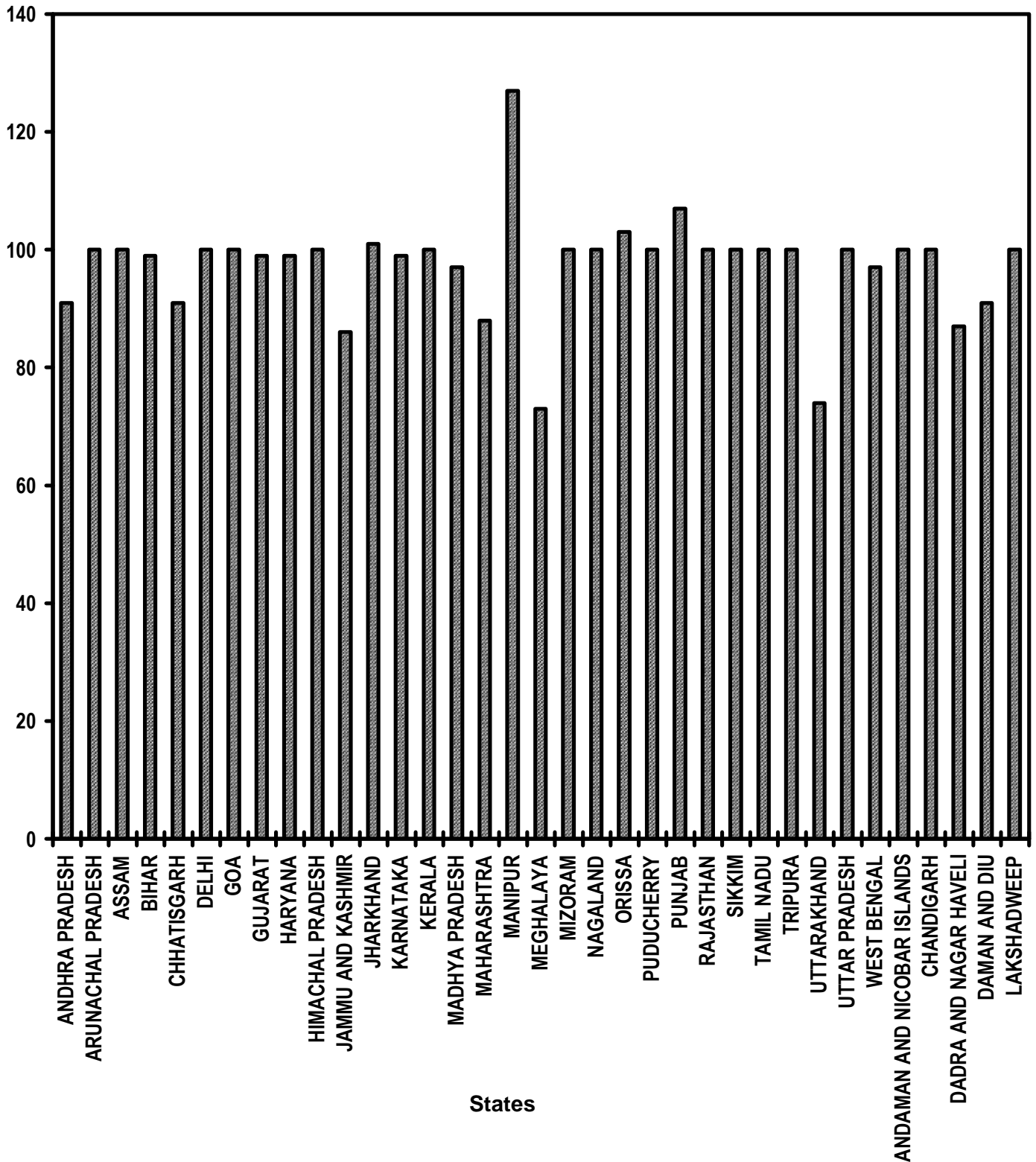


Table - 14

Functional Anganwadis
Anganwadis Functional (Cumulative)
(Unit: Number)

Sl. No.	State/UT Name	Target		Achievement April,2009-August,2009	Percent Achievement April,2009-August,2009
		2009-2010	April,2009-August,2009		
(1)	(2)	(3)	(4)	(5)	(5)/(4)
1	ANDHRA PRADESH	91,307	81,564	73,944	91
2	ARUNACHAL PRADESH	6,028	4,277	4,277	100
3	ASSAM	59,695	37,082	37,082	100
4	BIHAR	91,968	81,088	80,211	99
5	CHHATISGARH	64,390	37,256	33,869	91
6	DELHI	6,606	6,106	6,106	100
7	GOA	1,212	1,112	1,112	100
8	GUJARAT	48,617	44,179	43,849	99
9	HARYANA	25,699	17,444	17,192	99
10	HIMACHAL PRADESH	18,925	18,248	18,248	100
11	JAMMU AND KASHMIR	28,577	25,483	21,990	86
12	JHARKHAND	38,186	32,097	32,343	101
13	KARNATAKA	63,377	54,665	54,249	99
14	KERALA	33,115	32,115	32,225	100
15	MADHYA PRADESH	90,999	71,488	69,155	97
16	MAHARASHTRA	1,10,486	94,238	83,294	88
17	MANIPUR	11,510	7,621	9,654	127
18	MEGHALAYA	5,115	4,622	3,370	73
19	MIZORAM	1,980	1,682	1,682	100
20	NAGALAND	3,455	3,194	3,194	100
21	ORISSA	71,134	46,516	47,906	103
22	PUDUCHERRY	788	688	688	100
23	PUNJAB	26,656	20,169	21,505	107
24	RAJASTHAN	61,119	51,053	50,896	100
25	SIKKIM	1,233	988	987	100
26	TAMIL NADU	54,439	50,433	50,433	100
27	TRIPURA	9,878	7,351	7,373	100
28	UTTARAKHAND	23,159	12,340	9,154	74
29	UTTAR PRADESH	1,87,517	1,50,727	1,51,185	100
30	WEST BENGAL	1,17,170	92,152	89,000	97
31	ANDAMAN AND NICOBAR ISLANDS	720	672	672	100
32	CHANDIGARH	500	370	370	100
33	DADRA AND NAGAR HAVELI	253	253	219	87
34	DAMAN AND DIU	107	107	97	91
35	LAKSHADWEEP	107	87	87	100
Grand Total		13,56,027	10,89,467	10,57,618	97

Very Good:(90% or above of targets)

ANDHRA PRADESH, ARUNACHAL PRADESH, ASSAM, BIHAR, CHHATISGARH, DELHI, GOA, GUJARAT, HARYANA, HIMACHAL PRADESH, JHARKHAND, KARNATAKA, KERALA, MADHYA PRADESH, MANIPUR, MIZORAM, NAGALAND, ORISSA, PUDUCHERRY, PUNJAB, RAJASTHAN, SIKKIM, TAMIL NADU, TRIPURA, UTTAR PRADESH, WEST BENGAL, ANDAMAN AND NICOBAR ISLANDS, CHANDIGARH, DAMAN AND DIU, LAKSHADWEEP

Good:(Between 80% to 90% targets)

JAMMU AND KASHMIR, MAHARASHTRA, DADRA AND NAGAR HAVELI

Poor:(Below 80% of targets)

MEGHALAYA, UTTARAKHAND

No. of Urban poor families assisted under Seven Point Charter

Poor Families Assisted
% Achievement of Target
During April-August, 2009

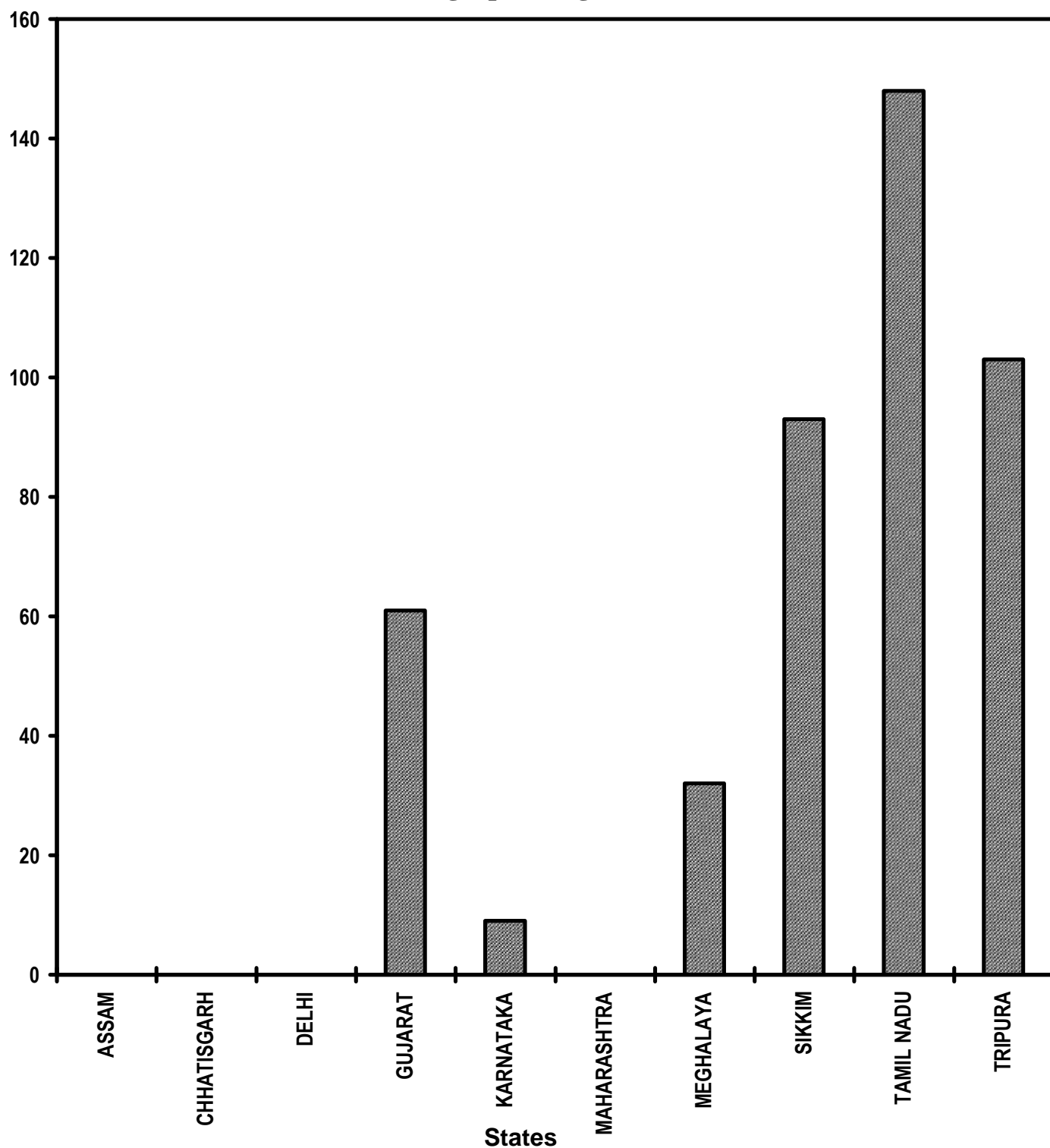


Table - 15

**No. of Urban poor families assisted under Seven Point Charter
Poor Families Assisted
(Unit: Number)**

Sl. No.	State/UT Name	Target		Achievement	Percent
		2009-2010	April,2009- August,2009	April,2009- August,2009	Achievement April,2009- August,2009
(1)	(2)	(3)	(4)	(5)	(5)/(4)
1	ASSAM	250	100	0	0
2	CHHATISGARH	25,000	10,416	0	0
3	DELHI	2,000	831	0	0
4	GUJARAT	1,00,000	41,666	25,431	61
5	KARNATAKA	31,594	13,165	1,178	9
6	MAHARASHTRA	50,037	20,847	0	0
7	MEGHALAYA	1,250	520	166	32
8	SIKKIM	1,200	500	464	93
9	TAMIL NADU	20,000	8,330	12,298	148
10	TRIPURA	2,380	991	1,020	103
<i>Grand Total</i>		2,33,711	97,366	40,557	42

Very Good:(90% or above of targets)

SIKKIM, TAMIL NADU, TRIPURA

Poor:(Below 80% of targets)

ASSAM, CHHATISGARH, DELHI, GUJARAT, KARNATAKA, MAHARASHTRA, MEGHALAYA

Afforestation (Public and Forest Lands)

Area Covered under Plantation

% Achievement of Target
During April-August, 2009

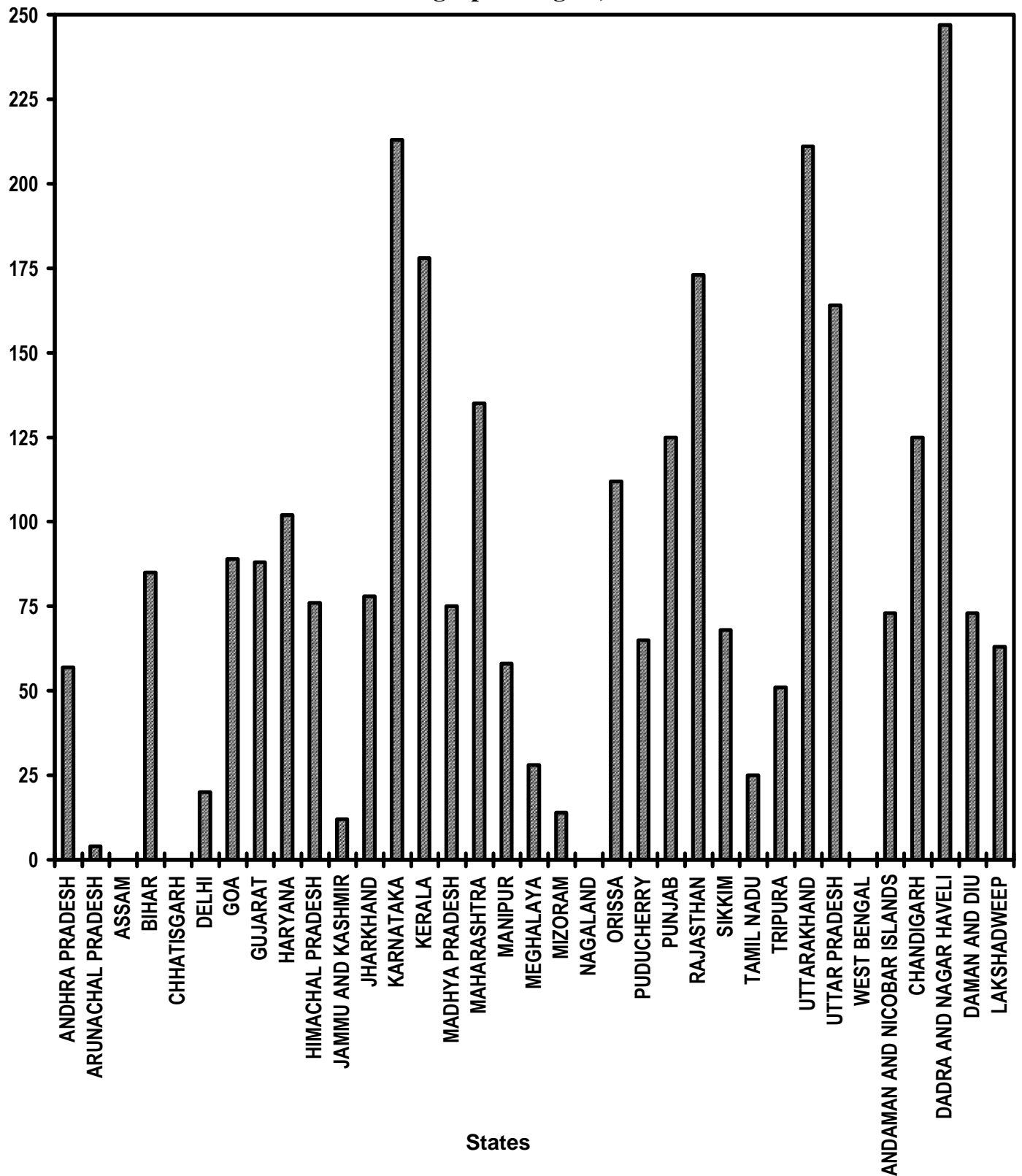


Table - 16(A)
Afforestation (Public and Forest Lands)
Area Covered under Plantation
(Unit: Hectares)

Sl. No.	State/UT Name	Target		Achievement April,2009- August,2009	Percent Achievement April,2009- August,2009
		2009-2010	April,2009- August,2009		
(1)	(2)	(3)	(4)	(5)	(5)/(4)
1	ANDHRA PRADESH	3,00,000	1,25,000	71,053	57
2	ARUNACHAL PRADESH	10,000	4,165	187	4
3	ASSAM	18,000	7,500	0	0
4	BIHAR	30,000	12,500	10,609	85
5	CHHATISGARH	75,000	31,250	0	0
6	DELHI	900	375	76	20
7	GOA	1,000	415	371	89
8	GUJARAT	2,00,000	83,333	73,359	88
9	HARYANA	30,000	12,500	12,698	102
10	HIMACHAL PRADESH	22,000	9,166	6,969	76
11	JAMMU AND KASHMIR	30,000	12,500	1,464	12
12	JHARKHAND	35,000	14,583	11,434	78
13	KARNATAKA	80,000	33,333	71,156	213
14	KERALA	10,000	4,166	7,435	178
15	MADHYA PRADESH	2,60,000	1,08,333	81,189	75
16	MAHARASHTRA	1,50,000	62,500	84,346	135
17	MANIPUR	10,000	4,166	2,428	58
18	MEGHALAYA	6,500	2,708	751	28
19	MIZORAM	10,000	4,166	583	14
20	NAGALAND	10,000	4,166	0	0
21	ORISSA	1,20,000	50,000	55,804	112
22	PUDUCHERRY	50	20	13	65
23	PUNJAB	18,000	7,500	9,400	125
24	RAJASTHAN	1,00,000	41,666	72,207	173
25	SIKKIM	25,000	10,416	7,104	68
26	TAMIL NADU	60,000	25,000	6,216	25
27	TRIPURA	15,000	6,250	3,197	51
28	UTTARAKHAND	25,000	10,416	22,004	211
29	UTTAR PRADESH	1,00,000	41,666	68,477	164
30	WEST BENGAL	60,000	25,000	0	0
31	ANDAMAN AND NICOBAR ISLANDS	1,000	416	304	73
32	CHANDIGARH	300	125	156	125
33	DADRA AND NAGAR HAVELI	200	83	205	247
34	DAMAN AND DIU	30	11	8	73
35	LAKSHADWEEP	20	8	5	62
Grand Total		18,13,000	7,55,402	6,81,208	90

Very Good:(90% or above of targets)

HARYANA, KARNATAKA, KERALA, MAHARASHTRA, ORISSA, PUNJAB, RAJASTHAN, UTTARAKHAND, UTTAR PRADESH, CHANDIGARH, DADRA AND NAGAR HAVELI

Good:(Between 80% to 90% targets)

BIHAR, GOA, GUJARAT

Poor:(Below 80% of targets)

ANDHRA PRADESH, ARUNACHAL PRADESH, ASSAM, CHHATISGARH, DELHI, HIMACHAL PRADESH, JAMMU AND KASHMIR, JHARKHAND, MADHYA PRADESH, MANIPUR, MEGHALAYA, MIZORAM, NAGALAND, PUDUCHERRY, SIKKIM, TAMIL NADU, TRIPURA, WEST BENGAL, ANDAMAN AND NICOBAR ISLANDS, DAMAN AND DIU, LAKSHADWEEP

Afforestation (Public and Forest Lands)

Seedlings planted

% Achievement of Target

During April-August, 2009

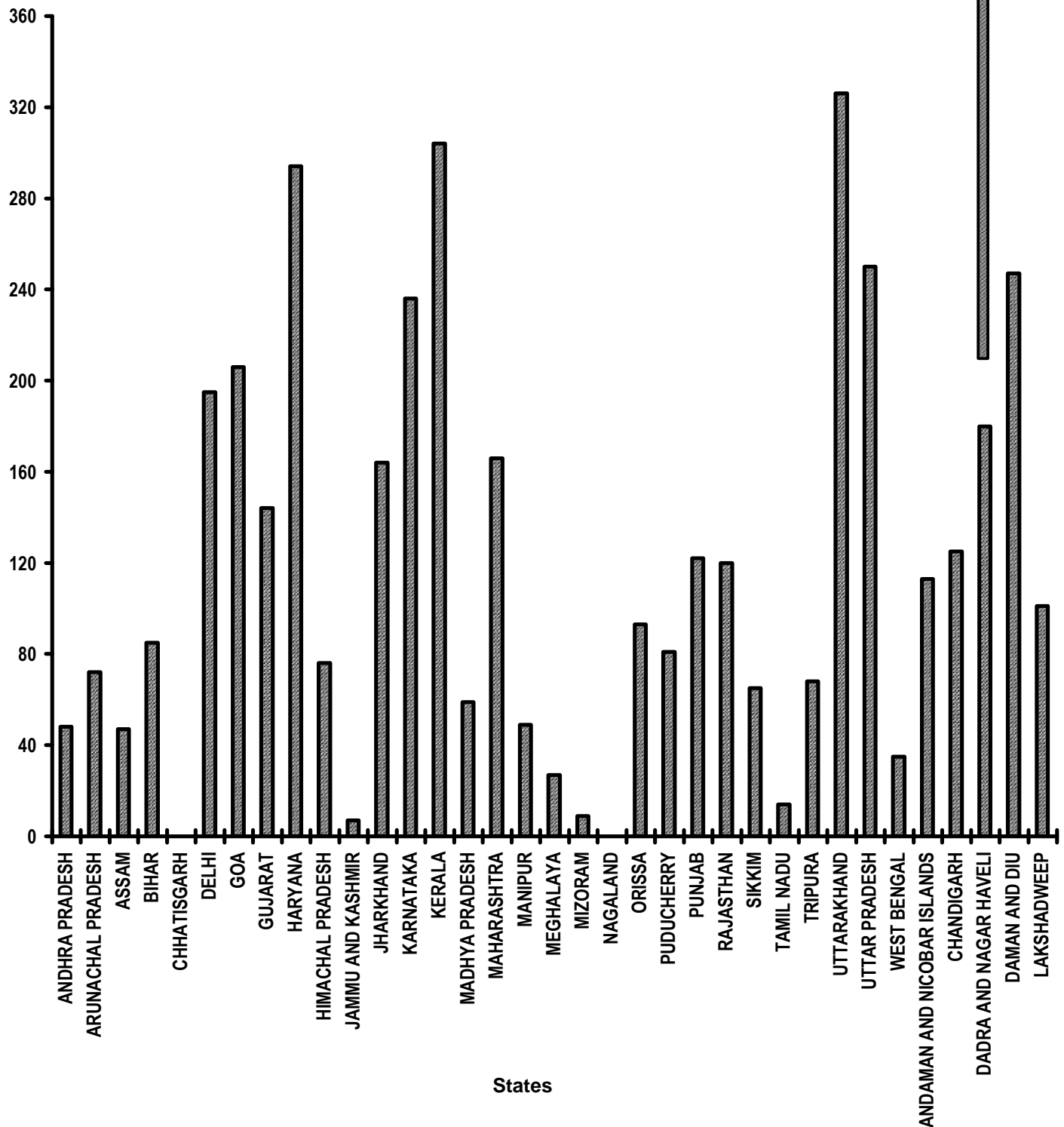


Table - 16(B)

Afforestation (Public and Forest Lands)
Seedlings planted
(Unit: Number)

Sl. No.	State/UT Name	Target		Achievement April,2009-August,2009	Percent Achievement April,2009-August,2009
		2009-2010	April,2009-August,2009		
(1)	(2)	(3)	(4)	(5)	(5)/(4)
1	ANDHRA PRADESH	19,50,00,000	8,12,50,000	3,92,19,362	48
2	ARUNACHAL PRADESH	65,00,000	27,08,333	19,58,500	72
3	ASSAM	1,17,00,000	48,75,000	23,00,000	47
4	BIHAR	1,95,00,000	81,25,000	68,95,000	85
5	CHHATISGARH	4,87,50,000	2,03,12,500	0	0
6	DELHI	5,85,000	2,43,750	4,76,000	195
7	GOA	6,50,000	2,70,833	5,58,000	206
8	GUJARAT	13,00,00,000	5,41,66,666	7,78,00,000	144
9	HARYANA	1,95,00,000	81,25,000	2,38,53,000	294
10	HIMACHAL PRADESH	1,43,00,000	59,58,333	45,29,000	76
11	JAMMU AND KASHMIR	1,95,00,000	81,25,000	5,46,000	7
12	JHARKHAND	2,27,50,000	94,79,166	1,55,62,703	164
13	KARNATAKA	5,20,00,000	2,16,66,666	5,11,58,000	236
14	KERALA	65,00,000	27,08,333	82,34,107	304
15	MADHYA PRADESH	16,90,00,000	7,04,16,666	4,16,61,675	59
16	MAHARASHTRA	9,75,00,000	4,06,25,000	6,75,07,900	166
17	MANIPUR	65,00,000	27,08,333	13,22,000	49
18	MEGHALAYA	42,25,000	17,60,416	4,76,300	27
19	MIZORAM	65,00,000	27,08,333	2,40,310	9
20	NAGALAND	65,00,000	27,08,333	0	0
21	ORISSA	7,80,00,000	3,25,00,000	3,01,66,000	93
22	PUDUCHERRY	33,000	13,750	11,184	81
23	PUNJAB	1,17,00,000	48,75,000	59,36,000	122
24	RAJASTHAN	6,50,00,000	2,70,83,333	3,25,68,000	120
25	SIKKIM	1,62,50,000	67,70,833	44,06,000	65
26	TAMIL NADU	3,90,00,000	1,62,50,000	22,90,200	14
27	TRIPURA	97,50,000	40,62,500	27,47,000	68
28	UTTARAKHAND	1,62,50,000	67,70,833	2,20,56,000	326
29	UTTAR PRADESH	6,50,00,000	2,70,83,333	6,77,56,574	250
30	WEST BENGAL	3,90,00,000	1,62,50,000	57,34,000	35
31	ANDAMAN AND NICOBAR ISLANDS	6,50,000	2,70,833	3,07,243	113
32	CHANDIGARH	1,95,000	81,250	1,01,807	125
33	DADRA AND NAGAR HAVELI	1,30,000	54,166	4,16,000	768
34	DAMAN AND DIU	20,000	8,333	20,597	247
35	LAKSHADWEEP	13,000	5,416	5,449	101
Grand Total		1,17,84,51,000	49,10,21,241	51,88,19,911	106

Very Good:(90% or above of targets)

DELHI, GOA, GUJARAT, HARYANA, JHARKHAND, KARNATAKA, KERALA, MAHARASHTRA, ORISSA, PUNJAB, RAJASTHAN, UTTARAKHAND, UTTAR PRADESH, ANDAMAN AND NICOBAR ISLANDS, CHANDIGARH, DADRA AND NAGAR HAVELI, DAMAN AND DIU, LAKSHADWEEP

Good:(Between 80% to 90% targets)

BIHAR, PUDUCHERRY

Poor:(Below 80% of targets)

ANDHRA PRADESH, ARUNACHAL PRADESH, ASSAM, CHHATISGARH, HIMACHAL PRADESH, JAMMU AND KASHMIR, MADHYA PRADESH, MANIPUR, MEGHALAYA, MIZORAM, NAGALAND, SIKKIM, TAMIL NADU, TRIPURA, WEST BENGAL

Rural Roads - PMGSY

Length of Road Constructed

% Achievement of Target
During April-August, 2009

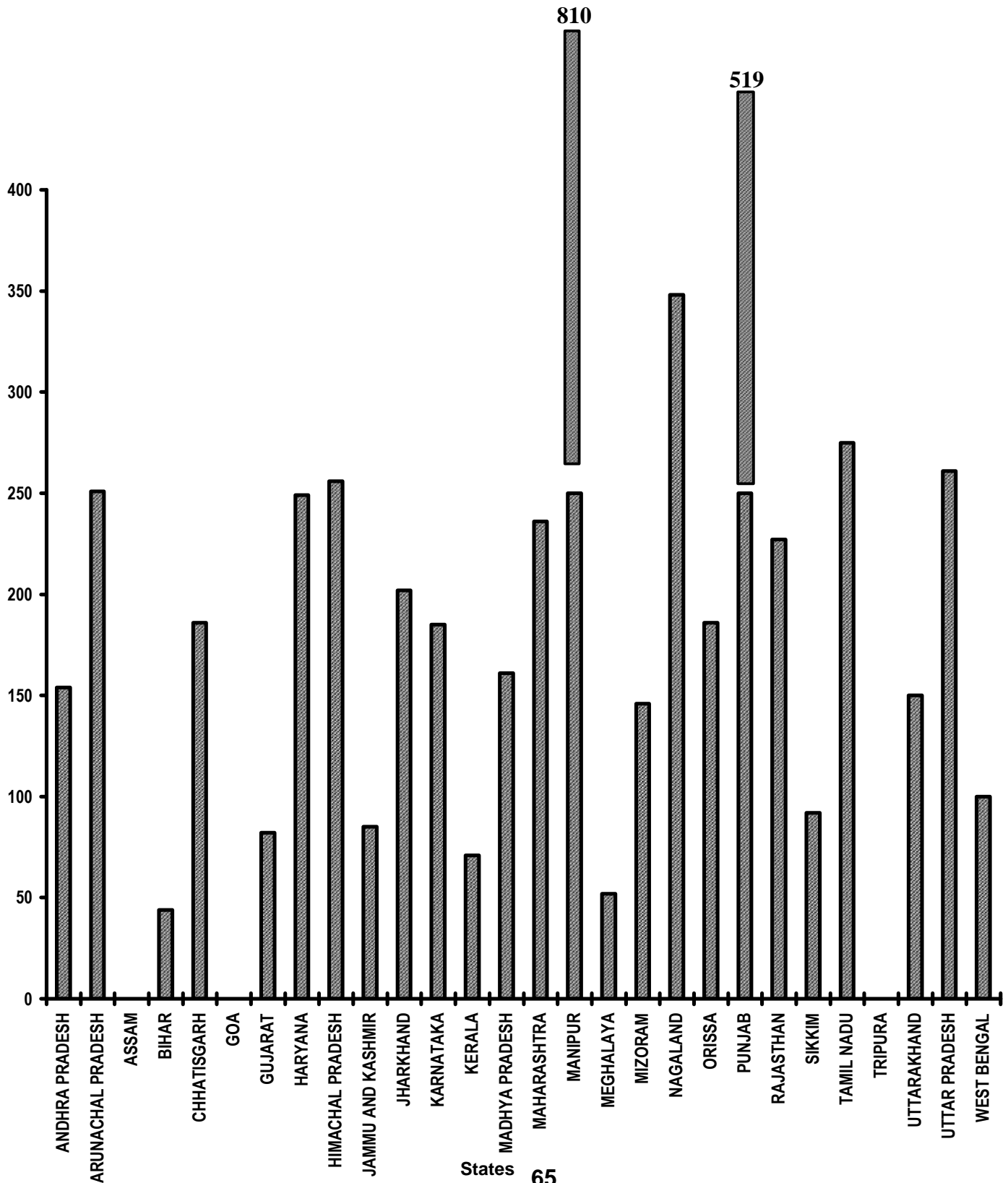


Table - 17

Rural Roads - PMGSY
Length of Road Constructed
(Unit: Kilometer)

Sl. No.	State/UT Name	Target		Achievement April,2009- August,2009	Percent Achievement April,2009- August,2009
		2009-2010	April,2009- August,2009		
(1)	(2)	(3)	(4)	(5)	(5)/(4)
1	ANDHRA PRADESH	2,980	614	945	154
2	ARUNACHAL PRADESH	500	103	259 *	251
3	ASSAM	2,585	532	0	0
4	BIHAR	5,200	1,071	472 *	44
5	CHHATISGARH	3,500	722	1,341	186
6	GOA	-	-	0	-
7	GUJARAT	1,500	308	254	82
8	HARYANA	700	144	359	249
9	HIMACHAL PRADESH	1,500	308	789	256
10	JAMMU AND KASHMIR	1,450	299	254	85
11	JHARKHAND	1,950	402	812	202
12	KARNATAKA	2,600	535	992	185
13	KERALA	300	62	44	71
14	MADHYA PRADESH	8,000	1,648	2,659	161
15	MAHARASHTRA	2,950	607	1,430	236
16	MANIPUR	200	41	332	810
17	MEGHALAYA	100	21	11	52
18	MIZORAM	200	41	60	146
19	NAGALAND	150	31	108	348
20	ORISSA	2,980	613	1,139	186
21	PUNJAB	365	75	389	519
22	RAJASTHAN	3,750	772	1,751	227
23	SIKKIM	300	62	57	92
24	TAMIL NADU	1,170	240	660	275
25	TRIPURA	800	164	0	0
26	UTTARAKHAND	700	145	218	150
27	UTTAR PRADESH	6,850	1,411	3,678	261
28	WEST BENGAL	1,720	354	354	100
Grand Total		55,000	11,325	19,367	171

Very Good:(90% or above of targets)

ANDHRA PRADESH, ARUNACHAL PRADESH, CHHATISGARH, HARYANA, HIMACHAL PRADESH, JHARKHAND, KARNATAKA, MADHYA PRADESH, MAHARASHTRA, MANIPUR, MIZORAM, NAGALAND, ORISSA, PUNJAB, RAJASTHAN, SIKKIM, TAMIL NADU, UTTARAKHAND, UTTAR PRADESH, WEST BENGAL

Good:(Between 80% to 90% targets)

GUJARAT, JAMMU AND KASHMIR

Poor:(Below 80% of targets)

ASSAM, BIHAR, KERALA, MEGHALAYA, TRIPURA

* Figures furnished by Ministry of Rural Development

Rajiv Gandhi Grameen Vidyutikaran Yojana

Villages electrified
% Achievement of Target
During April-August, 2009

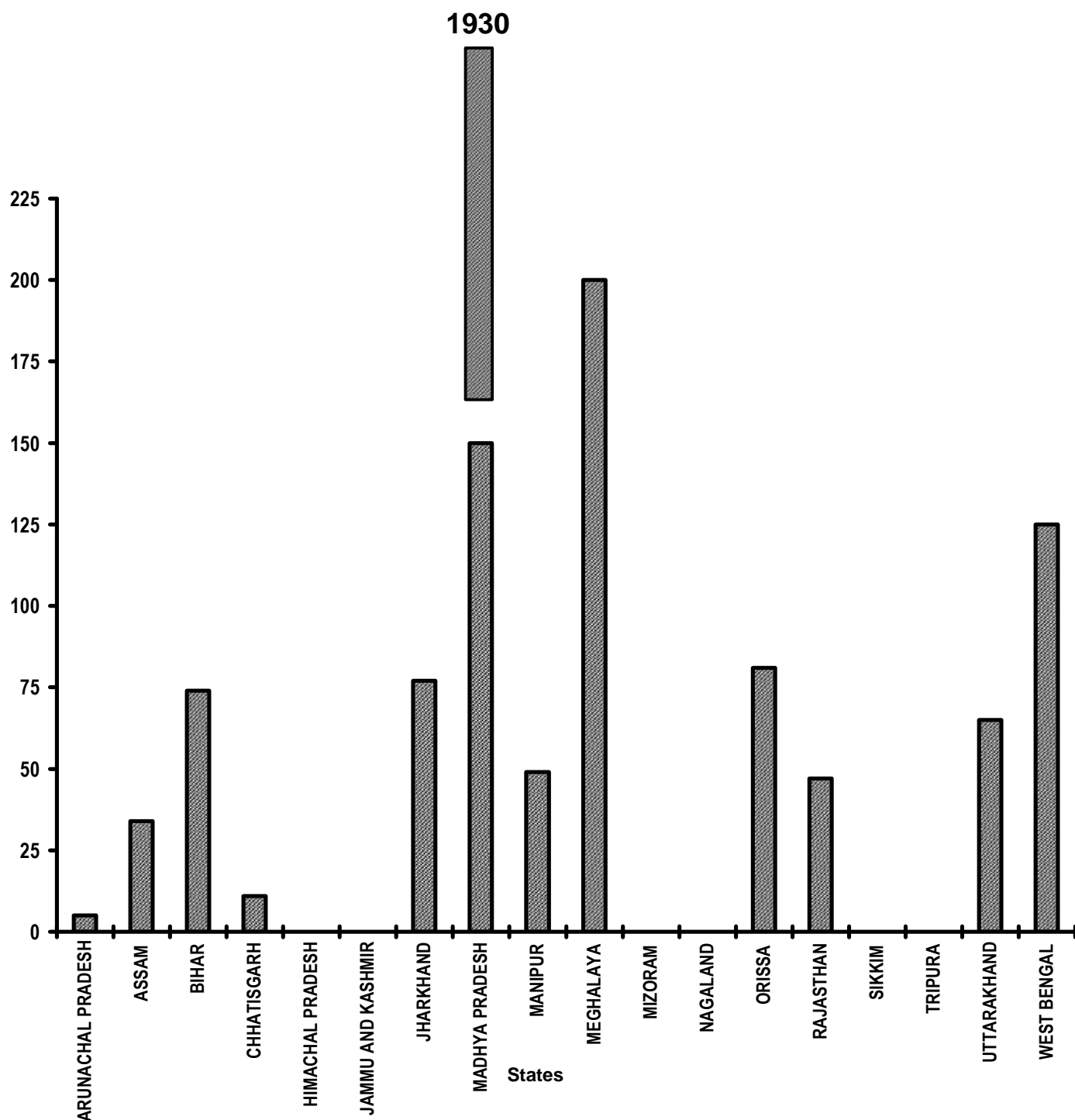


Table - 18

Rajiv Gandhi Grameen Vidyutikaran Yojana
Villages electrified
(Unit: Number)

Sl. No.	State/UT Name	Target		Achievement April,2009-August,2009	Percent Achievement April,2009-August,2009
		2009-2010	April,2009-August,2009		
(1)	(2)	(3)	(4)	(5)	(5)/(4)
1	ARUNACHAL PRADESH	300	125	6	5
2	ASSAM	1,117	465	156	34
3	BIHAR	2,748	1,145	851	74
4	CHHATISGARH	85	35	4	11
5	HIMACHAL PRADESH	3	-	32	-
6	JAMMU AND KASHMIR	38	15	0	0
7	JHARKHAND	8,250	3,436	2,637	77
8	MADHYA PRADESH	45	20	386	1,930
9	MANIPUR	150	61	30	49
10	MEGHALAYA	30	11	22	200
11	MIZORAM	60	25	0	0
12	NAGALAND	10	5	0	0
13	ORISSA	5,178	2,156	1,749	81
14	RAJASTHAN	611	254	120	47
15	SIKKIM	8	5	0	0
16	TRIPURA	31	11	0	0
17	UTTARAKHAND	50	20	13	65
18	WEST BENGAL	286	118	147	125
<i>Grand Total</i>		19,000	7,907	6,153	78

Very Good:(90% or above of targets)

MADHYA PRADESH, MEGHALAYA, WEST BENGAL

Good:(Between 80% to 90% targets)

ORISSA

Poor:(Below 80% of targets)

ARUNACHAL PRADESH, ASSAM, BIHAR, CHHATISGARH, JAMMU AND KASHMIR, JHARKHAND, MANIPUR, MIZORAM, NAGALAND, RAJASTHAN, SIKKIM, TRIPURA, UTTARAKHAND

Energising Pump sets

Pumps sets energized

% Achievement of Target

During April-August, 2009

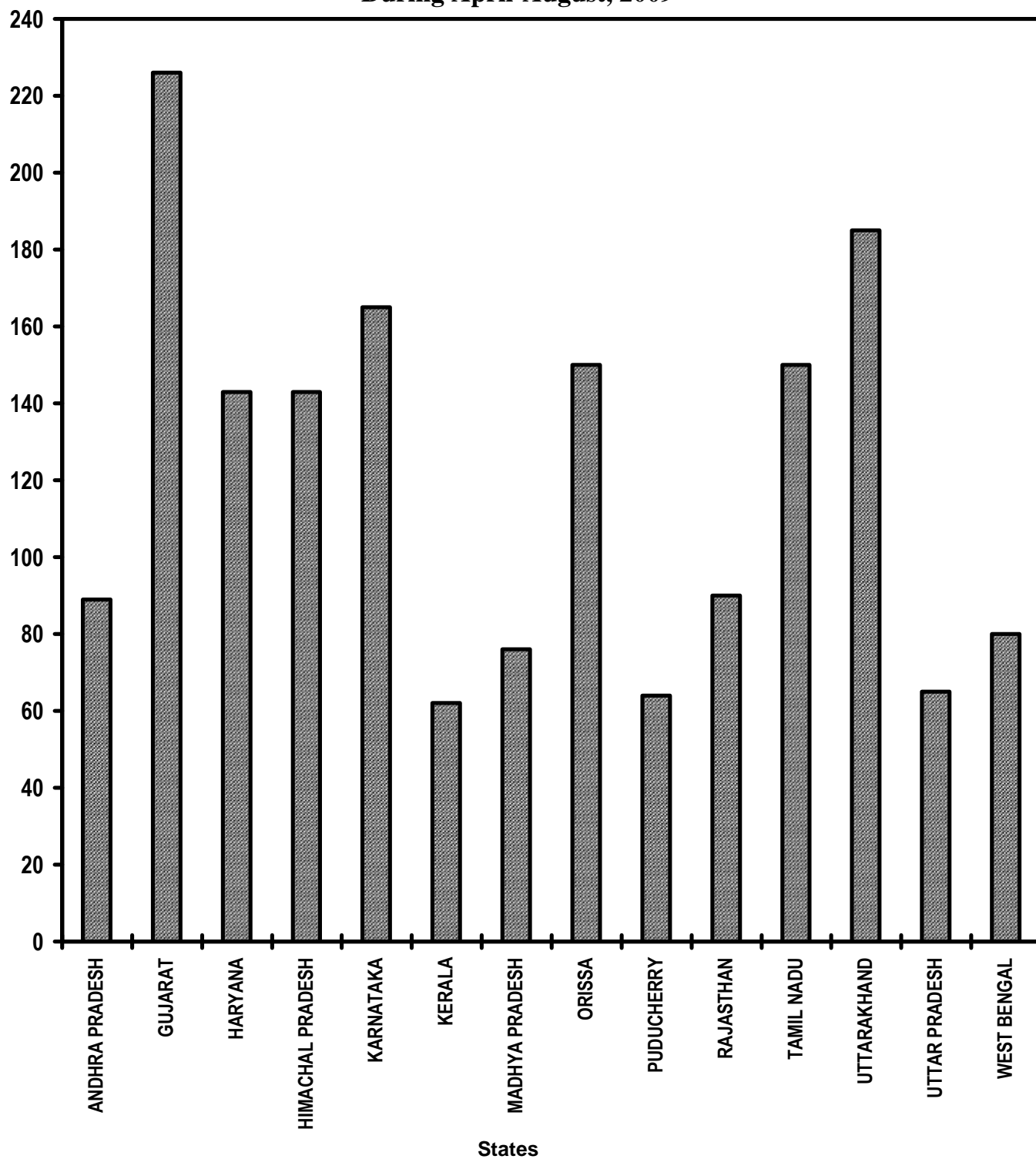


Table - 19

**Energising pump sets
Pumps sets energized
(Unit: Number)**

Sl. No.	State/UT Name	Target		Achievement April,2009- August,2009	Percent Achievement April,2009- August,2009
		2009-2010	April,2009- August,2009		
(1)	(2)	(3)	(4)	(5)	(5)/(4)
1	ANDHRA PRADESH	50,000	20,833	18,623	89
2	GUJARAT	16,000	6,665	15,056	226
3	HARYANA	16,200	6,750	9,622	143
4	HIMACHAL PRADESH	657	274	393	143
5	KARNATAKA	18,000	7,500	12,351	165
6	KERALA	12,000	5,000	3,116	62
7	MADHYA PRADESH	10,806	4,500	3,414	76
8	ORISSA	1,600	666	998	150
9	PUDUCHERRY	35	14	9	64
10	RAJASTHAN	45,000	18,750	16,888	90
11	TAMIL NADU	17,300	7,206	10,784	150
12	UTTARAKHAND	350	145	268	185
13	UTTAR PRADESH	22,000	9,166	5,960	65
14	WEST BENGAL	646	268	214	80
<i>Grand Total</i>		2,10,594	87,737	97,696	111

Very Good:(90% or above of targets)

GUJARAT, HARYANA, HIMACHAL PRADESH, KARNATAKA, ORISSA, RAJASTHAN, TAMIL NADU, UTTARAKHAND

Good:(Between 80% to 90% targets)

ANDHRA PRADESH, WEST BENGAL

Poor:(Below 80% of targets)

KERALA, MADHYA PRADESH, PUDUCHERRY, UTTAR PRADESH

Supply of Electricity

Electricity supplied

% Achievement of Target

During April-August, 2009

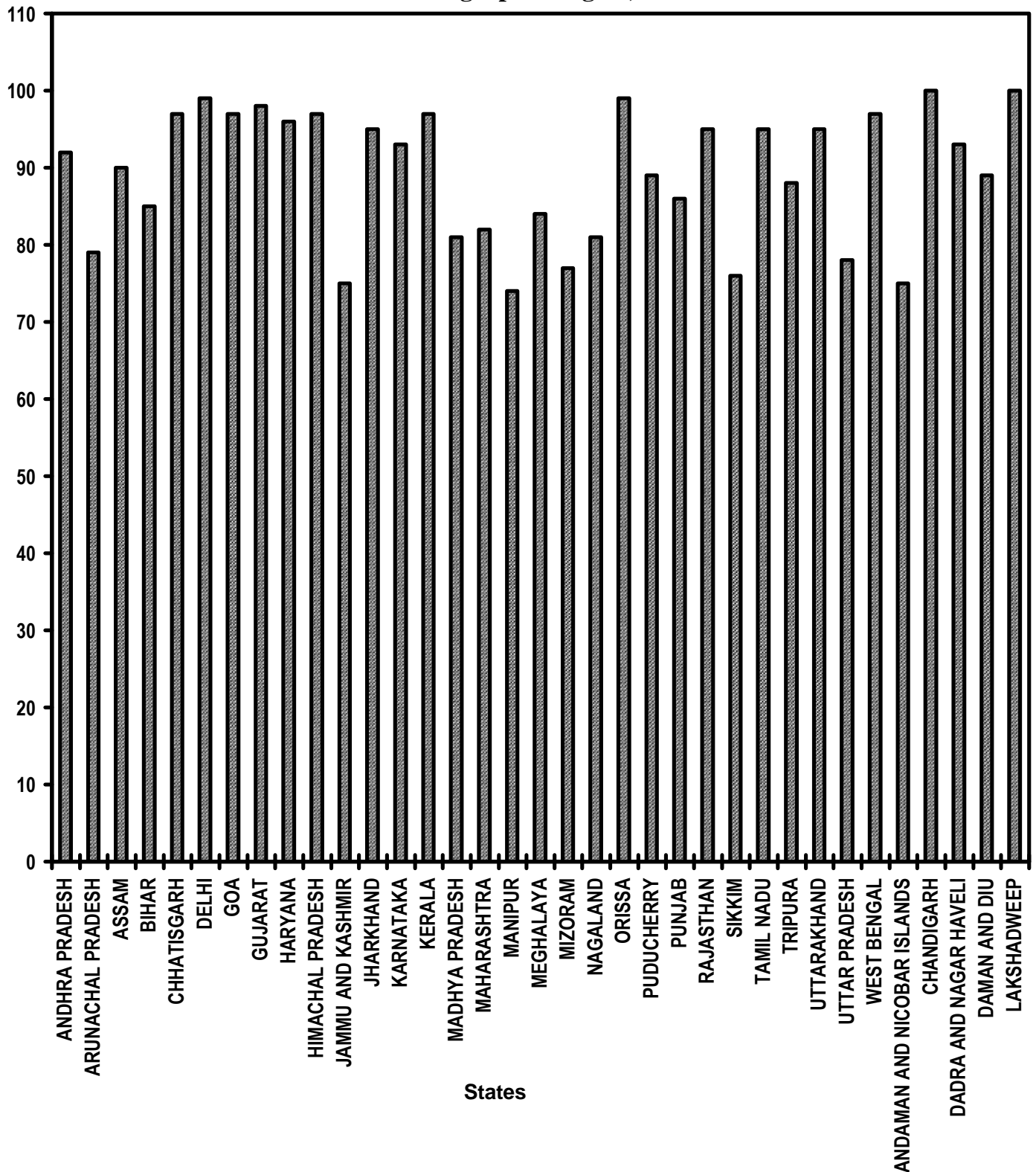


Table - 20

Supply of Electricity

Sl. No.	State/UT Name	Electricity demanded (Million Units)	Electricity supplied (Million Units)	Shortage observed (Million Units)	Percentage of Electricity Supplied
		April,2009- August,2009	April,2009- August,2009	April,2009- August,2009	
(1)	(2)	(3)	(4)	(5)	(6)
1	ANDHRA PRADESH	32,259	29,811	2,448	92
2	ARUNACHAL PRADESH	149	118	31	79
3	ASSAM	2,186	1,961	225	90
4	BIHAR	4,873	4,159	714	85
5	CHHATISGARH	5,580	5,424	156	97
6	DELHI	11,952	11,823	129	99
7	GOA	1,272	1,228	44	97
8	GUJARAT	27,472	27,020	452	98
9	HARYANA	15,182	14,504	678	96
10	HIMACHAL PRADESH	2,806	2,731	75	97
11	JAMMU AND KASHMIR	5,162	3,852	1,310	75
12	JHARKHAND	2,369	2,245	124	95
13	KARNATAKA	18,307	17,052	1,255	93
14	KERALA	7,178	6,942	236	97
15	MADHYA PRADESH	15,987	12,886	3,101	81
16	MAHARASHTRA	51,025	42,033	8,992	82
17	MANIPUR	193	142	51	74
18	MEGHALAYA	624	523	101	84
19	MIZORAM	141	109	32	77
20	NAGALAND	216	176	40	81
21	ORISSA	8,921	8,817	104	99
22	PUDUCHERRY	930	829	101	89
23	PUNJAB	22,571	19,433	3,138	86
24	RAJASTHAN	16,963	16,103	860	95
25	SIKKIM	165	125	40	76
26	TAMIL NADU	31,920	30,229	1,691	95
27	TRIPURA	380	335	45	88
28	UTTARAKHAND	3,730	3,553	177	95
29	UTTAR PRADESH	33,028	25,600	7,428	78
30	WEST BENGAL	14,696	14,207	489	97
31	ANDAMAN AND NICOBAR ISLANDS	100	75	25	75
32	CHANDIGARH	755	755	0	100
33	DADRA AND NAGAR HAVELI	1,647	1,528	119	93
34	DAMAN AND DIU	816	728	88	89
35	LAKSHADWEEP	10	10	0	100
Grand Total		3,41,565	3,07,066	34,499	90

Very Good:(90% or above of targets)

ANDHRA PRADESH, ASSAM, CHHATISGARH, DELHI, GOA, GUJARAT, HARYANA, HIMACHAL PRADESH, JHARKHAND, KARNATAKA, KERALA, ORISSA, RAJASTHAN, TAMIL NADU, UTTARAKHAND, WEST BENGAL, CHANDIGARH, DADRA AND NAGAR HAVELI, LAKSHADWEEP

Good:(Between 80% to 90% targets)

BIHAR, MADHYA PRADESH, MAHARASHTRA, MEGHALAYA, NAGALAND, PUDUCHERRY, PUNJAB, TRIPURA, DAMAN AND DIU

Poor:(Below 80% of targets)

ARUNACHAL PRADESH, JAMMU AND KASHMIR, MANIPUR, MIZORAM, SIKKIM, UTTAR PRADESH, ANDAMAN AND NICOBAR ISLANDS

LIST OF ITEMS COVERED UNDER (TPP) - 2006

Point No.	Item No.	Name of the Points/Items
I.		Garibi Hatao [Poverty Eradication]
		Rural Areas
	1.	Employment generation under the National Rural Employment Guarantee Act
	2.	Swaranjayanti Gram Swarojgar Yojana
	3.	Rural Business Hubs in Partnership with Panchayats
	4.	Self help Groups
		Urban Areas
	5.	Swaranjayanti Shehri Rojgar Yojana
II.		Jan Shakti (Power to People)
	6.	Local Self Government (Panchayati Raj and Urban Local Bodies) <ul style="list-style-type: none"> - Activity Mapping for devolution of functions - Budget Flow of Funds - Assignment of Functionaries
	7.	Quick and Inexpensive Justice – Gram Nyayalayas and Nyaya Panchayats.
	8.	District Planning Committees.
III.		Kisan Mitra [Support to Farmers]
	9.	Water shed development
	10.	Marketing and infrastructural support to farmers
	11.	Irrigation facilities (including minor and micro irrigation) for agriculture
	12.	Credit to farmers
	13.	Distribution of waste land to the landless
IV.		Shramik Kalyan [Labour Welfare]
	14.	Social Security for Agricultural and Unorganised Labour
	15.	Minimum Wages Enforcement (including Farm Labour)
	16.	Prevention of Child Labour
	17.	Welfare of Women Labour
V.		Khadya Suraksha [Food Security]
	18.	Food Security: <ul style="list-style-type: none"> (i) Targeted Public Distribution system, (ii) Antyodaya Anna Yojana, (iii) Establishing Grain banks in chronically food scarcity areas
VI.		Subke Liye Aawas [Housing for All]
	19	Rural Housing - Indira Awaas Yojana
	20.	EWS/LIG Houses in Urban Areas

Contd.....

Point No.	Item No.	Name of the Points/Items
VII.		Shudh Peya Jal [Clean Drinking Water]
	21.	Rural Areas. - Accelerated Rural Water Supply Programme
	22.	Urban Areas: - Accelerated Urban Water Supply Programme
VIII.		Jan Jan Ka Swasthya [Health for All]
	23.	Control and prevention of major diseases: (a) HIV/AIDS (b) TB (c) Malaria (d) Leprosy (e) Blindness
	24.	National Rural Health Mission
	25.	Immunisation of Children
	26.	Sanitation Programme in - Rural Areas - Urban areas
	27.	Institutional Delivery
	28.	Prevention of Female Foeticide
	29.	Supplementary nutrition for Mothers and Children
	30.	Two Child norms
IX.		Sabke Liye Shiksha [Education for All]
	31.	Sarv Shiksha Abhiyan
	32.	Mid Day Meal Scheme - Compulsory Elementary Education
X.		Anusuchit Jaati, Jan Jaati, Alp-sankhyak evam Anya Pichhra Varg Kalyan [Welfare of Scheduled Castes, Scheduled Tribes, Minorities and OBCs]
	33.	SC Families Assisted
	34.	Rehabilitation of Scavengers
	35.	ST Families Assisted
	36.	Rights of Forest dwellers – Owners of minor forest produce
	37.	Particularly Vulnerable Tribal Groups (PTGs)
	38.	No alienation of Tribal lands
	39.	Implementation of Panchayats (Extension to Scheduled Areas) Act [PESA]
	40.	Welfare of Minorities
	41.	Professional education among all minority communities
	42.	Reservation of OBCs in - Education - Employment
XI.		Mahila Kalyan [Women Welfare]
	43.	Financial Assistance for Women Welfare
	44.	Improved participation of women in (a) Panchayats (b) Municipalities (c) State Legislatures (d) Parliament

Contd.....

Point No.	Item No.	Name of the Points/Items
XII.		Bal Kalyan (Child Welfare)
	45.	Universalisation of ICDS Scheme
	46.	Functional Anganwadis
XIII.		Yuva Vikas [Youth Development]
	47.	Sports for all in Rural and Urban areas
	48.	Rashtriya Sadbhavana Yojana
	49.	National Service Scheme
XIV.		Basti Sudhar [Improvement of Slums]
	50.	Number of Urban poor families assisted under seven point charter viz. land tenure, housing at affordable cost, water, sanitation, health, education, and social security.
XV.		Paryavaran Sanrakshan evam Van Vridhi [Environment Protection and Afforestation]
	51.	Afforestation (a) Area Covered under Plantation on - Public and Forest Lands (b) Number of Seedlings planted on -Public and Forest Lands
	52.	Prevention of pollution of Rivers and water bodies
	53.	Solid and liquid waste management in - Rural Areas - Urban Areas
XVI.		Samajik Suraksha [Social Security]
	54.	Rehabilitation of handicapped and orphans.
	55.	Welfare of the aged
XVII.		Grameen Sadak [Rural Roads]
	56.	Rural Roads - PMGSY
XVIII.		Grameen Oorja [Energization of Rural Area]
	57.	Bio-diesel Production
	58.	Rajiv Gandhi Grameen Vidyutikaran Yojana
	59.	Renewable Energy
	60.	Energising Pump sets
	61.	Supply of Electricity
	62.	Supply of Kerosene and LPG
XIX.		Pichhara Kshetra Vikas [Development of Backward Areas]
	63.	Backward Regions Grants Fund
XX.		e- Shasan [IT enabled e-Governance]
	64.	Central and State Governments
	65.	Panchayats and Municipalities

ABBREVIATIONS USED

AAY	Antyodaya Anna Yojana
ARWSP	Accelerated Rural Water Supply Programme
DDRS	Deen Dayal Rehabilitation Scheme
EWS	Economically Weaker Section
IAY	Indira Awaas Yojana
ICDS	Integrated Child Development Scheme
LIG	Low Income Group
MWE	Minimum Wages Enforcement
NC	Not Covered
NREGS	National Rural Employment Guarantee Scheme
PC	Partially Covered
PMGSY	Prime Minister Grameen Sadak Yojana
SC	Scheduled Caste
RGGVY	Rajiv Gandhi Grameen Vidyutikaran Yojana
SGRY	Sampoorna Grameen Rojgar yojana
SGSY	Swaranjayanati Gram Swarojgar Yojana
SHG	Self Help Groups
ST	Scheduled Tribe
TPDS	Targeted Public Distribution system