

**TWENTY POINT PROGRAMME-2006**  
**PROGRESS REPORT**  
**FOR**  
**APRIL- SEPTEMBER, 2009**



**GOVERNMENT OF INDIA**  
**MINISTRY OF STATISTICS AND PROGRAMME IMPLEMENTATION**  
**SARDAR PATEL BHAWAN, SANSAD MARG,**  
**NEW DELHI-110 001**

**Website: [www.mospi.gov.in](http://www.mospi.gov.in)**

# CONTENTS

		Page No.
I.	Introduction	i
II.	List of Twenty Points	ii
III.	List of Monthly Monitored Items	iii
IV.	List of items identified tentatively for ranking	iv
V.	Status of receipt of targets for Monthly Monitored items	v
VI.	List of items under TPP-2006 yet to be operationalised	viii

## PART-I Overall Performance Analysis

VII.	Progress Report	1
VIII.	Highlights	2
	Table - A - All India Performance	6
	Table- B - State Wise Performance	7
	Table- C - State Wise and Item Wise Performance	12
	Table- D – Score Card and Ranking of States	21

## PART- II Performance Tables

Table No.	Description of Item	
1	Employment Generation - NREG Scheme	24
2 A)	Swaranjayanti Gram Swarajgar Yojana (SGSY)	25
2(B)	SC, ST, Women and Disabled Swarozgaries Assisted under SGSY	27
3(A)	SHGs Formed under SGSY	28
3(B)	SHGs to whom income generating activities provided	29
4(A)	Distribution of waste land to the landless	31
4(B)	Waste land distributed to SC, ST and others	32
5(A)	Minimum Wages Enforcement (Including Farm Labour)	33
	(i) Inspections made (ii) Irregularities detected	
	(iii) Irregularities rectified	
5(B)	Minimum Wages Enforcement (Including Farm Labour)	34
	(i) Claims filed (ii) Claims settled	
5(c)	Minimum Wages Enforcement (Including Farm Labour)	35
	(i) Prosecution cases pending (ii) Prosecution cases filed	
	(iii) Prosecution cases decided	
6(A)	<i>Food Security:</i> Targeted Public Distribution System (TPDS) for AAY, APL & BPL,	36
6(B)	<i>Food Security:</i> TPDS only for Antyodaya Anna Yojana (AAY)	38
6(C)	<i>Food Security:</i> TPDS only for Above Poverty Line (APL)	40
6(D)	<i>Food Security:</i> TPDS only for Below Poverty Line (BPL)	42

Contd...

<b>Table No.</b>	<b>Description of Item</b>	<b>Page No.</b>
7	Rural Housing - Indira Awaas Yojana	44
8	EWS/LIG Houses in Urban Areas	46
9(A)	Rural Areas - ARWSP Habitations (NC/PC) covered	48
9(B)	Slipped back habitations and habitations with water quality problem addressed	50
10	Sanitation Programme in Rural Areas	52
11	Institutional Delivery	53
12	SC Families Assisted	54
13	Universalization of ICDS Scheme	56
14	Functional Anganwadis	58
15	No. of Urban poor families assisted under Seven Point Charter	60
16(A)	Afforestation- Area Covered under Plantation- (Public and Forest Lands)	62
16(B)	<i>Afforestation:</i> Seedlings Planted – (Public and Forest Lands)	64
17	Rural Roads constructed under (PMGSY)	66
18	Village electrified under Rajiv Gandhi Grameen Vidyutikaran Yojana (RGGVY)	68
19	Energising pump sets	70
20	Supply of Electricity	72
<b>Annexures</b>		
○	List of 65 items to be monitored under TPP-2006	Annexure – I 74-76
○	Abbreviations used	Annexure - II 77

# Twenty Point Programme – 2006

## An Introduction

The Twenty Point Programme (TPP) was launched by the Government of India in the year 1975 and restructured in 1982, 1986 and again in 2006. The restructured programme, known as Twenty Point Programme (TPP) – 2006, became operational with effect from 1<sup>st</sup> April, 2007. The Programme is meant to give a thrust to schemes relating to poverty alleviation, employment generation in rural areas, housing, education, family welfare & health, protection of environment and many other schemes having a bearing on the quality of life, especially in the rural areas.

2. The programmes and schemes under the TPP-2006 are in harmony with the priorities contained in the Millennium Development Goals (MDGs) of the United Nations and SAARC Social Charter. The original nomenclature, namely the Twenty Point Programme, which has been in existence for more than three decades and carries the stamp of familiarity among the people and administrative agencies, has been retained.

3. Twenty Point Programme (TPP) – 2006 originally consisted of 20 Points and 66 items being monitored individually by Central Nodal Ministries concerned. During 2007-08, out of 66 items, 22 items were monitored on monthly basis. From 1<sup>st</sup> April, 2008 *Sampoorna Grameen Rojgar Yojana* (SGRY) has been merged with another item namely “*National Rural Employment Guarantee Act*” therefore, SGRY has been dropped from the list of 66 items and only 65 items are now monitored under TPP-2006 since 2008-09. The list of 65 items is enclosed at *Annexure-I*.

4. Out of 65 items, 20 items (information in respect of 16 items is being collected from various States/ UTs and for remaining 4 items from the concerned Central Nodal Ministries) are being monitored on monthly basis during the period 2009-10. The remaining items under TPP-2006, are being monitored on annual basis as the information in respect of these items will be made available by the concerned Central Nodal Ministries only on annual basis. For the purpose of ranking, the performance of States on monthly basis in respect of 20 identified parameters have been evaluated.

5. Some of the schemes/programmes are yet to be operationalised by the Central Nodal Ministries concerned. These items will be monitored only after the schemes concerning them come into existence and their frequency of monitoring will be decided later. The details of such items are available on the page number (viii) of the report.

6. The monitoring mechanism for TPP-2006 has been widened by including block level monitoring in addition to District, State and Central level monitoring. Most of the States/Union Territories have constituted the block, district and state level monitoring committees. At the Centre, the progress of individual items is monitored and reviewed by the Departments/Ministries concerned. The Ministry of Statistics & Programme Implementation (MOSPI) monitors the Programme/ schemes covered under TPP-2006 on the basis of performance report received from State Government and central nodal Ministries. The Monitoring Guidelines of TPP-2006 issued to States/UTs are also available on the website of the Ministry ([www.mospi.gov.in](http://www.mospi.gov.in)).

# **Twenty Point Programme – 2006**

## **Twenty Points**

1. Garibi Hatao [Poverty Eradication]
2. Jan Shakti (Power to People)
3. Kisan Mitra [Support to Farmers]
4. Shramik Kalyan [Labour Welfare]
5. Khadya Suraksha [Food Security ]
6. Subke Liye Aawas [Housing for All]
7. Shudh Peya Jal [Clean Drinking Water]
8. Jan Jan Ka Swasthya [Health for All]
9. Sabke Liye Shiksha [Education for All]
10. Anusuchit Jaati, Jan Jaati, Alp-sankhyak evam Anya Pichhra Varg Kalyan [Welfare of Scheduled Castes, Scheduled Tribes, Minorities and OBCs]
11. Mahila Kalyan [Women Welfare]
12. Bal Kalyan [Child Welfare]
13. Yuva Vikas [Youth Development]
14. Basti Sudhar [Improvement of Slums]
15. Paryavaran Sanrakshan evam Van Vridhi [Environment Protection and Afforestation]
16. Samajik Suraksha [Social Security]
17. Grameen Sadak [Rural Roads]
18. Grameen Oorja [Energization of Rural Area]
19. Pichhara Kshetra Vikas [Development of Backward Areas]
20. e- Shasan [IT enabled e-Governance]

# Twenty Point Programme – 2006

## Monthly Monitored Items

1. Employment generation under the National Rural Employment Guarantee Scheme
2. Swaranjayanti Gram Swarojgar Yojana (SGSY)
3. ***Self help Groups:***
  - (i) Self help Groups formed under SGSY
  - (ii) SHGs to whom income generating activities provided under SGSY
4. Distribution of Waste land to landless
5. Minimum Wages Enforcement (Including Farm Labour)
6. ***Food Security:***
  - (i) Targeted Public Distribution System (TPDS) for AAY, APL& BPL,
  - (ii) TPDS only for Antyodaya Anna Yojana (AAY)
  - (iii) TPDS only for Above Poverty Line (APL)
  - (iv) TPDS only for Below Poverty Line (BPL)
7. Rural Housing for Indira Awaas Yojana (IAY)
8. EWS/LIG Houses in Urban Areas
9. ***Rural Areas-*** Accelerated Rural Water Supply Programme (ARWSP)
  - (i) Habitations covered (NC &PC)
  - (ii) Slipped back habitations and habitations with water quality problems addressed
10. Sanitation Programme in Rural Areas
11. Institutional Delivery
12. SC Families Assisted
13. Universalisation of ICDS Scheme
14. Functional Anganwadis
15. Number of Urban poor families assisted under seven point charter viz. land tenure, housing at affordable cost, water, sanitation, health, education, and social security.
16. ***Afforestation:***
  - (a) Area Covered under Plantation on - Public and Forest Lands
  - (b) Number of Seedlings planted on -Public and Forest Lands
17. Rural Roads constructed under Prime Minister Grameen Sadak Yojana (PMGSY)
18. Village Electrified under Rajiv Gandhi Grameen Vidyutikaran Yojana (RGGVY)
19. Energising Pump sets
20. Supply of Electricity

# Twenty Point Programme – 2006

## Items identified for ranking

For the purpose of ranking the performance of States under TPP-2006 on monthly basis, the following 15 items & 20 Parameters have been identified.

Items	Parameters	Description of Item
1	1	Individual Swarozgaries Assisted under SGSY
2	2	SHGs to whom income generating activities provided under SGSY
3	-	<b>Food Security:</b>
	3	(i) Targeted Public Distribution System (TPDS) for AAY, APL & BPL,
	4	(ii) TPDS only for Antyodaya Anna Yojana (AAY)
	5	(iii) TPDS only for Above Poverty Line (APL)
	6	(iv) TPDS only for Below Poverty Line (BPL)
4	7	Rural Housing under Indira Awaas Yojana (IAY)
5	8	EWS/LIG Houses in Urban Areas
6	-	<b>Rural Areas:</b>
	9	(i) Accelerated Rural Water Supply Programme-Habitation covered (NC & PC)
	10	(ii) Slipped back habitations and habitation with water quality problems addressed - ARWSP
7	11	SC Family Assisted
8	12	Universalisation of ICDS Scheme
9	13	Functional Anganwadis
10.	14	Number of Urban poor families assisted under seven point charter viz. land tenure, housing at affordable cost, water, sanitation, health, education, and social security.
11	-	<b>Afforestation:</b>
	15	(i) Area Covered under Plantation on - Public and Forest Lands
	16	(ii) Number of Seedlings planted on - Public and Forest Lands
12	17	Rural Roads constructed under Prime Minister Grameen Sadak Yojana (PMGSY)
13	18	Village electrified under Rajiv Gandhi Grameen Vidyutikaran Yojana (RGGVY)
14	19	Energising Pump sets
15	20	Supply of Electricity

### Status of receipt of targets for Monthly Monitored items under TPP-2006

Sl. No.	Name of the item	Parameters/ indicators	Whether targetable / non targetable	Whether targets have been received	Nodal Ministry
1	Employment generation under the National Rural Employment Guarantee Scheme	(i) No. of job card issued (ii) Employment generated (iii) Wages given	Non targetable	-	Ministry of Rural Development
2	Swaranjayanti Gram Swarojgar Yojana (SGSY)	<i>Individual Swarozgaries Assisted</i> (i) Total (ii) SC (iii) ST (iv) Women (v) Disabled person	Targetable	Yes	-do-
3	Self help Groups	SHGs under SGSY  - SHGs formed - SHGs to whom income generating activities provided	Non targetable  Targetable	-  Yes	-do-  -do-
4	Distribution of waste land to the landless	Waste Land distributed (i) Total (ii) SC (iii) ST (iv) Others	Non targetable	-	-do-
5	Rural Housing - Indira Awaas Yojana (IAY)	Houses sanctioned	Targetable	Yes	-do-
6	Rural Areas - Accelerated Rural Water Supply Programme -(ARWSP)	(i) Habitations covered (NC/PC)  (ii) Slipped back Habitations and Habitations with water quality problem addressed	Targetable  Targetable	Yes Only for three States  Yes	-do-  -do-



Sl. No .	Name of the item	Parameters/ indicators	Whether targetable / non targetable	Whether targets have been received	Nodal Ministry
7	Sanitation Programme in Rural Areas	Individual Household latrines constructed	Non targetable	-	-do-
8	Rural Roads – PMGSY	Length of Road Constructed	Targetable	Yes	-do-
9.	<b>Minimum Wages Enforcement</b> (including Farm Labour)	(a)Agriculture and Farm workers (i) Inspections made (ii) Irregularities detected (iii) Irregularities rectified (iv) Claims filed (v) claims settled (vi) Prosecution cases pending (vii) Prosecution cases filed (viii) Prosecution cases decided (b) others	Non - targetable	-	Ministry of Labour & Employment
10.	<b>Food Security :</b> (i) Targeted Public Distribution System (AAY+APL+BPL) (ii) Antyodaya Anna Yojana (iii)Above Poverty Line (APL) (iv) Below Poverty Line (BPL)	Allocation of Food Grains to States/UTs  Allocation of Food Grains to States/UTs  Allocation of Food Grains to States/UTs Allocation of Food Grains to States/UTs	Targetable  -do- -do- -do-	Yes  Yes Yes Yes	Ministry of Consumer Affairs, Food & Public Distribution  -do- -do-
11.	Institutional Delivery	Delivery in Institutions	Non targetable	-	-do-
12.	SC Families Assisted	SC Families Assisted	Targetable	No	M/o Social Justice and Empowerment
13.	Universalisation of ICDS Scheme	ICDS Blocks Operational (Cumulative)	Targetable	Yes	Ministry of Women and Child Development
14.	Functional Anganwadis	Anganwadis Functional (cumulative)	Targetable	Yes	-do-

<b>Sl. No.</b>	<b>Name of the item</b>	<b>Parameters/ indicators</b>	<b>Whether targetable / non targetable</b>	<b>Whether targets have been received</b>	<b>Nodal Ministry</b>
<b>15.</b>	EWS/LIG Houses in Urban Areas	Houses Constructed	Targetable	Yes (Targets received in respect of only ten States)	M/o Housing and Urban Poverty Alleviation
<b>16.</b>	Number of Urban poor families assisted under seven point charter viz. land tenure, housing at affordable cost, water, sanitation, health, education, and social security.	Poor Families Assisted	Targetable	Yes	-do-
<b>17.</b>	<b>Afforestation:</b> (a) Area Covered under Plantation on - Public and Forest Lands  (b) Number of Seedlings planted on -Public and Forest Lands	(a) Area Covered under Plantation on - Public and Forest Lands  (b) Number of Seedlings planted on -Public and Forest Lands	Targetable  Targetable	Yes  Yes	Ministry of Environment and Forest  -do-
<b>18.</b>	Rajiv Gandhi Grameen Vidyutikaran Yojana (RGGVY)	Villages electrified	Targetable	Yes	Ministry of Power
<b>19.</b>	Energising Pump sets	Pumpsets Energised	Targetable	Yes	-do-
<b>20</b>	Supply of Electricity	Electricity demanded	Targetable	Yes	-do-

## **List of items where the concerned schemes are yet to be operationalised**

- (i) ***Quick and inexpensive justice–Gram Nyayalayas and Nyaya Panchayats:*** Ministry of Panchayati Raj is consulting Central Ministries and States/UT Governments regarding draft bill on Nyaya Panchayats.
- (ii) ***Social Security for Agricultural and Unorganised Labour:*** To provide Social Security to workers in the unorganized sector, including agricultural labour, the Unorganised Sector Workers' Social Security Bill, 2007, was introduced in the Rajya Sabha on 10.9.07 and is being examined by the Parliamentary Standing Committee on Labour.
- (iii) ***Sports for all in Rural and Urban Areas:*** The scheme titled “Nagar Palika Yuva Krida Aur Khel Abhiyan” for the development of sports infrastructure in urban areas is yet to be approved.

# **PART - I**

**TWENTY POINT PROGRAMME - 2006**

**OVERALL PERFORMANCE ANALYSIS**

# Twenty Point Programme-2006

## Progress Report –(April-September, 2009)

This monthly progress report of Twenty Point Programme-2006 consists of two parts: **Part-I** contains an analysis of the overall performance, whereas **Part-II** deals with item-wise performance.

2. The report is compiled on the basis of data received from the Central Nodal Ministries and State Governments/UT Administrations. The data is received either through web enabled software developed by National Informatics Centre (NIC) Cell in this Ministry or through Fax/e-mail/post. The processing of data has been done in association with NIC Cell.

3. The analysis for the period of **April-September, 2009** shows that the performance under **thirteen items** has been **‘Very Good’** (90% or above the targets). These items are:

- (i) Individual Swarozgaries Assisted- SGSY
- (ii) Road Constructed under Prime Minister Grameen Sadak Yojana (PMGSY)
- (iii) Pumpsets Energised
- (iv) SHGs Provided Income Generating Activities under SGSY
- (v) Seedlings Planted (Public and Forest Lands)
- (vi) ICDS Blocks Operational (Cum.)
- (vii) Anganwadis Functional (Cum.)
- (viii) *Food Security*: Targeted Public Distribution System only for AAY
- (ix) *Food Security*: Targeted Public Distribution System only for BPL
- (x) Area Covered under Plantation (Public and Forest Lands)
- (xi) *Food Security*: Targeted Public Distribution System for APL, BPL & AAY
- (xii) Houses Constructed under Indira Awaas Yojana (IAY) and
- (xiii) Supply of Electricity

4. The performance of **two items** has been **‘Good’** (80% to 90% of target). These items are:

- (i) *Food Security*: Targeted Public Distribution System only for APL
- (ii) Village Electrified under Rajiv Gandhi Grameen Vidyutikaran Yojana (RGGVY)

5. The performance of **five items** has been **‘Poor’** (below 80% of target). These items are:

- (i) Houses constructed under EWS/LIG
- (ii) SC Families Assisted
- (iii) Urban Poor Families Assisted under Seven Point Charter
- (iv) Slipped back habitations and habitations with water quality problems addressed–ARWSP and
- (v) Habitations covered (NC and PC)- ARWSP

6. The item “*Sapoorna Gramin Rojgar Yojana (SGRY)*” has been merged with “*National Rural Employment Guarantee Scheme-NREGS*” with effect from 1<sup>st</sup> April, 2008. Some of items under TPP-2006 namely “*National Rural Employment Guarantee Scheme-NREGS*”, “*Self help Groups formed under SGSY*”, “*Sanitation Programme in Rural Areas*” and “*Institutional Delivery*” are demand driven where as no targets are assigned by concerned nodal Ministries for the items like “*Distribution of Wasteland to the landless*” & “*Minimum Wages Enforcement (including Farm Labour)*” as such all these items are being monitored on monthly basis without any targets. These items shall not be considered for the purpose of ranking. In order to monitor the performance of TPDS under *Food Security* in a more purpose full manner, two more parameters namely APL & BPL have been added besides existing parameters for monitoring on monthly basis. The items where monthly/quarterly/ annual targets have been provided by the Ministries concerned, monthly targets have been worked out on prorata basis.

7. MPR has not received from State of Chhattisgarh despite repeated reminders therefore the performance of State for the month of April-September, 2009 has been reported as ‘Nil’ in this MPR.

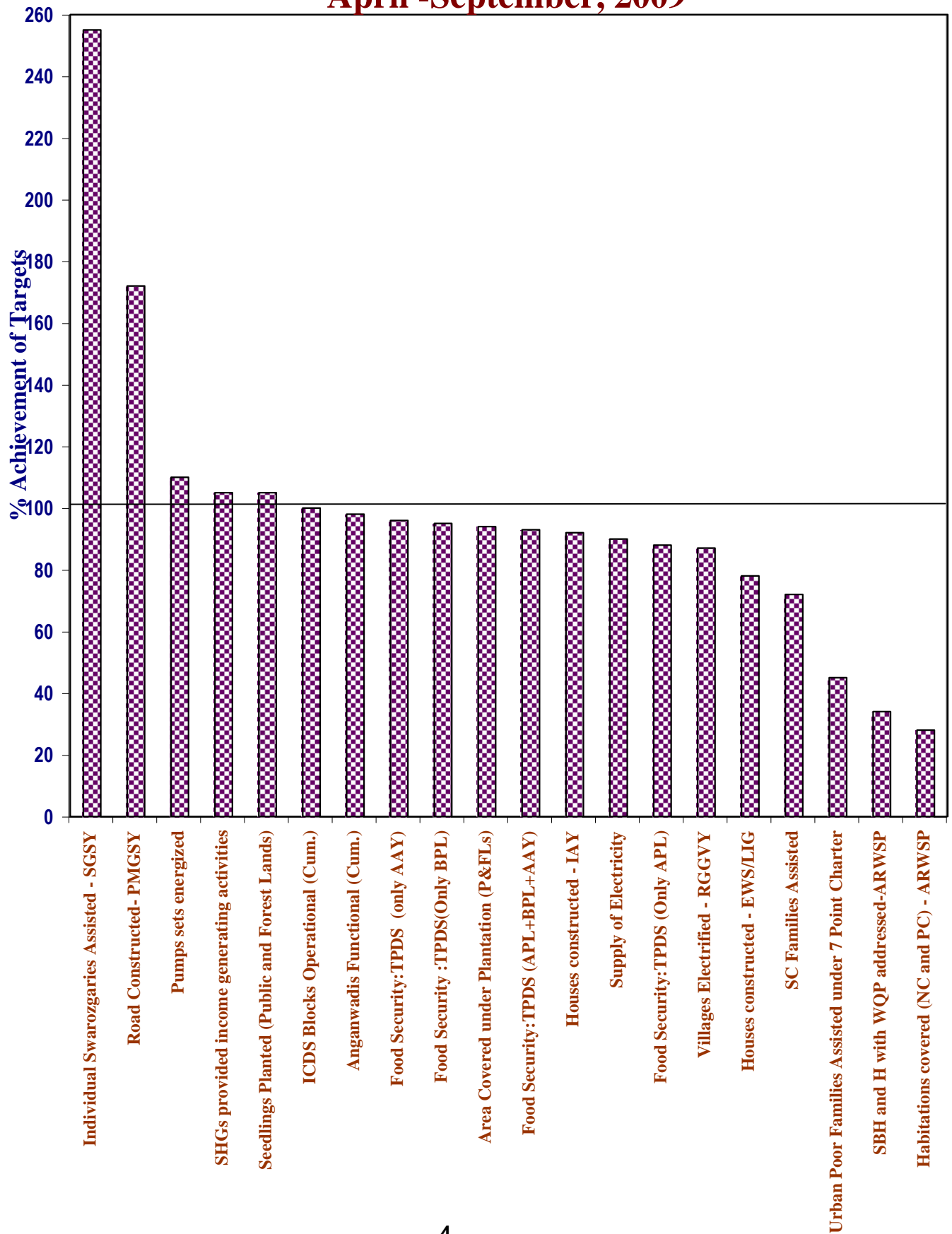
## HIGHLIGHTS

Sl. No.	Item	Achievement for April-September, 2009
<b>Employment Generated under NREGS.</b>		
1	No.of Job cards issued	377.22 lakh
2	Employment generated	134.96 crore mandays
3	Wages given	Rs. 10955.15 crore
<b>Swaranjayanti Gram Swarozgar Yojana (SGSY)</b>		
4	No. of Individual Swarozgaries Assisted	2,40,670
<b>Self help Groups</b>		
5	No.of SHGs formed	1,78,315
6	No.of SHGs to whom income generating activities provided under SGSY	57,048
<b>Distribution of waste land to the landless</b>		
7	Land distributed	37,741 hectare
<b>Minimum Wages Enforcement (Including Farm Labour)</b>		
8	No.of Inspections made	89,606
9	No.of Irregularities detected	16,232
10	No.of Irregularities rectified	15,426
11	No.of Claims filed	2,475
12	No.of Claims settled	2,711
13	No.of Prosecution cases Pending	10,409
14	No.of Prosecution cases filed	15
15	No.of Prosecution cases decided	65
<b>Food Security: (i) TPDS (ii) AAY(iii)APL (iv) BPL</b>		
16	Food Security: Targeted Public Distribution System (TPDS)	215.64 lakh tones
17	Food Security: Antyodaya Anna Yojana (AAY)	49.04 lakh tones
18	Food Security: Above Poverty Line (APL)	83.98 lakh tones
19	Food Security: Below Poverty Line (BPL)	82.62 lakh tones
<b>Rural Housing-Indira Awaas Yojana</b>		
20	No.of Houses constructed	11,14,238
<b>EWS/LIG Houses in Urban Areas</b>		
21	No. of Houses constructed	62,644

Contd.....

<b>Sl. No.</b>	<b>Item</b>	<b>Achievement for April-September, 2009</b>
<b>Rural Areas. - Accelerated Rural Water Supply Programme</b>		
<b>22</b>	Habitations covered (NC and PC)	64
<b>23</b>	Slipped back habitations and habitations with water quality problems addressed-ARWSP	16,319
<b>Sanitation Programme in Rural Areas</b>		
<b>24</b>	No.of Individual household latrines constructed	48.92 lakh
<b>Institutional Delivery</b>		
<b>25</b>	No.of Deliveries in Institutions	67.21 lakh
<b>SC Families Assisted</b>		
<b>26</b>	No.of SC Families Assisted	17.27 lakh
<b>Universalisation of ICDS Schemes</b>		
<b>27</b>	No. of ICDS Blocks Operational (Cum.)	6,286
<b>Functional Anganwadis</b>		
<b>28</b>	No.of Anganwadis Functional (Cum.)	10.64 lakh
<b>Number of Urban poor families assisted under seven point charter viz. land tenure, housing at affordable cost, water, sanitation, health, education, and social security.</b>		
<b>29</b>	No. of Poor Families Assisted	52,836
<b>Afforestation:</b> <b>(i) Area Covered under Plantation (Public &amp; Forest Lands)</b> <b>(ii) Seedlings planted (Public &amp; Forest Lands)</b>		
<b>30</b>	Area Covered under Plantation (Public and Forest Lands)	8,51,847 hectares
<b>31</b>	No. of Seedlings planted (Public and Forest Lands)	61.89 crore
<b>Rural Road- Prime Minister Grameen Sadak Yojana (PMGSY)</b>		
<b>32</b>	Length of Road Constructed	22,368 Kms
<b>Rajiv Gandhi Grameen Vidyutikaran Yojana (RGGVY)</b>		
<b>33</b>	No.of Villages Electrified	8,305
<b>Energized Pumps sets</b>		
<b>34</b>	No.of Pumps sets energized	1,15,506
<b>Supply of Electricity</b>		
<b>35</b>	Electricity supplied	3,68,230 million units (MU)

# PERFORMANCE DURING April -September, 2009





## ACHIEVEMENT HIGHLIGHTS

### PERFORMANCE DURING APRIL-SEPTEMBER, 2009

The cumulative performance during April to September, 2009 has been "Very Good" for 13 items, "Good" for 2 items, and "Poor" for 5 items.

#### A. "Very Good" Performance (90% or above of targets)

<u>No.</u>	<u>Items</u>	<u>% Achievement</u>
01B01	Individual Swarozgaries Assisted - SGSY	255
17A01	Road Constructed- PMGSY	172
18D01	Pumps sets energized	110
01E02	SHGs provided income generating activities	105
15A02	Seedlings Planted (Public and Forest Lands)	105
12A01	ICDS Blocks Operational (Cum.)	100
12B01	Anganwadis Functional (Cum.)	98
05B02	Food Security: Targeted Public Distribution System (only AAY)	96
05D02	Food Security : Targeted Public Distribution System (Only BPL)	95
15A01	Area Covered under Plantation ( Public and Forest Lands)	94
05A02	Food Security: Targeted Public Distribution System (APL+BPL+AAY)	93
06A01	Houses constructed - IAY	92
18E02	Supply of Electricity	90

#### B. "Good" Performance (80% to 90%)

05C02	Food Security: Targeted Public Distribution System (Only APL)	88
18B01	Villages Electrified - RGGVY	87

#### C. Areas of concern-where the performance is below 80%

06B01	Houses constructed - EWS/LIG	78
10A01	SC Families Assisted	72
14A01	Urban Poor Families Assisted under Seven Point Charter	45
07A02	Slipped back habitations and habitations with water quality problems addressed-ARWSP	34
07A01	Habitations covered (NC and PC) - ARWSP	28

**Table - A**

**Targets for 2009-2010 & April to September, 2009 and achievements during the period April to September, 2009**  
**ALL INDIA PERFORMANCE**

Sl. No.	Item Code	Item Description	Units	Targets		Achievements	% Achievements of Targets during April - September,2009
				2009-2010	April - September,2009	April - September,2009	
1	01B01	Individual Swarozgaries Assisted - SGSY	Number	2,69,600	94,352	2,40,670	255
2	01E02	SHGs provided income generating activities	Number	1,55,285	54,342	57,048	105
3	05A02	Food Security:Targeted Public Distribution System(TPDS)	Tonnes	-	2,33,12,130	2,15,64,314	93
4	05B02	Food Security:Antodaya Anna Yojana(AAY)	Tonnes	-	50,97,784	49,03,994	96
5	05C02	Food Security:Targeted Public Distribution System (Only APL)	Tonnes	-	95,08,658	83,98,137	88
6	05D02	Food Security:Targeted Public Distribution System (Only BPL)	Tonnes	-	87,06,386	82,62,203	95
7	06A01	Houses constructed - IAY	Number	40,52,242	12,15,678	11,14,238	92
8	06B01	Houses constructed - EWS/LIG	Number	1,59,707	79,834	62,644	78
9	07A01	Habitations covered (NC and PC) - ARWSP	Number	748	226	64	28
10	07A02	Slipped back habitations and habitations with water quality problems addressed- ARWSP	Number	1,58,003	47,402	16,319	34
11	10A01	SC Families Assisted	Number	47,74,200	23,87,040	17,26,557	72
12	12A01	ICDS Blocks Operational (Cum.)	Number	7,073	6,288	6,286	100
13	12B01	Anganwadis Functional (Cum.)	Number	13,56,027	10,89,467	10,64,155	98
14	14A01	Urban Poor Families Assisted under Seven Point Charter	Number	2,33,711	1,16,843	52,836	45
15	15A01	Area Covered under Plantation ( Public and Forest Lands)	Hectares	18,13,000	9,06,494	8,51,847	94
16	15A02	Seedlings Planted ( Public and Forest Lands)	Number	1,17,84,51,000	58,92,25,500	61,88,67,615	105
17	17A01	Road Constructed- PMGSY	Kilometer	55,000	13,000	22,368	172
18	18B01	Villages Electrified - RGGVY	Number	19,000	9,494	8,305	87
19	18D01	Pumps sets energized	Number	2,10,594	1,05,288	1,15,506	110
20	18E02	Electricity supplied	Million Units	-	4,09,346	3,68,230	90

**Table - B**

**STATE-WISE PERFORMANCE DURING APRIL TO SEPTEMBER, 2009 (PERCENT ACHIEVEMENT)**

Item No.	Description	ALL INDIA	AP	ARP	AS	BI	CHHA.	DELHI	GOA
01B01	Individual Swarozgaries Assisted - SGSY	255	213	18	42	367	66	NA	12
01E02	SHGs provided income generating activities	105	476	4	124	49	29	NA	79
05A02	Food security-Targeted Public Distribution system (APL+BPL+AAY)	93	99	99	100	60	86	96	95
05B02	Food security-Targeted Public Distribution system (only AAY)	96	98	98	100	86	99	82	92
05C02	Food Security - Targeted Public Distribution System (Only APL)	88	101	100	101	21	53	102	95
05D02	Food Security - Targeted Public Distribution System (Only BPL)	95	97	97	100	60	99	78	100
06A01	Houses constructed - IAY	92	165	30	76	96	0	NA	97
06B01	Houses constructed - EWS/LIG	78	49	82	0	NA	0	0	0
07A01	Habitations covered (NC and PC) - ARWSP	28	NA	NA	NA	NA	NA	NA	NA
07A02	Slipped back habitations and habitations with water quality problems addressed-ARWSP	34	52	0	10	3	0	NA	NA
10A01	SC Families Assisted	72	27	NA	0	5	3	9	38
12A01	ICDS Blocks Operational (Cum.)	100	100	100	100	100	99	106	100
12B01	Anganwadis Functional (Cum.)	98	91	100	100	99	91	105	100
14A01	Urban Poor Families Assisted under Seven Point Charter	45	NA	NA	0	NA	0	0	NA
15A01	Area Covered under Plantation ( Public and Forest Lands)	94	60	4	0	91	0	17	74
15A02	Seedlings Planted ( Public and Forest Lands)	105	60	60	39	91	0	184	185
17A01	Road Constructed- PMGSY	172	136	219	144	45	162	NA	NA
18B01	Villages Electrified - RGGVY	87	NA	4	53	76	10	NA	NA
18D01	Pumps sets energized	110	92	NA	NA	NA	NA	NA	NA
18E02	Supply of Electricity	90	93	79	90	85	97	99	97

NA - Not Applicable

**Table - B(Contd.)**

**STATE-WISE PERFORMANCE DURING APRIL TO SEPTEMBER, 2009 (PERCENT ACHIEVEMENT)**

Item No.	Description	ALL INDIA	GUJ	HRY	HP	J&K	JHAR.	KAR	KER
01B01	Individual Swarozgaries Assisted - SGSY	255	478	90	168	385	160	707	89
01E02	SHGs provided income generating activities	105	263	62	131	37	131	80	57
05A02	Food security-Targeted Public Distribution system (APL+BPL+AAAY)	93	59	45	99	117	79	97	90
05B02	Food security-Targeted Public Distribution system (only AAAY)	96	93	91	99	110	98	101	99
05C02	Food Security - Targeted Public Distribution System (Only APL)	88	26	21	99	121	20	92	82
05D02	Food Security - Targeted Public Distribution System (Only BPL)	95	91	94	100	111	92	101	100
06A01	Houses constructed - IAY	92	89	103	98	70	90	108	68
06B01	Houses constructed - EWS/LIG	78	565	96	NA	NA	NA	43	40
07A01	Habitations covered (NC and PC) - ARWSP	28	NA	NA	NA	NA	NA	NA	NA
07A02	Slipped back habitations and habitations with water quality problems addressed-ARWSP	34	158	95	172	0	26	113	0
10A01	SC Families Assisted	72	59	84	88	66	185	46	126
12A01	ICDS Blocks Operational (Cum.)	100	100	100	100	101	97	100	100
12B01	Anganwadis Functional (Cum.)	98	99	99	100	87	106	99	100
14A01	Urban Poor Families Assisted under Seven Point Charter	45	60	NA	NA	NA	NA	9	NA
15A01	Area Covered under Plantation ( Public and Forest Lands)	94	91	120	96	17	144	195	155
15A02	Seedlings Planted ( Public and Forest Lands)	105	128	267	96	15	222	213	326
17A01	Road Constructed- PMGSY	172	81	269	236	99	276	162	62
18B01	Villages Electrified - RGGVY	87	NA	NA	100	0	85	NA	NA
18D01	Pumps sets energized	110	229	119	260	NA	NA	162	63
18E02	Supply of Electricity	90	98	96	97	75	95	93	97

NA - Not Applicable

**Table - B(Contd.)**

**STATE-WISE PERFORMANCE DURING APRIL TO SEPTEMBER, 2009 (PERCENT ACHIEVEMENT)**

Item No.	Description	ALL INDIA	MP	MAH	MANI	MEGH	MIZ	NAGA	ORI
01B01	Individual Swarozgaries Assisted - SGSY	255	367	62	4	455	131	83	6
01E02	SHGs provided income generating activities	105	182	79	18	360	39	36	15
05A02	Food security-Targeted Public Distribution system (APL+BPL+AAAY)	93	91	85	118	99	97	107	100
05B02	Food security-Targeted Public Distribution system (only AAY)	96	104	93	114	99	92	117	108
05C02	Food Security - Targeted Public Distribution System (Only APL)	88	69	70	114	97	99	103	87
05D02	Food Security - Targeted Public Distribution System (Only BPL)	95	108	95	123	100	95	111	102
06A01	Houses constructed - IAY	92	93	66	130	51	143	203	22
06B01	Houses constructed - EWS/LIG	78	NA	40	NA	NA	0	NA	0
07A01	Habitations covered (NC and PC) - ARWSP	28	NA	NA	NA	NA	NA	NA	NA
07A02	Slipped back habitations and habitations with water quality problems addressed-ARWSP	34	107	9	0	55	0	2	NA
10A01	SC Families Assisted	72	99	15	0	NA	NA	NA	8
12A01	ICDS Blocks Operational (Cum.)	100	100	100	111	100	100	100	100
12B01	Anganwadis Functional (Cum.)	98	97	88	127	73	100	100	112
14A01	Urban Poor Families Assisted under Seven Point Charter	45	NA	0	NA	27	NA	NA	NA
15A01	Area Covered under Plantation ( Public and Forest Lands)	94	65	163	49	26	16	0	131
15A02	Seedlings Planted ( Public and Forest Lands)	105	52	171	180	34	29	0	103
17A01	Road Constructed- PMGSY	172	151	215	709	46	138	461	180
18B01	Villages Electrified - RGGVY	87	2,208	NA	41	214	0	0	98
18D01	Pumps sets energized	110	74	NA	NA	NA	NA	NA	125
18E02	Supply of Electricity	90	81	82	76	84	78	83	99

NA - Not Applicable

**Table - B(Contd.)**

**STATE-WISE PERFORMANCE DURING APRIL TO SEPTEMBER, 2009 (PERCENT ACHIEVEMENT)**

Item No.	Description	ALL INDIA	PUDU	PUN	RAJ	SIK	TN	TRI	UTTA.
01B01	Individual Swarozgaries Assisted - SGSY	255	0	325	51	559	87	0	154
01E02	SHGs provided income generating activities	105	176	59	49	81	82	0	133
05A02	Food security-Targeted Public Distribution system (APL+BPL+AAY)	93	53	79	99	101	122	87	92
05B02	Food security-Targeted Public Distribution system (only AAY)	96	70	65	100	100	103	93	94
05C02	Food Security - Targeted Public Distribution System (Only APL)	88	13	79	99	101	141	82	87
05D02	Food Security - Targeted Public Distribution System (Only BPL)	95	73	91	100	99	105	95	98
06A01	Houses constructed - IAY	92	5	75	93	152	115	56	60
06B01	Houses constructed - EWS/LIG	78	0	NA	42	125	118	0	NA
07A01	Habitations covered (NC and PC) - ARWSP	28	NA	21	32	NA	NA	NA	40
07A02	Slipped back habitations and habitations with water quality problems addressed-ARWSP	34	NA	160	35	0	54	8	83
10A01	SC Families Assisted	72	62	70	85	0	100	1	92
12A01	ICDS Blocks Operational (Cum.)	100	100	100	100	100	100	104	100
12B01	Anganwadis Functional (Cum.)	98	100	107	100	100	100	100	74
14A01	Urban Poor Families Assisted under Seven Point Charter	45	NA	NA	NA	119	194	103	NA
15A01	Area Covered under Plantation ( Public and Forest Lands)	94	96	110	162	63	50	43	196
15A02	Seedlings Planted ( Public and Forest Lands)	105	149	105	106	59	29	56	298
17A01	Road Constructed- PMGSY	172	NA	503	229	99	267	35	154
18B01	Villages Electrified - RGGVY	87	NA	NA	53	0	NA	0	62
18D01	Pumps sets energized	110	71	NA	88	NA	140	NA	182
18E02	Supply of Electricity	90	90	85	95	78	95	88	95

NA - Not Applicable

**Table - B(Contd.)**

**STATE-WISE PERFORMANCE DURING APRIL TO SEPTEMBER, 2009 (PERCENT ACHIEVEMENT)**

Item No.	Description	ALL INDIA	UP	WB	A&N	CHND.	D&N	D&D	LAKSH
01B01	Individual Swarozgaries Assisted - SGSY	255	445	254	389	NA	67	256	0
01E02	SHGs provided income generating activities	105	89	40	233	NA	100	0	117
05A02	Food security-Targeted Public Distribution system (APL+BPL+AAY)	93	102	97	50	98	67	49	50
05B02	Food security-Targeted Public Distribution system (only AAY)	96	96	84	72	33	67	69	0
05C02	Food Security - Targeted Public Distribution System (Only APL)	88	114	100	47	100	68	36	68
05D02	Food Security - Targeted Public Distribution System (Only BPL)	95	96	99	59	95	67	68	0
06A01	Houses constructed - IAY	92	76	103	8	NA	33	0	145
06B01	Houses constructed - EWS/LIG	78	NA	0	NA	NA	NA	NA	NA
07A01	Habitations covered (NC and PC) - ARWSP	28	NA	NA	NA	NA	NA	NA	NA
07A02	Slipped back habitations and habitations with water quality problems addressed-ARWSP	34	87	10	0	NA	NA	NA	NA
10A01	SC Families Assisted	72	72	29	NA	128	NA	NA	NA
12A01	ICDS Blocks Operational (Cum.)	100	100	100	100	100	100	100	100
12B01	Anganwadis Functional (Cum.)	98	100	97	100	100	87	91	100
14A01	Urban Poor Families Assisted under Seven Point Charter	45	NA	NA	NA	NA	NA	NA	NA
15A01	Area Covered under Plantation ( Public and Forest Lands)	94	163	0	162	107	205	57	60
15A02	Seedlings Planted ( Public and Forest Lands)	105	238	29	148	114	648	223	84
17A01	Road Constructed- PMGSY	172	246	98	NA	NA	NA	NA	NA
18B01	Villages Electrified - RGGVY	87	NA	108	NA	NA	NA	NA	NA
18D01	Pumps sets energized	110	70	66	NA	NA	NA	NA	NA
18E02	Supply of Electricity	90	78	97	75	97	93	89	100

NA - Not Applicable

## **Table - C**

Items in which the States/UTs performance is Very Good (90% and above),  
Good (80% to 90%) and Poor (below 80%) during the period  
April to September, 2009

### **1. ANDHRA PRADESH**

#### **Very Good**

Individual Swarozgaries Assisted - SGSY, SHGs provided income generating activities, Food Security:Targeted Public Distribution System(TPDS), Food Security:Antodaya Anna Yojana(AAY), Food Security:Targeted Public Distribution System (Only APL), Food Security:Targeted Public Distribution System (Only BPL), Houses constructed - IAY, ICDS Blocks Operational (Cum.), Anganwadis Functional (Cum.), Road Constructed- PMGSY, Pumps sets energized, Electricity supplied

#### **Poor**

Houses constructed - EWS/LIG, Slipped back habitations and habitations with water quality problems addressed-ARWSP, SC Families Assisted, Area Covered under Plantation ( Public and Forest Lands), Seedlings Planted ( Public and Forest Lands)

### **2. ARUNACHAL PRADESH**

#### **Very Good**

Food Security:Targeted Public Distribution System(TPDS), Food Security:Antodaya Anna Yojana(AAY), Food Security:Targeted Public Distribution System (Only APL), Food Security:Targeted Public Distribution System (Only BPL), ICDS Blocks Operational (Cum.), Anganwadis Functional (Cum.), Road Constructed-PMGSY

#### **Good**

Houses constructed - EWS/LIG

#### **Poor**

Individual Swarozgaries Assisted - SGSY, SHGs provided income generating activities, Houses constructed - IAY, Slipped back habitations and habitations with water quality problems addressed-ARWSP, Area Covered under Plantation ( Public and Forest Lands), Seedlings Planted ( Public and Forest Lands), Villages Electrified - RGGVY, Electricity supplied

### **3. ASSAM**

#### **Very Good**

SHGs provided income generating activities, Food Security:Targeted Public Distribution System(TPDS), Food Security:Antodaya Anna Yojana(AAY), Food Security:Targeted Public Distribution System (Only APL), Food Security:Targeted Public Distribution System (Only BPL), ICDS Blocks Operational (Cum.), Anganwadis Functional (Cum.), Road Constructed- PMGSY, Electricity supplied

#### **Poor**

Individual Swarozgaries Assisted - SGSY, Food Grains allocation to States/UTs - (Only APL), Houses constructed - IAY, Houses constructed - EWS/LIG, Slipped back habitations and habitations with water quality problems addressed-ARWSP, SC Families Assisted, Urban Poor Families Assisted under Seven Point Charter, Area Covered under Plantation ( Public and Forest Lands), Seedlings Planted ( Public and Forest Lands), Villages Electrified - RGGVY

### **4. BIHAR**

#### **Very Good**

Individual Swarozgaries Assisted - SGSY, Houses constructed - IAY, ICDS Blocks Operational (Cum.), Anganwadis Functional (Cum.), Area Covered under Plantation ( Public and Forest Lands), Seedlings Planted ( Public and Forest Lands)

#### **Good**

Food Security:Antodaya Anna Yojana(AAY), Electricity supplied

#### **Poor**

SHGs provided income generating activities, Food Security:Targeted Public Distribution System(TPDS), Food Security:Targeted Public Distribution System (Only APL), Food Security:Targeted Public Distribution System (Only BPL), Slipped back habitations and habitations with water quality problems addressed-ARWSP, SC Families Assisted, Road Constructed- PMGSY, Villages Electrified - RGGVY



## **Table - C (Contd..)**

### **5. CHHATISGARH**

#### **Very Good**

Food Security:Antodaya Anna Yojana(AAY), Food Security:Targeted Public Distribution System (Only BPL), ICDS Blocks Operational (Cum.), Anganwadis Functional (Cum.), Road Constructed- PMGSY, Electricity supplied

#### **Good**

Food Security:Targeted Public Distribution System(TPDS)

#### **Poor**

Individual Swarozgaries Assisted - SGSY, SHGs provided income generating activities, Food Security:Targeted Public Distribution System (Only APL), Houses constructed - IAY, Houses constructed - EWS/LIG, Slipped back habitations and habitations with water quality problems addressed-ARWSP, SC Families Assisted, Urban Poor Families Assisted under Seven Point Charter, Area Covered under Plantation ( Public and Forest Lands), Seedlings Planted ( Public and Forest Lands), Villages Electrified - RGGVY

### **6. DELHI**

#### **Very Good**

Food Security:Targeted Public Distribution System(TPDS), Food Security:Targeted Public Distribution System (Only APL), ICDS Blocks Operational (Cum.), Anganwadis Functional (Cum.), Seedlings Planted ( Public and Forest Lands), Electricity supplied

#### **Good**

Food Security:Antodaya Anna Yojana(AAY)

#### **Poor**

Food Security:Targeted Public Distribution System (Only BPL), Houses constructed - EWS/LIG, SC Families Assisted, Urban Poor Families Assisted under Seven Point Charter, Area Covered under Plantation ( Public and Forest Lands)

### **7. GOA**

#### **Very Good**

Food Security:Targeted Public Distribution System(TPDS), Food Security:Antodaya Anna Yojana(AAY), Food Security:Targeted Public Distribution System (Only APL), Food Security:Targeted Public Distribution System (Only BPL), Houses constructed - IAY, ICDS Blocks Operational (Cum.), Anganwadis Functional (Cum.), Seedlings Planted ( Public and Forest Lands), Electricity supplied

#### **Poor**

Individual Swarozgaries Assisted - SGSY, SHGs provided income generating activities, Houses constructed - EWS/LIG, SC Families Assisted, Area Covered under Plantation ( Public and Forest Lands)

### **8. GUJARAT**

#### **Very Good**

Individual Swarozgaries Assisted - SGSY, SHGs provided income generating activities, Food Security:Antodaya Anna Yojana(AAY), Food Security:Targeted Public Distribution System (Only BPL), Houses constructed - EWS/LIG, Slipped back habitations and habitations with water quality problems addressed-ARWSP, ICDS Blocks Operational (Cum.), Anganwadis Functional (Cum.), Area Covered under Plantation ( Public and Forest Lands), Seedlings Planted ( Public and Forest Lands), Pumps sets energized, Electricity supplied

#### **Good**

Houses constructed - IAY, Road Constructed- PMGSY

#### **Poor**

Food Security:Targeted Public Distribution System(TPDS), Food Security:Targeted Public Distribution System (Only APL), SC Families Assisted, Urban Poor Families Assisted under Seven Point Charter

## **Table - C (Contd..)**

### **9. HARYANA**

#### **Very Good**

Individual Swarozgaries Assisted - SGSY, Food Security:Antodaya Anna Yojana(AAY), Food Security:Targeted Public Distribution System (Only BPL), Houses constructed - IAY, Houses constructed - EWS/LIG, Slipped back habitations and habitations with water quality problems addressed-ARWSP, ICDS Blocks Operational (Cum.), Anganwadis Functional (Cum.), Area Covered under Plantation ( Public and Forest Lands), Seedlings Planted ( Public and Forest Lands), Road Constructed- PMGSY, Pumps sets energized, Electricity supplied

#### **Good**

SC Families Assisted

#### **Poor**

SHGs provided income generating activities, Food Security:Targeted Public Distribution System(TPDS), Food Security:Targeted Public Distribution System (Only APL)

### **10. HIMACHAL PRADESH**

#### **Very Good**

Individual Swarozgaries Assisted - SGSY, SHGs provided income generating activities, Food Security:Targeted Public Distribution System(TPDS), Food Security:Antodaya Anna Yojana(AAY), Food Security:Targeted Public Distribution System (Only APL), Food Security:Targeted Public Distribution System (Only BPL), Houses constructed - IAY, Slipped back habitations and habitations with water quality problems addressed-ARWSP, ICDS Blocks Operational (Cum.), Anganwadis Functional (Cum.), Area Covered under Plantation ( Public and Forest Lands), Seedlings Planted ( Public and Forest Lands), Road Constructed-PMGSY, Villages Electrified - RGGVY, Pumps sets energized, Electricity supplied

#### **Good**

SC Families Assisted

### **11. JAMMU AND KASHMIR**

#### **Very Good**

Individual Swarozgaries Assisted - SGSY, Food Security:Targeted Public Distribution System(TPDS), Food Security:Antodaya Anna Yojana(AAY), Food Security:Targeted Public Distribution System (Only APL), Food Security:Targeted Public Distribution System (Only BPL), ICDS Blocks Operational (Cum.), Road Constructed- PMGSY

#### **Good**

Anganwadis Functional (Cum.)

#### **Poor**

SHGs provided income generating activities, Houses constructed - IAY, Slipped back habitations and habitations with water quality problems addressed-ARWSP, SC Families Assisted, Area Covered under Plantation ( Public and Forest Lands), Seedlings Planted ( Public and Forest Lands), Villages Electrified - RGGVY, Electricity supplied

### **12. JHARKHAND**

#### **Very Good**

Individual Swarozgaries Assisted - SGSY, SHGs provided income generating activities, Food Security:Antodaya Anna Yojana(AAY), Food Security:Targeted Public Distribution System (Only BPL), Houses constructed - IAY, SC Families Assisted, ICDS Blocks Operational (Cum.), Anganwadis Functional (Cum.), Area Covered under Plantation ( Public and Forest Lands), Seedlings Planted ( Public and Forest Lands), Road Constructed- PMGSY, Electricity supplied

#### **Good**

Villages Electrified - RGGVY

#### **Poor**

Food Security:Targeted Public Distribution System(TPDS), Food Security:Targeted Public Distribution System (Only APL), Slipped back habitations and habitations with water quality problems addressed-ARWSP

## **Table - C (Contd..)**

### **13. KARNATAKA**

#### **Very Good**

Individual Swarozgaries Assisted - SGSY, Food Security:Targeted Public Distribution System(TPDS), Food Security:Antodaya Anna Yojana(AAY), Food Security:Targeted Public Distribution System (Only APL), Food Security:Targeted Public Distribution System (Only BPL), Houses constructed - IAY, Slipped back habitations and habitations with water quality problems addressed-ARWSP, ICDS Blocks Operational (Cum.), Anganwadis Functional (Cum.), Area Covered under Plantation ( Public and Forest Lands), Seedlings Planted ( Public and Forest Lands), Road Constructed- PMGSY, Pumps sets energized, Electricity supplied

#### **Good**

SHGs provided income generating activities

#### **Poor**

Houses constructed - EWS/LIG, SC Families Assisted, Urban Poor Families Assisted under Seven Point Charter

### **14. KERALA**

#### **Very Good**

Food Security:Targeted Public Distribution System(TPDS), Food Security:Antodaya Anna Yojana(AAY), Food Security:Targeted Public Distribution System (Only BPL), SC Families Assisted, ICDS Blocks Operational (Cum.), Anganwadis Functional (Cum.), Area Covered under Plantation ( Public and Forest Lands), Seedlings Planted ( Public and Forest Lands), Electricity supplied

#### **Good**

Individual Swarozgaries Assisted - SGSY, Food Security:Targeted Public Distribution System (Only APL)

#### **Poor**

SHGs provided income generating activities, Houses constructed - IAY, Houses constructed - EWS/LIG, Slipped back habitations and habitations with water quality problems addressed-ARWSP, Road Constructed- PMGSY, Pumps sets energized

### **15. MADHYA PRADESH**

#### **Very Good**

Individual Swarozgaries Assisted - SGSY, SHGs provided income generating activities, Food Security:Targeted Public Distribution System(TPDS), Food Security:Antodaya Anna Yojana(AAY), Food Security:Targeted Public Distribution System (Only BPL), Houses constructed - IAY, Slipped back habitations and habitations with water quality problems addressed-ARWSP, SC Families Assisted, ICDS Blocks Operational (Cum.), Anganwadis Functional (Cum.), Road Constructed- PMGSY, Villages Electrified - RGGVY

#### **Good**

Electricity supplied

#### **Poor**

Food Security:Targeted Public Distribution System (Only APL), Area Covered under Plantation ( Public and Forest Lands), Seedlings Planted ( Public and Forest Lands), Pumps sets energized

### **16. MAHARASHTRA**

#### **Very Good**

Food Security:Antodaya Anna Yojana(AAY), Food Security:Targeted Public Distribution System (Only BPL), ICDS Blocks Operational (Cum.), Area Covered under Plantation ( Public and Forest Lands), Seedlings Planted ( Public and Forest Lands), Road Constructed- PMGSY

#### **Good**

Food Security:Targeted Public Distribution System(TPDS), Anganwadis Functional (Cum.), Electricity supplied

#### **Poor**

Individual Swarozgaries Assisted - SGSY, SHGs provided income generating activities, Food Security:Targeted Public Distribution System (Only APL), Houses constructed - IAY, Houses constructed - EWS/LIG, Slipped back habitations and habitations with water quality problems addressed-ARWSP, SC Families Assisted, Urban Poor Families Assisted under Seven Point Charter

## **Table - C (Contd..)**

### **17. MANIPUR**

#### **Very Good**

Food Security:Targeted Public Distribution System(TPDS), Food Security:Antodaya Anna Yojana(AAY), Food Security:Targeted Public Distribution System (Only APL), Food Security:Targeted Public Distribution System (Only BPL), Houses constructed - IAY, ICDS Blocks Operational (Cum.), Anganwadis Functional (Cum.), Seedlings Planted ( Public and Forest Lands), Road Constructed- PMGSY

#### **Poor**

Individual Swarozgaries Assisted - SGSY, SHGs provided income generating activities, Slipped back habitations and habitations with water quality problems addressed-ARWSP, SC Families Assisted, Area Covered under Plantation ( Public and Forest Lands), Villages Electrified - RGGVY, Electricity supplied

### **18. MEGHALAYA**

#### **Very Good**

Individual Swarozgaries Assisted - SGSY, SHGs provided income generating activities, Food Security:Targeted Public Distribution System(TPDS), Food Security:Antodaya Anna Yojana(AAY), Food Security:Targeted Public Distribution System (Only APL), Food Security:Targeted Public Distribution System (Only BPL), ICDS Blocks Operational (Cum.), Villages Electrified - RGGVY

#### **Good**

Electricity supplied

#### **Poor**

Houses constructed - IAY, Slipped back habitations and habitations with water quality problems addressed-ARWSP, Anganwadis Functional (Cum.), Urban Poor Families Assisted under Seven Point Charter, Area Covered under Plantation ( Public and Forest Lands), Seedlings Planted ( Public and Forest Lands), Road Constructed- PMGSY

### **19. MIZORAM**

#### **Very Good**

Individual Swarozgaries Assisted - SGSY, Food Security:Targeted Public Distribution System(TPDS), Food Security:Antodaya Anna Yojana(AAY), Food Security:Targeted Public Distribution System (Only APL), Food Security:Targeted Public Distribution System (Only BPL), Houses constructed - IAY, ICDS Blocks Operational (Cum.), Anganwadis Functional (Cum.), Road Constructed- PMGSY

#### **Poor**

SHGs provided income generating activities, Houses constructed - EWS/LIG, Slipped back habitations and habitations with water quality problems addressed-ARWSP, Area Covered under Plantation ( Public and Forest Lands), Seedlings Planted ( Public and Forest Lands), Villages Electrified - RGGVY, Electricity supplied

### **20. NAGALAND**

#### **Very Good**

Food Security:Targeted Public Distribution System(TPDS), Food Security:Antodaya Anna Yojana(AAY), Food Security:Targeted Public Distribution System (Only APL), Food Security:Targeted Public Distribution System (Only BPL), Houses constructed - IAY, ICDS Blocks Operational (Cum.), Anganwadis Functional (Cum.), Road Constructed- PMGSY

#### **Good**

Individual Swarozgaries Assisted - SGSY, Electricity supplied

#### **Poor**

SHGs provided income generating activities, Slipped back habitations and habitations with water quality problems addressed-ARWSP, Area Covered under Plantation ( Public and Forest Lands), Seedlings Planted ( Public and Forest Lands), Villages Electrified - RGGVY

## **Table - C (Contd..)**

### **21. ORISSA**

#### **Very Good**

Food Security:Targeted Public Distribution System(TPDS), Food Security:Antodaya Anna Yojana(AAY), Food Security:Targeted Public Distribution System (Only BPL), ICDS Blocks Operational (Cum.), Anganwadis Functional (Cum.), Area Covered under Plantation ( Public and Forest Lands), Seedlings Planted ( Public and Forest Lands), Road Constructed- PMGSY, Villages Electrified - RGGVY, Pumps sets energized, Electricity supplied

#### **Good**

Food Security:Targeted Public Distribution System (Only APL)

#### **Poor**

Individual Swarozgaries Assisted - SGSY, SHGs provided income generating activities, Houses constructed - IAY, Houses constructed - EWS/LIG, SC Families Assisted

### **22. PUDUCHERRY**

#### **Very Good**

SHGs provided income generating activities, ICDS Blocks Operational (Cum.), Anganwadis Functional (Cum.), Area Covered under Plantation ( Public and Forest Lands), Seedlings Planted ( Public and Forest Lands), Electricity supplied

#### **Poor**

Individual Swarozgaries Assisted - SGSY, Food Security:Targeted Public Distribution System(TPDS), Food Security:Antodaya Anna Yojana(AAY), Food Security:Targeted Public Distribution System (Only APL), Food Security:Targeted Public Distribution System (Only BPL), Houses constructed - IAY, Houses constructed - EWS/LIG, SC Families Assisted, Pumps sets energized

### **23. PUNJAB**

#### **Very Good**

Individual Swarozgaries Assisted - SGSY, Food Security:Targeted Public Distribution System (Only BPL), Slipped back habitations and habitations with water quality problems addressed-ARWSP, ICDS Blocks Operational (Cum.), Anganwadis Functional (Cum.), Area Covered under Plantation ( Public and Forest Lands), Seedlings Planted ( Public and Forest Lands), Road Constructed- PMGSY

#### **Good**

Electricity supplied

#### **Poor**

SHGs provided income generating activities, Food Security:Targeted Public Distribution System(TPDS), Food Security:Antodaya Anna Yojana(AAY), Food Security:Targeted Public Distribution System (Only APL), Houses constructed - IAY, Habitations covered (NC and PC) - ARWSP, SC Families Assisted

### **24. RAJASTHAN**

#### **Very Good**

Food Security:Targeted Public Distribution System(TPDS), Food Security:Antodaya Anna Yojana(AAY), Food Security:Targeted Public Distribution System (Only APL), Food Security:Targeted Public Distribution System (Only BPL), Houses constructed - IAY, ICDS Blocks Operational (Cum.), Anganwadis Functional (Cum.), Area Covered under Plantation ( Public and Forest Lands), Seedlings Planted ( Public and Forest Lands), Road Constructed- PMGSY, Electricity supplied

#### **Good**

SC Families Assisted, Pumps sets energized

#### **Poor**

Individual Swarozgaries Assisted - SGSY, SHGs provided income generating activities, Houses constructed - EWS/LIG, Habitations covered (NC and PC) - ARWSP, Slipped back habitations and habitations with water quality problems addressed-ARWSP, Villages Electrified - RGGVY

## **Table - C (Contd..)**

### **25. SIKKIM**

#### **Very Good**

Individual Swarozgaries Assisted - SGSY, Food Security:Targeted Public Distribution System(TPDS), Food Security:Antodaya Anna Yojana(AAY), Food Security:Targeted Public Distribution System (Only APL), Food Security:Targeted Public Distribution System (Only BPL), Houses constructed - IAY, Houses constructed - EWS/LIG, ICDS Blocks Operational (Cum.), Anganwadis Functional (Cum.), Urban Poor Families Assisted under Seven Point Charter, Road Constructed- PMGSY

#### **Good**

SHGs provided income generating activities

#### **Poor**

Slipped back habitations and habitations with water quality problems addressed-ARWSP, SC Families Assisted, Area Covered under Plantation ( Public and Forest Lands), Seedlings Planted ( Public and Forest Lands), Villages Electrified - RGGVY, Electricity supplied

### **26. TAMIL NADU**

#### **Very Good**

Food Security:Targeted Public Distribution System(TPDS), Food Security:Antodaya Anna Yojana(AAY), Food Security:Targeted Public Distribution System (Only APL), Food Security:Targeted Public Distribution System (Only BPL), Houses constructed - IAY, Houses constructed - EWS/LIG, SC Families Assisted, ICDS Blocks Operational (Cum.), Anganwadis Functional (Cum.), Urban Poor Families Assisted under Seven Point Charter, Road Constructed- PMGSY, Pumps sets energized, Electricity supplied

#### **Good**

Individual Swarozgaries Assisted - SGSY, SHGs provided income generating activities

#### **Poor**

Slipped back habitations and habitations with water quality problems addressed-ARWSP, Area Covered under Plantation ( Public and Forest Lands), Seedlings Planted ( Public and Forest Lands)

### **27. TRIPURA**

#### **Very Good**

Food Security:Antodaya Anna Yojana(AAY), Food Security:Targeted Public Distribution System (Only BPL), ICDS Blocks Operational (Cum.), Anganwadis Functional (Cum.), Urban Poor Families Assisted under Seven Point Charter

#### **Good**

Food Security:Targeted Public Distribution System(TPDS), Food Security:Targeted Public Distribution System (Only APL), Electricity supplied

#### **Poor**

Individual Swarozgaries Assisted - SGSY, SHGs provided income generating activities, Houses constructed - IAY, Houses constructed - EWS/LIG, Slipped back habitations and habitations with water quality problems addressed-ARWSP, SC Families Assisted, Area Covered under Plantation ( Public and Forest Lands), Seedlings Planted ( Public and Forest Lands), Road Constructed- PMGSY, Villages Electrified - RGGVY

### **28. UTTARAKHAND**

#### **Very Good**

Individual Swarozgaries Assisted - SGSY, SHGs provided income generating activities, Food Security:Targeted Public Distribution System(TPDS), Food Security:Antodaya Anna Yojana(AAY), Food Security:Targeted Public Distribution System (Only BPL), SC Families Assisted, ICDS Blocks Operational (Cum.), Area Covered under Plantation ( Public and Forest Lands), Seedlings Planted ( Public and Forest Lands), Road Constructed- PMGSY, Pumps sets energized, Electricity supplied

#### **Good**

Food Security:Targeted Public Distribution System (Only APL), Slipped back habitations and habitations with water quality problems addressed-ARWSP

#### **Poor**

Houses constructed - IAY, Habitations covered (NC and PC) - ARWSP, Anganwadis Functional (Cum.), Villages Electrified - RGGVY

## **Table - C (Contd..)**

### **29. UTTAR PRADESH**

#### **Very Good**

Individual Swarozgaries Assisted - SGSY, Food Security:Targeted Public Distribution System(TPDS), Food Security:Antodaya Anna Yojana(AAY), Food Security:Targeted Public Distribution System (Only APL), Food Security:Targeted Public Distribution System (Only BPL), ICDS Blocks Operational (Cum.), Anganwadis Functional (Cum.), Area Covered under Plantation ( Public and Forest Lands), Seedlings Planted ( Public and Forest Lands), Road Constructed- PMGSY

#### **Good**

SHGs provided income generating activities, Slipped back habitations and habitations with water quality problems addressed-ARWSP

#### **Poor**

Houses constructed - IAY, SC Families Assisted, Pumps sets energized, Electricity supplied

### **30. WEST BENGAL**

#### **Very Good**

Individual Swarozgaries Assisted - SGSY, Food Security:Targeted Public Distribution System(TPDS), Food Security:Targeted Public Distribution System (Only APL), Food Security:Targeted Public Distribution System (Only BPL), Houses constructed - IAY, ICDS Blocks Operational (Cum.), Anganwadis Functional (Cum.), Road Constructed- PMGSY, Villages Electrified - RGGVY, Electricity supplied

#### **Good**

Food Security:Antodaya Anna Yojana(AAY)

#### **Poor**

SHGs provided income generating activities, Houses constructed - EWS/LIG, Slipped back habitations and habitations with water quality problems addressed-ARWSP, SC Families Assisted, Area Covered under Plantation ( Public and Forest Lands), Seedlings Planted ( Public and Forest Lands), Pumps sets energized

### **31. ANDAMAN AND NICOBAR ISLANDS**

#### **Very Good**

Individual Swarozgaries Assisted - SGSY, SHGs provided income generating activities, ICDS Blocks Operational (Cum.), Anganwadis Functional (Cum.), Area Covered under Plantation ( Public and Forest Lands), Seedlings Planted ( Public and Forest Lands)

#### **Poor**

Food Security:Targeted Public Distribution System(TPDS), Food Security:Antodaya Anna Yojana(AAY), Food Security:Targeted Public Distribution System (Only APL), Food Security:Targeted Public Distribution System (Only BPL), Houses constructed - IAY, Slipped back habitations and habitations with water quality problems addressed-ARWSP, Electricity supplied

### **32. CHANDIGARH**

#### **Very Good**

Food Security:Targeted Public Distribution System(TPDS), Food Security:Targeted Public Distribution System (Only APL), Food Security:Targeted Public Distribution System (Only BPL), SC Families Assisted, ICDS Blocks Operational (Cum.), Anganwadis Functional (Cum.), Area Covered under Plantation ( Public and Forest Lands), Seedlings Planted ( Public and Forest Lands), Electricity supplied

#### **Poor**

Food Security:Antodaya Anna Yojana(AAY)

**Table - C (Contd..)**  
**33. DADRA AND NAGAR HAVELI**

**Very Good**

SHGs provided income generating activities, ICDS Blocks Operational (Cum.), Area Covered under Plantation ( Public and Forest Lands), Seedlings Planted ( Public and Forest Lands), Electricity supplied

**Good**

Anganwadis Functional (Cum.)

**Poor**

Individual Swarozgaries Assisted - SGSY, Food Security:Targeted Public Distribution System(TPDS), Food Security:Antodaya Anna Yojana(AAY), Food Security:Targeted Public Distribution System (Only APL), Food Security:Targeted Public Distribution System (Only BPL), Houses constructed - IAY

**34. DAMAN AND DIU**

**Very Good**

Individual Swarozgaries Assisted - SGSY, ICDS Blocks Operational (Cum.), Anganwadis Functional (Cum.), Seedlings Planted ( Public and Forest Lands)

**Good**

Electricity supplied

**Poor**

SHGs provided income generating activities, Food Security:Targeted Public Distribution System(TPDS), Food Security:Antodaya Anna Yojana(AAY), Food Security:Targeted Public Distribution System (Only APL), Food Security:Targeted Public Distribution System (Only BPL), Houses constructed - IAY, Area Covered under Plantation ( Public and Forest Lands)

**35. LAKSHADWEEP**

**Very Good**

SHGs provided income generating activities, Houses constructed - IAY, ICDS Blocks Operational (Cum.), Anganwadis Functional (Cum.), Electricity supplied

**Good**

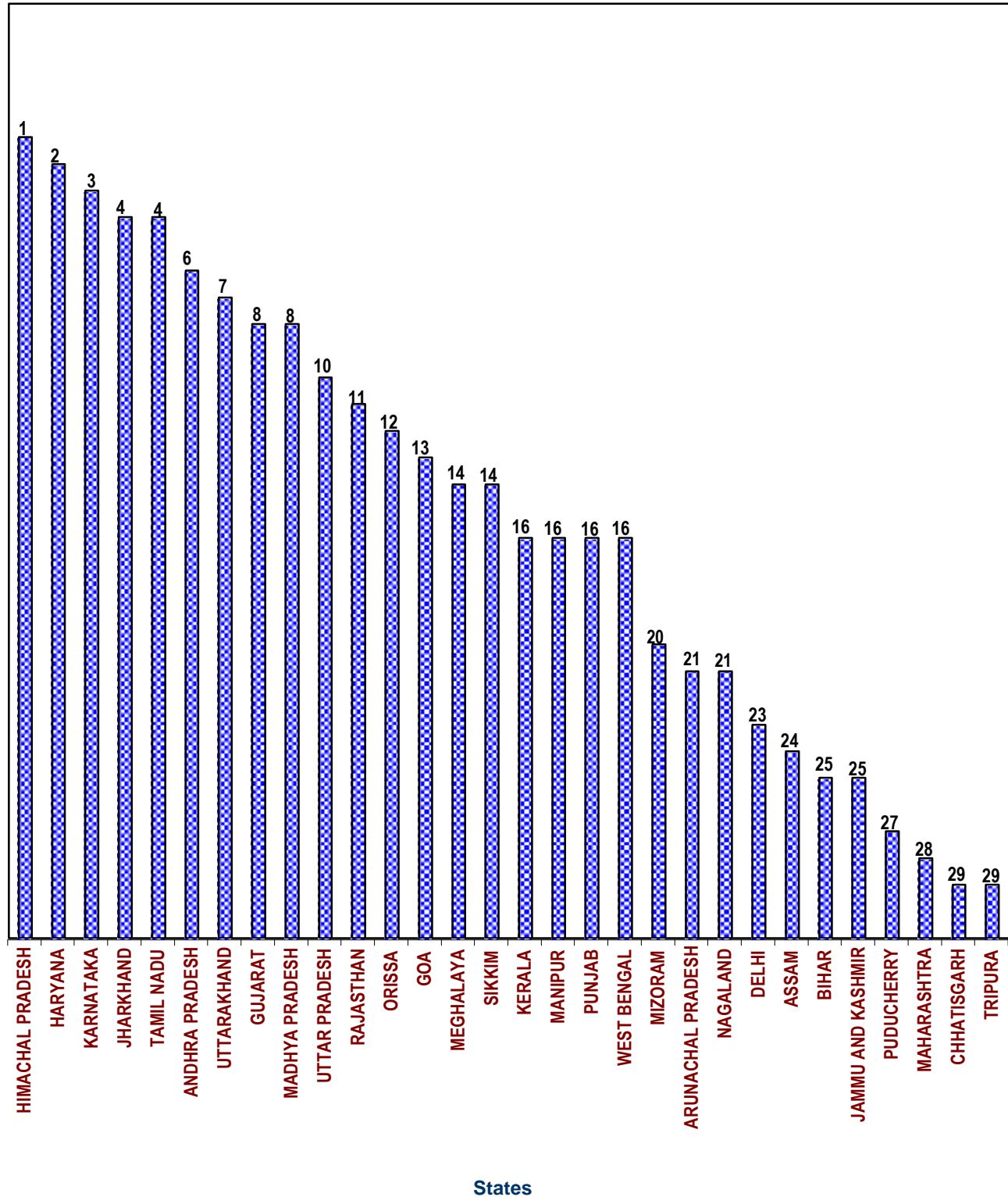
Seedlings Planted ( Public and Forest Lands)

**Poor**

Individual Swarozgaries Assisted - SGSY, Food Security:Targeted Public Distribution System(TPDS), Food Security:Antodaya Anna Yojana(AAY), Food Security:Targeted Public Distribution System (Only APL), Food Security:Targeted Public Distribution System (Only BPL), Area Covered under Plantation ( Public and Forest Lands)



## Ranking of States: During April-September, 2009



**Table - D**

**SCORE CARD AND RANKING OF STATES ACCORDING TO THEIR PERFORMANCE**  
**During the period April to September, 2009**

States	No. of Items/ Parameters	Max Score	Parameters in category				Total Marks	% Ach.	RANK
			A	B	C	D			
HIMACHAL PRADESH	17	51	16	1	0	0	50	98	1
HARYANA	17	51	13	1	3	0	44	86	2
KARNATAKA	18	54	14	0	4	0	46	85	3
JHARKHAND	16	48	12	0	4	0	40	83	4
TAMIL NADU	18	54	13	1	4	0	45	83	4
ANDHRA PRADESH	17	51	12	1	4	0	42	82	6
UTTARAKHAND	18	54	12	2	4	0	44	81	7
GUJARAT	18	54	12	1	5	0	43	80	8
MADHYA PRADESH	17	51	12	0	5	0	41	80	8
UTTAR PRADESH	16	48	10	2	4	0	38	79	10
RAJASTHAN	19	57	11	3	5	0	44	77	11
ORISSA	17	51	11	0	5	1	38	75	12
GOA	14	42	9	0	4	1	31	74	13
MEGHALAYA	16	48	8	1	7	0	33	69	14
SIKKIM	18	54	11	0	4	3	37	69	14
KERALA	17	51	9	0	7	1	34	67	16
MANIPUR	16	48	9	0	5	2	32	67	16
PUNJAB	16	48	8	0	8	0	32	67	16
WEST BENGAL	18	54	10	0	6	2	36	67	16
MIZORAM	16	48	9	0	4	3	31	65	20
ARUNACHAL PRADESH	16	48	7	1	7	1	30	62	21
NAGALAND	15	45	8	0	4	3	28	62	21
DELHI	12	36	6	0	4	2	22	61	23
ASSAM	18	54	9	0	5	4	32	59	24
BIHAR	16	48	6	0	10	0	28	58	25
JAMMU AND KASHMIR	16	48	7	0	7	2	28	58	25
PUDUCHERRY	15	45	6	0	7	2	25	56	27
MAHARASHTRA	17	51	6	0	10	1	28	55	28
CHHATISGARH	18	54	6	0	6	6	24	44	29
TRIPURA	18	54	5	0	9	4	24	44	29

**NORMS FOR RANKING**

The criteria for performance assessment of States is as follows:

	<b><u>Marks</u></b>
Category "A" Where the Achievement is 90% or above of the target	3
Category "B" Where the Achievement is above National Average	2
Category "C" Where the Achievement is below National Average	1
Category "D" Where their is NIL Performance	0

**Note:** For ranking of the states, the All-India Percent achievement is taken as the National Average.

**PART - II**

**TWENTY POINT PROGRAMME - 2006**

**ITEM-WISE PERFORMANCE TABLES**

Table - 1

## Employment generation under the NREG Scheme

Sl. State/UT No. Name		No. of job cards issued (Number) April,2009- September,2009	Employment generated (Number) April,2009- September,2009	Wages given (Rupees) April,2009- September,2009
(1)	(2)	(3)	(4)	(5)
1	ANDHRA PRADESH	6,03,398	26,50,17,607	21,39,29,00,000
2	ARUNACHAL PRADESH	0	0	0
3	ASSAM	3,95,076	3,03,82,000	2,43,73,79,000
4	BIHAR	11,63,783	4,84,20,000	4,38,39,06,000
5	CHHATISGARH	34,21,963	4,41,73,000	3,27,78,36,000
6	DELHI	0	0	0
7	GOA	4,519	25,454	28,07,000
8	GUJARAT	2,82,580	2,57,36,000	2,27,91,50,000
9	HARYANA	4,11,001	25,78,000	34,76,08,000
10	HIMACHAL PRADESH	9,05,218	1,11,20,700	1,21,83,33,700
11	JAMMU AND KASHMIR	82,458	40,44,779	35,09,95,000
12	JHARKHAND	1,47,576	3,87,24,202	3,85,18,81,677
13	KARNATAKA	9,00,172	4,10,11,000	4,00,68,04,000
14	KERALA	1,84,124	71,16,846	91,76,27,000
15	MADHYA PRADESH	1,05,85,017	12,00,30,000	1,01,69,72,600
16	MAHARASHTRA	54,50,260	2,20,40,000	2,17,56,22,000
17	MANIPUR	93,359	59,96,000	80,13,65,000
18	MEGHALAYA	3,24,812	40,80,000	41,44,37,000
19	MIZORAM	0	0	0
20	NAGALAND	3,16,000	1,48,00,000	1,75,45,05,000
21	ORISSA	1,26,588	1,59,81,000	1,47,14,91,000
22	PUDUCHERRY	0	4,15,345	2,88,01,000
23	PUNJAB	6,26,880	24,71,000	30,55,07,000
24	RAJASTHAN	87,52,388	31,73,40,000	27,56,73,41,000
25	SIKKIM	66,797	18,50,000	30,21,93,000
26	TAMIL NADU	3,11,865	12,08,57,700	9,66,93,73,700
27	TRIPURA	6,05,440	1,24,04,000	1,24,02,00,000
28	UTTARAKHAND	39,781	68,79,230	69,66,16,000
29	UTTAR PRADESH	14,73,329	12,43,52,656	12,42,87,80,600
30	WEST BENGAL	4,22,486	6,15,35,000	5,17,77,62,000
31	ANDAMAN AND NICOBAR ISLANDS	9,922	1,37,146	2,02,69,000
32	CHANDIGARH	0	0	0
33	DADRA AND NAGAR HAVELI	10,139	42,452	45,94,288
34	DAMAN AND DIU	0	0	0
35	LAKSHADWEEP	4,593	70,260	84,84,000
Grand Total		3,77,21,524	1,34,96,31,377	1,09,55,15,41,565

# Swaranjayanti Gram Swarojgar Yojana

## Individual Swarozgaries Assisted

% Achievement of Target

During April-September, 2009

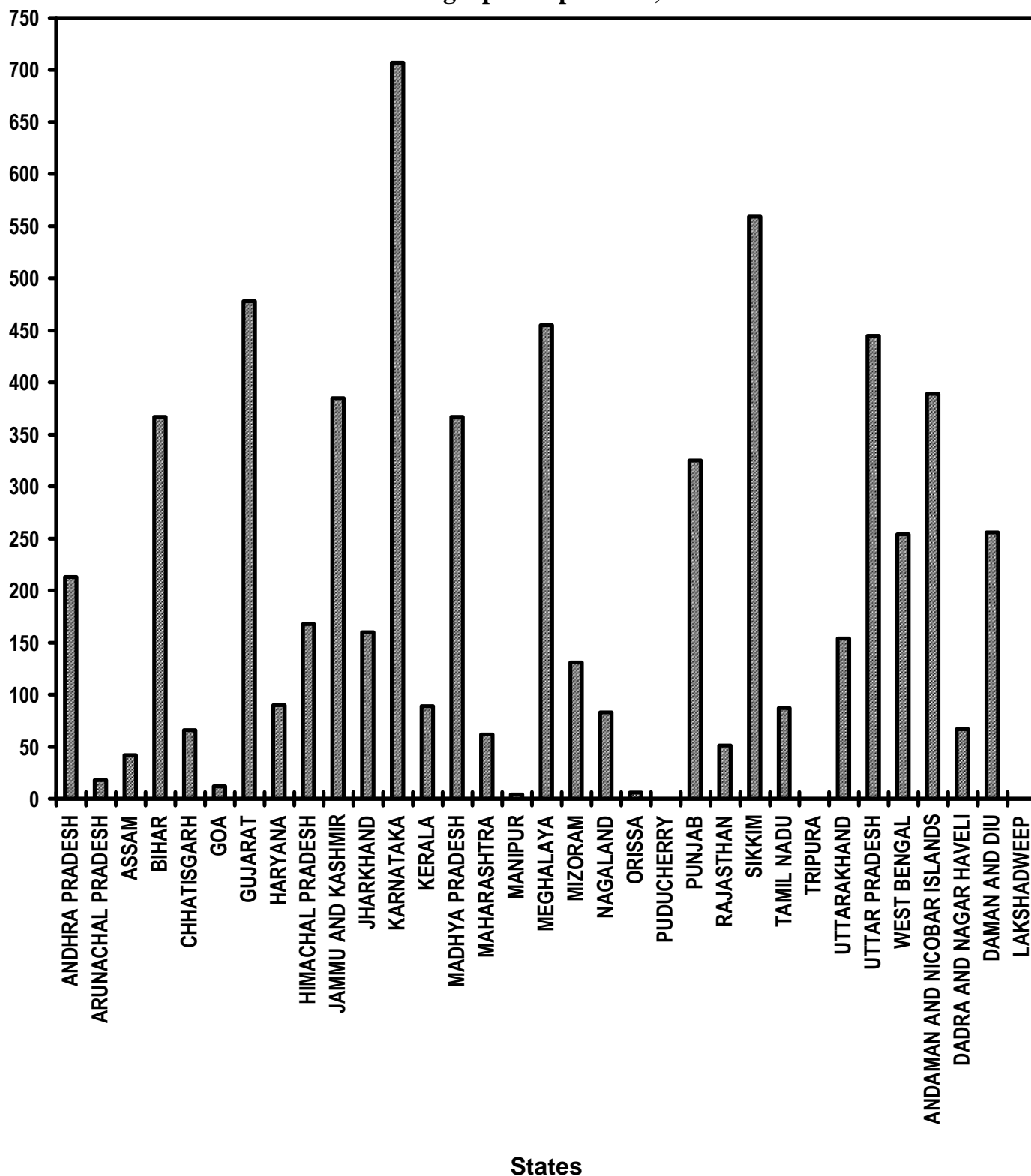


Table - 2 (A)

**Swaranjayanti Gram Swarojgar Yojana**  
**Individual Swarozgaries Assisted**  
**(Unit: Number)**

Sl. No.	State/UT Name	Target		Achievement April,2009- September,2009	Percent Achievement April,2009- September,2009
		2009-2010	April,2009- September,2009		
(1)	(2)	(3)	(4)	(5)	(5)/(4)
1	ANDHRA PRADESH	14,555	5,095	10,833	213
2	ARUNACHAL PRADESH	633	222	41	18
3	ASSAM	16,433	5,754	2,398	42
4	BIHAR	34,625	12,117	44,468	367
5	CHHATISGARH	7,690	2,691	1,774	66
6	GOA	211	76	9	12
7	GUJARAT	5,479	1,917	9,165	478
8	HARYANA	3,224	1,128	1,014	90
9	HIMACHAL PRADESH	1,357	474	794	168
10	JAMMU AND KASHMIR	1,681	588	2,263	385
11	JHARKHAND	13,056	4,569	7,296	160
12	KARNATAKA	10,990	3,849	27,198	707
13	KERALA	4,932	1,728	1,534	89
14	MADHYA PRADESH	16,477	5,766	21,183	367
15	MAHARASHTRA	21,726	7,602	4,697	62
16	MANIPUR	1,102	384	17 *	4
17	MEGHALAYA	1,234	432	1,967	455
18	MIZORAM	286	99	130 *	131
19	NAGALAND	846	294	245 *	83
20	ORISSA	16,649	5,826	359	6
21	PUDUCHERRY	251	90	0	0
22	PUNJAB	1,567	546	1,775	325
23	RAJASTHAN	8,346	2,919	1,492	51
24	SIKKIM	316	111	621	559
25	TAMIL NADU	12,871	4,506	3,922	87
26	TRIPURA	1,989	696	0	0
27	UTTARAKHAND	2,624	918	1,413	154
28	UTTAR PRADESH	49,848	17,445	77,560	445
29	WEST BENGAL	18,502	6,474	16,438	254
30	ANDAMAN AND NICOBAR ISLANDS	25	9	35	389
31	DADRA AND NAGAR HAVELI	25	9	6	67
32	DAMAN AND DIU	25	9	23	256
33	LAKSHADWEEP	25	9	0	0
<b>Grand Total</b>		<b>2,69,600</b>	<b>94,352</b>	<b>2,40,670</b>	<b>255</b>

**Very Good:(90% or above of targets)**

ANDHRA PRADESH, BIHAR, GUJARAT, HARYANA, HIMACHAL PRADESH, JAMMU AND KASHMIR, JHARKHAND, KARNATAKA, MADHYA PRADESH, MEGHALAYA, MIZORAM, PUNJAB, SIKKIM, UTTARAKHAND, UTTAR PRADESH, WEST BENGAL, ANDAMAN AND NICOBAR ISLANDS, DAMAN AND DIU

**Good:(Between 80% to 90% targets)**

KERALA, NAGALAND, TAMIL NADU

**Poor:(Below 80% of targets)**

ARUNACHAL PRADESH, ASSAM, CHHATISGARH, GOA, MAHARASHTRA, MANIPUR, ORISSA, PUDUCHERRY, RAJASTHAN, TRIPURA, DADRA AND NAGAR HAVELI, LAKSHADWEEP

\* Figures furnished by Ministry of Rural Development

Table - 2 (B)

## Swaranjayanti Gram Swarojgar Yojana (SGSY)

Sl. No.	State/UT Name	Individual SC Swarozgaries Assisted (Number)	Individual ST Swarozgaries Assisted (Number)	Individual Women Swarozgaries Assisted (Number)	Individual Disabled Swarozgaries Assisted (Number)
		April,2009-September,2009	April,2009-September,2009	April,2009-September,2009	April,2009-September,2009
(1)	(2)	(3)	(4)	(5)	(6)
1	ANDHRA PRADESH	6,917	2,201	10,651	690
2	ARUNACHAL PRADESH	0	0	0	0
3	ASSAM	370	335	668	246
4	BIHAR	16,434	480	26,314	929
5	CHHATISGARH	294	747	106	21
6	GOA	1	1	7	0
7	GUJARAT	4,629	0	2,884	98
8	HARYANA	326	0	482	32
9	HIMACHAL PRADESH	1,721	174	2,738	44
10	JAMMU AND KASHMIR	125	193	319	5
11	JHARKHAND	1,339	3,313	914	55
12	KARNATAKA	10,660	3,145	23,594	361
13	KERALA	1,271	85	718	124
14	MADHYA PRADESH	4,642	6,623	8,889	694
15	MAHARASHTRA	1,220	877	1,368	287
16	MANIPUR	0	16	0	0
17	MEGHALAYA	0	2,338	985	0
18	MIZORAM	0	0	0	0
19	NAGALAND	0	69	31	3
20	ORISSA	94	135	54	40
21	PUDUCHERRY	0	0	0	0
22	PUNJAB	1,307	0	353	11
23	RAJASTHAN	528	307	760	16
24	SIKKIM	32	324	419	10
25	TAMIL NADU	1,523	73	2,219	1,529
26	TRIPURA	0	0	0	0
27	UTTARAKHAND	1,151	84	307	3
28	UTTAR PRADESH	45,845	101	37,508	1,247
29	WEST BENGAL	6,489	673	14,468	53
30	ANDAMAN AND NICOBAR ISLANDS	0	3	6	2
31	DADRA AND NAGAR HAVELI	0	0	0	0
32	DAMAN AND DIU	0	0	0	0
33	LAKSHADWEEP	0	12	5	0
Grand Total		1,06,918	22,309	1,36,767	6,500

**Table - 3(A)**

**Self Help Groups (SHG)**  
**(Unit: Number)**

		Formed under SGSY (Number) April,2009- September,2009
Sl. No.	State/UT Name	
(1)	(2)	(3)
1	ANDHRA PRADESH	78,000
2	ARUNACHAL PRADESH	0
3	ASSAM	7,660
4	BIHAR	12,230
5	CHHATISGARH	856
6	DELHI	0
7	GOA	11
8	GUJARAT	3,000
9	HARYANA	1,583
10	HIMACHAL PRADESH	914
11	JAMMU AND KASHMIR	281
12	JHARKHAND	3,709
13	KARNATAKA	2,896
14	KERALA	605
15	MADHYA PRADESH	5,927
16	MAHARASHTRA	9,136
17	MANIPUR	77
18	MEGHALAYA	360
19	MIZORAM	0
20	NAGALAND	122
21	ORISSA	3,481
22	PUDUCHERRY	42
23	PUNJAB	409
24	RAJASTHAN	1,092
25	SIKKIM	85
26	TAMIL NADU	6,480
27	TRIPURA	0
28	UTTARAKHAND	2,453
29	UTTAR PRADESH	21,368
30	WEST BENGAL	15,506
31	ANDAMAN AND NICOBAR ISLANDS	32
32	CHANDIGARH	0
33	DADRA AND NAGAR HAVELI	0
34	DAMAN AND DIU	0
35	LAKSHADWEEP	0
<b>Grand Total</b>		<b>1,78,315</b>



# Self Help Groups (SHG)

## To whom income generating activities provided

% Achievement of Target  
During April-September, 2009

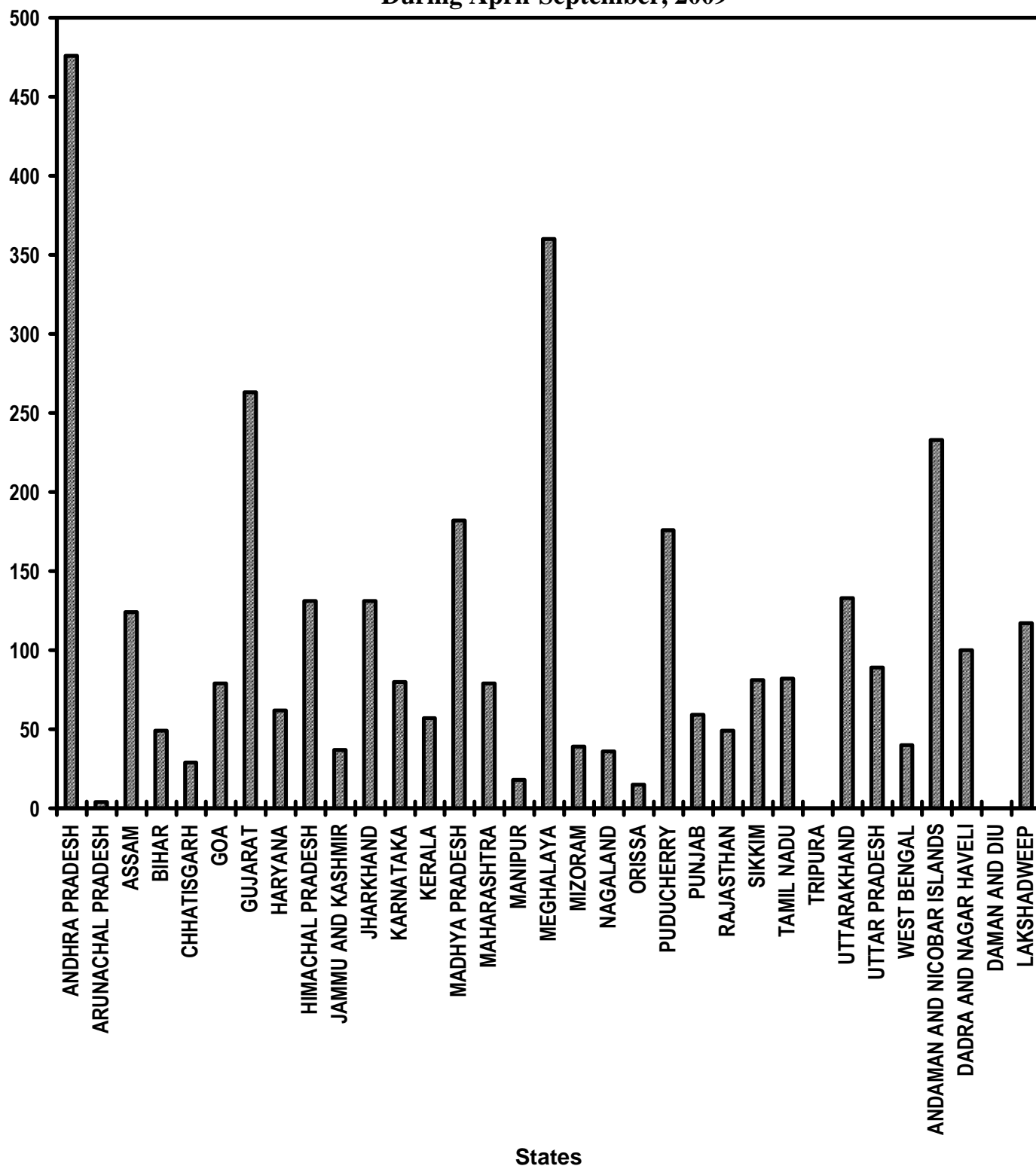


Table - 3(B)

**Self Help Groups (SHG)**  
**To whom income generating activities provided**  
**(Unit: Number)**

Sl. No.	State/UT Name	Target		Achievement April,2009- September,2009	Percent Achievement April,2009- September,2009
		2009-2010	April,2009- September,2009		
(1)	(2)	(3)	(4)	(5)	(5)/(4)
1	ANDHRA PRADESH	8,384	2,934	13,973	476
2	ARUNACHAL PRADESH	364	126	5	4
3	ASSAM	9,465	3,312	4,096	124
4	BIHAR	19,944	6,981	3,430	49
5	CHHATISGARH	4,429	1,548	447	29
6	GOA	121	42	33	79
7	GUJARAT	3,156	1,104	2,903	263
8	HARYANA	1,857	651	405	62
9	HIMACHAL PRADESH	781	273	357	131
10	JAMMU AND KASHMIR	968	339	124	37
11	JHARKHAND	7,520	2,631	3,435	131
12	KARNATAKA	6,330	2,217	1,782	80
13	KERALA	2,841	993	568	57
14	MADHYA PRADESH	9,491	3,324	6,052	182
15	MAHARASHTRA	12,514	4,380	3,454	79
16	MANIPUR	635	222	40	18
17	MEGHALAYA	711	249	897	360
18	MIZORAM	165	57	22 *	39
19	NAGALAND	487	168	60	36
20	ORISSA	9,590	3,354	497	15
21	PUDUCHERRY	144	51	90	176
22	PUNJAB	903	315	186 *	59
23	RAJASTHAN	4,807	1,680	821	49
24	SIKKIM	182	63	51	81
25	TAMIL NADU	7,413	2,595	2,139	82
26	TRIPURA	1,146	399	0	0
27	UTTARAKHAND	1,511	531	708	133
28	UTTAR PRADESH	28,713	10,050	8,942	89
29	WEST BENGAL	10,657	3,729	1,504	40
30	ANDAMAN AND NICOBAR ISLANDS	14	6	14	233
31	DADRA AND NAGAR HAVELI	14	6	6	100
32	DAMAN AND DIU	14	6	0	0
33	LAKSHADWEEP	14	6	7	117
<b>Grand Total</b>		<b>1,55,285</b>	<b>54,342</b>	<b>57,048</b>	<b>105</b>

**Very Good:(90% or above of targets)**

ANDHRA PRADESH, ASSAM, GUJARAT, HIMACHAL PRADESH, JHARKHAND, MADHYA PRADESH, MEGHALAYA, PUDUCHERRY, UTTARAKHAND, ANDAMAN AND NICOBAR ISLANDS, DADRA AND NAGAR HAVELI, LAKSHADWEEP

**Good:(Between 80% to 90% targets)**

KARNATAKA, SIKKIM, TAMIL NADU, UTTAR PRADESH

**Poor:(Below 80% of targets)**

ARUNACHAL PRADESH, BIHAR, CHHATISGARH, GOA, HARYANA, JAMMU AND KASHMIR, KERALA, MAHARASHTRA, MANIPUR, MIZORAM, NAGALAND, ORISSA, PUNJAB, RAJASTHAN, TRIPURA, WEST BENGAL, DAMAN AND DIU

\* Figures furnished by Ministry of Rural Development

**Table - 4 (A)**

**Distribution of waste land to the landless  
(Unit: Hectare)**

		<b>Total Land Distributed (Hectare) April,2009- September,2009</b>
<b>Sl. No.</b>	<b>State/UT Name</b>	
<b>(1)</b>	<b>(2)</b>	<b>(3)</b>
1	ANDHRA PRADESH	3,601
2	ARUNACHAL PRADESH	0
3	ASSAM	0
4	BIHAR	0
5	CHHATISGARH	24,567
6	DELHI	0
7	GOA	0
8	GUJARAT	5,340
9	HARYANA	0
10	JAMMU AND KASHMIR	0
11	JHARKHAND	78
12	KARNATAKA	0
13	KERALA	0
14	MADHYA PRADESH	0
15	MAHARASHTRA	0
16	MANIPUR	0
17	MEGHALAYA	0
18	MIZORAM	0
19	NAGALAND	0
20	ORISSA	138
21	PUDUCHERRY	0
22	PUNJAB	0
23	RAJASTHAN	0
24	SIKKIM	0
25	TAMIL NADU	307
26	TRIPURA	0
27	UTTARAKHAND	0
28	UTTAR PRADESH	3,710
29	WEST BENGAL	0
30	ANDAMAN AND NICOBAR ISLANDS	0
31	CHANDIGARH	0
32	DADRA AND NAGAR HAVELI	0
33	DAMAN AND DIU	0
34	LAKSHADWEEP	0
<b>Grand Total</b>		<b>37,741</b>

Table - 4 (B)

## Distribution of waste land to the landless

Sl. No.	State/UT Name	Land Distributed to SC (Hectare) April,2009- September,2009	Land Distributed to ST (Hectare) April,2009- September,2009	Land Distributed to Others (Hectare) April,2009- September,2009
		(3)	(4)	(5)
1	ANDHRA PRADESH	222	2,254	1,125
2	ARUNACHAL PRADESH	0	0	0
3	ASSAM	0	0	0
4	BIHAR	0	0	0
5	CHHATISGARH	4,197	11,761	8,610
6	DELHI	0	0	0
7	GOA	0	0	0
8	GUJARAT	1,023	613	3,703
9	HARYANA	0	0	0
10	JAMMU AND KASHMIR	0	0	0
11	JHARKHAND	7	51	17
12	KARNATAKA	0	0	0
13	KERALA	0	0	0
14	MADHYA PRADESH	0	0	0
15	MAHARASHTRA	0	0	0
16	MANIPUR	0	0	0
17	MEGHALAYA	0	0	0
18	MIZORAM	0	0	0
19	NAGALAND	0	0	0
20	ORISSA	36	26	76
21	PUDUCHERRY	0	0	0
22	PUNJAB	0	0	0
23	RAJASTHAN	0	0	0
24	SIKKIM	0	0	0
25	TAMIL NADU	88	1	218
26	TRIPURA	0	0	0
27	UTTARAKHAND	0	0	0
28	UTTAR PRADESH	2,064	59	1,587
29	WEST BENGAL	0	0	0
30	ANDAMAN AND NICOBAR ISLANDS	0	0	0
31	CHANDIGARH	0	0	0
32	DADRA AND NAGAR HAVELI	0	0	0
33	DAMAN AND DIU	0	0	0
34	LAKSHADWEEP	0	0	0
Grand Total		7,637	14,765	15,336

Table - 5(A)

## Minimum Wages Enforcement (including Farm Labour)

Sl. No.	State/UT Name	Agriculture and Farm Workers: Inspections made (Number)	Agriculture and Farm Workers: Irregularities detected (Number)	Agriculture and Farm Workers: Irregularities rectified (Number)
		April,2009-September,2009	April,2009-September,2009	April,2009-September,2009
(1)	(2)	(3)	(4)	(5)
1	ANDHRA PRADESH	0	0	0
2	ARUNACHAL PRADESH	0	0	0
3	ASSAM	0	0	0
4	BIHAR	54,058	8,110	8,056
5	CHHATISGARH	0	0	0
6	DELHI	0	0	0
7	GOA	0	0	0
8	GUJARAT	26,668	3,399	3,454
9	HARYANA	0	0	0
10	HIMACHAL PRADESH	0	0	0
11	JAMMU AND KASHMIR	0	0	0
12	JHARKHAND	0	0	0
13	KARNATAKA	0	0	0
14	KERALA	0	0	0
15	MADHYA PRADESH	0	0	0
16	MAHARASHTRA	0	0	0
17	MANIPUR	0	0	0
18	MEGHALAYA	9	0	0
19	MIZORAM	0	0	0
20	NAGALAND	0	0	0
21	ORISSA	7,197	4,722	3,916
22	PUDUCHERRY	0	0	0
23	PUNJAB	247	0	0
24	RAJASTHAN	846	1	0
25	SIKKIM	0	0	0
26	TAMIL NADU	0	0	0
27	TRIPURA	0	0	0
28	UTTARAKHAND	581	0	0
29	UTTAR PRADESH	0	0	0
30	WEST BENGAL	0	0	0
31	ANDAMAN AND NICOBAR ISLANDS	0	0	0
32	CHANDIGARH	0	0	0
33	DADRA AND NAGAR HAVELI	0	0	0
34	DAMAN AND DIU	0	0	0
35	LAKSHADWEEP	0	0	0
Grand Total		89,606	16,232	15,426

**Table - 5(B)**

**Minimum Wages Enforcement (including Farm Labour)**

**(Unit: Number)**

		<b>Agriculture and Farm Workers: Claims filed (Number) April,2009- September,2009</b>	<b>Agriculture and Farm Workers: Claims settled (Number) April,2009- September,2009</b>
<b>Sl. No.</b>	<b>State/UT Name</b>	<b>(3)</b>	<b>(4)</b>
1	ANDHRA PRADESH	0	0
2	ARUNACHAL PRADESH	0	0
3	ASSAM	0	0
4	BIHAR	2,467	2,687
5	CHHATISGARH	0	0
6	DELHI	0	0
7	GOA	0	0
8	GUJARAT	0	0
9	HARYANA	4	23
10	HIMACHAL PRADESH	0	0
11	JAMMU AND KASHMIR	0	0
12	JHARKHAND	0	0
13	KARNATAKA	0	0
14	KERALA	0	0
15	MADHYA PRADESH	0	0
16	MAHARASHTRA	0	0
17	MANIPUR	0	0
18	MEGHALAYA	0	0
19	MIZORAM	0	0
20	NAGALAND	0	0
21	ORISSA	0	0
22	PUDUCHERRY	0	0
23	PUNJAB	0	0
24	RAJASTHAN	4	1
25	SIKKIM	0	0
26	TAMIL NADU	0	0
27	TRIPURA	0	0
28	UTTARAKHAND	0	0
29	UTTAR PRADESH	0	0
30	WEST BENGAL	0	0
31	ANDAMAN AND NICOBAR ISLANDS	0	0
32	CHANDIGARH	0	0
33	DADRA AND NAGAR HAVELI	0	0
34	DAMAN AND DIU	0	0
35	LAKSHADWEEP	0	0
<b>Grand Total</b>		<b>2,475</b>	<b>2,711</b>

Table - 5(C)

## Minimum Wages Enforcement (including Farm Labour)

Sl. No.	State/UT Name	Agriculture and Farm Workers: Prosecution cases Pending (Number) April,2009-September,2009	Agriculture and Farm Workers: Prosecution cases filed (Number) April,2009-September,2009	Agriculture and Farm Workers: Prosecution cases decided (Number) April,2009-September,2009
		(3)	(4)	(5)
1	ANDHRA PRADESH	0	0	0
2	ARUNACHAL PRADESH	0	0	0
3	ASSAM	0	0	0
4	BIHAR	1,608	0	0
5	CHHATISGARH	0	0	0
6	DELHI	0	0	0
7	GOA	0	0	0
8	GUJARAT	5,252	13	65
9	HARYANA	2,653	0	0
10	HIMACHAL PRADESH	0	0	0
11	JAMMU AND KASHMIR	0	0	0
12	JHARKHAND	0	0	0
13	KARNATAKA	0	0	0
14	KERALA	0	0	0
15	MADHYA PRADESH	0	0	0
16	MAHARASHTRA	0	0	0
17	MANIPUR	0	0	0
18	MEGHALAYA	0	0	0
19	MIZORAM	0	0	0
20	NAGALAND	0	0	0
21	ORISSA	896	2	0
22	PUDUCHERRY	0	0	0
23	PUNJAB	0	0	0
24	RAJASTHAN	0	0	0
25	SIKKIM	0	0	0
26	TAMIL NADU	0	0	0
27	TRIPURA	0	0	0
28	UTTARAKHAND	0	0	0
29	UTTAR PRADESH	0	0	0
30	WEST BENGAL	0	0	0
31	ANDAMAN AND NICOBAR ISLANDS	0	0	0
32	CHANDIGARH	0	0	0
33	DADRA AND NAGAR HAVELI	0	0	0
34	DAMAN AND DIU	0	0	0
35	LAKSHADWEEP	0	0	0
Grand Total		10,409	15	65

# Food Security: Targeted Public Distribution System (APL+BPL+AAY)

## Off take

% Achievement of Target  
During April-September, 2009

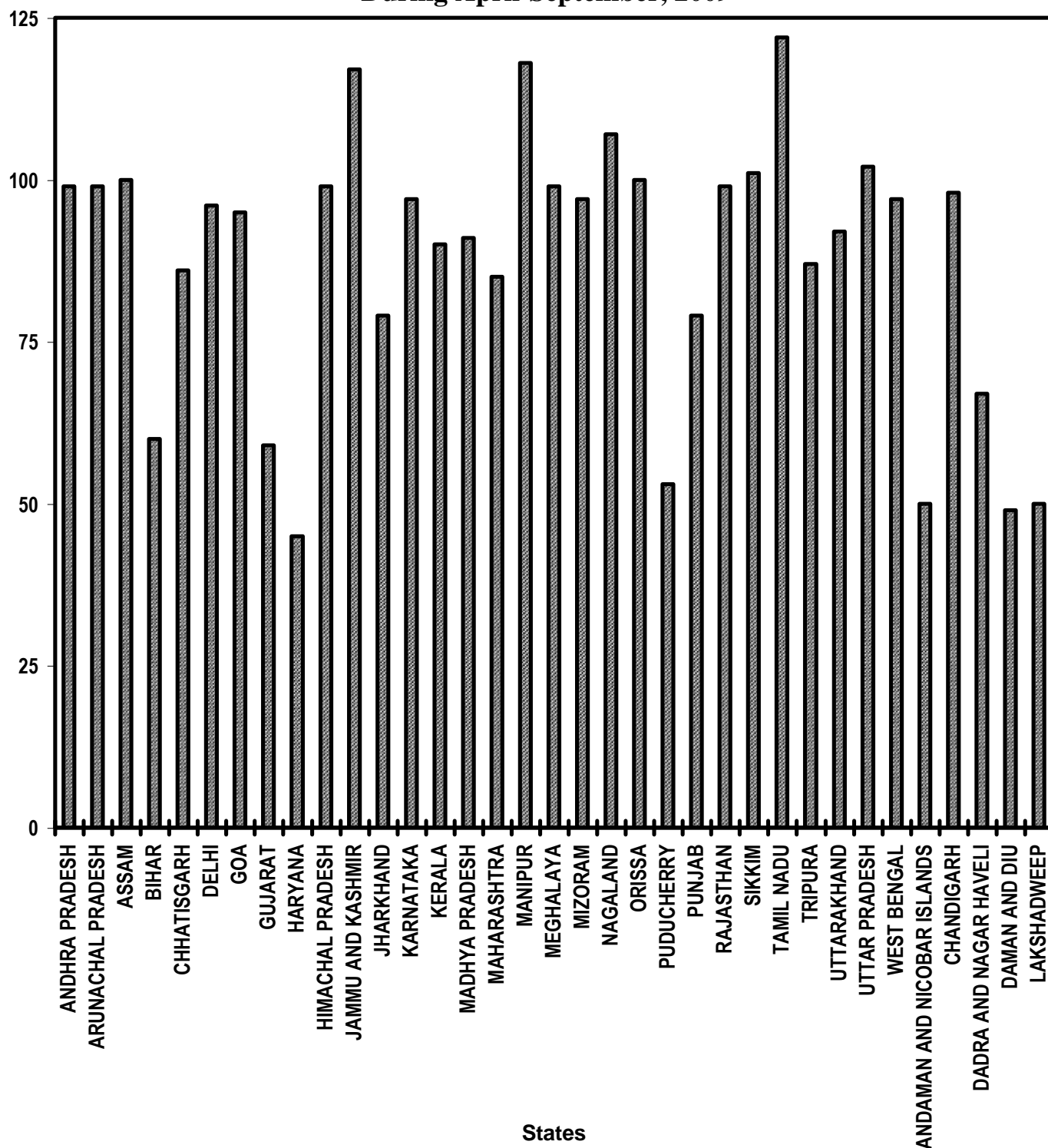




Table - 6(A)

## Food security-Targeted Public Distribution System (APL+BPL+AAY)

Sl. No.	State/UT Name	Allocation of Food Grains (Tonnes)	Off take (Tonnes)	Percentage of offtake w.r.t. Allocation of Food Grains
		April,2009-September,2009	April,2009-September,2009	
(1)	(2)	(3)	(4)	(5)
1	ANDHRA PRADESH	19,04,466	18,91,157	99
2	ARUNACHAL PRADESH	50,778	50,178	99
3	ASSAM	7,03,128	7,00,965	100
4	BIHAR	16,91,256	10,20,464	60
5	CHHATISGARH	5,45,976	4,70,597	86
6	DELHI	2,96,274	2,83,815	96
7	GOA	24,604	23,483	95
8	GUJARAT	8,09,244	4,81,340	59
9	HARYANA	4,90,236	2,22,087	45
10	HIMACHAL PRADESH	2,37,588	2,35,715	99
11	JAMMU AND KASHMIR	3,78,402	4,41,382	117
12	JHARKHAND	6,32,466	4,99,177	79
13	KARNATAKA	10,66,618	10,36,496	97
14	KERALA	6,88,302	6,20,410	90
15	MADHYA PRADESH	14,53,518	13,27,590	91
16	MAHARASHTRA	21,95,732	18,65,471	85
17	MANIPUR	55,958	65,970	118
18	MEGHALAYA	73,638	72,534	99
19	MIZORAM	41,454	40,303	97
20	NAGALAND	63,438	67,976	107
21	ORISSA	10,57,926	10,61,972	100
22	PUDUCHERRY	25,956	13,641	53
23	PUNJAB	6,06,960	4,81,726	79
24	RAJASTHAN	8,96,670	8,91,949	99
25	SIKKIM	22,110	22,244	101
26	TAMIL NADU	19,06,416	23,19,431	122
27	TRIPURA	1,51,002	1,31,091	87
28	UTTARAKHAND	2,07,126	1,90,845	92
29	UTTAR PRADESH	33,29,270	33,91,900	102
30	WEST BENGAL	16,68,272	16,16,867	97
31	ANDAMAN AND NICOBAR ISLANDS	15,636	7,819	50
32	CHANDIGARH	12,806	12,552	98
33	DADRA AND NAGAR HAVELI	4,440	2,973	67
34	DAMAN AND DIU	2,160	1,049	49
35	LAKSHADWEEP	2,304	1,145	50
Grand Total		2,33,12,130	2,15,64,314	93

Very Good:(90% or above of targets)

ANDHRA PRADESH, ARUNACHAL PRADESH, ASSAM, DELHI, GOA, HIMACHAL PRADESH, JAMMU AND KASHMIR, KARNATAKA, KERALA, MADHYA PRADESH, MANIPUR, MEGHALAYA, MIZORAM, NAGALAND, ORISSA, RAJASTHAN, SIKKIM, TAMIL NADU, UTTARAKHAND, UTTAR PRADESH, WEST BENGAL, CHANDIGARH

Good:(Between 80% to 90% targets)

CHHATISGARH, MAHARASHTRA, TRIPURA

Poor:(Below 80% of targets)

BIHAR, GUJARAT, HARYANA, JHARKHAND, PUDUCHERRY, PUNJAB, ANDAMAN AND NICOBAR ISLANDS, DADRA AND NAGAR HAVELI, DAMAN AND DIU, LAKSHADWEEP

# Food Security: Targeted Public Distribution System (Only Antyodaya Anna Yojana)

## Off take

% Achievement of Target  
During April-September, 2009

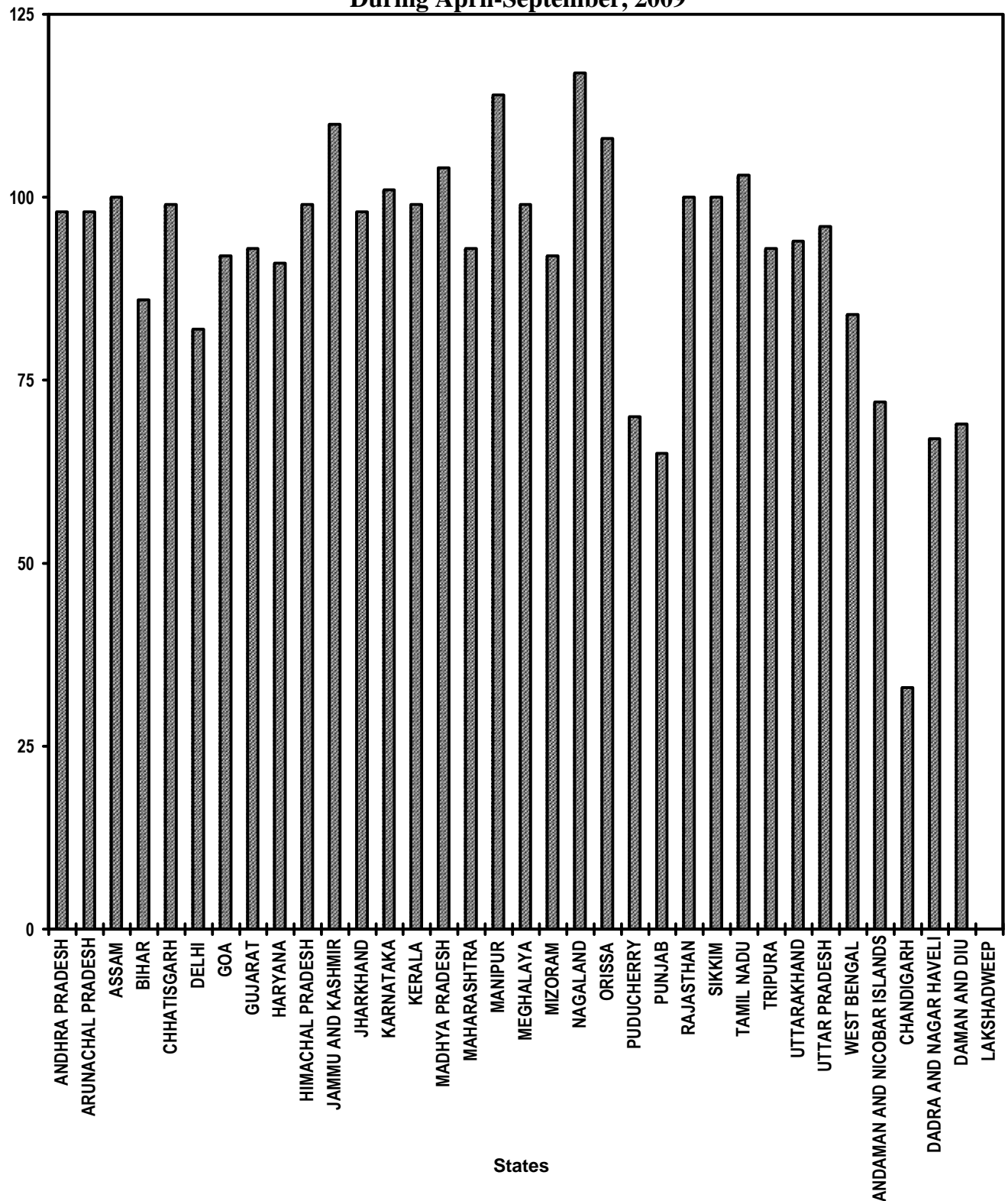


Table - 6(B)

## Food security-Targeted Public Distribution System (only AAY)

Sl. No.	State/UT Name	Allocation of Food Grains (Tonnes)	Off take (Tonnes)	Percentage of offtake w.r.t. Allocation of Food Grains
		April,2009-September,2009	April,2009-September,2009	
(1)	(2)	(3)	(4)	(5)
1	ANDHRA PRADESH	3,27,144	3,22,061	98
2	ARUNACHAL PRADESH	7,986	7,811	98
3	ASSAM	1,47,846	1,47,891	100
4	BIHAR	5,09,994	4,40,350	86
5	CHHATISGARH	1,50,972	1,48,869	99
6	DELHI	31,542	26,007	82
7	GOA	3,054	2,809	92
8	GUJARAT	1,70,040	1,58,347	93
9	HARYANA	61,410	55,958	91
10	HIMACHAL PRADESH	41,370	40,787	99
11	JAMMU AND KASHMIR	53,694	58,990	110
12	JHARKHAND	1,92,768	1,88,092	98
13	KARNATAKA	2,51,946	2,53,680	101
14	KERALA	1,25,130	1,23,547	99
15	MADHYA PRADESH	3,32,130	3,46,000	104
16	MAHARASHTRA	5,17,440	4,78,832	93
17	MANIPUR	13,362	15,280	114
18	MEGHALAYA	14,742	14,646	99
19	MIZORAM	5,460	5,042	92
20	NAGALAND	9,984	11,709	117
21	ORISSA	2,65,560	2,86,923	108
22	PUDUCHERRY	6,774	4,710	70
23	PUNJAB	37,680	24,560	65
24	RAJASTHAN	1,95,744	1,95,083	100
25	SIKKIM	3,466	3,469	100
26	TAMIL NADU	3,91,572	4,03,063	103
27	TRIPURA	23,760	21,979	93
28	UTTARAKHAND	31,758	29,828	94
29	UTTAR PRADESH	8,59,740	8,23,422	96
30	WEST BENGAL	3,10,842	2,62,542	84
31	ANDAMAN AND NICOBAR ISLANDS	900	652	72
32	CHANDIGARH	312	104	33
33	DADRA AND NAGAR HAVELI	1,098	732	67
34	DAMAN AND DIU	318	219	69
35	LAKSHADWEEP	246	0	0
Grand Total		50,97,784	49,03,994	96

Very Good:(90% or above of targets)

ANDHRA PRADESH, ARUNACHAL PRADESH, ASSAM, CHHATISGARH, GOA, GUJARAT, HARYANA, HIMACHAL PRADESH, JAMMU AND KASHMIR, JHARKHAND, KARNATAKA, KERALA, MADHYA PRADESH, MAHARASHTRA, MANIPUR, MEGHALAYA, MIZORAM, NAGALAND, ORISSA, RAJASTHAN, SIKKIM, TAMIL NADU, TRIPURA, UTTARAKHAND, UTTAR PRADESH

Good:(Between 80% to 90% targets)

BIHAR, DELHI, WEST BENGAL

Poor:(Below 80% of targets)

PUDUCHERRY, PUNJAB, ANDAMAN AND NICOBAR ISLANDS, CHANDIGARH, DADRA AND NAGAR HAVELI, DAMAN AND DIU, LAKSHADWEEP

# Food Security: Targeted Public Distribution System (Only APL)

## Off take

% Achievement of Target  
During April-September, 2009

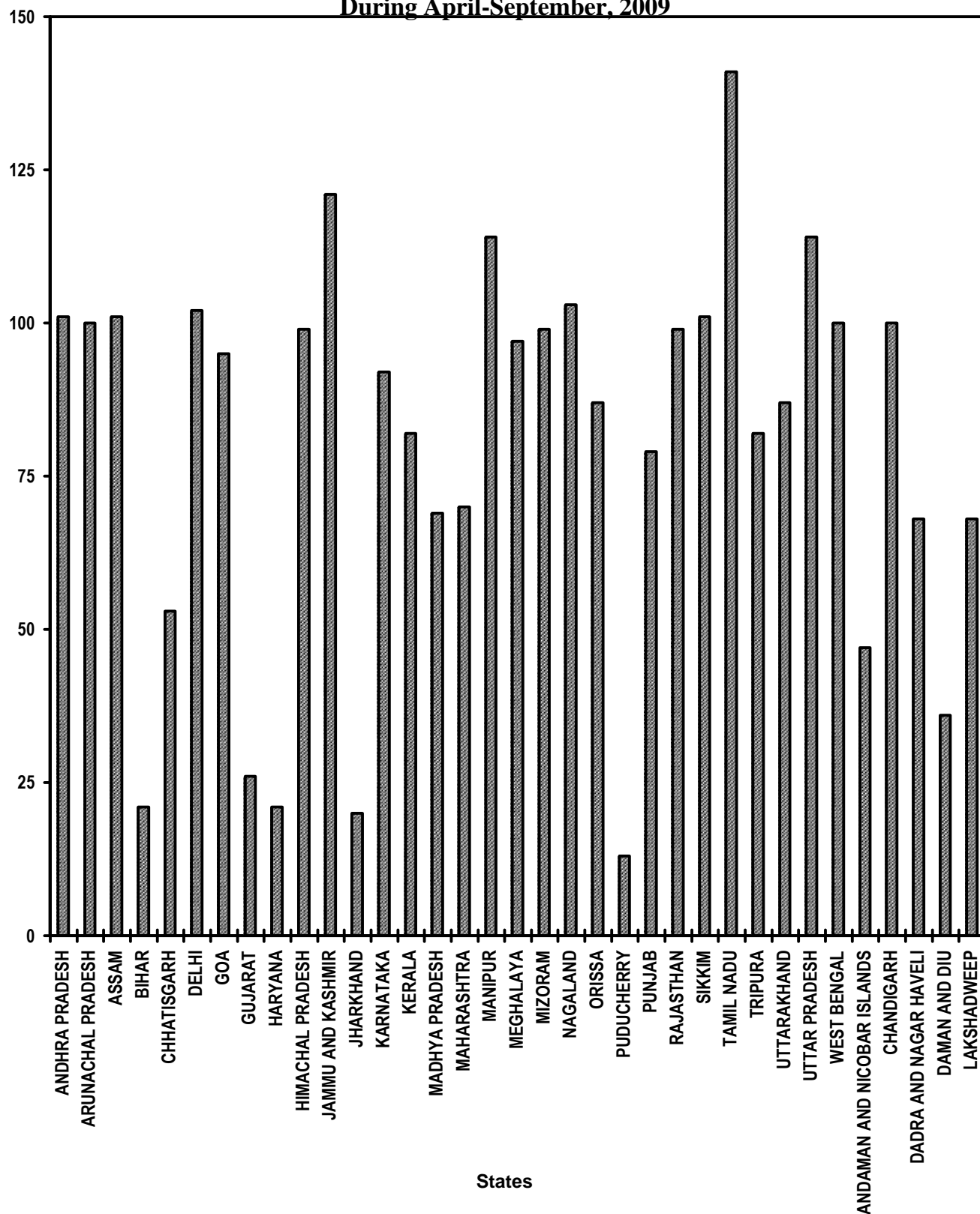


Table - 6(C)

## Food Security - Targeted Public Distribution System (Only APL)

Sl. No.	State/UT Name	Allocation of Food Grains (Tonnes)	Off take (Tonnes)	Percentage of offtake w.r.t. Allocation of Food Grains
		April,2009-September,2009	April,2009-September,2009	
(1)	(2)	(3)	(4)	(5)
1	ANDHRA PRADESH	10,51,278	10,56,974	101
2	ARUNACHAL PRADESH	30,030	30,043	100
3	ASSAM	3,17,670	3,16,298	101
4	BIHAR	3,21,360	68,205	21
5	CHHATISGARH	1,52,160	80,538	53
6	DELHI	2,10,384	2,15,431	102
7	GOA	18,820	17,943	95
8	GUJARAT	3,98,220	1,04,618	26
9	HARYANA	3,24,540	68,309	21
10	HIMACHAL PRADESH	1,29,648	1,28,464	99
11	JAMMU AND KASHMIR	2,23,860	2,69,994	121
12	JHARKHAND	1,29,720	25,888	20
13	KARNATAKA	4,09,480	3,75,506	92
14	KERALA	3,61,998	2,95,970	82
15	MADHYA PRADESH	5,87,280	4,06,497	69
16	MAHARASHTRA	8,23,580	5,74,640	70
17	MANIPUR	21,092	24,137	114
18	MEGHALAYA	35,208	34,235	97
19	MIZORAM	27,174	26,847	99
20	NAGALAND	37,398	38,405	103
21	ORISSA	2,09,580	1,83,122	87
22	PUDUCHERRY	8,400	1,074	13
23	PUNJAB	5,08,692	4,01,793	79
24	RAJASTHAN	3,86,160	3,81,324	99
25	SIKKIM	12,990	13,156	101
26	TAMIL NADU	8,85,228	12,52,334	141
27	TRIPURA	89,052	72,963	82
28	UTTARAKHAND	1,02,540	89,585	87
29	UTTAR PRADESH	10,87,380	12,41,497	114
30	WEST BENGAL	5,80,640	5,83,465	100
31	ANDAMAN AND NICOBAR ISLANDS	12,216	5,692	47
32	CHANDIGARH	10,800	10,837	100
33	DADRA AND NAGAR HAVELI	1,080	733	68
34	DAMAN AND DIU	1,320	475	36
35	LAKSHADWEEP	1,680	1,145	68
Grand Total		95,08,658	83,98,137	88

Very Good:(90% or above of targets)

ANDHRA PRADESH, ARUNACHAL PRADESH, ASSAM, DELHI, GOA, HIMACHAL PRADESH, JAMMU AND KASHMIR, KARNATAKA, MANIPUR, MEGHALAYA, MIZORAM, NAGALAND, RAJASTHAN, SIKKIM, TAMIL NADU, UTTAR PRADESH, WEST BENGAL, CHANDIGARH

Good:(Between 80% to 90% targets)

KERALA, ORISSA, TRIPURA, UTTARAKHAND

Poor:(Below 80% of targets)

BIHAR, CHHATISGARH, GUJARAT, HARYANA, JHARKHAND, MADHYA PRADESH, MAHARASHTRA, PUDUCHERRY, PUNJAB, ANDAMAN AND NICOBAR ISLANDS, DADRA AND NAGAR HAVELI, DAMAN AND DIU, LAKSHADWEEP

# Food Security: Targeted Public Distribution System (Only BPL)

Off take

% Achievement of Target  
During April-September, 2009

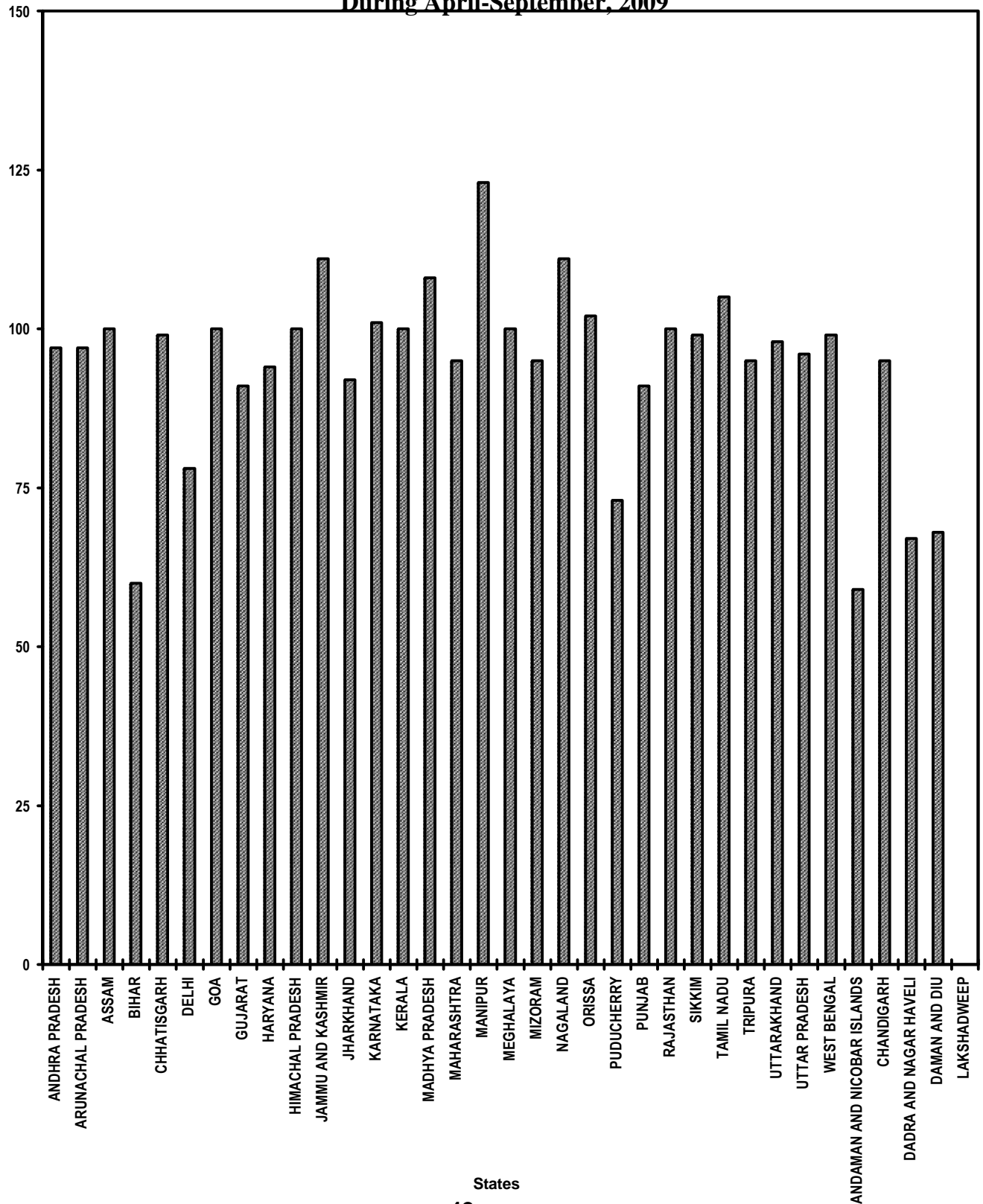


Table - 6(D)

## Food Security - Targeted Public Distribution System (Only BPL)

Sl. No.	State/UT Name	Allocation of Food Grains (Tonnes)	Off take (Tonnes)	Percentage of offtake w.r.t. Allocation of Food Grains
		April,2009-September,2009	April,2009-September,2009	
(1)	(2)	(3)	(4)	(5)
1	ANDHRA PRADESH	5,26,044	5,12,122	97
2	ARUNACHAL PRADESH	12,762	12,324	97
3	ASSAM	2,37,612	2,36,776	100
4	BIHAR	8,59,902	5,11,909	60
5	CHHATISGARH	2,42,844	2,41,190	99
6	DELHI	54,348	42,377	78
7	GOA	2,730	2,731	100
8	GUJARAT	2,40,984	2,18,375	91
9	HARYANA	1,04,286	97,820	94
10	HIMACHAL PRADESH	66,570	66,464	100
11	JAMMU AND KASHMIR	1,00,848	1,12,398	111
12	JHARKHAND	3,09,978	2,85,197	92
13	KARNATAKA	4,05,192	4,07,310	101
14	KERALA	2,01,174	2,00,893	100
15	MADHYA PRADESH	5,34,108	5,75,093	108
16	MAHARASHTRA	8,54,712	8,11,999	95
17	MANIPUR	21,504	26,553	123
18	MEGHALAYA	23,688	23,653	100
19	MIZORAM	8,820	8,414	95
20	NAGALAND	16,056	17,862	111
21	ORISSA	5,82,786	5,91,927	102
22	PUDUCHERRY	10,782	7,857	73
23	PUNJAB	60,588	55,373	91
24	RAJASTHAN	3,14,766	3,15,542	100
25	SIKKIM	5,652	5,619	99
26	TAMIL NADU	6,29,616	6,64,034	105
27	TRIPURA	38,190	36,149	95
28	UTTARAKHAND	72,828	71,452	98
29	UTTAR PRADESH	13,82,850	13,26,981	96
30	WEST BENGAL	7,76,790	7,70,860	99
31	ANDAMAN AND NICOBAR ISLANDS	2,520	1,475	59
32	CHANDIGARH	1,694	1,611	95
33	DADRA AND NAGAR HAVELI	2,262	1,508	67
34	DAMAN AND DIU	522	355	68
35	LAKSHADWEEP	378	0	0
Grand Total		87,06,386	82,62,203	95

Very Good:(90% or above of targets)

ANDHRA PRADESH, ARUNACHAL PRADESH, ASSAM, CHHATISGARH, GOA, GUJARAT, HARYANA, HIMACHAL PRADESH, JAMMU AND KASHMIR, JHARKHAND, KARNATAKA, KERALA, MADHYA PRADESH, MAHARASHTRA, MANIPUR, MEGHALAYA, MIZORAM, NAGALAND, ORISSA, PUNJAB, RAJASTHAN, SIKKIM, TAMIL NADU, TRIPURA, UTTARAKHAND, UTTAR PRADESH, WEST BENGAL, CHANDIGARH

Poor:(Below 80% of targets)

BIHAR, DELHI, PUDUCHERRY, ANDAMAN AND NICOBAR ISLANDS, DADRA AND NAGAR HAVELI, DAMAN AND DIU, LAKSHADWEEP

# Rural Housing - Indira Awaas Yojana

## Houses constructed

% Achievement of Target  
During April-September, 2009

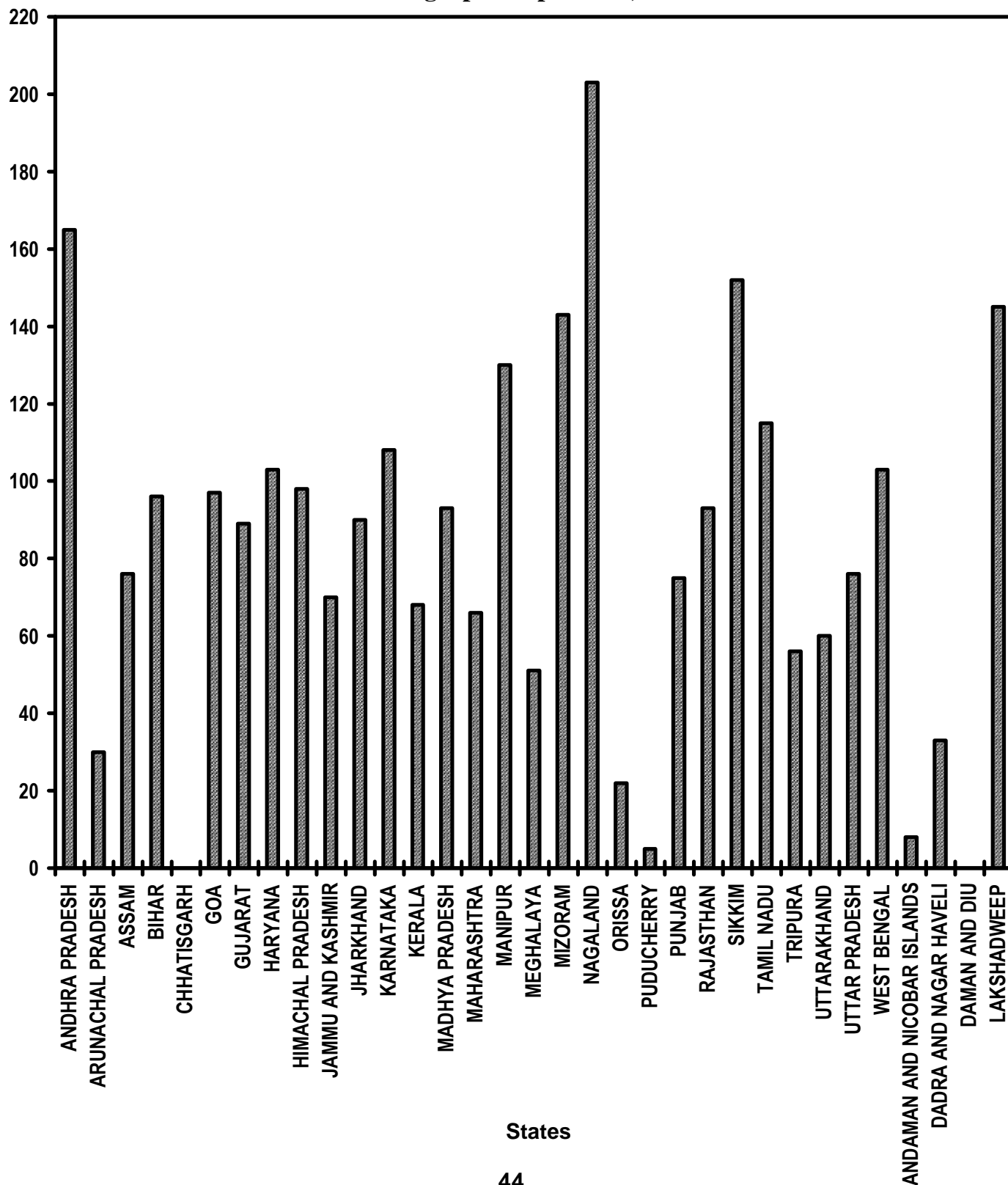




Table - 7

**Rural Housing - Indira Awaas Yojana**  
**Houses constructed**  
**(Unit: Number)**

Sl. No.	State/UT Name	Target		Achievement April,2009- September,2009	Percent Achievement April,2009- September,2009
		2009-2010	April,2009- September,2009		
(1)	(2)	(3)	(4)	(5)	(5)/(4)
1	ANDHRA PRADESH	3,71,982	1,11,594	1,84,377	165
2	ARUNACHAL PRADESH	10,873	3,261	990	30
3	ASSAM	2,40,446	72,135	55,158	76
4	BIHAR	10,98,001	3,29,400	3,17,452	96
5	CHHATISGARH	57,520	17,256	0	0
6	GOA	2,291	687	666	97
7	GUJARAT	1,82,429	54,729	48,736	89
8	HARYANA	25,611	7,683	7,889	103
9	HIMACHAL PRADESH	8,212	2,463	2,414	98
10	JAMMU AND KASHMIR	25,508	7,653	5,324	70
11	JHARKHAND	97,926	29,376	26,410	90
12	KARNATAKA	1,43,311	42,993	46,596	108
13	KERALA	79,695	23,910	16,256	68
14	MADHYA PRADESH	1,14,396	34,317	31,816	93
15	MAHARASHTRA	2,24,323	67,296	44,198	66
16	MANIPUR	9,439	2,832	3,690	130
17	MEGHALAYA	16,440	4,932	2,509	51
18	MIZORAM	3,504	1,053	1507 *	143
19	NAGALAND	10,878	3,264	6,612	203
20	ORISSA	2,15,715	64,716	14,208	22
21	PUDUCHERRY	1,370	411	20	5
22	PUNJAB	31,674	9,504	7,082	75
23	RAJASTHAN	91,670	27,501	25,477	93
24	SIKKIM	2,080	624	946	152
25	TAMIL NADU	1,48,928	44,679	51,387	115
26	TRIPURA	21,182	6,354	3,584	56
27	UTTARAKHAND	22,476	6,741	4,034	60
28	UTTAR PRADESH	4,93,156	1,47,948	1,12,868	76
29	WEST BENGAL	2,97,564	89,271	91,818	103
30	ANDAMAN AND NICOBAR ISLANDS	2,750	825	68	8
31	DADRA AND NAGAR HAVELI	458	138	46	33
32	DAMAN AND DIU	205	63	0	0
33	LAKSHADWEEP	229	69	100	145
<b>Grand Total</b>		<b>40,52,242</b>	<b>12,15,678</b>	<b>11,14,238</b>	<b>92</b>

**Very Good:(90% or above of targets)**

ANDHRA PRADESH, BIHAR, GOA, HARYANA, HIMACHAL PRADESH, JHARKHAND, KARNATAKA, MADHYA PRADESH, MANIPUR, MIZORAM, NAGALAND, RAJASTHAN, SIKKIM, TAMIL NADU, WEST BENGAL, LAKSHADWEEP

**Good:(Between 80% to 90% targets)**

GUJARAT

**Poor:(Below 80% of targets)**

ARUNACHAL PRADESH, ASSAM, CHHATISGARH, JAMMU AND KASHMIR, KERALA, MAHARASHTRA, MEGHALAYA, ORISSA, PUDUCHERRY, PUNJAB, TRIPURA, UTTARAKHAND, UTTAR PRADESH, ANDAMAN AND NICOBAR ISLANDS, DADRA AND NAGAR HAVELI, DAMAN AND DIU

\* Figures furnished by Ministry of Rural Development

# EWS/LIG Houses in Urban Areas

**Houses constructed**  
**% Achievement of Target**  
**During April-September, 2009**

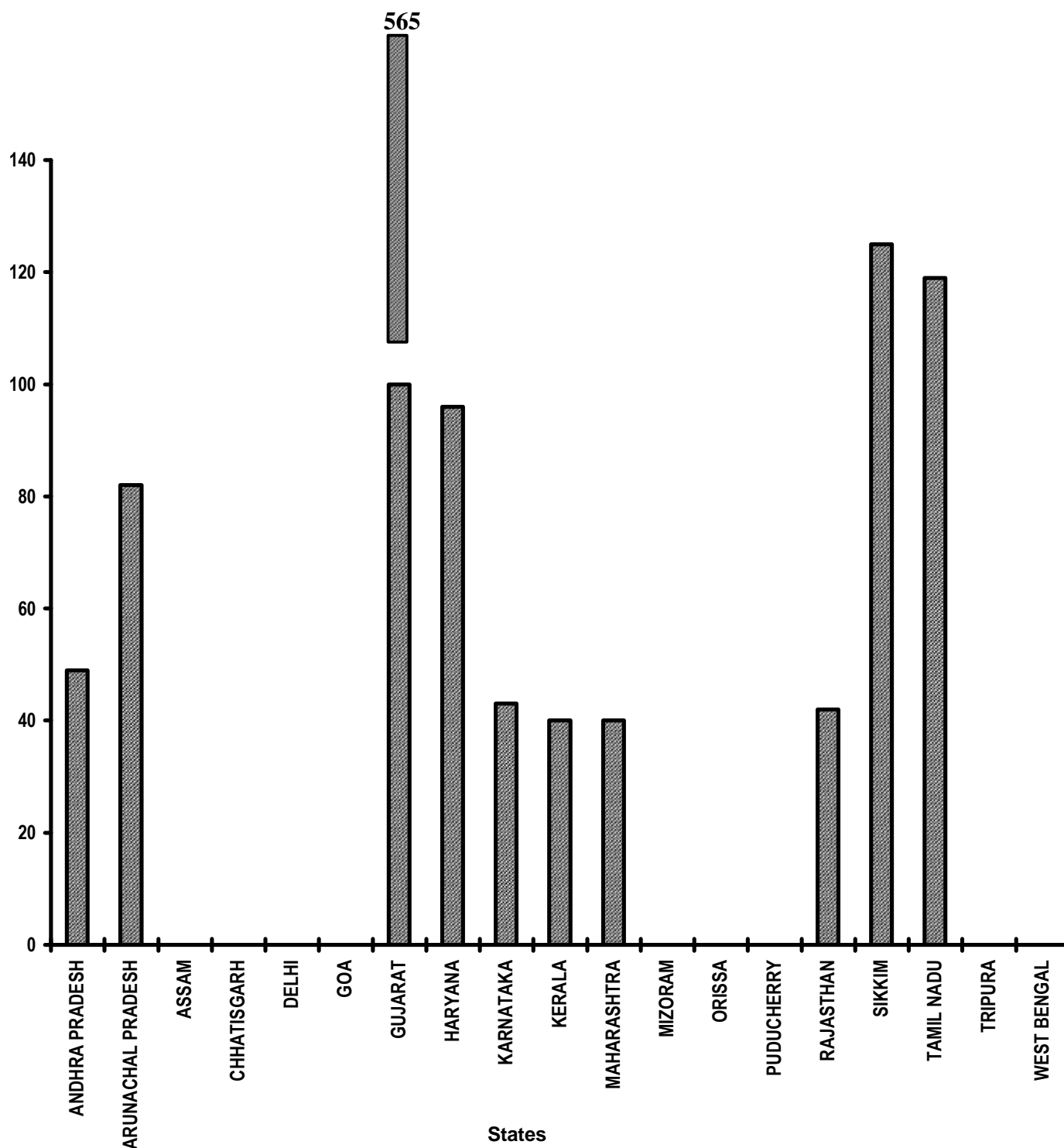


Table - 8

**EWS/LIG Houses in Urban Areas**  
**Houses constructed**  
**(Unit: Number)**

Sl. No.	State/UT Name	Target		Achievement April,2009- September,2009	Percent Achievement April,2009- September,2009
		2009-2010	April,2009- September,2009		
(1)	(2)	(3)	(4)	(5)	(5)/(4)
1	ANDHRA PRADESH	90,000	45,000	22,180	49
2	ARUNACHAL PRADESH	100	50	41	82
3	ASSAM	293	144	0	0
4	CHHATISGARH	10,000	5,000	0	0
5	DELHI	6,896	3,448	0	0
6	GOA	130	64	0	0
7	GUJARAT	10,000	5,000	28,272	565
8	HARYANA	701	350	336	96
9	KARNATAKA	10,000	4,998	2,170	43
10	KERALA	2,200	1,098	436	40
11	MAHARASHTRA	14,033	7,014	2,794	40
12	MIZORAM	1,512	756	0	0
13	ORISSA	208	104	0	0
14	PUDUCHERRY	233	114	0	0
15	RAJASTHAN	2,288	1,140	475	42
16	SIKKIM	25	12	15	125
17	TAMIL NADU	10,000	5,000	5,925	118
18	TRIPURA	456	228	0	0
19	WEST BENGAL	632	314	0	0
<b>Grand Total</b>		<b>1,59,707</b>	<b>79,834</b>	<b>62,644</b>	<b>78</b>

Very Good:(90% or above of targets)

GUJARAT, HARYANA, SIKKIM, TAMIL NADU

Good:(Between 80% to 90% targets)

ARUNACHAL PRADESH

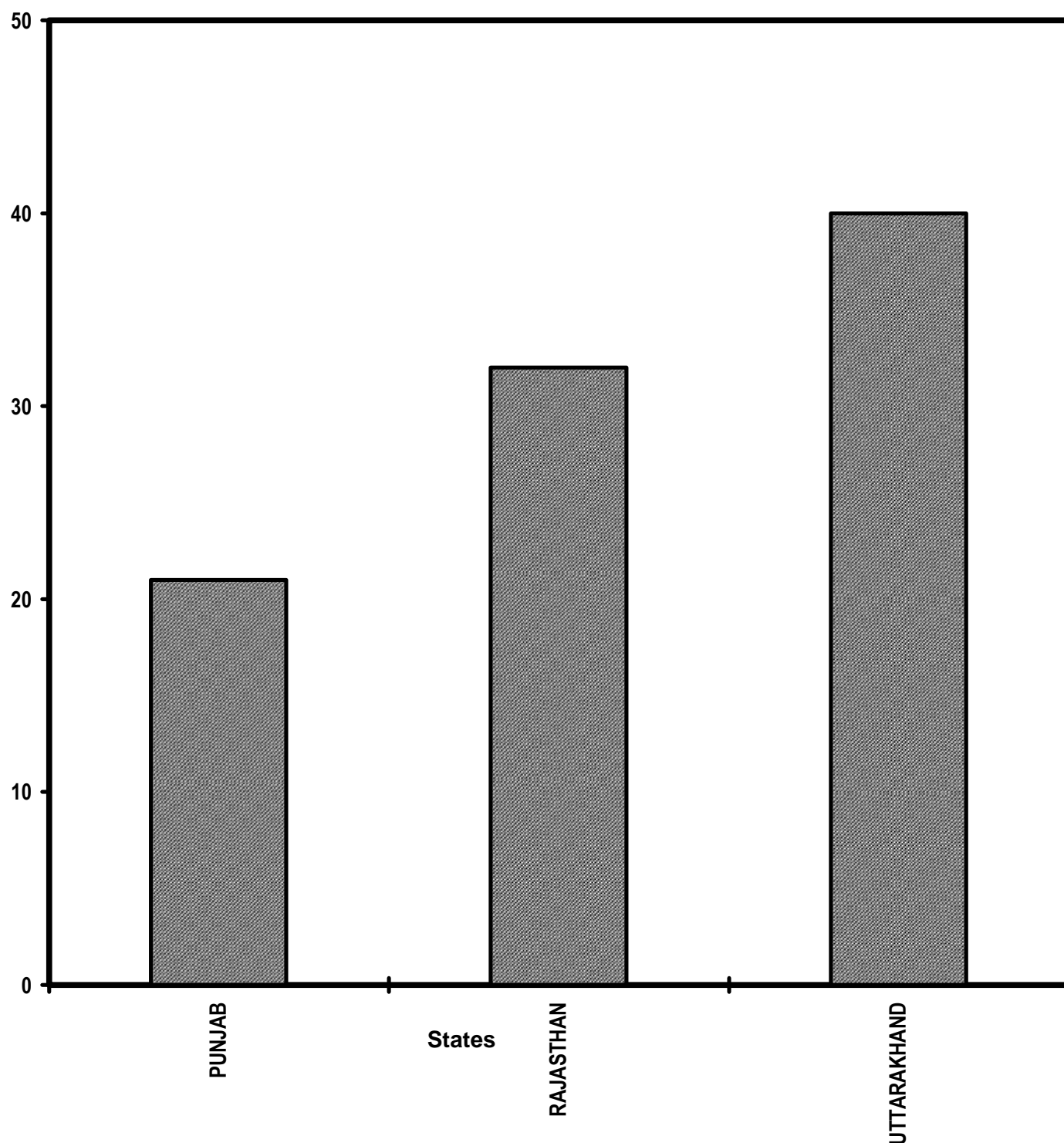
Poor:(Below 80% of targets)

ANDHRA PRADESH, ASSAM, CHHATISGARH, DELHI, GOA, KARNATAKA, KERALA, MAHARASHTRA, MIZORAM, ORISSA, PUDUCHERRY, RAJASTHAN, TRIPURA, WEST BENGAL

# **Rural Areas - Accelerated Rural Water Supply Programme**

## **Habitations covered (NC and PC)**

**% Achievement of Target  
During April-September, 2009**



**Table - 9(A)**

**Rural Areas - Accelerated Rural Water Supply Programme**  
**Habitations covered (NC and PC)**  
**(Unit: Number)**

Sl. No. State/UT Name		Target		Achievement	Percent
		2009-2010	April,2009- September,2009	April,2009- September,2009	April,2009- September,2009
(1)	(2)	(3)	(4)	(5)	(5)/(4)
1	PUNJAB	296	89	19	21
2	RAJASTHAN	406	122	39	32
3	UTTARAKHAND	46	15	6	40
<i>Grand Total</i>		748	226	64	28

*Poor:(Below 80% of targets)*

PUNJAB, RAJASTHAN, UTTARAKHAND

# Rural Areas - Accelerated Rural Water Supply Programme

## Slipped back habitations and habitations with water quality problems addressed

% Achievement of Target  
During April-September, 2009

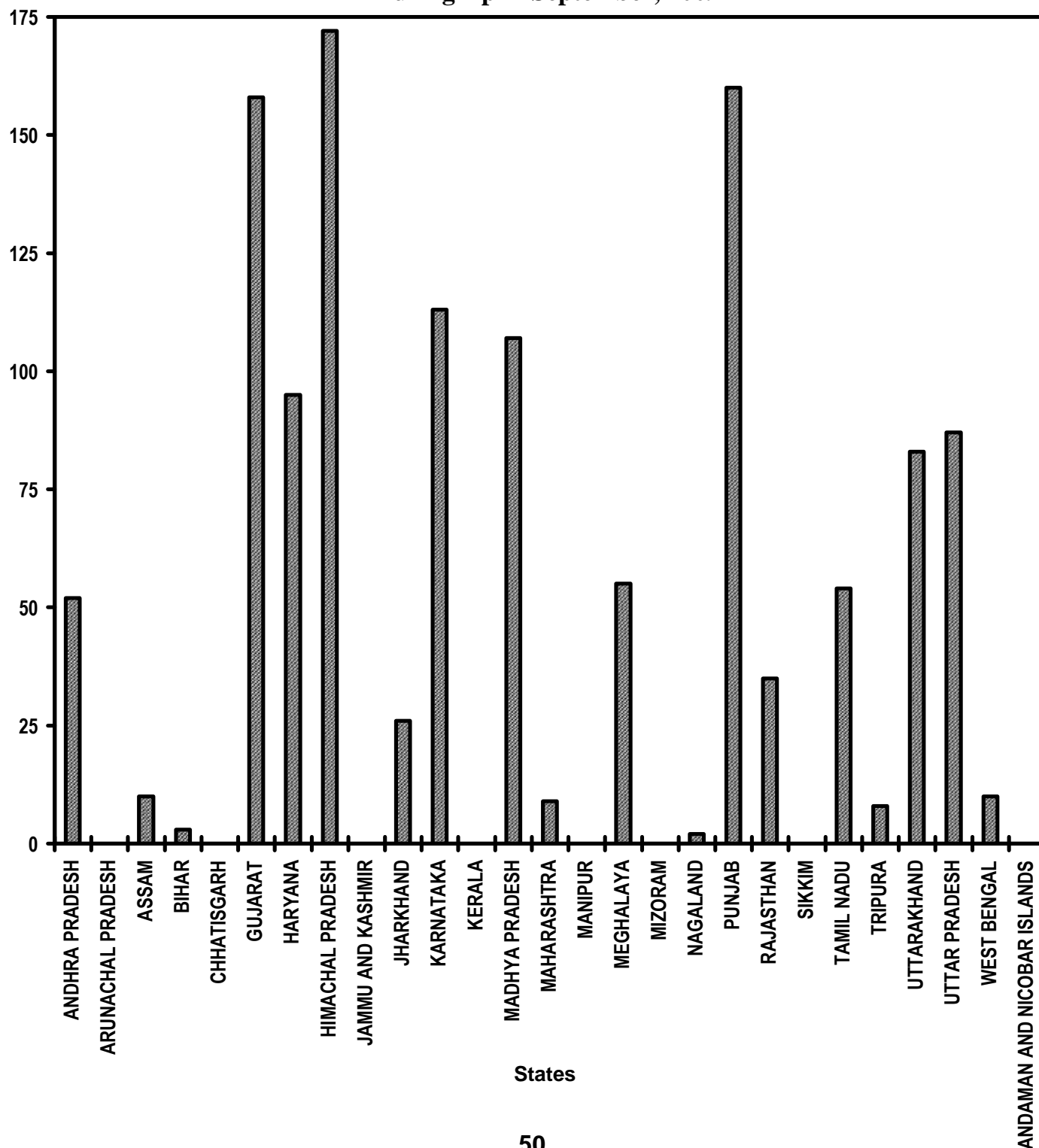


Table - 9(B)

**Rural Areas - Accelerated Rural Water Supply Programme**  
**Slipped back habitations and habitations with water quality problems addressed-ARWSP**  
**(Unit: Number)**

Sl. No.	State/UT Name	Target		Achievement April,2009- September,2009	Percent Achievement April,2009- September,2009
		2009-2010	April,2009- September,2009		
(1)	(2)	(3)	(4)	(5)	(5)/(4)
1	ANDHRA PRADESH	8,500	2,550	1,320	52
2	ARUNACHAL PRADESH	2,400	720	0	0
3	ASSAM	23,000	6,900	701	10
4	BIHAR	44,015	13,204	395	3
5	CHHATISGARH	3,500	1,050	0	0
6	GUJARAT	1,396	419	664	158
7	HARYANA	950	286	272	95
8	HIMACHAL PRADESH	5,000	1,500	2,574	172
9	JAMMU AND KASHMIR	4,700	1,410	0	0
10	JHARKHAND	1,552	466	123	26
11	KARNATAKA	13,000	3,900	4,403	113
12	KERALA	395	118	0	0
13	MADHYA PRADESH	4,500	1,350	1,438	107
14	MAHARASHTRA	8,605	2,581	228	9
15	MANIPUR	730	219	0	0
16	MEGHALAYA	500	150	83	55
17	MIZORAM	300	90	0	0
18	NAGALAND	200	60	1	2
19	PUNJAB	1,506	452	721	160
20	RAJASTHAN	10,523	3,157	1,115	35
21	SIKKIM	300	90	0	0
22	TAMIL NADU	7,000	2,100	1,131	54
23	TRIPURA	3,132	939	72	8
24	UTTARAKHAND	1,164	350	289	83
25	UTTAR PRADESH	2,000	600	524	87
26	WEST BENGAL	9,093	2,728	265	10
27	ANDAMAN AND NICOBAR ISLANDS	42	13	0	0
<b>Grand Total</b>		<b>1,58,003</b>	<b>47,402</b>	<b>16,319</b>	<b>34</b>

**Very Good:(90% or above of targets)**

**GUJARAT, HARYANA, HIMACHAL PRADESH, KARNATAKA, MADHYA PRADESH, PUNJAB**

**Good:(Between 80% to 90% targets)**

**UTTARAKHAND, UTTAR PRADESH**

**Poor:(Below 80% of targets)**

**ANDHRA PRADESH, ARUNACHAL PRADESH, ASSAM, BIHAR, CHHATISGARH, JAMMU AND KASHMIR, JHARKHAND, KERALA, MAHARASHTRA, MANIPUR, MEGHALAYA, MIZORAM, NAGALAND, RAJASTHAN, SIKKIM, TAMIL NADU, TRIPURA, WEST BENGAL, ANDAMAN AND NICOBAR ISLANDS**

**Table - 10**

**Sanitation Programme in Rural Areas  
(Unit: Number)**

Sl. No.	State/UT Name	Individual Household latrines constructed (Number) April,2009-September,2009
(1)	(2)	(3)
1	ANDHRA PRADESH	4,27,729
2	ARUNACHAL PRADESH	5,340
3	ASSAM	1,27,067
4	BIHAR	4,09,204
5	CHHATISGARH	1,80,639
6	DELHI	0
7	GOA	0
8	GUJARAT	3,02,294
9	HARYANA	1,35,984
10	HIMACHAL PRADESH	1,91,064
11	JAMMU AND KASHMIR	4,524
12	JHARKHAND	1,73,686
13	KARNATAKA	3,35,383
14	KERALA	53,670
15	MADHYA PRADESH	6,07,970
16	MAHARASHTRA	3,68,747
17	MANIPUR	8,313
18	MEGHALAYA	12,187
19	MIZORAM	6,897
20	NAGALAND	1,549
21	ORISSA	1,93,959
22	PUDUCHERRY	208
23	PUNJAB	35,261
24	RAJASTHAN	2,43,992
25	SIKKIM	0
26	TAMIL NADU	3,61,707
27	TRIPURA	9,778
28	UTTARAKHAND	42,491
29	UTTAR PRADESH	5,06,551
30	WEST BENGAL	1,46,050
31	ANDAMAN AND NICOBAR ISLANDS	0
32	CHANDIGARH	0
33	DADRA AND NAGAR HAVELI	0
34	DAMAN AND DIU	0
35	LAKSHADWEEP	0
<b>Grand Total</b>		<b>48,92,244</b>



**Table - 11**

**Institutional Delivery  
(Unit: Number)**

		<b>Delivery in institutions (Number) April,2009- September,2009</b>
<b>Sl. No.</b>	<b>State/UT Name</b>	
<b>(1)</b>	<b>(2)</b>	<b>(3)</b>
1	ANDHRA PRADESH	6,72,255
2	ARUNACHAL PRADESH	2,804
3	ASSAM	1,72,945
4	BIHAR	1,48,173
5	CHHATISGARH	41,444
6	DELHI	84,435
7	GOA	9,950
8	GUJARAT	3,72,489
9	HARYANA	4,76,764
10	HIMACHAL PRADESH	27,284
11	JAMMU AND KASHMIR	72,944
12	JHARKHAND	1,38,911
13	KARNATAKA	4,38,591
14	KERALA	2,27,317
15	MADHYA PRADESH	5,96,892
16	MAHARASHTRA	5,88,751
17	MANIPUR	11,296
18	MEGHALAYA	9,335
19	MIZORAM	0
20	NAGALAND	1,168
21	ORISSA	2,52,283
22	PUDUCHERRY	18,490
23	PUNJAB	1,21,194
24	RAJASTHAN	5,71,543
25	SIKKIM	3,320
26	TAMIL NADU	5,39,818
27	TRIPURA	5,024
28	UTTARAKHAND	43,063
29	UTTAR PRADESH	10,57,917
30	WEST BENGAL	0
31	ANDAMAN AND NICOBAR ISLANDS	2,281
32	CHANDIGARH	9,320
33	DADRA AND NAGAR HAVELI	1,530
34	DAMAN AND DIU	1,237
35	LAKSHADWEEP	326
<b>Grand Total</b>		<b>67,21,094</b>

# SC Families Assisted

% Achievement of Target

During April-September, 2009

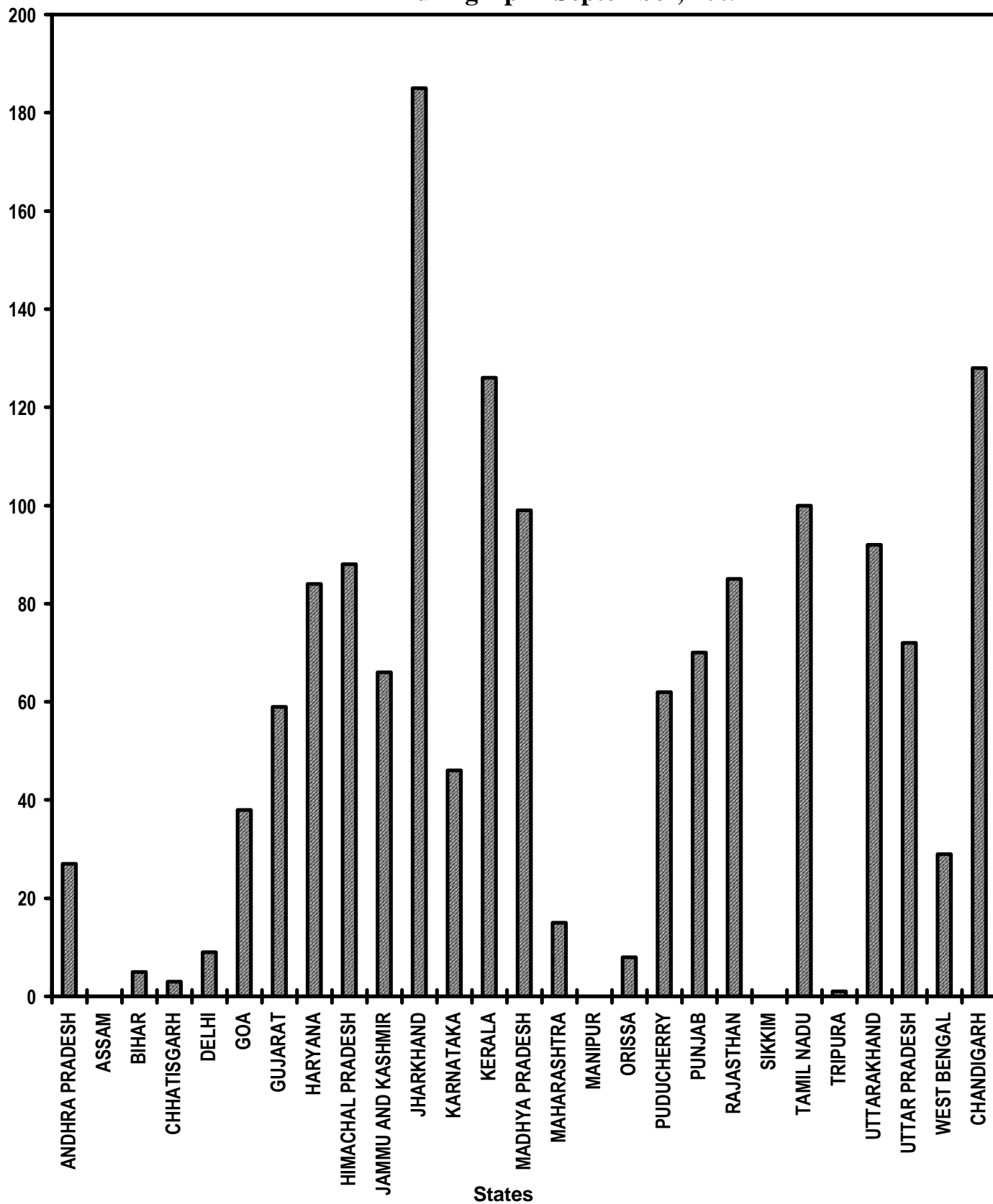


Table - 12

**SC Families Assisted**  
(Unit: Number)

Sl. No.	State/UT Name	Target *		Achievement April,2009- September,2009	Percent Achievement April,2009- September,2009
		2009-2010	April,2009- September,2009		
(1)	(2)	(3)	(4)	(5)	(5)/(4)
1	ANDHRA PRADESH	4,50,000	2,25,000	60,291	27
2	ASSAM	44,000	21,996	0	0
3	BIHAR	2,55,000	1,27,500	6,989	5
4	CHHATISGARH	3,75,000	1,87,500	4,728	3
5	DELHI	5,000	2,496	223	9
6	GOA	550	270	103	38
7	GUJARAT	1,40,000	69,996	41,596	59
8	HARYANA	88,500	44,250	36,980	84
9	HIMACHAL PRADESH	58,000	28,998	25,617	88
10	JAMMU AND KASHMIR	1,100	546	362	66
11	JHARKHAND	5,50,000	2,74,998	5,09,367	185
12	KARNATAKA	5,00,000	2,49,996	1,15,338	46
13	KERALA	33,000	16,500	20,756	126
14	MADHYA PRADESH	2,43,000	1,21,500	1,20,227	99
15	MAHARASHTRA	1,54,000	76,998	11,845	15
16	MANIPUR	550	270	0	0
17	ORISSA	72,600	36,300	2,838	8
18	PUDUCHERRY	5,000	2,496	1,552	62
19	PUNJAB	88,000	43,998	30,922	70
20	RAJASTHAN	4,12,000	2,05,998	1,74,397	85
21	SIKKIM	2,200	1,098	0	0
22	TAMIL NADU	9,00,000	4,50,000	4,50,514	100
23	TRIPURA	22,000	10,998	117	1
24	UTTARAKHAND	7,000	3,498	3,228	92
25	UTTAR PRADESH	2,57,000	1,28,496	92,385	72
26	WEST BENGAL	1,10,000	54,996	15,738	29
27	CHANDIGARH	700	348	444	128
<b>Grand Total</b>		<b>47,74,200</b>	<b>23,87,040</b>	<b>17,26,557</b>	<b>72</b>

Very Good:(90% or above of targets)

JHARKHAND, KERALA, MADHYA PRADESH, TAMIL NADU, UTTARAKHAND, CHANDIGARH

Good:(Between 80% to 90% targets)

HARYANA, HIMACHAL PRADESH, RAJASTHAN

Poor:(Below 80% of targets)

ANDHRA PRADESH, ASSAM, BIHAR, CHHATISGARH, DELHI, GOA, GUJARAT, JAMMU AND KASHMIR, KARNATAKA, MAHARASHTRA, MANIPUR, ORISSA, PUDUCHERRY, PUNJAB, SIKKIM, TRIPURA, UTTAR PRADESH, WEST BENGAL

\* Targets have not been received from the Ministry of Social Justice & Empowerment for the last two years i.e. for 2008-09 & 2009-10 so the target for the year 2007-08 has been repeated.

# Universalization of ICDS Scheme

## ICDS Blocks Operational (Cumulative)

% Achievement of Target  
During April-September, 2009

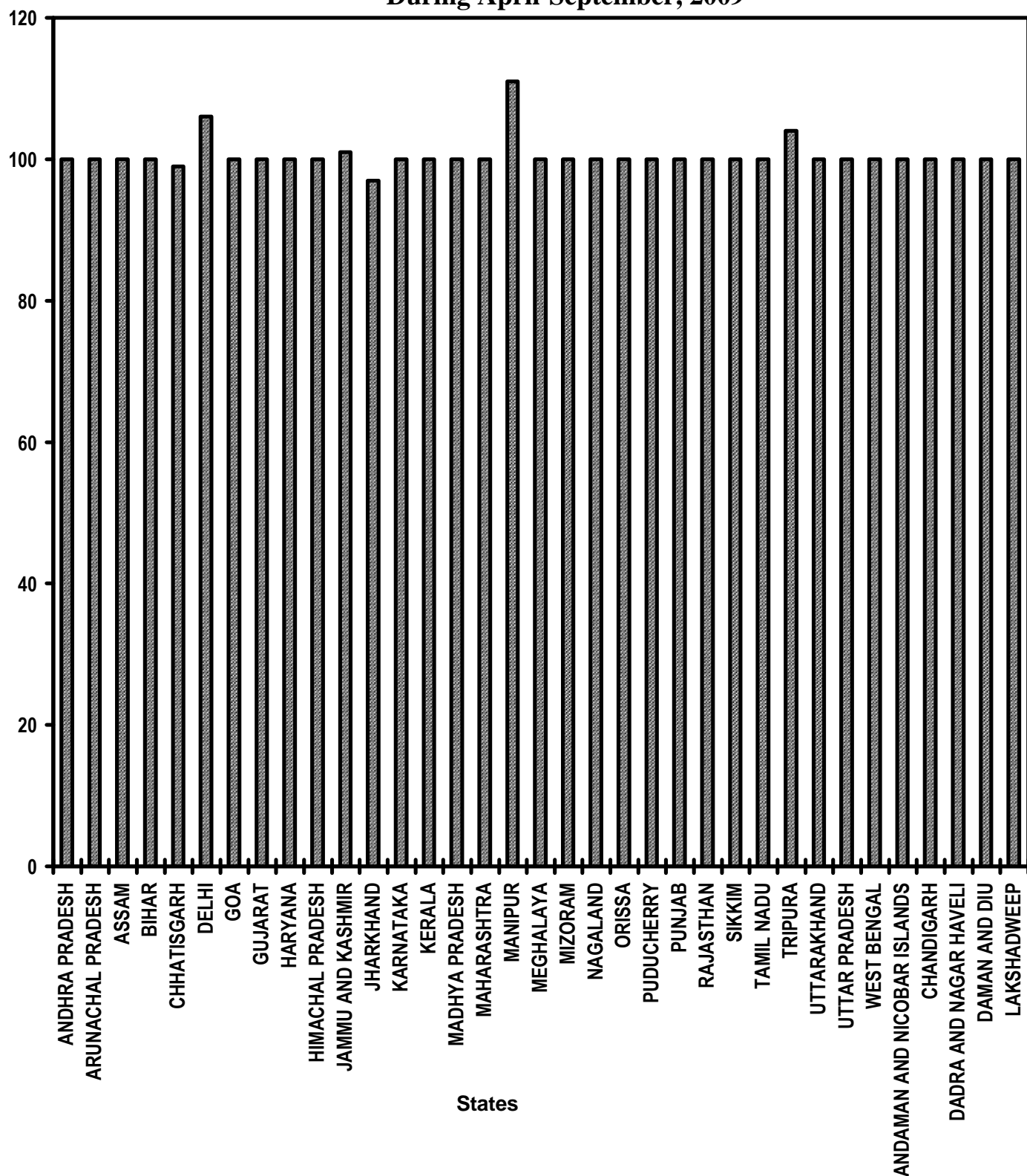


Table - 13

**Universalization of ICDS Scheme**  
**ICDS Blocks Operational (Cumulative)**  
**(Unit: Number)**

Sl. No.	State/UT Name	Target		Achievement April,2009- September,2009	Percent Achievement April,2009- September,2009
		2009-2010	April,2009- September,2009		
(1)	(2)	(3)	(4)	(5)	(5)/(4)
1	ANDHRA PRADESH	387	385	385	100
2	ARUNACHAL PRADESH	93	85	85	100
3	ASSAM	228	223	223	100
4	BIHAR	545	545	544	100
5	CHHATISGARH	343	163	161	99
6	DELHI	55	50	53	106
7	GOA	11	11	11	100
8	GUJARAT	336	260	260	100
9	HARYANA	148	137	137	100
10	HIMACHAL PRADESH	76	76	76	100
11	JAMMU AND KASHMIR	140	140	141	101
12	JHARKHAND	204	204	198	97
13	KARNATAKA	185	185	185	100
14	KERALA	258	163	163	100
15	MADHYA PRADESH	453	367	367	100
16	MAHARASHTRA	553	451	450	100
17	MANIPUR	42	38	42	111
18	MEGHALAYA	41	41	41	100
19	MIZORAM	27	23	23	100
20	NAGALAND	59	56	56	100
21	ORISSA	326	326	326	100
22	PUDUCHERRY	5	5	5	100
23	PUNJAB	154	148	148	100
24	RAJASTHAN	304	278	278	100
25	SIKKIM	13	11	11	100
26	TAMIL NADU	434	434	434	100
27	TRIPURA	54	54	56	104
28	UTTARAKHAND	105	99	99	100
29	UTTAR PRADESH	897	897	897	100
30	WEST BENGAL	576	416	414	100
31	ANDAMAN AND NICOBAR ISLANDS	5	5	5	100
32	CHANDIGARH	3	3	3	100
33	DADRA AND NAGAR HAVELI	2	2	2	100
34	DAMAN AND DIU	2	2	2	100
35	LAKSHADWEEP	9	5	5	100
<b>Grand Total</b>		<b>7,073</b>	<b>6,288</b>	<b>6,286</b>	<b>100</b>

**Very Good:(90% or above of targets)**

ANDHRA PRADESH, ARUNACHAL PRADESH, ASSAM, BIHAR, CHHATISGARH, DELHI, GOA, GUJARAT, HARYANA, HIMACHAL PRADESH, JAMMU AND KASHMIR, JHARKHAND, KARNATAKA, KERALA, MADHYA PRADESH, MAHARASHTRA, MANIPUR, MEGHALAYA, MIZORAM, NAGALAND, ORISSA, PUDUCHERRY, PUNJAB, RAJASTHAN, SIKKIM, TAMIL NADU, TRIPURA, UTTARAKHAND, UTTAR PRADESH, WEST BENGAL, ANDAMAN AND NICOBAR ISLANDS, CHANDIGARH, DADRA AND NAGAR HAVELI, DAMAN AND DIU, LAKSHADWEEP

# Functional Anganwadis

(Cumulative)

% Achievement of Target

During April-September, 2009

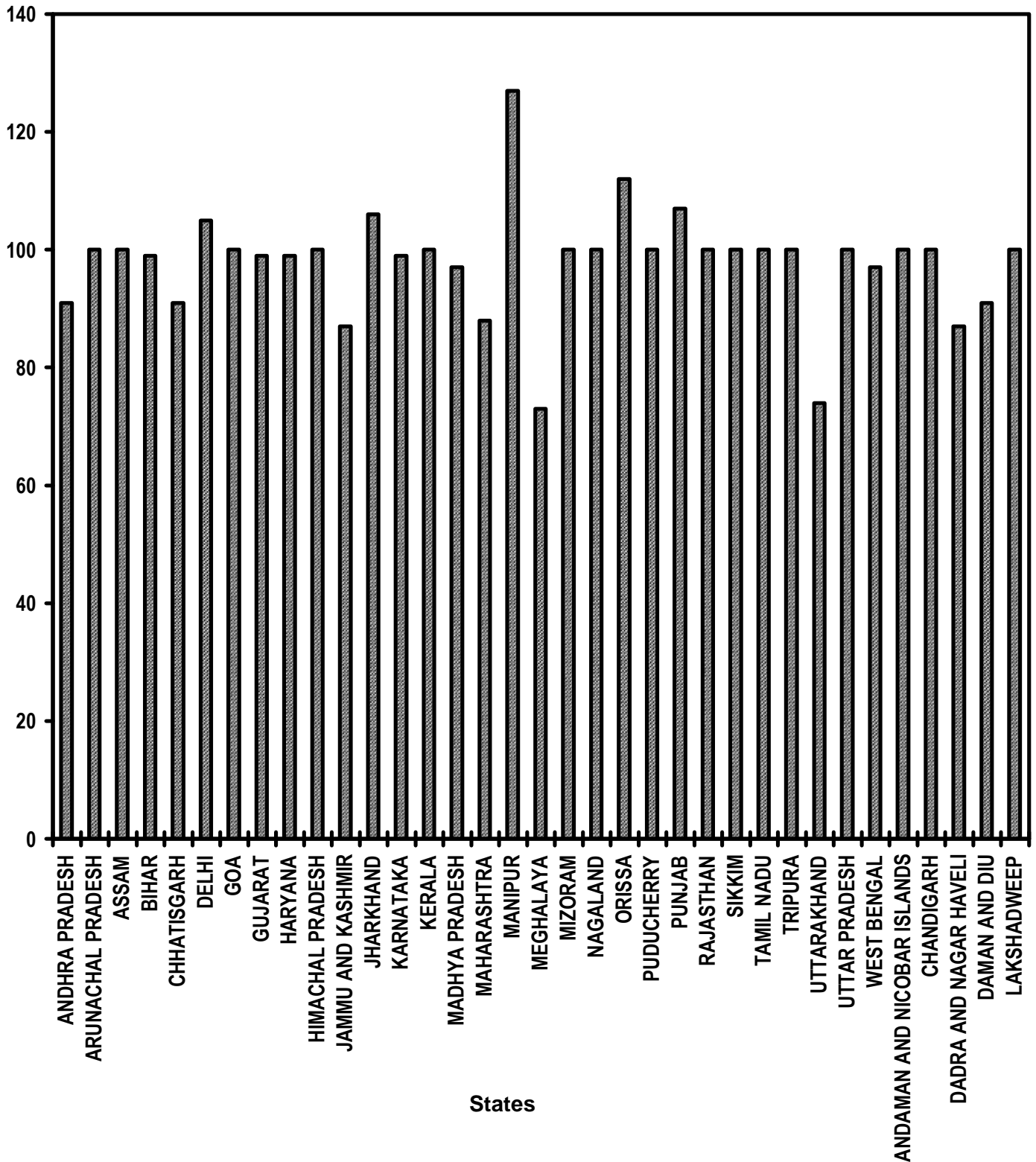


Table - 14

**Functional Anganwadis**  
**Anganwadis Functional (Cumulative)**  
**(Unit: Number)**

Sl. No.	State/UT Name	Target		Achievement April,2009- September,2009	Percent Achievement April,2009- September,2009
		2009-2010	April,2009- September,2009		
(1)	(2)	(3)	(4)	(5)	(5)/(4)
1	ANDHRA PRADESH	91,307	81,564	73,944	91
2	ARUNACHAL PRADESH	6,028	4,277	4,277	100
3	ASSAM	59,695	37,082	37,082	100
4	BIHAR	91,968	81,088	80,211	99
5	CHHATISGARH	64,390	37,256	33,869	91
6	DELHI	6,606	6,106	6,393	105
7	GOA	1,212	1,112	1,112	100
8	GUJARAT	48,617	44,179	43,849	99
9	HARYANA	25,699	17,444	17,192	99
10	HIMACHAL PRADESH	18,925	18,248	18,248	100
11	JAMMU AND KASHMIR	28,577	25,483	22,048	87
12	JHARKHAND	38,186	32,097	33,993	106
13	KARNATAKA	63,377	54,665	54,249	99
14	KERALA	33,115	32,115	32,225	100
15	MADHYA PRADESH	90,999	71,488	69,155	97
16	MAHARASHTRA	1,10,486	94,238	83,294	88
17	MANIPUR	11,510	7,621	9,654	127
18	MEGHALAYA	5,115	4,622	3,375	73
19	MIZORAM	1,980	1,682	1,682	100
20	NAGALAND	3,455	3,194	3,194	100
21	ORISSA	71,134	46,516	52,330	112
22	PUDUCHERRY	788	688	688	100
23	PUNJAB	26,656	20,169	21,505	107
24	RAJASTHAN	61,119	51,053	50,913	100
25	SIKKIM	1,233	988	988	100
26	TAMIL NADU	54,439	50,433	50,433	100
27	TRIPURA	9,878	7,351	7,373	100
28	UTTARAKHAND	23,159	12,340	9,156	74
29	UTTAR PRADESH	1,87,517	1,50,727	1,51,187	100
30	WEST BENGAL	1,17,170	92,152	89,091	97
31	ANDAMAN AND NICOBAR ISLANDS	720	672	672	100
32	CHANDIGARH	500	370	370	100
33	DADRA AND NAGAR HAVELI	253	253	219	87
34	DAMAN AND DIU	107	107	97	91
35	LAKSHADWEEP	107	87	87	100
<b>Grand Total</b>		13,56,027	10,89,467	10,64,155	98

**Very Good:(90% or above of targets)**

ANDHRA PRADESH, ARUNACHAL PRADESH, ASSAM, BIHAR, CHHATISGARH, DELHI, GOA, GUJARAT, HARYANA, HIMACHAL PRADESH, JHARKHAND, KARNATAKA, KERALA, MADHYA PRADESH, MANIPUR, MIZORAM, NAGALAND, ORISSA, PUDUCHERRY, PUNJAB, RAJASTHAN, SIKKIM, TAMIL NADU, TRIPURA, UTTAR PRADESH, WEST BENGAL, ANDAMAN AND NICOBAR ISLANDS, CHANDIGARH, DAMAN AND DIU, LAKSHADWEEP

**Good:(Between 80% to 90% targets)**

JAMMU AND KASHMIR, MAHARASHTRA, DADRA AND NAGAR HAVELI

**Poor:(Below 80% of targets)**

MEGHALAYA, UTTARAKHAND

# No. of Urban poor families assisted under Seven Point Charter

Poor Families Assisted  
% Achievement of Target  
During April-September, 2009

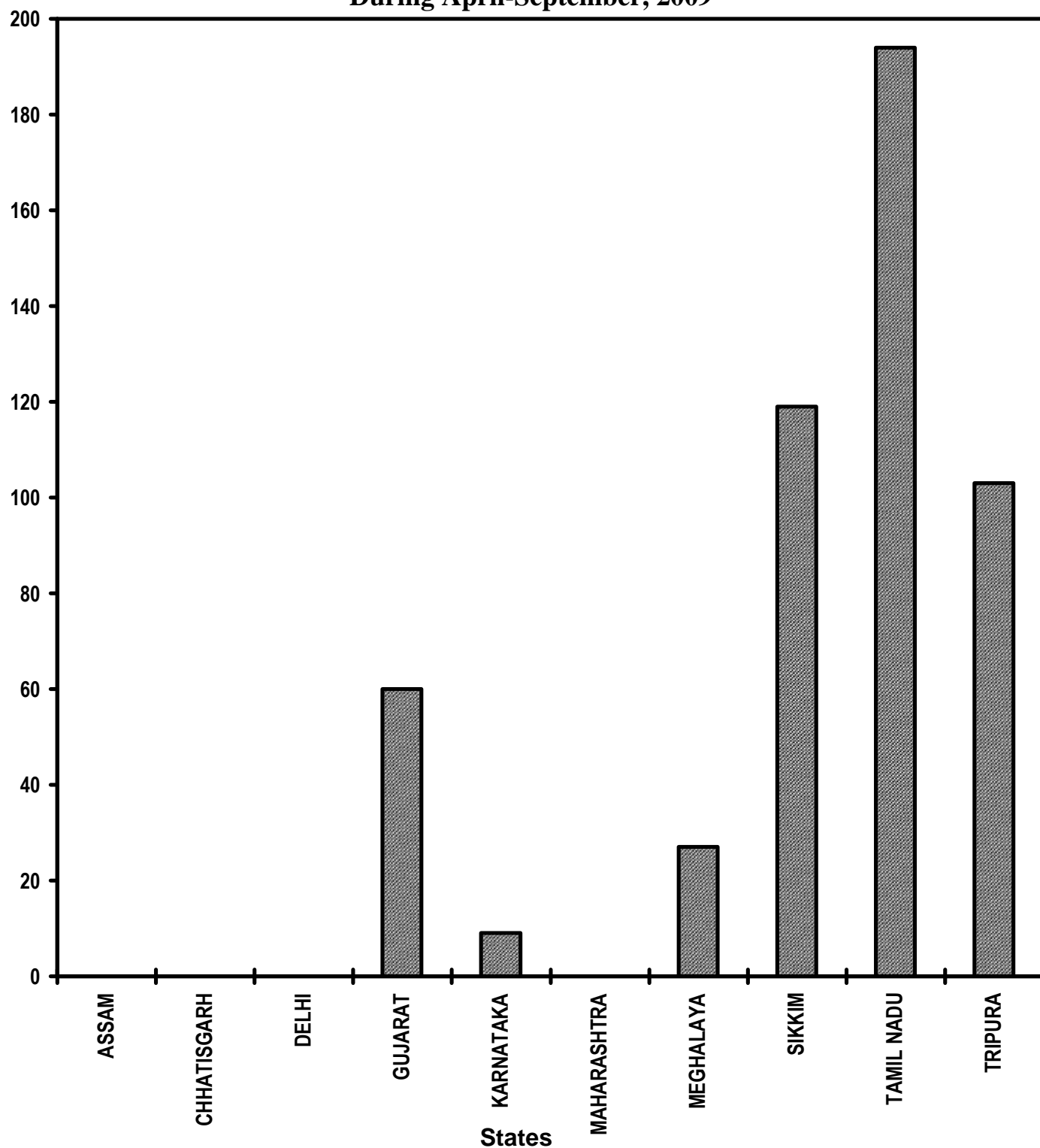




Table - 15

**No. of Urban poor families assisted under Seven Point Charter**  
**Poor Families Assisted**  
**(Unit: Number)**

Sl. No.	State/UT Name	Target		Achievement April,2009- September,2009	Percent Achievement April,2009- September,2009
		2009-2010	April,2009- September,2009		
(1)	(2)	(3)	(4)	(5)	(5)/(4)
1	ASSAM	250	120	0	0
2	CHHATISGARH	25,000	12,500	0	0
3	DELHI	2,000	998	4	0
4	GUJARAT	1,00,000	50,000	30,018	60
5	KARNATAKA	31,594	15,798	1,347	9
6	MAHARASHTRA	50,037	25,017	0	0
7	MEGHALAYA	1,250	624	166	27
8	SIKKIM	1,200	600	714	119
9	TAMIL NADU	20,000	9,996	19,366	194
10	TRIPURA	2,380	1,190	1,221	103
<b>Grand Total</b>		2,33,711	1,16,843	52,836	45

Very Good:(90% or above of targets)

SIKKIM, TAMIL NADU, TRIPURA

Poor:(Below 80% of targets)

ASSAM, CHHATISGARH, DELHI, GUJARAT, KARNATAKA, MAHARASHTRA, MEGHALAYA

# Afforestation (Public and Forest Lands)

## Area Covered under Plantation

% Achievement of Target  
During April-September, 2009

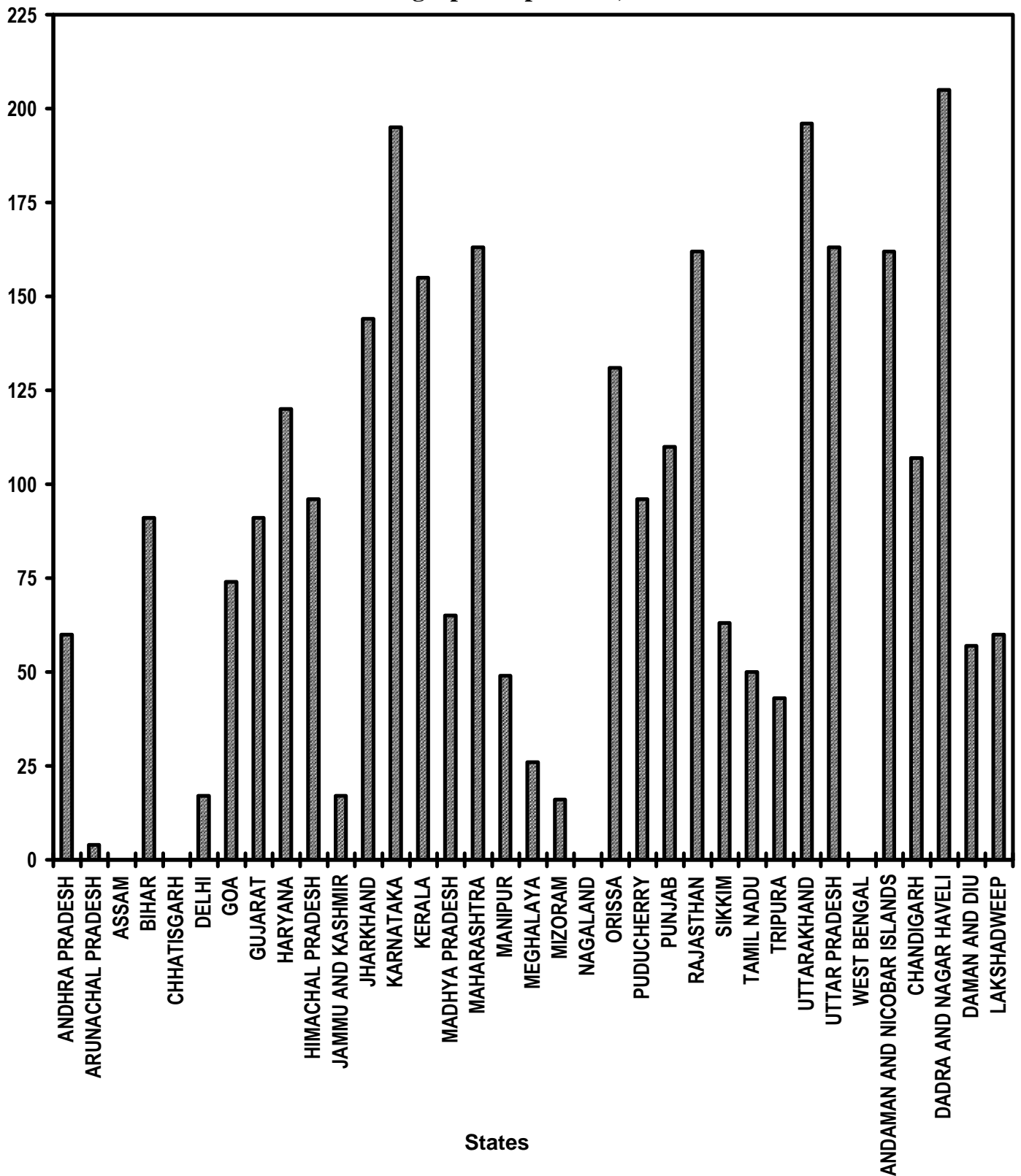


Table - 16(A)

**Afforestation ( Public and Forest Lands)**  
**Area Covered under Plantation**  
**(Unit: Hectares)**

Sl. No.	State/UT Name	Target		Achievement April,2009- September,2009	Percent Achievement April,2009- September,2009
		2009-2010	April,2009- September,2009		
(1)	(2)	(3)	(4)	(5)	(5)/(4)
1	ANDHRA PRADESH	3,00,000	1,50,000	89,750	60
2	ARUNACHAL PRADESH	10,000	4,998	188	4
3	ASSAM	18,000	9,000	0	0
4	BIHAR	30,000	15,000	13,578	91
5	CHHATISGARH	75,000	37,500	0	0
6	DELHI	900	450	76	17
7	GOA	1,000	498	371	74
8	GUJARAT	2,00,000	1,00,000	91,191	91
9	HARYANA	30,000	15,000	18,003	120
10	HIMACHAL PRADESH	22,000	11,000	10,550	96
11	JAMMU AND KASHMIR	30,000	15,000	2,622	17
12	JHARKHAND	35,000	17,500	25,141	144
13	KARNATAKA	80,000	40,000	78,017	195
14	KERALA	10,000	5,000	7,738	155
15	MADHYA PRADESH	2,60,000	1,30,000	84,884	65
16	MAHARASHTRA	1,50,000	75,000	1,22,598	163
17	MANIPUR	10,000	5,000	2,428	49
18	MEGHALAYA	6,500	3,250	851	26
19	MIZORAM	10,000	5,000	783	16
20	NAGALAND	10,000	5,000	0	0
21	ORISSA	1,20,000	60,000	78,463	131
22	PUDUCHERRY	50	24	23	96
23	PUNJAB	18,000	9,000	9,930	110
24	RAJASTHAN	1,00,000	50,000	81,230	162
25	SIKKIM	25,000	12,500	7,934	63
26	TAMIL NADU	60,000	30,000	14,873	50
27	TRIPURA	15,000	7,500	3,197	43
28	UTTARAKHAND	25,000	12,500	24,499	196
29	UTTAR PRADESH	1,00,000	50,000	81,742	163
30	WEST BENGAL	60,000	30,000	0	0
31	ANDAMAN AND NICOBAR ISLANDS	1,000	500	808	162
32	CHANDIGARH	300	150	160	107
33	DADRA AND NAGAR HAVELI	200	100	205	205
34	DAMAN AND DIU	30	14	8	57
35	LAKSHADWEEP	20	10	6	60
<b>Grand Total</b>		18,13,000	9,06,494	8,51,847	94

**Very Good:(90% or above of targets)**

BIHAR, GUJARAT, HARYANA, HIMACHAL PRADESH, JHARKHAND, KARNATAKA, KERALA, MAHARASHTRA, ORISSA, PUDUCHERRY, PUNJAB, RAJASTHAN, UTTARAKHAND, UTTAR PRADESH, ANDAMAN AND NICOBAR ISLANDS, CHANDIGARH, DADRA AND NAGAR HAVELI

**Poor:(Below 80% of targets)**

ANDHRA PRADESH, ARUNACHAL PRADESH, ASSAM, CHHATISGARH, DELHI, GOA, JAMMU AND KASHMIR, MADHYA PRADESH, MANIPUR, MEGHALAYA, MIZORAM, NAGALAND, SIKKIM, TAMIL NADU, TRIPURA, WEST BENGAL, DAMAN AND DIU, LAKSHADWEEP

# Afforestation (Public and Forest Lands)

## Seedlings planted

% Achievement of Target  
During April-September, 2009

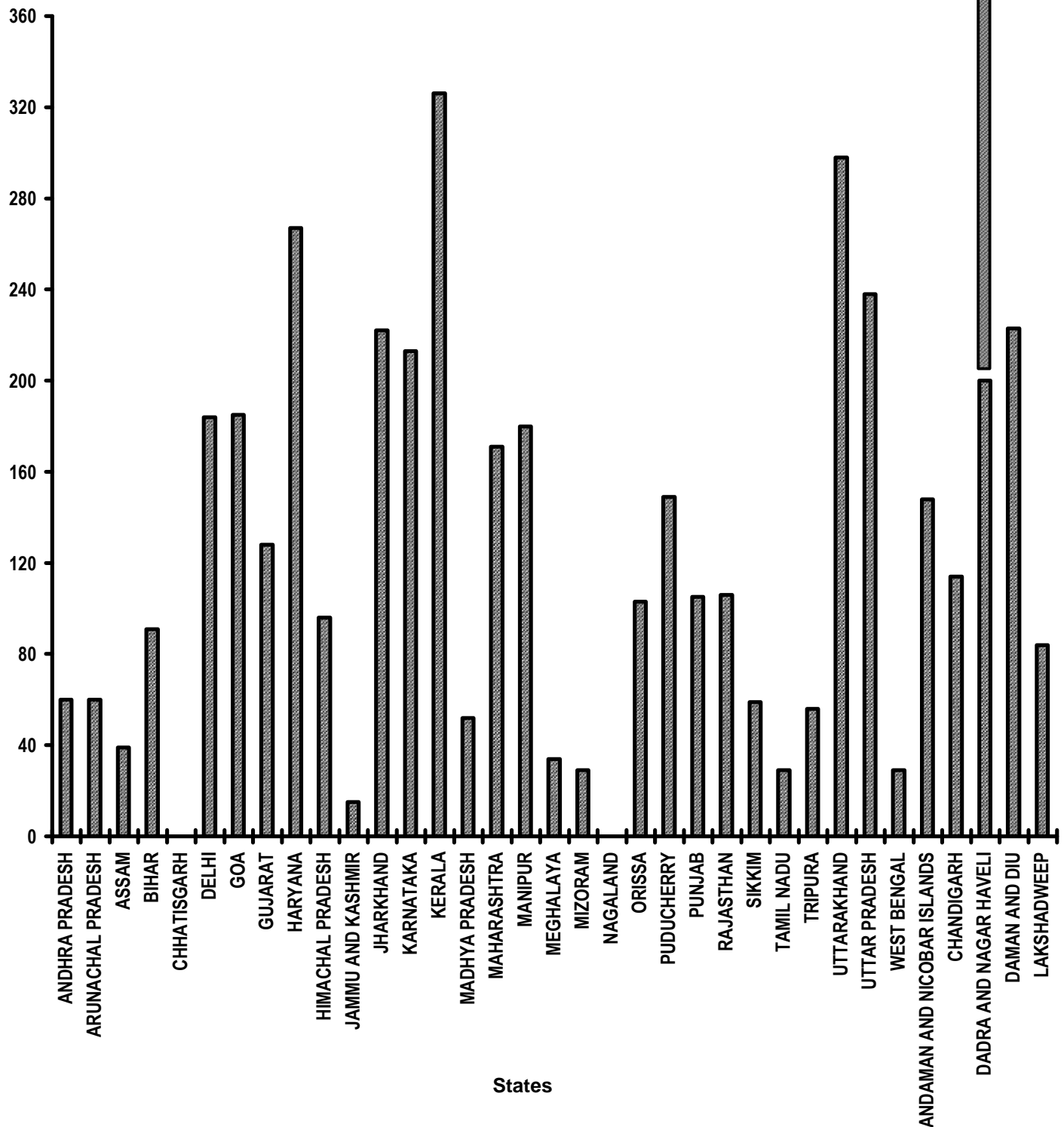


Table - 16(B)

**Afforestation ( Public and Forest Lands)**  
**Seedlings planted**  
**(Unit: Number)**

Sl. No.	State/UT Name	Target		Achievement April,2009- September,2009	Percent Achievement April,2009- September,2009
		2009-2010	April,2009- September,2009		
(1)	(2)	(3)	(4)	(5)	(5)/(4)
1	ANDHRA PRADESH	19,50,00,000	9,75,00,000	5,82,58,853	60
2	ARUNACHAL PRADESH	65,00,000	32,50,000	19,58,500	60
3	ASSAM	1,17,00,000	58,50,000	23,00,000	39
4	BIHAR	1,95,00,000	97,50,000	88,25,000	91
5	CHHATISGARH	4,87,50,000	2,43,75,000	0	0
6	DELHI	5,85,000	2,92,500	5,39,000	184
7	GOA	6,50,000	3,25,000	6,02,000	185
8	GUJARAT	13,00,00,000	6,50,00,000	8,34,73,000	128
9	HARYANA	1,95,00,000	97,50,000	2,60,30,000	267
10	HIMACHAL PRADESH	1,43,00,000	71,50,000	68,57,000	96
11	JAMMU AND KASHMIR	1,95,00,000	97,50,000	15,02,000	15
12	JHARKHAND	2,27,50,000	1,13,75,000	2,52,32,004	222
13	KARNATAKA	5,20,00,000	2,60,00,000	5,53,80,000	213
14	KERALA	65,00,000	32,50,000	1,05,88,017	326
15	MADHYA PRADESH	16,90,00,000	8,45,00,000	4,39,09,413	52
16	MAHARASHTRA	9,75,00,000	4,87,50,000	8,33,53,300	171
17	MANIPUR	65,00,000	32,50,000	58,38,500	180
18	MEGHALAYA	42,25,000	21,12,500	7,27,513	34
19	MIZORAM	65,00,000	32,50,000	9,29,060	29
20	NAGALAND	65,00,000	32,50,000	0	0
21	ORISSA	7,80,00,000	3,90,00,000	4,02,35,000	103
22	PUDUCHERRY	33,000	16,500	24,560	149
23	PUNJAB	1,17,00,000	58,50,000	61,60,000	105
24	RAJASTHAN	6,50,00,000	3,25,00,000	3,45,62,000	106
25	SIKKIM	1,62,50,000	81,25,000	47,62,000	59
26	TAMIL NADU	3,90,00,000	1,95,00,000	55,92,000	29
27	TRIPURA	97,50,000	48,75,000	27,47,000	56
28	UTTARAKHAND	1,62,50,000	81,25,000	2,42,00,000	298
29	UTTAR PRADESH	6,50,00,000	3,25,00,000	7,75,06,853	238
30	WEST BENGAL	3,90,00,000	1,95,00,000	57,34,000	29
31	ANDAMAN AND NICOBAR ISLANDS	6,50,000	3,25,000	4,81,405	148
32	CHANDIGARH	1,95,000	97,500	1,10,912	114
33	DADRA AND NAGAR HAVELI	1,30,000	65,000	4,21,000	648
34	DAMAN AND DIU	20,000	10,000	22,276	223
35	LAKSHADWEEP	13,000	6,500	5,449	84
<b>Grand Total</b>		<b>1,17,84,51,000</b>	<b>58,92,25,500</b>	<b>61,88,67,615</b>	<b>105</b>

**Very Good:(90% or above of targets)**

BIHAR, DELHI, GOA, GUJARAT, HARYANA, HIMACHAL PRADESH, JHARKHAND, KARNATAKA, KERALA, MAHARASHTRA, MANIPUR, ORISSA, PUDUCHERRY, PUNJAB, RAJASTHAN, UTTARAKHAND, UTTAR PRADESH, ANDAMAN AND NICOBAR ISLANDS, CHANDIGARH, DADRA AND NAGAR HAVELI, DAMAN AND DIU

**Good:(Between 80% to 90% targets)**

LAKSHADWEEP

**Poor:(Below 80% of targets)**

ANDHRA PRADESH, ARUNACHAL PRADESH, ASSAM, CHHATISGARH, JAMMU AND KASHMIR, MADHYA PRADESH, MEGHALAYA, MIZORAM, NAGALAND, SIKKIM, TAMIL NADU, TRIPURA, WEST BENGAL

# Rural Roads - PMGSY

## Length of Road Constructed

% Achievement of Target

During April-September, 2009

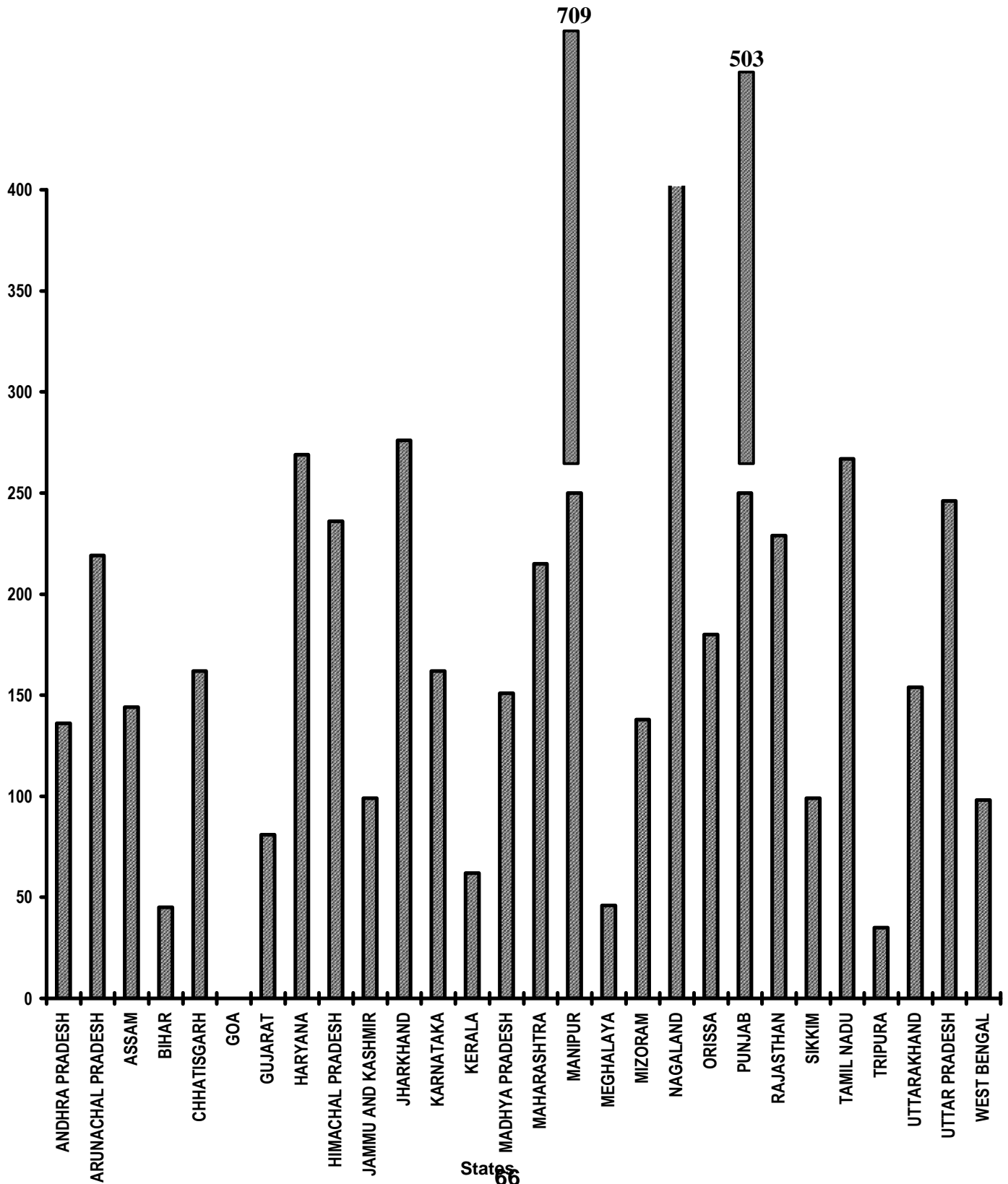


Table - 17

**Rural Roads - PMGSY**  
**Length of Road Constructed**  
**(Unit: Kilometer)**

Sl. No.	State/UT Name	Target		Achievement April,2009- September,2009	Percent Achievement April,2009- September,2009
		2009-2010	April,2009- September,2009		
(1)	(2)	(3)	(4)	(5)	(5)/(4)
1	ANDHRA PRADESH	2,980	705	961	136
2	ARUNACHAL PRADESH	500	118	258	219
3	ASSAM	2,585	611	880 *	144
4	BIHAR	5,200	1,229	548 *	45
5	CHHATISGARH	3,500	828	1,341	162
6	GOA	-	-	0	-
7	GUJARAT	1,500	354	286	81
8	HARYANA	700	166	447	269
9	HIMACHAL PRADESH	1,500	354	835	236
10	JAMMU AND KASHMIR	1,450	343	341	99
11	JHARKHAND	1,950	461	1,274	276
12	KARNATAKA	2,600	614	992	162
13	KERALA	300	71	44	62
14	MADHYA PRADESH	8,000	1,891	2,848	151
15	MAHARASHTRA	2,950	697	1,501	215
16	MANIPUR	200	47	333	709
17	MEGHALAYA	100	24	11	46
18	MIZORAM	200	47	65	138
19	NAGALAND	150	36	166 *	461
20	ORISSA	2,980	704	1,266	180
21	PUNJAB	365	86	433	503
22	RAJASTHAN	3,750	886	2,026	229
23	SIKKIM	300	71	70	99
24	TAMIL NADU	1,170	276	736	267
25	TRIPURA	800	189	67	35
26	UTTARAKHAND	700	166	255	154
27	UTTAR PRADESH	6,850	1,619	3,986	246
28	WEST BENGAL	1,720	407	398	98
<b>Grand Total</b>		<b>55,000</b>	<b>13,000</b>	<b>22,368</b>	<b>172</b>

**Very Good:(90% or above of targets)**

ANDHRA PRADESH, ARUNACHAL PRADESH, ASSAM, CHHATISGARH, HARYANA, HIMACHAL PRADESH, JAMMU AND KASHMIR, JHARKHAND, KARNATAKA, MADHYA PRADESH, MAHARASHTRA, MANIPUR, MIZORAM, NAGALAND, ORISSA, PUNJAB, RAJASTHAN, SIKKIM, TAMIL NADU, UTTARAKHAND, UTTAR PRADESH, WEST BENGAL

**Good:(Between 80% to 90% targets)**

GUJARAT

**Poor:(Below 80% of targets)**

BIHAR, KERALA, MEGHALAYA, TRIPURA

\* Figures furnished by Ministry of Rural Development

# Rajiv Gandhi Grameen Vidyutikaran Yojana

Villages electrified  
% Achievement of Target  
During April-September, 2009

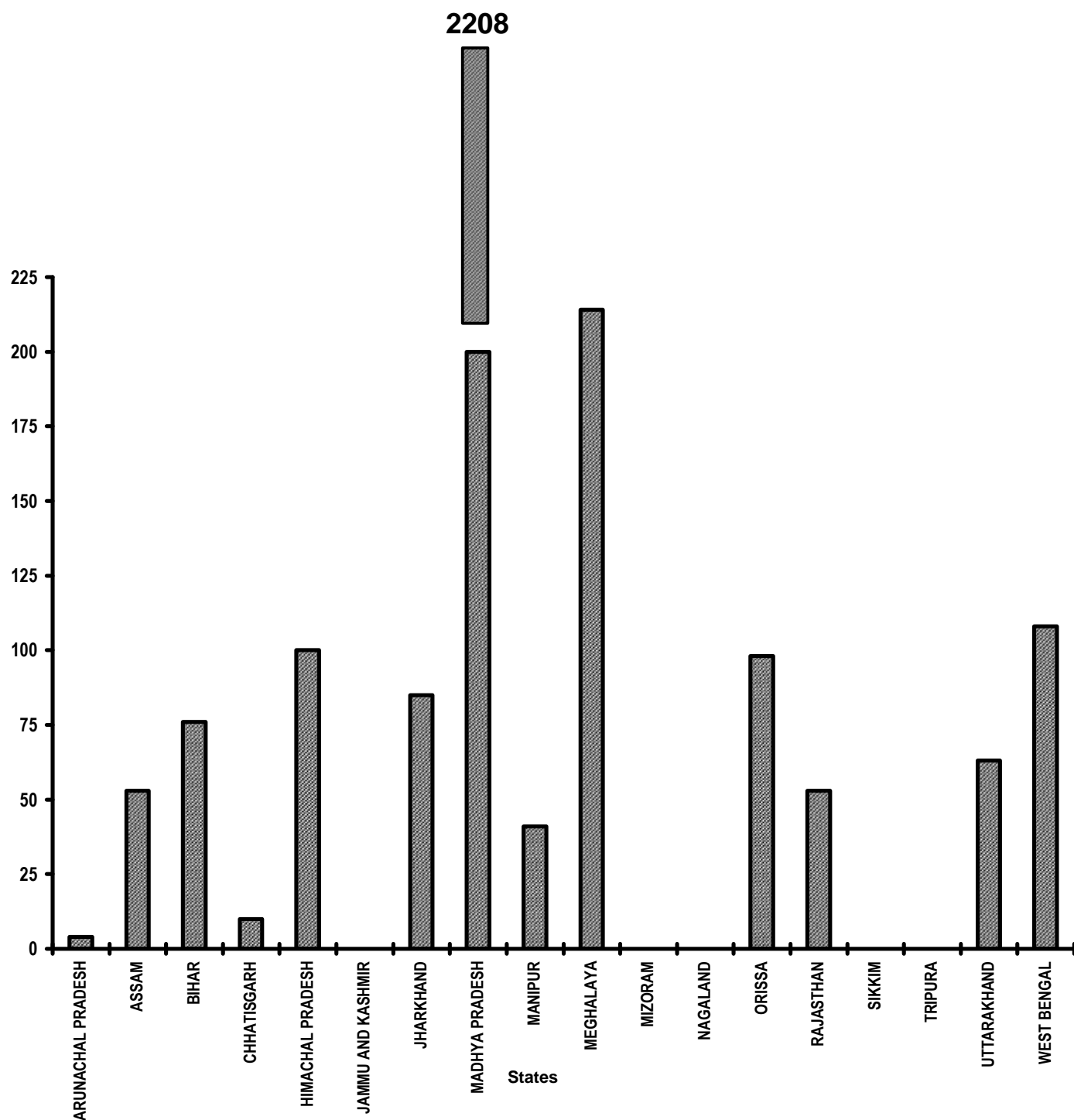




Table - 18

**Rajiv Gandhi Grameen Vidyutikaran Yojana**  
**Villages electrified**  
**(Unit: Number)**

Sl. No.	State/UT Name	Target		Achievement April,2009- September,2009	Percent Achievement April,2009- September,2009
		2009-2010	April,2009- September,2009		
(1)	(2)	(3)	(4)	(5)	(5)/(4)
1	ARUNACHAL PRADESH	300	150	6	4
2	ASSAM	1,117	558	293	53
3	BIHAR	2,748	1,374	1,044	76
4	CHHATISGARH	85	42	4	10
5	HIMACHAL PRADESH	3	1	1	100
6	JAMMU AND KASHMIR	38	18	0	0
7	JHARKHAND	8,250	4,124	3,488	85
8	MADHYA PRADESH	45	24	530	2,208
9	MANIPUR	150	74	30	41
10	MEGHALAYA	30	14	30	214
11	MIZORAM	60	30	0	0
12	NAGALAND	10	6	0	0
13	ORISSA	5,178	2,588	2,548	98
14	RAJASTHAN	611	305	162	53
15	SIKKIM	8	6	0	0
16	TRIPURA	31	14	0	0
17	UTTARAKHAND	50	24	15	62
18	WEST BENGAL	286	142	154	108
<b>Grand Total</b>		19,000	9,494	8,305	87

**Very Good:(90% or above of targets)**

**HIMACHAL PRADESH, MADHYA PRADESH, MEGHALAYA, ORISSA, WEST BENGAL**

**Good:(Between 80% to 90% targets)**

**JHARKHAND**

**Poor:(Below 80% of targets)**

**ARUNACHAL PRADESH, ASSAM, BIHAR, CHHATISGARH, JAMMU AND KASHMIR, MANIPUR, MIZORAM, NAGALAND, RAJASTHAN, SIKKIM, TRIPURA, UTTARAKHAND**

# Energising Pump sets

## Pumps sets energized

% Achievement of Target

During April-September, 2009

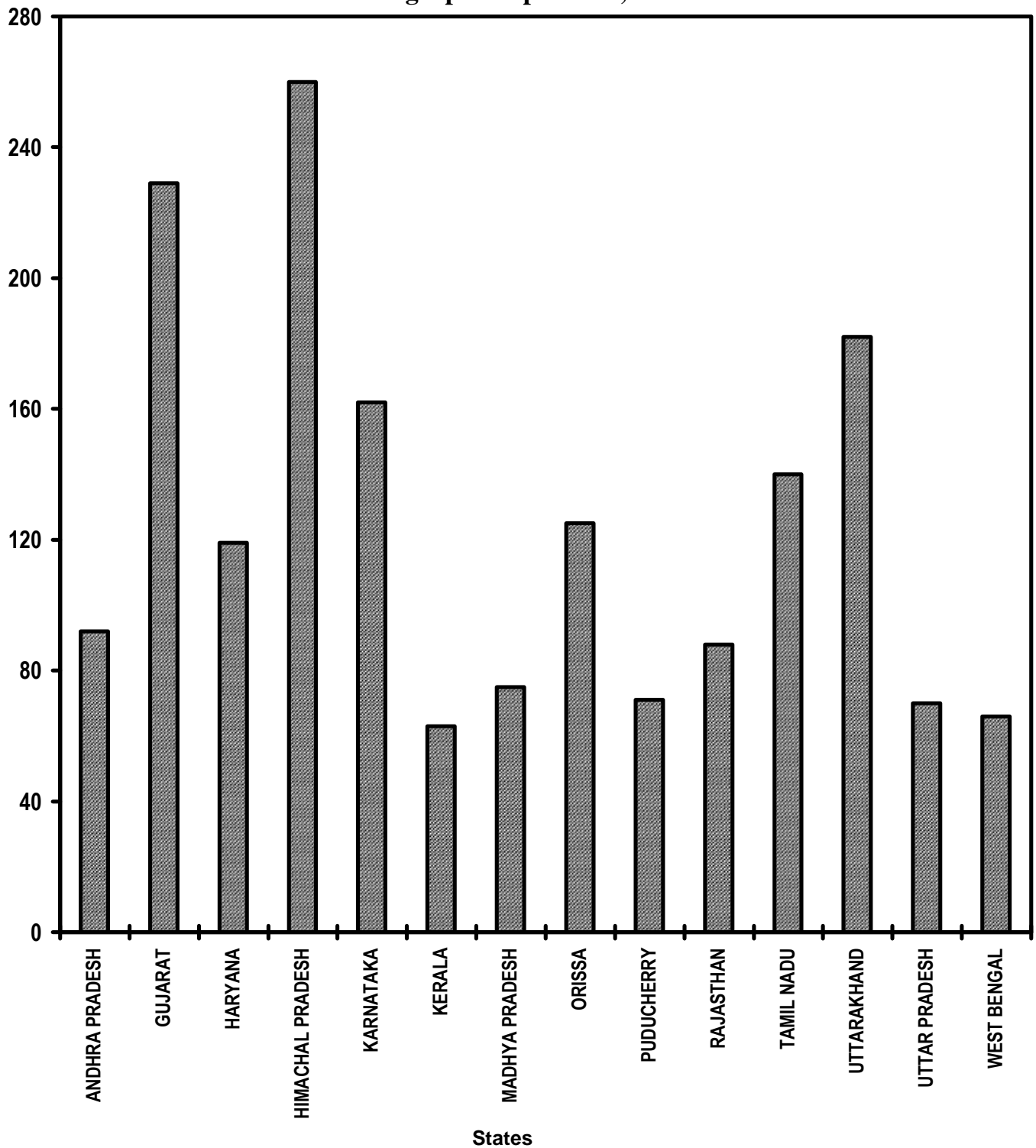


Table - 19

**Energising pump sets  
Pumps sets energized  
(Unit: Number)**

Sl. No.	State/UT Name	Target		Achievement April,2009- September,2009	Percent Achievement April,2009- September,2009
		2009-2010	April,2009- September,2009		
(1)	(2)	(3)	(4)	(5)	(5)/(4)
1	ANDHRA PRADESH	50,000	25,000	23,120	92
2	GUJARAT	16,000	7,998	18,352	229
3	HARYANA	16,200	8,100	9,622	119
4	HIMACHAL PRADESH	657	329	857	260
5	KARNATAKA	18,000	9,000	14,559	162
6	KERALA	12,000	6,000	3,761	63
7	MADHYA PRADESH	10,806	5,400	4,023	74
8	ORISSA	1,600	800	998	125
9	PUDUCHERRY	35	17	12	71
10	RAJASTHAN	45,000	22,500	19,877	88
11	TAMIL NADU	17,300	8,648	12,124	140
12	UTTARAKHAND	350	174	316	182
13	UTTAR PRADESH	22,000	11,000	7,671	70
14	WEST BENGAL	646	322	214	66
<b>Grand Total</b>		2,10,594	1,05,288	1,15,506	110

**Very Good:(90% or above of targets)**

ANDHRA PRADESH, GUJARAT, HARYANA, HIMACHAL PRADESH, KARNATAKA, ORISSA, TAMIL NADU, UTTARAKHAND

**Good:(Between 80% to 90% targets)**

RAJASTHAN

**Poor:(Below 80% of targets)**

KERALA, MADHYA PRADESH, PUDUCHERRY, UTTAR PRADESH, WEST BENGAL

# Supply of Electricity

## Electricity supplied

% Achievement of Target

During April-September, 2009

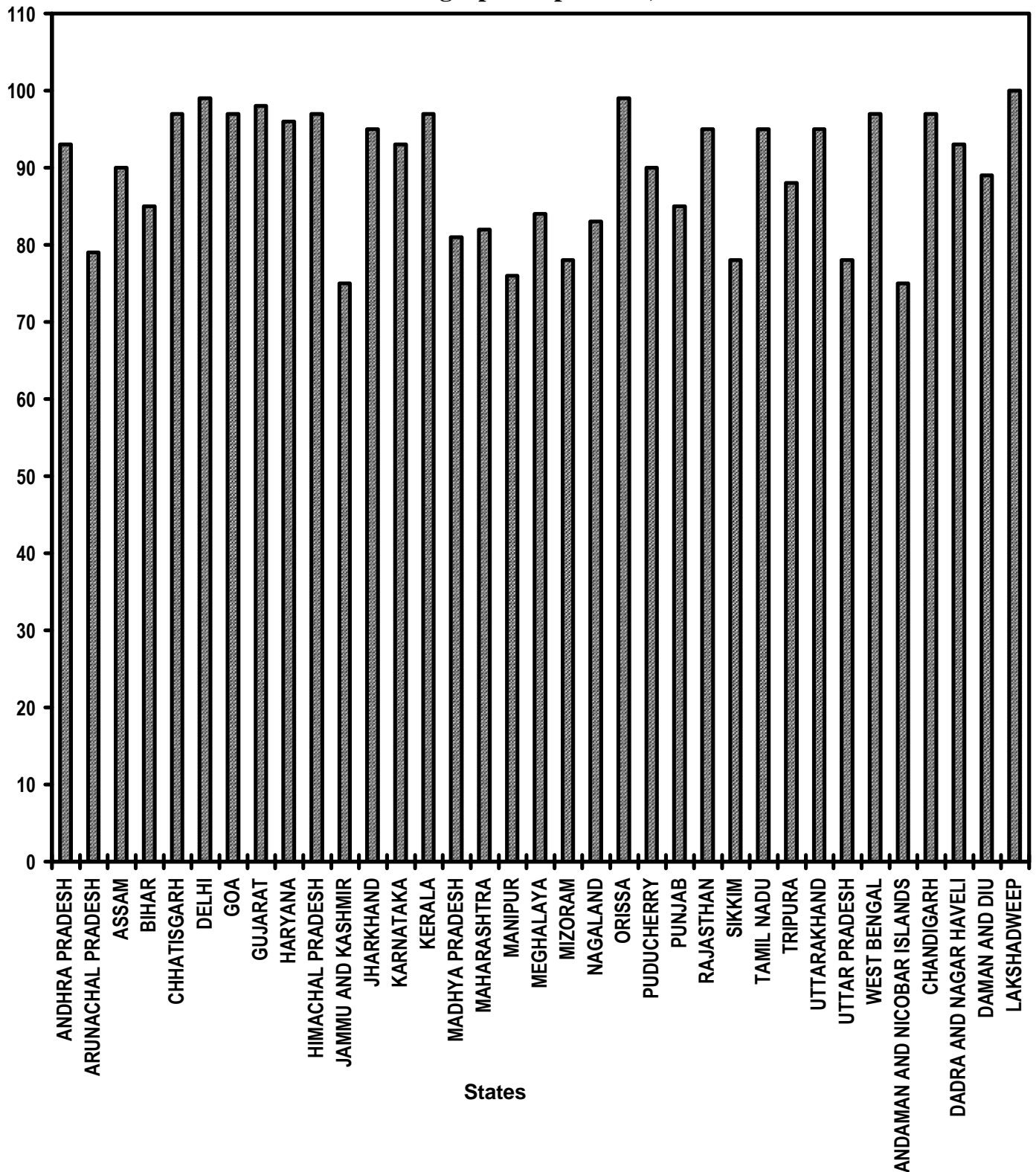


Table - 20

## Supply of Electricity

Sl. No.	State/UT Name	Electricity demanded (Million Units) April,2009- September,2009	Electricity supplied (Million Units) April,2009- September,2009	Shortage observed (Million Units) April,2009- September,2009	Percentage of Electricity Supplied
		(3)	(4)	(5)	(6)
1	ANDHRA PRADESH	38,763	35,963	2,800	93
2	ARUNACHAL PRADESH	190	151	39	79
3	ASSAM	2,674	2,394	280	90
4	BIHAR	5,877	5,023	854	85
5	CHHATISGARH	6,735	6,548	187	97
6	DELHI	14,167	14,027	140	99
7	GOA	1,507	1,459	48	97
8	GUJARAT	33,606	33,080	526	98
9	HARYANA	18,207	17,427	780	96
10	HIMACHAL PRADESH	3,375	3,272	103	97
11	JAMMU AND KASHMIR	6,244	4,661	1,583	75
12	JHARKHAND	2,829	2,694	135	95
13	KARNATAKA	21,479	20,049	1,430	93
14	KERALA	8,568	8,307	261	97
15	MADHYA PRADESH	19,283	15,620	3,663	81
16	MAHARASHTRA	60,860	50,113	10,747	82
17	MANIPUR	243	185	58	76
18	MEGHALAYA	770	647	123	84
19	MIZORAM	170	132	38	78
20	NAGALAND	258	215	43	83
21	ORISSA	10,766	10,642	124	99
22	PUDUCHERRY	1,101	994	107	90
23	PUNJAB	27,312	23,180	4,132	85
24	RAJASTHAN	20,266	19,351	915	95
25	SIKKIM	183	143	40	78
26	TAMIL NADU	38,104	36,057	2,047	95
27	TRIPURA	458	405	53	88
28	UTTARAKHAND	4,462	4,261	201	95
29	UTTAR PRADESH	39,283	30,497	8,786	78
30	WEST BENGAL	17,604	17,026	578	97
31	ANDAMAN AND NICOBAR ISLANDS	120	90	30	75
32	CHANDIGARH	915	889	26	97
33	DADRA AND NAGAR HAVELI	1,970	1,837	133	93
34	DAMAN AND DIU	985	879	106	89
35	LAKSHADWEEP	12	12	0	100
Grand Total		4,09,346	3,68,230	41,116	90

**Very Good:(90% or above of targets)**

ANDHRA PRADESH, ASSAM, CHHATISGARH, DELHI, GOA, GUJARAT, HARYANA, HIMACHAL PRADESH, JHARKHAND, KARNATAKA, KERALA, ORISSA, PUDUCHERRY, RAJASTHAN, TAMIL NADU, UTTARAKHAND, WEST BENGAL, CHANDIGARH, DADRA AND NAGAR HAVELI, LAKSHADWEEP

**Good:(Between 80% to 90% targets)**

BIHAR, MADHYA PRADESH, MAHARASHTRA, MEGHALAYA, NAGALAND, PUNJAB, TRIPURA, DAMAN AND DIU

**Poor:(Below 80% of targets)**

ARUNACHAL PRADESH, JAMMU AND KASHMIR, MANIPUR, MIZORAM, SIKKIM, UTTAR PRADESH, ANDAMAN AND NICOBAR ISLANDS

**LIST OF ITEMS COVERED UNDER (TPP) - 2006**

<b>Point No.</b>	<b>Item No.</b>	<b>Name of the Points/Items</b>
<b>I.</b>		<b>Garibi Hatao [Poverty Eradication]</b>
		<b>Rural Areas</b>
	<b>1.</b>	Employment generation under the National Rural Employment Guarantee Act
	<b>2.</b>	Swaranjayanti Gram Swarojgar Yojana
	<b>3.</b>	Rural Business Hubs in Partnership with Panchayats
	<b>4.</b>	Self help Groups
		<b>Urban Areas</b>
	<b>5.</b>	Swaranjayanti Shehary Rojgar Yojana
<b>II.</b>		<b>Jan Shakti (Power to People)</b>
	<b>6.</b>	Local Self Government (Panchayati Raj and Urban Local Bodies) <ul style="list-style-type: none"> <li>- Activity Mapping for devolution of functions</li> <li>- Budget Flow of Funds</li> <li>- Assignment of Functionaries</li> </ul>
	<b>7.</b>	Quick and Inexpensive Justice – Gram Nyayalayas and Nyaya Panchayats.
	<b>8.</b>	District Planning Committees.
<b>III.</b>		<b>Kisan Mitra [Support to Farmers]</b>
	<b>9.</b>	Water shed development
	<b>10.</b>	Marketing and infrastructural support to farmers
	<b>11.</b>	Irrigation facilities (including minor and micro irrigation) for agriculture
	<b>12.</b>	Credit to farmers
	<b>13.</b>	Distribution of waste land to the landless
<b>IV.</b>		<b>Shramik Kalyan [Labour Welfare]</b>
	<b>14.</b>	Social Security for Agricultural and Unorganised Labour
	<b>15.</b>	Minimum Wages Enforcement (including Farm Labour)
	<b>16.</b>	Prevention of Child Labour
	<b>17.</b>	Welfare of Women Labour
<b>V.</b>		<b>Khadya Suraksha [Food Security ]</b>
	<b>18.</b>	<b>Food Security:</b> <ul style="list-style-type: none"> <li>(i) Targeted Public Distribution system,</li> <li>(ii) Antyodaya Anna Yojana,</li> <li>(iii) Establishing Grain banks in chronically food scarcity areas</li> </ul>
<b>VI.</b>		<b>Subke Liye Aawas [Housing for All]</b>
	<b>19</b>	Rural Housing - Indira Awas Yojana
	<b>20.</b>	EWS/LIG Houses in Urban Areas

Contd.....

<b>Point No.</b>	<b>Item No.</b>	<b>Name of the Points/Items</b>
<b>VII.</b>		<b>Shudh Peya Jal [Clean Drinking Water]</b>
	<b>21.</b>	Rural Areas. - Accelerated Rural Water Supply Programme
	<b>22.</b>	Urban Areas: - Accelerated Urban Water Supply Programme
<b>VIII.</b>		<b>Jan Jan Ka Swasthya [Health for All]</b>
	<b>23.</b>	Control and prevention of major diseases: (a) HIV/AIDS (b) TB (c) Malaria (d) Leprosy (e) Blindness
	<b>24.</b>	National Rural Health Mission
	<b>25.</b>	Immunisation of Children
	<b>26.</b>	Sanitation Programme in - Rural Areas - Urban areas
	<b>27.</b>	Institutional Delivery
	<b>28.</b>	Prevention of Female Foeticide
	<b>29.</b>	Supplementary nutrition for Mothers and Children
	<b>30.</b>	Two Child norms
<b>IX.</b>		<b>Sabke Liye Shiksha [Education for All]</b>
	<b>31.</b>	Sarv Shiksha Abhiyan
	<b>32.</b>	Mid Day Meal Scheme - Compulsory Elementary Education
<b>X.</b>		<b>Anusuchit Jaati, Jan Jaati, Alp-sankhyak evam Anya Pichhra Varg Kalyan [Welfare of Scheduled Castes, Scheduled Tribes, Minorities and OBCs]</b>
	<b>33.</b>	SC Families Assisted
	<b>34.</b>	Rehabilitation of Scavengers
	<b>35.</b>	ST Families Assisted
	<b>36.</b>	Rights of Forest dwellers – Owners of minor forest produce
	<b>37.</b>	Particularly Vulnerable Tribal Groups (PTGs)
	<b>38.</b>	No alienation of Tribal lands
	<b>39.</b>	Implementation of Panchayats (Extension to Scheduled Areas) Act [PESA]
	<b>40.</b>	Welfare of Minorities
	<b>41.</b>	Professional education among all minority communities
	<b>42.</b>	Reservation of OBCs in - Education - Employment
<b>XI.</b>		<b>Mahila Kalyan [Women Welfare]</b>
	<b>43.</b>	Financial Assistance for Women Welfare
	<b>44.</b>	Improved participation of women in (a) Panchayats (b) Municipalities (c) State Legislatures (d) Parliament

Contd.....

Point No.	Item No.	Name of the Points/Items
<b>XII.</b>		<b>Bal Kalyan (Child Welfare)</b>
	<b>45.</b>	Universalisation of ICDS Scheme
	<b>46.</b>	Functional Anganwadis
<b>XIII.</b>		<b>Yuva Vikas [Youth Development]</b>
	<b>47.</b>	Sports for all in Rural and Urban areas
	<b>48.</b>	Rashtriya Sadbhavana Yojana
	<b>49.</b>	National Service Scheme
<b>XIV.</b>		<b>Basti Sudhar [Improvement of Slums]</b>
	<b>50.</b>	Number of Urban poor families assisted under seven point charter viz. land tenure, housing at affordable cost, water, sanitation, health, education, and social security.
<b>XV.</b>		<b>Paryavaran Sanrakshan evam Van Vridhi [Environment Protection and Afforestation]</b>
	<b>51.</b>	Afforestation (a) Area Covered under Plantation on - Public and Forest Lands  (b) Number of Seedlings planted on -Public and Forest Lands
	<b>52.</b>	Prevention of pollution of Rivers and water bodies
	<b>53.</b>	Solid and liquid waste management in - Rural Areas - Urban Areas
<b>XVI.</b>		<b>Samajik Suraksha [Social Security]</b>
	<b>54.</b>	Rehabilitation of handicapped and orphans.
	<b>55.</b>	Welfare of the aged
<b>XVII.</b>		<b>Grameen Sadak [Rural Roads]</b>
	<b>56.</b>	Rural Roads - PMGSY
<b>XVIII.</b>		<b>Grameen Oorja [Energization of Rural Area]</b>
	<b>57.</b>	Bio-diesel Production
	<b>58.</b>	Rajiv Gandhi Grameen Vidyutikaran Yojana
	<b>59.</b>	Renewable Energy
	<b>60.</b>	Energising Pump sets
	<b>61.</b>	Supply of Electricity
	<b>62.</b>	Supply of Kerosene and LPG
<b>XIX.</b>		<b>Pichhara Kshetra Vikas [Development of Backward Areas]</b>
	<b>63.</b>	Backward Regions Grants Fund
<b>XX.</b>		<b>e- Shasan [IT enabled e-Governance]</b>
	<b>64.</b>	Central and State Governments
	<b>65.</b>	Panchayats and Municipalities



**ABBREVIATIONS USED**

AAY	Antyodaya Anna Yojana
ARWSP	Accelerated Rural Water Supply Programme
DDRS	Deen Dayal Rehabilitation Scheme
EWS	Economically Weaker Section
IAY	Indira Awaas Yojana
ICDS	Integrated Child Development Scheme
LIG	Low Income Group
MWE	Minimum Wages Enforcement
NC	Not Covered
NREGS	National Rural Employment Guarantee Scheme
PC	Partially Covered
PMGSY	Prime Minister Grameen Sadak Yojana
SC	Scheduled Caste
RGGVY	Rajiv Gandhi Grameen Vidyutikaran Yojana
SGRY	Sampoorna Grameen Rojgar yojana
SGSY	Swaranjanayati Gram Swarojgar Yojana
SHG	Self Help Groups
ST	Scheduled Tribe
TPDS	Targeted Public Distribution system