

TWENTY POINT PROGRAMME-2006
PROGRESS REPORT
FOR
APRIL- AUGUST, 2010



GOVERNMENT OF INDIA
MINISTRY OF STATISTICS AND PROGRAMME IMPLEMENTATION
SARDAR PATEL BHAWAN, SANSAD MARG,
NEW DELHI-110 001

Website: www.mospi.gov.in

CONTENTS

	Page No.
I. Introduction	i
II. List of Twenty Points	ii
III. List of Monthly Monitored Items	iii
IV. List of items identified for ranking	iv
V. Status of receipt of targets for Monthly Monitored items	v
VI. List of items under TPP-2006 yet to be operationalised	viii

PART-I

Overall Performance Analysis

VII. Progress Report	1
VIII. Highlights of Performance	2
Table - A - All India Performance	6
Table- B - State Wise Performance	7
Table- C - State Wise and Item Wise Performance	12

PART- II

Performance Tables

Table No.	Description of Item	
1	Employment Generation - <i>MGNREG</i> Scheme	22
2 A)	Swaranjayanti Gram Swarojgar Yojana (SGSY)	23
2(B)	SC, ST, Women and Disabled Swarozgaries Assisted under SGSY	25
3(A)	SHGs Formed under SGSY	26
3(B)	SHGs to whom income generating activities provided -SGSY	28
4(A)	Distribution of Waste Land to the Landless	29
4(B)	Waste Land Distributed to SC, ST and others	30
5(A)	Minimum Wages Enforcement (Including Farm Labour)	31
	(i) Inspections made (ii) Irregularities detected	
	(iii) Irregularities rectified	
5(B)	Minimum Wages Enforcement (Including Farm Labour)	32
	(i) Claims Filed (ii) Claims Settled	
5(c)	Minimum Wages Enforcement (Including Farm Labour)	33
	(i) Prosecution cases pending (ii) Prosecution cases filed	
	(iii) Prosecution cases decided	
6(A)	<i>Food Security</i> : Targeted Public Distribution System (TPDS) for AAY, APL & BPL,	34
6(B)	<i>Food Security</i> : TPDS only for Antyodaya Anna Yojana (AAY)	36
6(C)	<i>Food Security</i> : TPDS only for Below Poverty Line (BPL)	38
7	Rural Housing - Indira Awaas Yojana (IAY)	40

Contd...

Table No.	Description of Item	Page No.
8	EWS/LIG Houses in Urban Areas	42
9 (A)	Rural Areas - ARWSP Habitations (NC/PC) covered	44
9 (B)	Slipped back habitations and habitations with water quality problem addressed-ARWSP	46
10	Sanitation Programme in Rural Areas	48
11	Institutional Delivery	49
12	SC Families Assisted	50
13	Universalization of ICDS Scheme	52
14	Functional Anganwadis	54
15	No. of Urban Poor Families Assisted under Seven Point Charter	56
16(A)	<i>Afforestation</i> : Area Covered under Plantation- (Public and Forest Lands)	58
16(B)	<i>Afforestation</i> : Seedlings Planted – (Public and Forest Lands)	60
17	Rural Roads Constructed under (PMGSY)	62
18	Village Electrified under Rajiv Gandhi Grameen Vidyutikaran Yojana (RGGVY)	64
19	Energising Pump sets	66
20	Supply of Electricity	68

Annexures

○	List of 65 items to be monitored under TPP-2006	Annexure – I	70-72
○	Abbreviations used	Annexure - II	73

Twenty Point Programme – 2006

An Introduction

The Twenty Point Programme (TPP) was launched by the Government of India in the year 1975 and restructured in 1982, 1986 and again in 2006. The restructured programme, known as Twenty Point Programme (TPP) – 2006, became operational with effect from 1st April, 2007. The Programme is meant to give a thrust to schemes relating to poverty alleviation, employment generation in rural areas, housing, education, family welfare & health, protection of environment and many other schemes having a bearing on the quality of life, especially in the rural areas.

2. The programmes and schemes under the TPP-2006 are in harmony with the priorities contained in the Millennium Development Goals (MDGs) of the United Nations and SAARC Social Charter. The original nomenclature, namely the Twenty Point Programme, which has been in existence for more than three decades and carries the stamp of familiarity among the people and administrative agencies, has been retained.

3. Twenty Point Programme (TPP) – 2006 originally consisted of 20 Points (*Appendix-I*) and 66 items being monitored individually by Central Nodal Ministries concerned. Up to 2007-08, out of 66 items, 22 items were monitored on monthly basis. From 1st April, 2008 *Sampoorna Grameen Rojgar Yojana* (SGRY) has been merged with another item namely ‘*National Rural Employment Guarantee Act*’ which has now been renamed as *Mahatma Gandhi National Rural Employment Guarantee Act from 31st December, 2009* therefore, SGRY has been dropped from the list of 66 items and only 65 items are now monitored under TPP-2006 since 2008-09. The list of 65 items is enclosed at ***Annexure-I***.

4. Out of 65 items, 20 items (information in respect of 16 items is being collected from various States/ UTs and for remaining 4 items from the concerned Central Nodal Ministries) are being monitored on monthly basis during the period 2010-11. The remaining items under TPP-2006, are being monitored on annual basis as the information in respect of these items will be made available by the concerned Central Nodal Ministries only on annual basis. These 65 items consist of about 160 identified parameters, however for the purpose of monthly performance, 19 identified parameters have been taken.

5. Some of the schemes/programmes are yet to be operationalised by the Central Nodal Ministries concerned. These items will be monitored only after the schemes concerning them come into existence and their frequency of monitoring will be decided later. The details of such items are available on the page number (viii) of the report.

6. The monitoring mechanism for TPP-2006 has been widened by including block level monitoring in addition to District, State and Central level monitoring. Most of the States/Union Territories have constituted the block, district and state level monitoring committees. At the Centre, the progress of individual items is monitored and reviewed by the Departments/Ministries concerned. The Ministry of Statistics & Programme Implementation (MOSPI) monitors the Programme/ schemes covered under TPP-2006 on the basis of performance report received from State Government and central nodal Ministries and also conducts an annual All India Review meeting on TPP which is attended by State Governments and Central Ministries. The Monitoring Guidelines of TPP-2006 issued to States/UTs are also available on the website of the Ministry (www.mospi.gov.in).

Twenty Point Programme – 2006

Twenty Points

1. Garibi Hatao [Poverty Eradication]
2. Jan Shakti [Power to People]
3. Kisan Mitra [Support to Farmers]
4. Shramik Kalyan [Labour Welfare]
5. Khadya Suraksha [Food Security]
6. Subke Liye Aawas [Housing for All]
7. Shudh Peya Jal [Clean Drinking Water]
8. Jan Jan Ka Swasthya [Health for All]
9. Sabke Liye Shiksha [Education for All]
10. Anusuchit Jaati, Jan Jaati, Alp-sankhyak evam Anya Pichhra
Varg Kalyan [Welfare of Scheduled Castes, Scheduled Tribes,
Minorities and OBCs]
11. Mahila Kalyan [Women Welfare]
12. Bal Kalyan [Child Welfare]
13. Yuva Vikas [Youth Development]
14. Basti Sudhar [Improvement of Slums]
15. Paryavaran Sanrakshan evam Van Vridhi
[Environment Protection and Afforestation]
16. Samajik Suraksha [Social Security]
17. Grameen Sadak [Rural Roads]
18. Grameen Oorja [Energization of Rural Area]
19. Pichhara Kshetra Vikas [Development of Backward Areas]
20. e- Shasan [IT enabled e-Governance]

Twenty Point Programme – 2006

Monthly Monitored Items

1. Employment Generation under the Mahatma Gandhi National Rural Employment Guarantee Scheme (*MGNREGA*)
2. Swaranjayanti Gram Swarajgar Yojana (SGSY)
3. ***Self help Groups:***
 - (i) Self help Groups formed under SGSY
 - (ii) SHGs to whom income generating activities provided under SGSY
4. Distribution of Waste land to landless
5. Minimum Wages Enforcement (Including Farm Labour)
6. ***Food Security:***
 - (i) Targeted Public Distribution System (TPDS) for AAY, APL& BPL,
 - (ii) TPDS only for Antyodaya Anna Yojana (AAY)
 - (iii) TPDS only for Below Poverty Line (BPL)
7. Rural Housing for Indira Awaas Yojana (IAY)
8. EWS/LIG Houses in Urban Areas
9. ***Rural Areas-*** Accelerated Rural Water Supply Programme (ARWSP)
 - (i) Habitations covered (NC &PC)
 - (ii) Slipped back habitations and habitations with water quality problems addressed
10. Sanitation Programme in Rural Areas
11. Institutional Delivery
12. SC Families Assisted
13. Universalisation of ICDS Scheme
14. Functional Anganwadis
15. Number of Urban poor families assisted under seven point charter viz. land tenure, housing at affordable cost, water, sanitation, health, education, and social security.
16. ***Afforestation:***
 - (a) Area Covered under Plantation on - Public and Forest Lands
 - (b) Number of Seedlings planted on -Public and Forest Lands
17. Rural Roads constructed under Prime Minister Grameen Sadak Yojana (PMGSY)
18. Village Electrified under Rajiv Gandhi Grameen Vidyutikaran Yojana (RGGVY)
19. Energising Pump sets
20. Supply of Electricity

Twenty Point Programme – 2006

Items/Parameters identified for ranking

For the purpose of monthly ranking, the performance of States under TPP-2006 is evaluated on the following 19 Parameters, contained in 15 Items and as per State/UT wise targets fixed by the Central Administrative Ministries.

Items	Parameters	Description of Item
1	1	Total No. of Individual Swarozgaries Assisted under SGSY
2	2	SHGs to whom income generating activities provided under SGSY
3	-	Food Security:
	3	(i) Targeted Public Distribution System (TPDS) for AAY, APL & BPL,
	4	(ii) TPDS only for Antyodaya Anna Yojana (AAY)
	5	(iii) TPDS only for Below Poverty Line (BPL)
4	6	Rural Housing under Indira Awaas Yojana (IAY)
5	7	EWS/LIG Houses in Urban Areas
6	-	Rural Areas:
	8	(i) Accelerated Rural Water Supply Programme-Habitation covered (NC & PC)
	9	(ii) Slipped back habitations and habitation with water quality problems addressed -ARWSP
7	10	SC Family Assisted
8	11	Universalisation of ICDS Scheme
9	12	Functional Anganwadis
10.	13	Number of Urban poor families assisted under seven point charter viz. land tenure, housing at affordable cost, water, sanitation, health, education, and social security.
11	-	Afforestation:
	14	(i) Area Covered under Plantation on- Public and Forest Lands
	15	(ii) Number of Seedlings planted on- Public and Forest Lands
12	16	Rural Roads constructed under Prime Minister Grameen Sadak Yojana (PMGSY)
13	17	Village electrified under Rajiv Gandhi Grameen Vidyutikaran Yojana (RGGVY)
14	18	Energising Pump sets
15	19	Supply of Electricity

STATUS OF RECEIPT OF TARGETS FOR MONTHLY MONITORED ITEMS UNDER TPP-2006

Item No.	Name of the item	Parameter	Parameters/ indicators	Whether State-wise targets fixed by the concerned Administrative Ministries	Whether targets have been received	Nodal Ministry
1	Employment Generation under the <i>Mahatma Gandhi National Rural Employment Guarantee Scheme</i>	-	(i) No. of job card issued (ii) Employment generated (iii) Wages given	Targets not fixed */ not supplied by Administrative Ministry	-	Ministry of Rural Development
2	Swaranjayanti Gram Swarajgar Yojana (SGSY)	1	<i>Individual Swarozgaries Assisted</i> (i) Total (ii) SC (iii) ST (iv) Women (v) Disabled person	Targets received from Administrative Ministry	Yes	-do-
3	Self help Groups	-	SHGs under SGSY - SHGs formed	Targets not fixed */ not supplied by Administrative Ministry	-	-do-
		2	- SHGs to whom income generating activities provided	Targets received from Administrative Ministry	Yes	-do-
4	Distribution of waste land to the landless	-	<i>Waste Land Distributed</i> (i) Total (ii) SC (iii) ST (iv) Others	Targets not fixed */ not supplied by Administrative Ministry	-	-do-
5	Minimum Wages Enforcement (including Farm Labour)	-	(a) <i>Agriculture and Farm workers</i> (i) Inspections made (ii) Irregularities detected (iii) Irregularities rectified (iv) Claims filed (v) claims settled (vi) Prosecution cases pending (vii) Prosecution cases filed (viii) Prosecution cases decided (b) <i>others</i>	Targets not fixed */ not supplied by Administrative Ministry	-	Ministry of Labour & Employment

Item No.	Name of the item	Parameter	Parameters/ indicators	Whether State -wise targets fixed by the concerned Administrative Ministries	Whether targets have been received	Nodal Ministry
6	Food Security : (i) Targeted Public Distribution System (AAY+APL+BPL) (ii) Antyodaya Anna Yojana (AAY) (iii) Below Poverty Line (BPL)	3	Allocation of Food Grains to States/UTs	Targets received from Administrative Ministry	Yes	Ministry of Consumer Affairs, Food & Public Distribution
		4	Allocation of Food Grains to States/UTs	-do-	Yes	-do-
		5	Allocation of Food Grains to States/UTs	-do-	Yes	-do-
7	Rural Housing - Indira Awaas Yojana (IAY)	6	Houses Constructed	Targets received from Administrative Ministry	Yes	Ministry of Rural Development
8	EWS/LIG Houses in Urban Areas	7	Houses Constructed	Targets may be fixed but not received from Administrative Ministry & hence previous year's target taken **	No	M/o Housing and Urban Poverty Alleviation
9	Rural Areas - Accelerated Rural Water Supply Programme -(ARWSP)	8	(i) Habitations covered (NC/PC)	Targets received from Administrative Ministry	Yes	M/o RD Department of Drinking Water Supply
		9	(ii) Slipped back Habitations and Habitations with water quality problem addressed	Targets received from Administrative Ministry	Yes	-do-
10.	Sanitation Programme in Rural Areas	-	Individual Household latrines constructed	Targets not fixed */ not supplied by Administrative Ministry	-	M/o RD Department of Drinking Water Supply
11.	Institutional Delivery	-	Delivery in Institutions	Targets not fixed * / not supplied by Administrative Ministry	-	Ministry of Health & Family Welfare
12.	SC Families Assisted	10	SC Families Assisted	Targets may be fixed but not received from Administrative Ministry & hence target of 2007-08 taken **	No	M/o Social Justice and Empowerment
13.	Universalisation of ICDS Scheme	11	ICDS Blocks Operational (Cumulative)	Targets received from Administrative Ministry	Yes	Ministry of Women and Child Development

** Reminders sent to Administrative Ministry to send this year's target.

Item No.	Name of the item	Parameter	Parameters/ indicators	Whether State-wise targets fixed by the concerned Administrative Ministries	Whether targets have been received	Nodal Ministry
14.	Functional Anganwadis	12	Anganwadis Functional (cumulative)	Targets received from Administrative Ministry	Yes	Ministry of Women and Child Development
15.	Number of Urban poor families assisted under seven point charter viz. land tenure, housing at affordable cost, water, sanitation, health, education, and social security.	13	Poor Families Assisted	Targets may be fixed but not received from Administrative Ministry, & hence last year's target has been taken in the review**	No	M/o Housing and Urban Poverty Alleviation
16	Afforestation: (a) Area Covered under Plantation on - Public and Forest Lands (b) Number of Seedlings planted on -Public and Forest Lands	14	(a) Area Covered under Plantation on - Public and Forest Lands	Targets received from Administrative Ministry	Yes	Ministry of Environment and Forest
		15	(b)Number of Seedlings of	Targets received from Administrative Ministry	Yes	do
17.	Rural Roads – PMGSY	16	Length of Road Constructed	Targets received from Administrative Ministry	Yes	Ministry of Rural Development
18.	Rajiv Gandhi Grameen Vidyutikaran Yojana (RGGVY)	17	Villages electrified	Targets received from Administrative Ministry	Yes	Ministry of Power
19.	Energising Pump sets	18	Pumpsets Energised	Targets received from Administrative Ministry	Yes	-do-
20	Supply of Electricity	19	Electricity demanded	Targets received from Administrative Ministry	Yes	-do-

* These items where Administrative Ministries have not fixed state-wise targets are not monitored/ reviewed on monthly basis (only 19 parametres being monitored on monthly basis) since these are monitored without fixing of targets with reference to actual achievements as these are demand driven based.

** Reminders have been sent to Administrative Ministry.

List of items where the concerned schemes are yet to be operationalised

(i) *Quick and inexpensive justice–Gram Nyayalayas and Nyaya Panchayats*¹: Ministry of Panchayati Raj is consulting Central Ministries and States/UT Governments regarding draft bill on Nyaya Panchayats.

(ii) *Sports for all in Rural and Urban Areas*² : The scheme titled “Nagar Palika Yuva Krida Aur Khel Abhiyan” for the development of sports infrastructure in urban areas is yet to be approved.

1. when operationalise will be monitored under Point No. 2 *Jan Shakti (Power to People)* (Item 7)
2. when operationalise will be monitored under Point No 13 *Yuva Vikas (Youth Development)* (Item 47)

PART - I

TWENTY POINT PROGRAMME - 2006

OVERALL PERFORMANCE ANALYSIS

Twenty Point Programme-2006

Progress Report *-(April-August, 2010)

This monthly progress report of Twenty Point Programme-2006 consists of two parts: **Part-I** contains an analysis of the overall performance, whereas **Part-II** deals with item-wise performance.

2. The report is compiled on the basis of data received from the Central Nodal Ministries and State Governments/UT Administrations. The data is received either through web enabled software developed by National Informatics Centre (NIC) Cell in this Ministry or through Fax/e-mail/post. The processing of data has been done in association with NIC Cell.

3. The analysis for the period of **April-August, 2010** shows that the performance under **thirteen items** has been **‘Very Good’** (90% or above the targets). These items are:

- (i) Road Constructed under Prime Minister Grameen Sadak Yojana (PMGSY)
- (ii) Urban Poor Families Assisted under Seven Point Charter
- (iii) Seedlings Planted (Public and Forest Lands)
- (iv) Area Covered under Plantation (Public and Forest Lands)
- (v) Individual Swarozgaries Assisted under SGSY
- (vi) Pumpssets Energised
- (vii) Houses Constructed under Indira Awaas Yojana (IAY)
- (viii) ICDS Blocks Operational (Cum.)
- (ix) *Food Security*: Targeted Public Distribution System only for BPL
- (x) *Food Security*: Targeted Public Distribution System only for AAY
- (xi) *Food Security*: Targeted Public Distribution System for APL, BPL & AAY
- (xii) SHGs Provided Income Generating Activities under SGSY and
- (xiii) Supply of Electricity

4. The performance of **one item** has been **‘Good’** (80% to 90% of target). The item is:

- (i) Anganwadis Functional (Cum.)

5. The performance of **five items** has been **‘Poor’** (below 80% of target). These items are:

- (i) Houses constructed under EWS/LIG
- (ii) Village Electrified- Rajiv Gandhi Grameen Vidyutikaran Yojana (RGGVY)
- (iii) SC Families Assisted
- (iv) Slipped back habitations and habitations with water quality problems addressed-ARWSP and
- (v) Habitations covered (NC and PC)- ARWSP

6. The item “*Sapoorna Gramin Rojgar Yojana (SGRY)*” has been merged with “*National Rural Employment Guarantee Scheme- NREGS*” with effect from 1st April, 2008 which has now been renamed as *Mahatma Gandhi National Rural Employment Guarantee Scheme (MGNREGS)* with effect from. 31st December, 2009. Some of items under TPP-2006 namely “*Mahatma Gandhi National Rural Employment Guarantee Scheme (MGNREGS)*, *Self help Groups formed under SGSY*, *Sanitation Programme in Rural Area* and *Institutional Delivery*” are demand driven and no targets are assigned by concerned nodal Ministries where as for items like “*Distribution of Wasteland to the landless*” & *Minimum Wages Enforcement (including Farm Labour)*, concerned administrative Ministries are not in position to provide state/UT-wise targets as such all these items are being monitored on monthly basis without any targets but not been considered for the purpose of ranking. In order to monitor the performance of TPDS under *Food Security* in a more purpose full manner individual monitoring of one more parameters namely BPL have been added besides existing parameters namely TPDS and AAY for monitoring on monthly basis. The items where monthly/quarterly/ annual targets have been provided by the Ministries concerned, monthly targets have been worked out on prorata basis.

7. MPR has not received from the State of Bihar till finalization of this report. Therefore the performance of the State for the month of August, 2010 has been reported as nil in this MPR.

* Based on monthly monitoring 19 Parameters.

HIGHLIGHTS OF PERFORMANCE

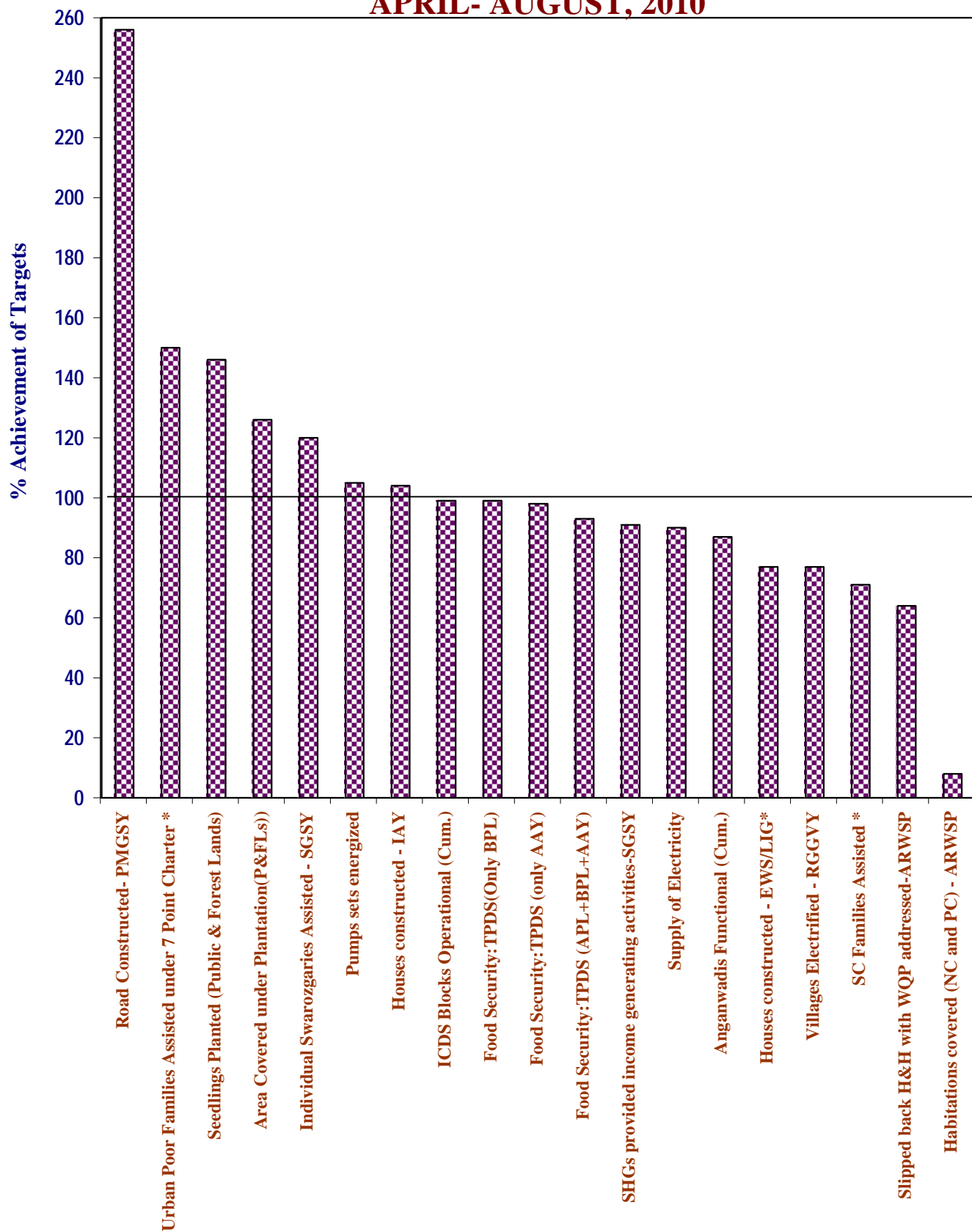
Sl. No.	Item	Achievement for April-August, 2010
1- Employment Generated under MGNREGS.		
	(i) No. of Job cards issued	57.69 lakh *
	(ii) Employment generated	116.72 crore mandays
	(iii) Wages given	Rs. 11784.45 crore
2- Swaranjayanti Gram Swarozgar Yojana (SGSY)		
	No. of Individual Swarozgaries Assisted	1,09,662
3- Self help Groups		
	(i) No. of SHGs formed	1,10,389
	(ii) No. of SHGs to whom income generating activities provided under SGSY	47,718
4- Distribution of waste land to the landless		
	Land Distributed	38,700 hectare
5- Minimum Wages Enforcement (Including Farm Labour)		
	(i) No. of Inspections made	77,057
	(ii) No. of Irregularities detected	9,174
	(iii) No. of Irregularities rectified	9,323
	(iv) No. of Claims filed	3,469
	(v) No. of Claims settled	1,386
	(vi) No. of Prosecution cases Pending	6,283
	(vii) No. of Prosecution cases filed	183
	(viii) No. of Prosecution cases decided	25
6- Food Security: (i) TPDS (ii) AAY(iii) BPL		
	(i) Food Security: Targeted Public Distribution System (TPDS)	179.88 lakh tonnes
	(ii) Food Security: Antyodaya Anna Yojana (AAY)	41.75 lakh tonnes
	(iii) Food Security: Below Poverty Line (BPL)	72.08 lakh tonnes
7- Rural Housing -Indira Awaas Yojana		
	No. of Houses constructed	6,79,230
8- EWS/LIG Houses in Urban Areas		
	No. of Houses constructed	51,036

Contd.....

Sl. No.	Item	Achievement for April-August, 2010
9-	Rural Areas. - Accelerated Rural Water Supply Programme	
	(i) Habitations covered (NC and PC)	7
	(ii) Slipped back habitations and habitations with water quality problems addressed-ARWSP	18,231
10-	Sanitation Programme in Rural Areas	
	No. of Individual household latrines constructed	40.41 lakh
11-	Institutional Delivery	
	No. of Deliveries in Institutions	54.31 lakh
12-	SC Families Assisted	
	No. of SC Families Assisted	14.13 lakh
13-	Universalisation of ICDS Schemes	
	No. of ICDS Blocks Operational (Cum.)	6,643
14-	Functional Anganwadis	
	No. of Anganwadis Functional (Cum.)	11.81 lakh
15-	Number of Urban poor families assisted under seven point charter viz. land tenure, housing at affordable cost, water, sanitation, health, education, and social security.	
	No. of Poor Families Assisted	1,45,646
16-	Afforestation:	
	(i) Area Covered under Plantation (Public and Forest Lands)	912,318 hectares
	(ii) No. of Seedlings Planted (Public and Forest Lands)	66.04 crore
17-	Rural Road- Prime Minister Grameen Sadak Yojana (PMGSY)	
	Length of Road Constructed	19,106 Kms
18-	Rajiv Gandhi Grameen Vidyutikaran Yojana (RGGVY)	
	No. of Villages Electrified	5,590
19-	Energized Pumps sets	
	No. of Pumps sets energized	140,833
20-	Supply of Electricity	
	Electricity supplied	318,112 million units (MU)

Note:- * Some of States are reporting performance since inception but now it has been reconciled with the performance figures supplied by M/o Rural Development to set performance targets during April-August, 2010.

PERFORMANCE DURING APRIL- AUGUST, 2010



ACHIEVEMENT HIGHLIGHTS

PERFORMANCE DURING APRIL TO AUGUST 2010

The cumulative performance during April to August, 2010 has been "Very Good" for 13 items, "Good" for 1 item, and "Poor" for 5 items.

A. "Very Good" Performance (90% or above of targets)

<u>No.</u>	<u>Parameters</u>	<u>% Achievement</u>
1	Road Constructed- PMGSY	256
2	Urban Poor Families Assisted under Seven Point Charter	150
3	Seedlings Planted (Public and Forest Lands)	146
4	Area Covered under Plantation(Public and Forest Lands)	126
5	Individual Swarozgaries Assisted - SGSY	120
6	Pumps sets energized	105
7	Houses constructed - IAY	104
8	ICDS Blocks Operational (Cum.)	99
9	Food Security: Targeted Public Distribution System(Only BPL)	99
10	Food Security: Targeted Public Distribution System(only AAY)	98
11	Food Security: Targeted Public Distribution System (APL+BPL+AAY)	93
12	SHGs provided income generating activities-SGSY	91
13	Supply of Electricity	90

B. "Good" Performance (Between 80% to 90%)

14	Anganwadis Functional (Cum.)	87
----	------------------------------	----

C. Areas of concern-where the performance is below 80%

15	Houses constructed - EWS/LIG	77
16	Villages Electrified - RGGVY	77
17	SC Families Assisted	71
18	Slipped back habitations and habitations with water quality problems addressed-ARWSP	64
19	Habitations covered (NC and PC) - ARWSP	8

Table - A
Targets for 2010-2011 & April to August, 2010 and achievements during the period April to August, 2010
ALL INDIA PERFORMANCE

Sl. No.	Item Description	Units	Targets		Achievements	% Achievements of Targets during April - August, 2010
			2010-2011	April - August, 2010	April - August, 2010	
1	Individual Swarozgaries Assisted - SGSY	Number	3,22,093	91,254	1,09,662	120
2	SHGs provided income generating activities	Number	1,85,525	52,577	47,718	91
3	Food Security: Targeted Public Distribution System (TPDS)	Tonnes	-	1,93,05,389	1,79,87,643	93
4	Food Security: Antodaya Anna Yojana (AAY)	Tonnes	-	42,58,302	41,74,898	98
5	Food Security: Targeted Public Distribution System (Only BPL)	Tonnes	-	72,74,168	72,07,812	99
6	Houses constructed - IAY	Number	28,08,697	6,55,373	6,79,230	104
7	Houses constructed - EWS/LIG	Number	1,59,707	66,522	51,036	77
8	Habitations covered (NC and PC) - ARWSP	Number	376	88	7	8
9	Slipped back habitations and habitations with water quality problems addressed - ARWSP	Number	1,21,436	28,328	18,231	64
10	SC Families Assisted	Number	47,74,200	19,89,201	14,13,284	71
11	ICDS Blocks Operational (Cum.)	Number	7,012	6,744	6,643	99
12	Anganwadis Functional (Cum.)	Number	13,66,624	13,56,027	11,80,950	87
13	Urban Poor Families Assisted under Seven Point Charter	Number	2,33,711	97,366	1,45,646	150
14	Area Covered under Plantation (Public and Forest Lands)	Hectares	17,31,850	7,21,573	9,12,318	126
15	Seedlings Planted (Public and Forest Lands)	Number	1,08,58,20,000	45,24,25,422	66,04,26,118	146
16	Road Constructed - PMGSY	Kilometer	34,455	7,461	19,106	256
17	Villages Electrified - RGGVY	Number	17,500	7,266	5,590	77
18	Pumps sets energized	Number	3,21,492	1,33,938	1,40,833	105
19	Electricity supplied	Million Units	-	3,54,743	3,18,112	90

Table - B**STATE-WISE PERFORMANCE DURING APRIL TO AUGUST, 2010 (PERCENT ACHIEVEMENT)**

Sl.No	Description	ALL							
		INDIA	AP	ARP	AS	BI	CHHA.	DELHI	GOA
1	Individual Swarozgaries Assisted - SGSY	120	51	40	33	5	66	NA	8
2	SHGs provided income generating activities	91	236	3	75	47	51	NA	39
3	Food security-Targeted Public Distribution system (APL+BPL+AAY)	93	89	93	91	85	97	110	94
4	Food security-Targeted Public Distribution system (only AAY)	98	102	94	100	98	97	86	118
5	Food Security - Targeted Public Distribution System (Only BPL)	99	100	93	100	88	101	88	119
6	Houses constructed - IAY	104	128	51	136	92	129	NA	53
7	Houses constructed - EWS/LIG	77	45	0	0	NA	240	44	0
8	Habitations covered (NC and PC) - ARWSP	8	NA	NA	NA	NA	NA	NA	NA
9	Slipped back habitations and habitations with water quality problems addressed-ARWSP	64	28	0	74	9	37	NA	NA
10	SC Families Assisted	71	73	NA	83	13	28	16	51
11	ICDS Blocks Operational (Cum.)	99	100	100	101	100	100	81	100
12	Anganwadis Functional (Cum.)	87	81	100	93	87	57	100	100
13	Urban Poor Families Assisted under Seven Point Charter	150	NA	NA	787	NA	0	2	NA
14	Area Covered under Plantation (Public and Forest Lands)	126	53	0	0	38	227	1,890	68
15	Seedlings Planted (Public and Forest Lands)	146	60	1	152	38	251	2,267	36
16	Road Constructed- PMGSY	256	317	339	64	63	208	NA	NA
17	Villages Electrified - RGGVY	77	NA	47	131	82	67	NA	NA
18	Pumps sets energized	105	144	NA	NA	NA	40	NA	85
19	Supply of Electricity	90	94	83	92	87	97	100	97

NA - Not Applicable

Table - B(Contd.)

STATE-WISE PERFORMANCE DURING APRIL TO AUGUST, 2010 (PERCENT ACHIEVEMENT)

Item No.	Description	ALL INDIA	GUJ	HRY	HP	J&K	JHAR.	KAR	KER
1	Individual Swarozgaries Assisted - SGSY	120	414	33	113	30	97	145	67
2	SHGs provided income generating activities	91	156	101	94	20	250	61	56
3	Food security-Targeted Public Distribution system (APL+BPL+AAY)	93	93	76	92	104	80	100	92
4	Food security-Targeted Public Distribution system (only AAY)	98	106	94	101	101	98	102	100
5	Food Security - Targeted Public Distribution System (Only BPL)	99	108	96	86	100	95	104	100
6	Houses constructed - IAY	104	100	76	35	134	462	87	155
7	Houses constructed - EWS/LIG	77	369	0	NA	NA	NA	9	38
8	Habitations covered (NC and PC) - ARWSP	8	NA	NA	NA	NA	NA	NA	NA
9	Slipped back habitations and habitations with water quality problems addressed-ARWSP	64	108	57	85	56	2	175	0
10	SC Families Assisted	71	149	54	89	118	160	18	131
11	ICDS Blocks Operational (Cum.)	99	109	94	99	101	100	100	100
12	Anganwadis Functional (Cum.)	87	99	68	97	87	100	95	97
13	Urban Poor Families Assisted under Seven Point Charter	150	267	NA	NA	NA	NA	41	NA
14	Area Covered under Plantation (Public and Forest Lands)	126	123	565	138	6	75	177	168
15	Seedlings Planted (Public and Forest Lands)	146	174	565	138	8	117	233	296
16	Road Constructed- PMGSY	256	198	570	259	270	474	335	260
17	Villages Electrified - RGGVY	77	NA	NA	83	73	54	150	NA
18	Pumps sets energized	105	136	360	281	NA	NA	151	82
19	Supply of Electricity	90	94	92	97	74	96	89	98

NA - Not Applicable

Table - B(Contd.)

STATE-WISE PERFORMANCE DURING APRIL TO AUGUST, 2010 (PERCENT ACHIEVEMENT)

Item No.	Description	ALL INDIA	MP	MAH	MANI	MEGH	MIZ	NAGA	ORI
1	Individual Swarozgaries Assisted - SGSY	120	191	49	0	786	0	247	11
2	SHGs provided income generating activities	91	78	59	0	47	271	0	22
3	Food security-Targeted Public Distribution system (APL+BPL+AAY)	93	90	87	26	93	84	120	95
4	Food security-Targeted Public Distribution system (only AAY)	98	91	94	31	99	88	109	99
5	Food Security - Targeted Public Distribution System (Only BPL)	99	105	99	27	99	91	110	100
6	Houses constructed - IAY	104	138	37	29	103	146	0	114
7	Houses constructed - EWS/LIG	77	NA	48	NA	NA	0	NA	21
8	Habitations covered (NC and PC) - ARWSP	8	NA	NA	NA	NA	NA	NA	NA
9	Slipped back habitations and habitations with water quality problems addressed-ARWSP	64	96	117	0	28	0	0	120
10	SC Families Assisted	71	15	59	0	NA	NA	NA	11
11	ICDS Blocks Operational (Cum.)	99	100	99	100	100	100	105	100
12	Anganwadis Functional (Cum.)	87	91	80	84	100	100	100	93
13	Urban Poor Families Assisted under Seven Point Charter	150	NA	0	NA	86	NA	NA	NA
14	Area Covered under Plantation (Public and Forest Lands)	126	87	54	194	35	288	0	317
15	Seedlings Planted (Public and Forest Lands)	146	87	131	312	156	172	0	247
16	Road Constructed- PMGSY	256	236	1,243	37	0	167	0	181
17	Villages Electrified - RGGVY	77	78	NA	28	4	153	280	75
18	Pumps sets energized	105	183	NA	NA	NA	NA	NA	77
19	Supply of Electricity	90	79	80	87	82	83	88	99

NA - Not Applicable

Table - B(Contd.)

STATE-WISE PERFORMANCE DURING APRIL TO AUGUST, 2010 (PERCENT ACHIEVEMENT)

Item No.	Description	ALL INDIA	PUDU	PUN	RAJ	SIK	TN	TRI	UTTA.
1	Individual Swarozgaries Assisted - SGSY	120	0	177	52	105	153	0	116
2	SHGs provided income generating activities	91	122	54	54	67	174	0	120
3	Food security-Targeted Public Distribution system (APL+BPL+AAY)	93	88	82	90	99	113	87	87
4	Food security-Targeted Public Distribution system (only AAY)	98	95	68	99	98	115	95	92
5	Food Security - Targeted Public Distribution System (Only BPL)	99	94	96	101	91	103	98	97
6	Houses constructed - IAY	104	2	117	52	66	7	59	87
7	Houses constructed - EWS/LIG	77	34	NA	62	220	76	171	NA
8	Habitations covered (NC and PC) - ARWSP	8	NA	150	0	NA	NA	NA	17
9	Slipped back habitations and habitations with water quality problems addressed-ARWSP	64	NA	62	78	0	23	52	60
10	SC Families Assisted	71	66	60	71	0	100	1	99
11	ICDS Blocks Operational (Cum.)	99	100	100	100	118	100	104	96
12	Anganwadis Functional (Cum.)	87	100	100	92	89	100	98	40
13	Urban Poor Families Assisted under Seven Point Charter	150	NA	NA	NA	39	332	0	NA
14	Area Covered under Plantation (Public and Forest Lands)	126	80	229	378	6	53	233	238
15	Seedlings Planted (Public and Forest Lands)	146	391	227	422	81	54	25	220
16	Road Constructed- PMGSY	256	NA	719	697	122	586	48	184
17	Villages Electrified - RGGVY	77	NA	NA	119	50	0	NA	NA
18	Pumps sets energized	105	143	91	35	NA	91	NA	226
19	Supply of Electricity	90	92	92	98	100	93	86	90

NA - Not Applicable

Table - B(Contd.)

STATE-WISE PERFORMANCE DURING APRIL TO AUGUST, 2010 (PERCENT ACHIEVEMENT)

Item No.	Description	ALL INDIA	UP	WB	A&N	CHND.	D&N	D&D	LAKSH
1	Individual Swarozgaries Assisted - SGSY	120	192	352	414	NA	243	71	0
2	SHGs provided income generating activities	91	100	57	220	NA	0	0	0
3	Food security-Targeted Public Distribution system (APL+BPL+AAY)	93	95	96	54	95	1	12	80
4	Food security-Targeted Public Distribution system (only AAY)	98	99	84	62	31	0	15	0
5	Food Security - Targeted Public Distribution System (Only BPL)	99	99	102	50	100	0	25	0
6	Houses constructed - IAY	104	72	129	10	NA	24	0	114
7	Houses constructed - EWS/LIG	77	NA	0	NA	NA	NA	NA	NA
8	Habitations covered (NC and PC) - ARWSP	8	NA	NA	0	NA	NA	NA	0
9	Slipped back habitations and habitations with water quality problems addressed-ARWSP	64	45	12	NA	NA	NA	NA	NA
10	SC Families Assisted	71	63	13	NA	150	NA	NA	NA
11	ICDS Blocks Operational (Cum.)	99	100	79	100	100	100	100	100
12	Anganwadis Functional (Cum.)	87	82	94	97	84	87	91	100
13	Urban Poor Families Assisted under Seven Point Charter	150	NA	NA	NA	NA	NA	NA	NA
14	Area Covered under Plantation (Public and Forest Lands)	126	145	66	123	202	182	0	88
15	Seedlings Planted (Public and Forest Lands)	146	215	162	58	201	596	27	106
16	Road Constructed- PMGSY	256	472	75	NA	NA	NA	NA	NA
17	Villages Electrified - RGGVY	77	NA	16	NA	NA	NA	NA	NA
18	Pumps sets energized	105	98	14	NA	NA	NA	0	NA
19	Supply of Electricity	90	81	96	75	100	100	94	100

NA - Not Applicable

Table - C

Items in which the States/UTs performance is Very Good (90% and above),
Good (80% to 90%) and Poor (below 80%) during the period
April to August, 2010

1. ANDHRA PRADESH

Very Good

SHGs provided income generating activities, Food Security:Antodaya Anna Yojana(AAY), Food Security:Targeted Public Distribution System (Only BPL), Houses constructed - IAY, ICDS Blocks Operational (Cum.), Road Constructed- PMGSY, Pumps sets energized, Electricity supplied

Good

Food Security:Targeted Public Distribution System(TPDS), Anganwadis Functional (Cum.)

Poor

Individual Swarozgaries Assisted - SGSY, Houses constructed - EWS/LIG, Slipped back habitations and habitations with water quality problems addressed-ARWSP, SC Families Assisted, Area Covered under Plantation (Public and Forest Lands), Seedlings Planted (Public and Forest Lands)

2. ARUNACHAL PRADESH

Very Good

Food Security:Targeted Public Distribution System(TPDS), Food Security:Antodaya Anna Yojana(AAY), Food Security:Targeted Public Distribution System (Only BPL), ICDS Blocks Operational (Cum.), Anganwadis Functional (Cum.), Road Constructed- PMGSY

Good

Electricity supplied

Poor

Individual Swarozgaries Assisted - SGSY, SHGs provided income generating activities, Houses constructed - IAY, Houses constructed - EWS/LIG, Slipped back habitations and habitations with water quality problems addressed-ARWSP, Area Covered under Plantation (Public and Forest Lands), Seedlings Planted (Public and Forest Lands), Villages Electrified - RGGVY

3. ASSAM

Very Good

Food Security:Targeted Public Distribution System(TPDS), Food Security:Antodaya Anna Yojana(AAY), Food Security:Targeted Public Distribution System (Only BPL), Houses constructed - IAY, ICDS Blocks Operational (Cum.), Anganwadis Functional (Cum.), Urban Poor Families Assisted under Seven Point Charter, Seedlings Planted (Public and Forest Lands), Villages Electrified - RGGVY, Electricity supplied

Good

SC Families Assisted

Poor

Individual Swarozgaries Assisted - SGSY, SHGs provided income generating activities, Houses constructed - EWS/LIG, Slipped back habitations and habitations with water quality problems addressed-ARWSP, Area Covered under Plantation (Public and Forest Lands), Road Constructed- PMGSY

4. BIHAR

Very Good

Food Security:Antodaya Anna Yojana(AAY), Houses constructed - IAY, ICDS Blocks Operational (Cum.)

Good

Food Security:Targeted Public Distribution System(TPDS), Food Security:Targeted Public Distribution System (Only BPL), Anganwadis Functional (Cum.), Villages Electrified - RGGVY, Electricity supplied

Poor

Individual Swarozgaries Assisted - SGSY, SHGs provided income generating activities, Slipped back habitations and habitations with water quality problems addressed-ARWSP, SC Families Assisted, Area Covered under Plantation (Public and Forest Lands), Seedlings Planted (Public and Forest Lands), Road Constructed- PMGSY

Table - C (Contd..)

5. CHHATISGARH

Very Good

Food Security:Targeted Public Distribution System(TPDS), Food Security:Antodaya Anna Yojana(AAY), Food Security:Targeted Public Distribution System (Only BPL), Houses constructed - IAY, Houses constructed - EWS/LIG, ICDS Blocks Operational (Cum.), Area Covered under Plantation (Public and Forest Lands), Seedlings Planted (Public and Forest Lands), Road Constructed- PMGSY, Electricity supplied

Poor

Individual Swarozgaries Assisted - SGSY, SHGs provided income generating activities, Slipped back habitations and habitations with water quality problems addressed-ARWSP, SC Families Assisted, Anganwadis Functional (Cum.), Urban Poor Families Assisted under Seven Point Charter, Villages Electrified - RGGVY, Pumps sets energized

6. DELHI

Very Good

Food Security:Targeted Public Distribution System(TPDS), Anganwadis Functional (Cum.), Area Covered under Plantation (Public and Forest Lands), Seedlings Planted (Public and Forest Lands), Electricity supplied

Good

Food Security:Antodaya Anna Yojana(AAY), Food Security:Targeted Public Distribution System (Only BPL), ICDS Blocks Operational (Cum.)

Poor

Houses constructed - EWS/LIG, SC Families Assisted, Urban Poor Families Assisted under Seven Point Charter

7. GOA

Very Good

Food Security:Targeted Public Distribution System(TPDS), Food Security:Antodaya Anna Yojana(AAY), Food Security:Targeted Public Distribution System (Only BPL), ICDS Blocks Operational (Cum.), Anganwadis Functional (Cum.), Electricity supplied

Good

Pumps sets energized

Poor

Individual Swarozgaries Assisted - SGSY, SHGs provided income generating activities, Houses constructed - IAY, Houses constructed - EWS/LIG, SC Families Assisted, Area Covered under Plantation (Public and Forest Lands), Seedlings Planted (Public and Forest Lands)

8. GUJARAT

Very Good

Individual Swarozgaries Assisted - SGSY, SHGs provided income generating activities, Food Security:Targeted Public Distribution System(TPDS), Food Security:Antodaya Anna Yojana(AAY), Food Security:Targeted Public Distribution System (Only BPL), Houses constructed - IAY, Houses constructed - EWS/LIG, Slipped back habitations and habitations with water quality problems addressed-ARWSP, SC Families Assisted, ICDS Blocks Operational (Cum.), Anganwadis Functional (Cum.), Urban Poor Families Assisted under Seven Point Charter, Area Covered under Plantation (Public and Forest Lands), Seedlings Planted (Public and Forest Lands), Road Constructed- PMGSY, Pumps sets energized, Electricity supplied

Table - C (Contd..)

9. HARYANA

Very Good

SHGs provided income generating activities, Food Security:Antodaya Anna Yojana(AAY), Food Security:Targeted Public Distribution System (Only BPL), ICDS Blocks Operational (Cum.), Area Covered under Plantation (Public and Forest Lands), Seedlings Planted (Public and Forest Lands), Road Constructed- PMGSY, Pumps sets energized, Electricity supplied

Poor

Individual Swarozgaries Assisted - SGSY, Food Security:Targeted Public Distribution System(TPDS), Houses constructed - IAY, Houses constructed - EWS/LIG, Slipped back habitations and habitations with water quality problems addressed-ARWSP, SC Families Assisted, Anganwadis Functional (Cum.)

10. HIMACHAL PRADESH

Very Good

Individual Swarozgaries Assisted - SGSY, SHGs provided income generating activities, Food Security:Targeted Public Distribution System(TPDS), Food Security:Antodaya Anna Yojana(AAY), ICDS Blocks Operational (Cum.), Anganwadis Functional (Cum.), Area Covered under Plantation (Public and Forest Lands), Seedlings Planted (Public and Forest Lands), Road Constructed- PMGSY, Pumps sets energized, Electricity supplied

Good

Food Security:Targeted Public Distribution System (Only BPL), Slipped back habitations and habitations with water quality problems addressed-ARWSP, SC Families Assisted, Villages Electrified - RGGVY

Poor

Houses constructed - IAY

11. JAMMU AND KASHMIR

Very Good

Food Security:Targeted Public Distribution System(TPDS), Food Security:Antodaya Anna Yojana(AAY), Food Security:Targeted Public Distribution System (Only BPL), Houses constructed - IAY, SC Families Assisted, ICDS Blocks Operational (Cum.), Road Constructed- PMGSY

Good

Anganwadis Functional (Cum.)

Poor

Individual Swarozgaries Assisted - SGSY, SHGs provided income generating activities, Slipped back habitations and habitations with water quality problems addressed-ARWSP, Area Covered under Plantation (Public and Forest Lands), Seedlings Planted (Public and Forest Lands), Villages Electrified - RGGVY, Electricity supplied

12. JHARKHAND

Very Good

Individual Swarozgaries Assisted - SGSY, SHGs provided income generating activities, Food Security:Antodaya Anna Yojana(AAY), Food Security:Targeted Public Distribution System (Only BPL), Houses constructed - IAY, SC Families Assisted, ICDS Blocks Operational (Cum.), Anganwadis Functional (Cum.), Seedlings Planted (Public and Forest Lands), Road Constructed- PMGSY, Electricity supplied

Good

Food Security:Targeted Public Distribution System(TPDS)

Poor

Slipped back habitations and habitations with water quality problems addressed-ARWSP, Area Covered under Plantation (Public and Forest Lands), Villages Electrified - RGGVY

Table - C (Contd..)

13. KARNATAKA

Very Good

Individual Swarozgaries Assisted - SGSY, Food Security:Targeted Public Distribution System(TPDS), Food Security:Antodaya Anna Yojana(AAY), Food Security:Targeted Public Distribution System (Only BPL), Slipped back habitations and habitations with water quality problems addressed-ARWSP, ICDS Blocks Operational (Cum.), Anganwadis Functional (Cum.), Area Covered under Plantation (Public and Forest Lands), Seedlings Planted (Public and Forest Lands), Road Constructed- PMGSY, Villages Electrified - RGGVY, Pumps sets energized

Good

Houses constructed - IAY, Electricity supplied

Poor

SHGs provided income generating activities, Houses constructed - EWS/LIG, SC Families Assisted, Urban Poor Families Assisted under Seven Point Charter

14. KERALA

Very Good

Food Security:Targeted Public Distribution System(TPDS), Food Security:Antodaya Anna Yojana(AAY), Food Security:Targeted Public Distribution System (Only BPL), Houses constructed - IAY, SC Families Assisted, ICDS Blocks Operational (Cum.), Anganwadis Functional (Cum.), Area Covered under Plantation (Public and Forest Lands), Seedlings Planted (Public and Forest Lands), Road Constructed- PMGSY, Electricity supplied

Good

Pumps sets energized

Poor

Individual Swarozgaries Assisted - SGSY, SHGs provided income generating activities, Houses constructed - EWS/LIG, Slipped back habitations and habitations with water quality problems addressed-ARWSP

15. MADHYA PRADESH

Very Good

Individual Swarozgaries Assisted - SGSY, Food Security:Targeted Public Distribution System(TPDS), Food Security:Antodaya Anna Yojana(AAY), Food Security:Targeted Public Distribution System (Only BPL), Houses constructed - IAY, Slipped back habitations and habitations with water quality problems addressed-ARWSP, ICDS Blocks Operational (Cum.), Anganwadis Functional (Cum.), Road Constructed- PMGSY, Pumps sets energized

Good

Area Covered under Plantation (Public and Forest Lands), Seedlings Planted (Public and Forest Lands)

Poor

SHGs provided income generating activities, SC Families Assisted, Villages Electrified - RGGVY, Electricity supplied

16. MAHARASHTRA

Very Good

Food Security:Antodaya Anna Yojana(AAY), Food Security:Targeted Public Distribution System (Only BPL), Slipped back habitations and habitations with water quality problems addressed-ARWSP, ICDS Blocks Operational (Cum.), Seedlings Planted (Public and Forest Lands), Road Constructed- PMGSY

Good

Food Security:Targeted Public Distribution System(TPDS), Anganwadis Functional (Cum.), Electricity supplied

Poor

Individual Swarozgaries Assisted - SGSY, SHGs provided income generating activities, Houses constructed - IAY, Houses constructed - EWS/LIG, SC Families Assisted, Urban Poor Families Assisted under Seven Point Charter, Area Covered under Plantation (Public and Forest Lands)

Table - C (Contd..)

17. MANIPUR

Very Good

ICDS Blocks Operational (Cum.), Area Covered under Plantation (Public and Forest Lands), Seedlings Planted (Public and Forest Lands)

Good

Anganwadis Functional (Cum.), Electricity supplied

Poor

Individual Swarozgaries Assisted - SGSY, SHGs provided income generating activities, Food Security:Targeted Public Distribution System(TPDS), Food Security:Antodaya Anna Yojana(AAY), Food Security:Targeted Public Distribution System (Only BPL), Houses constructed - IAY, Slipped back habitations and habitations with water quality problems addressed-ARWSP, SC Families Assisted, Road Constructed- PMGSY, Villages Electrified - RGGVY

18. MEGHALAYA

Very Good

Individual Swarozgaries Assisted - SGSY, Food Security:Targeted Public Distribution System(TPDS), Food Security:Antodaya Anna Yojana(AAY), Food Security:Targeted Public Distribution System (Only BPL), Houses constructed - IAY, ICDS Blocks Operational (Cum.), Anganwadis Functional (Cum.), Seedlings Planted (Public and Forest Lands)

Good

Urban Poor Families Assisted under Seven Point Charter, Electricity supplied

Poor

SHGs provided income generating activities, Slipped back habitations and habitations with water quality problems addressed-ARWSP, Area Covered under Plantation (Public and Forest Lands), Road Constructed- PMGSY, Villages Electrified - RGGVY

19. MIZORAM

Very Good

SHGs provided income generating activities, Food Security:Targeted Public Distribution System (Only BPL), Houses constructed - IAY, ICDS Blocks Operational (Cum.), Anganwadis Functional (Cum.), Area Covered under Plantation (Public and Forest Lands), Seedlings Planted (Public and Forest Lands), Road Constructed- PMGSY, Villages Electrified - RGGVY

Good

Food Security:Targeted Public Distribution System(TPDS), Food Security:Antodaya Anna Yojana(AAY), Electricity supplied

Poor

Individual Swarozgaries Assisted - SGSY, Houses constructed - EWS/LIG, Slipped back habitations and habitations with water quality problems addressed-ARWSP

20. NAGALAND

Very Good

Individual Swarozgaries Assisted - SGSY, Food Security:Targeted Public Distribution System(TPDS), Food Security:Antodaya Anna Yojana(AAY), Food Security:Targeted Public Distribution System (Only BPL), ICDS Blocks Operational (Cum.), Anganwadis Functional (Cum.), Villages Electrified - RGGVY

Good

Electricity supplied

Poor

SHGs provided income generating activities, Houses constructed - IAY, Slipped back habitations and habitations with water quality problems addressed-ARWSP, Area Covered under Plantation (Public and Forest Lands), Seedlings Planted (Public and Forest Lands), Road Constructed- PMGSY

Table - C (Contd..)

21. ORISSA

Very Good

Food Security:Targeted Public Distribution System(TPDS), Food Security:Antodaya Anna Yojana(AAY), Food Security:Targeted Public Distribution System (Only BPL), Houses constructed - IAY, Slipped back habitations and habitations with water quality problems addressed-ARWSP, ICDS Blocks Operational (Cum.), Anganwadis Functional (Cum.), Area Covered under Plantation (Public and Forest Lands), Seedlings Planted (Public and Forest Lands), Road Constructed- PMGSY, Electricity supplied

Poor

Individual Swarozgaries Assisted - SGSY, SHGs provided income generating activities, Houses constructed - EWS/LIG, SC Families Assisted, Villages Electrified - RGGVY, Pumps sets energized

22. PUDUCHERRY

Very Good

SHGs provided income generating activities, Food Security:Antodaya Anna Yojana(AAY), Food Security:Targeted Public Distribution System (Only BPL), ICDS Blocks Operational (Cum.), Anganwadis Functional (Cum.), Seedlings Planted (Public and Forest Lands), Pumps sets energized, Electricity supplied

Good

Food Security:Targeted Public Distribution System(TPDS), Area Covered under Plantation (Public and Forest Lands)

Poor

Individual Swarozgaries Assisted - SGSY, Houses constructed - IAY, Houses constructed - EWS/LIG, SC Families Assisted

23. PUNJAB

Very Good

Individual Swarozgaries Assisted - SGSY, Food Security:Targeted Public Distribution System (Only BPL), Houses constructed - IAY, Habitations covered (NC and PC) - ARWSP, ICDS Blocks Operational (Cum.), Anganwadis Functional (Cum.), Area Covered under Plantation (Public and Forest Lands), Seedlings Planted (Public and Forest Lands), Road Constructed- PMGSY, Pumps sets energized, Electricity supplied

Good

Food Security:Targeted Public Distribution System(TPDS)

Poor

SHGs provided income generating activities, Food Security:Antodaya Anna Yojana(AAY), Slipped back habitations and habitations with water quality problems addressed-ARWSP, SC Families Assisted

24. RAJASTHAN

Very Good

Food Security:Targeted Public Distribution System(TPDS), Food Security:Antodaya Anna Yojana(AAY), Food Security:Targeted Public Distribution System (Only BPL), ICDS Blocks Operational (Cum.), Anganwadis Functional (Cum.), Area Covered under Plantation (Public and Forest Lands), Seedlings Planted (Public and Forest Lands), Road Constructed- PMGSY, Villages Electrified - RGGVY, Electricity supplied

Poor

Individual Swarozgaries Assisted - SGSY, SHGs provided income generating activities, Houses constructed - IAY, Houses constructed - EWS/LIG, Habitations covered (NC and PC) - ARWSP, Slipped back habitations and habitations with water quality problems addressed-ARWSP, SC Families Assisted, Pumps sets energized

Table - C (Contd..)

25. SIKKIM

Very Good

Individual Swarozgaries Assisted - SGSY, Food Security:Targeted Public Distribution System(TPDS), Food Security:Antodaya Anna Yojana(AAY), Food Security:Targeted Public Distribution System (Only BPL), Houses constructed - EWS/LIG, ICDS Blocks Operational (Cum.), Road Constructed- PMGSY, Electricity supplied

Good

Anganwadis Functional (Cum.), Seedlings Planted (Public and Forest Lands)

Poor

SHGs provided income generating activities, Houses constructed - IAY, Slipped back habitations and habitations with water quality problems addressed-ARWSP, SC Families Assisted, Urban Poor Families Assisted under Seven Point Charter, Area Covered under Plantation (Public and Forest Lands), Villages Electrified - RGGVY

26. TAMIL NADU

Very Good

Individual Swarozgaries Assisted - SGSY, SHGs provided income generating activities, Food Security:Targeted Public Distribution System(TPDS), Food Security:Antodaya Anna Yojana(AAY), Food Security:Targeted Public Distribution System (Only BPL), SC Families Assisted, ICDS Blocks Operational (Cum.), Anganwadis Functional (Cum.), Urban Poor Families Assisted under Seven Point Charter, Road Constructed- PMGSY, Pumps sets energized, Electricity supplied

Poor

Houses constructed - IAY, Houses constructed - EWS/LIG, Slipped back habitations and habitations with water quality problems addressed-ARWSP, Area Covered under Plantation (Public and Forest Lands), Seedlings Planted (Public and Forest Lands), Villages Electrified - RGGVY

27. TRIPURA

Very Good

Food Security:Antodaya Anna Yojana(AAY), Food Security:Targeted Public Distribution System (Only BPL), Houses constructed - EWS/LIG, ICDS Blocks Operational (Cum.), Anganwadis Functional (Cum.), Area Covered under Plantation (Public and Forest Lands)

Good

Food Security:Targeted Public Distribution System(TPDS), Electricity supplied

Poor

Individual Swarozgaries Assisted - SGSY, SHGs provided income generating activities, Houses constructed - IAY, Slipped back habitations and habitations with water quality problems addressed-ARWSP, SC Families Assisted, Urban Poor Families Assisted under Seven Point Charter, Seedlings Planted (Public and Forest Lands), Road Constructed- PMGSY

28. UTTARAKHAND

Very Good

Individual Swarozgaries Assisted - SGSY, SHGs provided income generating activities, Food Security:Antodaya Anna Yojana(AAY), Food Security:Targeted Public Distribution System (Only BPL), SC Families Assisted, ICDS Blocks Operational (Cum.), Area Covered under Plantation (Public and Forest Lands), Seedlings Planted (Public and Forest Lands), Road Constructed- PMGSY, Pumps sets energized, Electricity supplied

Good

Food Security:Targeted Public Distribution System(TPDS), Houses constructed - IAY

Poor

Habitations covered (NC and PC) - ARWSP, Slipped back habitations and habitations with water quality problems addressed-ARWSP, Anganwadis Functional (Cum.)

Table - C (Contd..)

29. UTTAR PRADESH

Very Good

Individual Swarozgaries Assisted - SGSY, SHGs provided income generating activities, Food Security:Targeted Public Distribution System(TPDS), Food Security:Antodaya Anna Yojana(AAY), Food Security:Targeted Public Distribution System (Only BPL), ICDS Blocks Operational (Cum.), Area Covered under Plantation (Public and Forest Lands), Seedlings Planted (Public and Forest Lands), Road Constructed- PMGSY, Pumps sets energized

Good

Anganwadis Functional (Cum.), Electricity supplied

Poor

Houses constructed - IAY, Slipped back habitations and habitations with water quality problems addressed-ARWSP, SC Families Assisted

30. WEST BENGAL

Very Good

Individual Swarozgaries Assisted - SGSY, Food Security:Targeted Public Distribution System(TPDS), Food Security:Targeted Public Distribution System (Only BPL), Houses constructed - IAY, Anganwadis Functional (Cum.), Seedlings Planted (Public and Forest Lands), Electricity supplied

Good

Food Security:Antodaya Anna Yojana(AAY)

Poor

SHGs provided income generating activities, Houses constructed - EWS/LIG, Slipped back habitations and habitations with water quality problems addressed-ARWSP, SC Families Assisted, ICDS Blocks Operational (Cum.), Area Covered under Plantation (Public and Forest Lands), Road Constructed- PMGSY, Villages Electrified - RGGVY, Pumps sets energized

31. ANDAMAN AND NICOBAR ISLANDS

Very Good

Individual Swarozgaries Assisted - SGSY, SHGs provided income generating activities, ICDS Blocks Operational (Cum.), Anganwadis Functional (Cum.), Area Covered under Plantation (Public and Forest Lands)

Poor

Food Security:Targeted Public Distribution System(TPDS), Food Security:Antodaya Anna Yojana(AAY), Food Security:Targeted Public Distribution System (Only BPL), Houses constructed - IAY, Habitations covered (NC and PC) - ARWSP, Seedlings Planted (Public and Forest Lands), Electricity supplied

32. CHANDIGARH

Very Good

Food Security:Targeted Public Distribution System(TPDS), Food Security:Targeted Public Distribution System (Only BPL), SC Families Assisted, ICDS Blocks Operational (Cum.), Area Covered under Plantation (Public and Forest Lands), Seedlings Planted (Public and Forest Lands), Electricity supplied

Good

Anganwadis Functional (Cum.)

Poor

Food Security:Antodaya Anna Yojana(AAY)

Table - C (Contd..)

33. DADRA AND NAGAR HAVELI

Very Good

Individual Swarozgaries Assisted - SGSY, ICDS Blocks Operational (Cum.), Area Covered under Plantation (Public and Forest Lands), Seedlings Planted (Public and Forest Lands), Electricity supplied

Good

Anganwadis Functional (Cum.)

Poor

SHGs provided income generating activities, Food Security:Targeted Public Distribution System(TPDS), Food Security:Antodaya Anna Yojana(AAY), Food Security:Targeted Public Distribution System (Only BPL), Houses constructed - IAY

34. DAMAN AND DIU

Very Good

ICDS Blocks Operational (Cum.), Anganwadis Functional (Cum.), Electricity supplied

Poor

Individual Swarozgaries Assisted - SGSY, SHGs provided income generating activities, Food Security:Targeted Public Distribution System(TPDS), Food Security:Antodaya Anna Yojana(AAY), Food Security:Targeted Public Distribution System (Only BPL), Houses constructed - IAY, Area Covered under Plantation (Public and Forest Lands), Seedlings Planted (Public and Forest Lands), Pumps sets energized

35. LAKSHADWEEP

Very Good

Houses constructed - IAY, ICDS Blocks Operational (Cum.), Anganwadis Functional (Cum.), Seedlings Planted (Public and Forest Lands), Electricity supplied

Good

Food Security:Targeted Public Distribution System(TPDS), Area Covered under Plantation (Public and Forest Lands)

Poor

Individual Swarozgaries Assisted - SGSY, SHGs provided income generating activities, Food Security:Antodaya Anna Yojana(AAY), Food Security:Targeted Public Distribution System (Only BPL), Habitations covered (NC and PC) - ARWSP

PART - II

TWENTY POINT PROGRAMME - 2006

ITEM-WISE PERFORMANCE TABLES

Table - 1

Employment generation under the NREG Scheme

Sl. No.	State/UT Name	No. of job cards issued * (Number) April,2010- August,2010	Employment generated (Number) April,2010- August,2010	Wages given (Rupees) April,2010- August,2010
(1)	(2)	(3)	(4)	(5)
1	ANDHRA PRADESH	4,07,756	29,99,48,000	37,56,78,00,000
2	ARUNACHAL PRADESH	0	0	0
3	ASSAM	3,61,174	67,43,000	71,42,48,000
4	BIHAR	2,24,506	4,35,00,000	3,99,13,00,000
5	CHHATISGARH	4,50,637	6,17,84,000	6,17,98,71,000
6	DELHI	0	0	0
7	GOA	487	95,370	1,05,92,000
8	GUJARAT	2,78,181	1,91,50,000	1,78,51,95,000
9	HARYANA	21,088	12,69,000	18,67,51,000
10	HIMACHAL PRADESH	3,358	56,08,000	98,96,23,000
11	JAMMU AND KASHMIR	28,322	43,73,000	73,55,22,000
12	JHARKHAND	1,22,292	3,02,78,857	3,01,09,43,299
13	KARNATAKA	6,34,097	1,38,09,000	1,91,81,74,000
14	KERALA	1,68,890	86,76,102	1,36,82,86,000
15	MADHYA PRADESH	1,11,000	2,13,70,000	2,17,80,81,000
16	MAHARASHTRA	13,333	70,24,183	1,02,96,95,000
17	MANIPUR	424	7,38,000	5,76,81,000
18	MEGHALAYA	34,327	15,39,000	27,08,21,000
19	MIZORAM	1,081	0	0
20	NAGALAND	3,771	46,38,693	74,54,44,215
21	ORISSA	2,15,338	4,22,90,000	3,96,77,52,000
22	PUDUCHERRY	0	9,05,878	4,98,20,000
23	PUNJAB	7,59,086	23,02,000	33,12,66,000
24	RAJASTHAN	7,66,960	22,23,65,000	16,63,55,56,000
25	SIKKIM	72,314	12,65,172	23,19,47,000
26	TAMIL NADU	3,23,829	16,20,76,100	13,21,46,97,600
27	TRIPURA	30,662	3,95,000	41,16,90,000
28	UTTARAKHAND	10,125	77,56,700	79,04,28,000
29	UTTAR PRADESH	5,27,796	11,91,71,000	11,44,24,20,000
30	WEST BENGAL	1,96,293	7,78,90,000	7,98,48,22,000
31	ANDAMAN AND NICOBAR ISLANDS	757	1,37,459	3,54,69,000
32	CHANDIGARH	0	0	0
33	DADRA AND NAGAR HAVELI	212	38,495	45,13,193
34	DAMAN AND DIU	0	0	0
35	LAKSHADWEEP	420	32,795	40,82,000
Grand Total		57,68,516	1,16,71,69,804	1,17,84,44,90,307

Note:- * Some of States are reporting performance since inception but now it has been recnciled with the performance figures supplied by M/o Rural Development to set performance targets during April-August, 2010.

Swaranjayanti Gram Swarojgar Yojana (SGSY)

Individual Swarozgaries Assisted

% Achievement of Target

During April-August, 2010

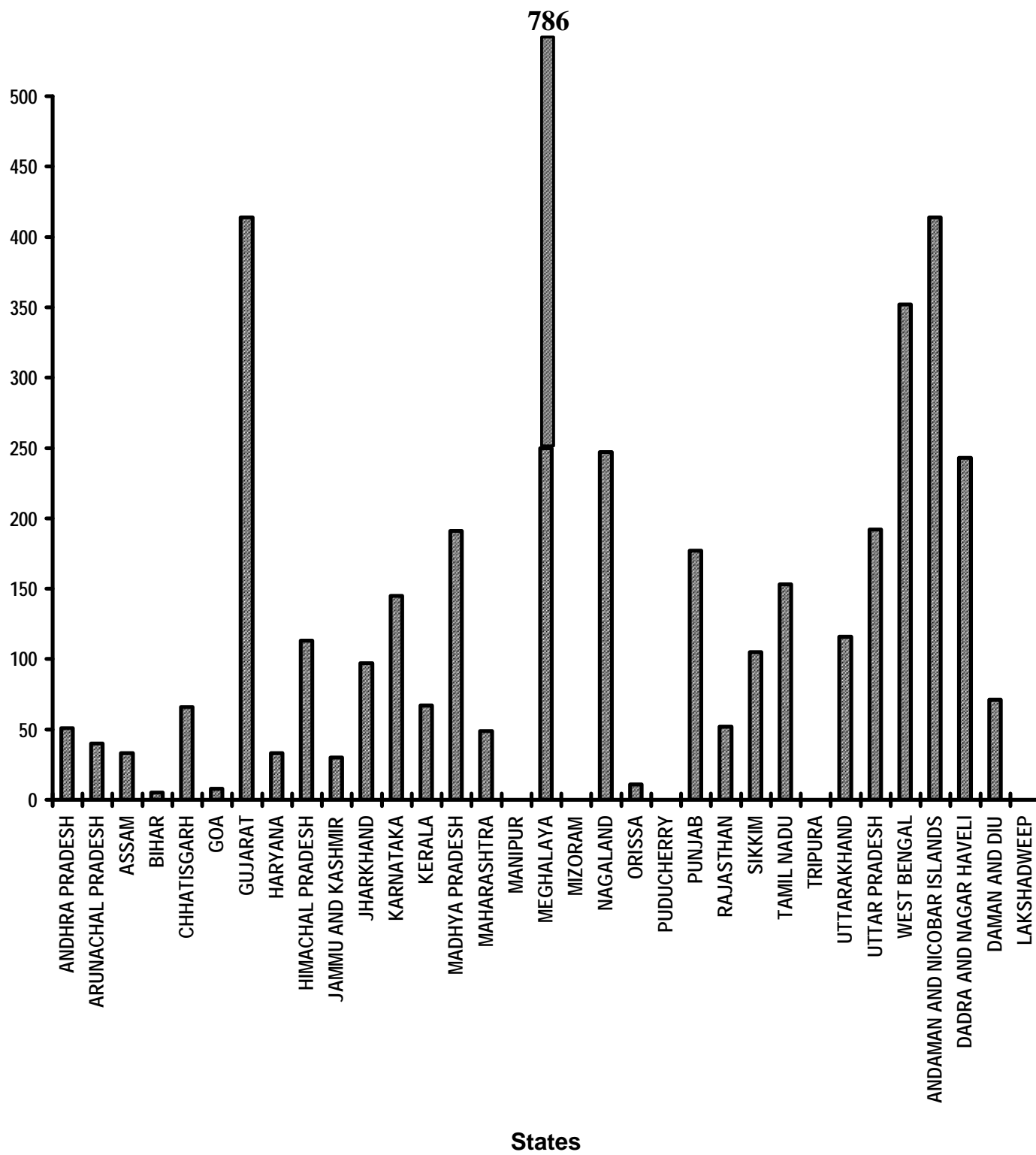


Table - 2 (A)

Swaranjayanti Gram Swarozgar Yojana
Individual Swarozgaries Assisted
(Unit: Number)

Sl. No.	State/UT Name	Target		Achievement April,2010-August,2010	Percent Achievement April,2010-August,2010
		2010-2011	April,2010-August,2010		
(1)	(2)	(3)	(4)	(5)	(5)/(4)
1	ANDHRA PRADESH	17,304	4,903	2,508	51
2	ARUNACHAL PRADESH	795	225	91	40
3	ASSAM	20,656	5,852	1,940	33
4	BIHAR	41,164	11,663	588	5
5	CHHATISGARH	9,144	2,591	1,705	66
6	GOA	281	79	6	8
7	GUJARAT	6,514	1,846	7,645	414
8	HARYANA	3,832	1,086	354	33
9	HIMACHAL PRADESH	1,613	457	515	113
10	JAMMU AND KASHMIR	1,997	566	169 *	30
11	JHARKHAND	15,522	4,397	4,254	97
12	KARNATAKA	13,067	3,702	5371 *	145
13	KERALA	5,863	1,661	1,121	67
14	MADHYA PRADESH	19,587	5,549	10,613	191
15	MAHARASHTRA	25,829	7,318	3,597	49
16	MANIPUR	1,385	392	0	0
17	MEGHALAYA	1,551	439	3452 *	786
18	MIZORAM	359	102	0	0
19	NAGALAND	1,064	302	746	247
20	ORISSA	19,793	5,608	629	11
21	PUDUCHERRY	310	90	0	0
22	PUNJAB	1,861	527	931	177
23	RAJASTHAN	9,922	2,810	1,461	52
24	SIKKIM	398	113	119	105
25	TAMIL NADU	15,300	4,335	6,626	153
26	TRIPURA	2,500	708	0	0
27	UTTARAKHAND	3,120	884	1,023	116
28	UTTAR PRADESH	59,262	16,790	32,201	192
29	WEST BENGAL	21,996	6,231	21,946	352
30	ANDAMAN AND NICOBAR ISLANDS	26	7	29	414
31	DADRA AND NAGAR HAVELI	26	7	17	243
32	DAMAN AND DIU	26	7	5	71
33	LAKSHADWEEP	26	7	0	0
Grand Total		3,22,093	91,254	1,09,662	120

Very Good:(90% or above of targets)

GUJARAT, HIMACHAL PRADESH, JHARKHAND, KARNATAKA, MADHYA PRADESH, MEGHALAYA, NAGALAND, PUNJAB, SIKKIM, TAMIL NADU, UTTARAKHAND, UTTAR PRADESH, WEST BENGAL, ANDAMAN AND NICOBAR ISLANDS, DADRA AND NAGAR HAVELI

Poor:(Below 80% of targets)

ANDHRA PRADESH, ARUNACHAL PRADESH, ASSAM, BIHAR, CHHATISGARH, GOA, HARYANA, JAMMU AND KASHMIR, KERALA, MAHARASHTRA, MANIPUR, MIZORAM, ORISSA, PUDUCHERRY, RAJASTHAN, TRIPURA, DAMAN AND DIU, LAKSHADWEEP

* Figures furnished by Ministry of Rural Development.

Table - 2(B)

Swaranjayanti Gram Swarozgar Yojana

Sl. No.	State/UT Name	Individual SC Swarozgaries Assisted (Number)	Individual ST Swarozgaries Assisted (Number)	Individual Women Swarozgaries Assisted (Number)	Individual Disabled Swarozgaries Assisted (Number)
		April,2010-August,2010	April,2010-August,2010	April,2010-August,2010	April,2010-August,2010
(1)	(2)	(3)	(4)	(5)	(6)
1	ANDHRA PRADESH	1,319	387	2,508	86
2	ARUNACHAL PRADESH	0	0	0	0
3	ASSAM	277	4,413	647	202
4	BIHAR	251	3	140	102
5	CHHATISGARH	284	545	144	37
6	GOA	1	1	4	0
7	GUJARAT	4,049	0	2,484	311
8	HARYANA	70	0	195	24
9	HIMACHAL PRADESH	212	131	108	12
10	JAMMU AND KASHMIR	263	229	441	8
11	JHARKHAND	777	1,857	1,256	18
12	KARNATAKA	4,300	1,506	9,236	194
13	KERALA	889	51	532	104
14	MADHYA PRADESH	2,426	3,703	5,343	250
15	MAHARASHTRA	928	713	727	187
16	MANIPUR	0	0	0	0
17	MEGHALAYA	0	3,765	2,138	0
18	MIZORAM	0	0	0	0
19	NAGALAND	0	426	298	22
20	ORISSA	136	168	240	111
21	PUDUCHERRY	0	0	0	0
22	PUNJAB	717	0	212	9
23	RAJASTHAN	485	361	541	34
24	SIKKIM	38	221	400	0
25	TAMIL NADU	2,581	225	4,143	2,645
26	TRIPURA	0	0	0	0
27	UTTARAKHAND	899	58	217	2
28	UTTAR PRADESH	62,615	354	52,128	2,077
29	WEST BENGAL	8,151	1,171	20,271	51
30	ANDAMAN AND NICOBAR ISLANDS	0	6	7	0
31	DADRA AND NAGAR HAVELI	0	17	0	0
32	DAMAN AND DIU	0	0	0	0
33	LAKSHADWEEP	0	0	0	0
Grand Total		91,668	20,311	1,04,360	6,486

Table - 3(A)

Self Help Groups (SHG)

(Unit: Number)

		Formed under SGSY (Number) April,2010- August,2010
Sl. No.	State/UT Name	
(1)	(2)	(3)
1	ANDHRA PRADESH	7,325
2	ARUNACHAL PRADESH	0
3	ASSAM	5,723
4	BIHAR	6,984
5	CHHATISGARH	1,461
6	DELHI	0
7	GOA	11
8	GUJARAT	3,102
9	HARYANA	1,150
10	HIMACHAL PRADESH	354
11	JAMMU AND KASHMIR	311
12	JHARKHAND	15,987
13	KARNATAKA	1,834
14	KERALA	691
15	MADHYA PRADESH	4,441
16	MAHARASHTRA	5,387
17	MANIPUR	4
18	MEGHALAYA	498
19	MIZORAM	0
20	NAGALAND	448
21	ORISSA	1,801
22	PUDUCHERRY	68
23	PUNJAB	340
24	RAJASTHAN	838
25	SIKKIM	93
26	TAMIL NADU	13,885
27	TRIPURA	747
28	UTTARAKHAND	2,400
29	UTTAR PRADESH	18,642
30	WEST BENGAL	15,838
31	ANDAMAN AND NICOBAR ISLANDS	26
32	CHANDIGARH	0
33	DADRA AND NAGAR HAVELI	0
34	DAMAN AND DIU	0
35	LAKSHADWEEP	0
Grand Total		1,10,389

Self Help Groups (SHG)

To whom income generating activities provided

% Achievement of Target
During April-August, 2010

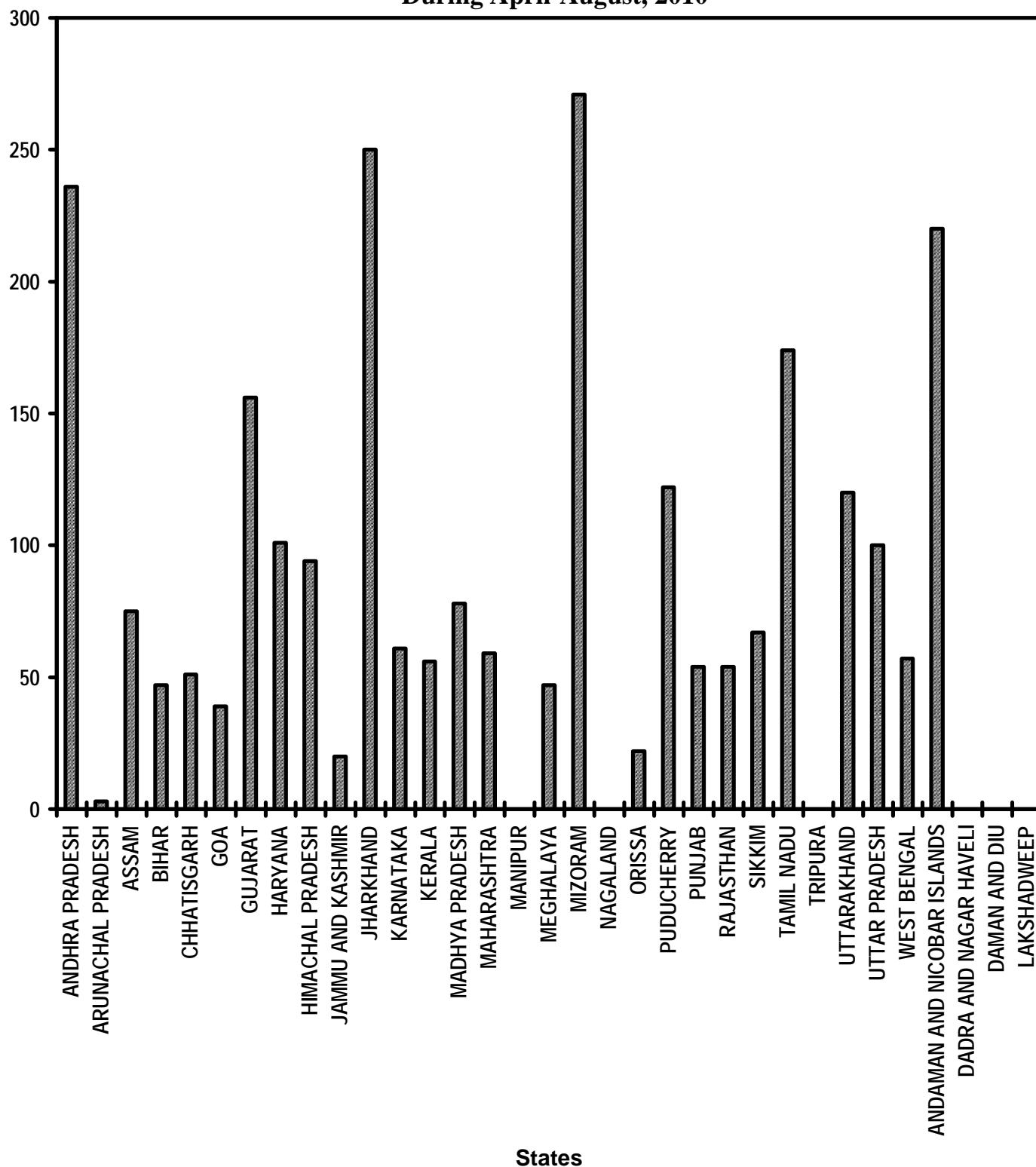


Table - 3(B)

Self Help Groups (SHG)
To whom income generating activities provided
 (Unit: Number)

Sl. No.	State/UT Name	Target		Achievement April,2010- August,2010	Percent Achievement April,2010- August,2010
		2010-2011	April,2010- August,2010		
(1)	(2)	(3)	(4)	(5)	(5)/(4)
1	ANDHRA PRADESH	9,967	2,822	6,656	236
2	ARUNACHAL PRADESH	458	131	4	3
3	ASSAM	11,898	3,371	2,532	75
4	BIHAR	23,710	6,720	3,185	47
5	CHHATISGARH	5,267	1,491	761 *	51
6	GOA	160	46	18	39
7	GUJARAT	3,752	1,064	1,663	156
8	HARYANA	2,207	624	628	101
9	HIMACHAL PRADESH	929	262	246	94
10	JAMMU AND KASHMIR	1,150	328	66	20
11	JHARKHAND	8,941	2,533	6,340	250
12	KARNATAKA	7,526	2,132	1,290	61
13	KERALA	3,377	957	538	56
14	MADHYA PRADESH	11,282	3,196	2,480	78
15	MAHARASHTRA	14,878	4,216	2,497	59
16	MANIPUR	798	226	0	0
17	MEGHALAYA	894	255	121	47
18	MIZORAM	207	58	157	271
19	NAGALAND	613	175	0	0
20	ORISSA	11,401	3,230	703	22
21	PUDUCHERRY	179	51	62	122
22	PUNJAB	1,072	304	163	54
23	RAJASTHAN	5,715	1,620	870	54
24	SIKKIM	229	63	42	67
25	TAMIL NADU	8,813	2,499	4,358	174
26	TRIPURA	1,440	408	0	0
27	UTTARAKHAND	1,797	510	614	120
28	UTTAR PRADESH	34,135	9,673	9659 *	100
29	WEST BENGAL	12,670	3,592	2,054	57
30	ANDAMAN AND NICOBAR ISLANDS	15	5	11	220
31	DADRA AND NAGAR HAVELI	15	5	0	0
32	DAMAN AND DIU	15	5	0	0
33	LAKSHADWEEP	15	5	0	0
Grand Total		1,85,525	52,577	47,718	91

Very Good:(90% or above of targets)

ANDHRA PRADESH, GUJARAT, HARYANA, HIMACHAL PRADESH, JHARKHAND, MIZORAM, PUDUCHERRY, TAMIL NADU, UTTARAKHAND, UTTAR PRADESH, ANDAMAN AND NICOBAR ISLANDS

Poor:(Below 80% of targets)

ARUNACHAL PRADESH, ASSAM, BIHAR, CHHATISGARH, GOA, JAMMU AND KASHMIR, KARNATAKA, KERALA, MADHYA PRADESH, MAHARASHTRA, MANIPUR, MEGHALAYA, NAGALAND, ORISSA, PUNJAB, RAJASTHAN, SIKKIM, TRIPURA, WEST BENGAL, DADRA AND NAGAR HAVELI, DAMAN AND DIU, LAKSHADWEEP

* Figures furnished by Ministry of Rural Development.

Table - 4 (A)

Distribution of waste land to the landless
(Unit: Hectare)

		Total Land Distributed (Hectare) April,2010- August,2010
Sl. No.	State/UT Name	
(1)	(2)	(3)
1	ANDHRA PRADESH	36,075
2	ARUNACHAL PRADESH	0
3	ASSAM	0
4	BIHAR	10
5	CHHATISGARH	0
6	DELHI	0
7	GOA	0
8	GUJARAT	0
9	HARYANA	0
10	JAMMU AND KASHMIR	0
11	JHARKHAND	155
12	KARNATAKA	0
13	KERALA	0
14	MADHYA PRADESH	0
15	MAHARASHTRA	0
16	MANIPUR	0
17	MEGHALAYA	0
18	MIZORAM	0
19	NAGALAND	0
20	ORISSA	563
21	PUDUCHERRY	0
22	PUNJAB	0
23	RAJASTHAN	0
24	SIKKIM	0
25	TAMIL NADU	51
26	TRIPURA	0
27	UTTARAKHAND	0
28	UTTAR PRADESH	1,846
29	WEST BENGAL	0
30	ANDAMAN AND NICOBAR ISLANDS	0
31	CHANDIGARH	0
32	DADRA AND NAGAR HAVELI	0
33	DAMAN AND DIU	0
34	LAKSHADWEEP	0
Grand Total		38,700

Table - 4(B)

Distribution of waste land to the landless

Sl. No.	State/UT Name	Land Distributed to SC	Land Distributed to ST	Land Distributed to Others
		(Hectare) April,2010- August,2010	(Hectare) April,2010- August,2010	(Hectare) April,2010- August,2010
(1)	(2)	(3)	(4)	(5)
1	ANDHRA PRADESH	8,730	6,318	21,027
2	ARUNACHAL PRADESH	0	0	0
3	ASSAM	0	0	0
4	BIHAR	10	0	0
5	CHHATISGARH	0	0	0
6	DELHI	0	0	0
7	GOA	0	0	0
8	GUJARAT	0	0	0
9	HARYANA	0	0	0
10	JAMMU AND KASHMIR	0	0	0
11	JHARKHAND	10	108	44
12	KARNATAKA	0	0	0
13	KERALA	0	0	0
14	MADHYA PRADESH	0	0	0
15	MAHARASHTRA	0	0	0
16	MANIPUR	0	0	0
17	MEGHALAYA	0	0	0
18	MIZORAM	0	0	0
19	NAGALAND	0	0	0
20	ORISSA	95	346	121
21	PUDUCHERRY	0	0	0
22	PUNJAB	0	0	0
23	RAJASTHAN	0	0	0
24	SIKKIM	0	0	0
25	TAMIL NADU	11	0	40
26	TRIPURA	0	0	0
27	UTTARAKHAND	0	0	0
28	UTTAR PRADESH	1,097	1	748
29	WEST BENGAL	0	0	0
30	ANDAMAN AND NICOBAR ISLANDS	0	0	0
31	CHANDIGARH	0	0	0
32	DADRA AND NAGAR HAVELI	0	0	0
33	DAMAN AND DIU	0	0	0
34	LAKSHADWEEP	0	0	0
Grand Total		9,953	6,773	21,980

Table - 5(A)

Minimum Wages Enforcement (including Farm Labour)

Sl. No.	State/UT Name	Agriculture and Farm Workers: Inspections made (Number) April,2010-August,2010	Agriculture and Farm Workers: Irregularities detected (Number) April,2010-August,2010	Agriculture and Farm Workers: Irregularities rectified (Number) April,2010-August,2010
		(3)	(4)	(5)
1	ANDHRA PRADESH	0	0	0
2	ARUNACHAL PRADESH	0	0	0
3	ASSAM	0	0	0
4	BIHAR	36,521	5,745	5,673
5	CHHATISGARH	0	0	0
6	DELHI	0	0	0
7	GOA	0	0	0
8	GUJARAT	30,168	3,035	3,314
9	HARYANA	0	0	0
10	HIMACHAL PRADESH	0	0	0
11	JAMMU AND KASHMIR	0	0	0
12	JHARKHAND	10,128	391	315
13	KARNATAKA	0	0	0
14	KERALA	1	3	21
15	MADHYA PRADESH	0	0	0
16	MAHARASHTRA	0	0	0
17	MANIPUR	0	0	0
18	MEGHALAYA	0	0	0
19	MIZORAM	0	0	0
20	NAGALAND	0	0	0
21	ORISSA	0	0	0
22	PUDUCHERRY	0	0	0
23	PUNJAB	18	0	0
24	RAJASTHAN	221	0	0
25	SIKKIM	0	0	0
26	TAMIL NADU	0	0	0
27	TRIPURA	0	0	0
28	UTTARAKHAND	0	0	0
29	UTTAR PRADESH	0	0	0
30	WEST BENGAL	0	0	0
31	ANDAMAN AND NICOBAR ISLANDS	0	0	0
32	CHANDIGARH	0	0	0
33	DADRA AND NAGAR HAVELI	0	0	0
34	DAMAN AND DIU	0	0	0
35	LAKSHADWEEP	0	0	0
Grand Total		77,057	9,174	9,323

Table - 5(B)

Minimum Wages Enforcement (including Farm Labour)

(Unit: Number)

Sl. State/UT No. Name		Agriculture and Farm Workers: Claims filed (Number) April,2010- August,2010	Agriculture and Farm Workers: Claims settled (Number) April,2010- August,2010
(1)	(2)	(3)	(4)
1	ANDHRA PRADESH	0	0
2	ARUNACHAL PRADESH	0	0
3	ASSAM	0	0
4	BIHAR	1,425	1,375
5	CHHATISGARH	0	0
6	DELHI	0	0
7	GOA	0	0
8	GUJARAT	0	0
9	HARYANA	3	10
10	HIMACHAL PRADESH	0	0
11	JAMMU AND KASHMIR	0	0
12	JHARKHAND	2,041	1
13	KARNATAKA	0	0
14	KERALA	0	0
15	MADHYA PRADESH	0	0
16	MAHARASHTRA	0	0
17	MANIPUR	0	0
18	MEGHALAYA	0	0
19	MIZORAM	0	0
20	NAGALAND	0	0
21	ORISSA	0	0
22	PUDUCHERRY	0	0
23	PUNJAB	0	0
24	RAJASTHAN	0	0
25	SIKKIM	0	0
26	TAMIL NADU	0	0
27	TRIPURA	0	0
28	UTTARAKHAND	0	0
29	UTTAR PRADESH	0	0
30	WEST BENGAL	0	0
31	ANDAMAN AND NICOBAR ISLANDS	0	0
32	CHANDIGARH	0	0
33	DADRA AND NAGAR HAVELI	0	0
34	DAMAN AND DIU	0	0
35	LAKSHADWEEP	0	0
Grand Total		3,469	1,386

Table - 5(C)

Minimum Wages Enforcement (including Farm Labour)

Sl. No.	State/UT Name	Agriculture and Farm Workers: Prosecution cases Pending (Number) April,2010-August,2010	Agriculture and Farm Workers: Prosecution cases filed (Number) April,2010-August,2010	Agriculture and Farm Workers: Prosecution cases decided (Number) April,2010-August,2010
		(3)	(4)	(5)
1	ANDHRA PRADESH	0	0	0
2	ARUNACHAL PRADESH	0	0	0
3	ASSAM	0	0	0
4	BIHAR	1,203	0	0
5	CHHATISGARH	0	0	0
6	DELHI	0	0	0
7	GOA	0	0	0
8	GUJARAT	5,059	173	24
9	HARYANA	0	0	0
10	HIMACHAL PRADESH	0	0	0
11	JAMMU AND KASHMIR	0	0	0
12	JHARKHAND	11	0	0
13	KARNATAKA	0	0	0
14	KERALA	0	0	0
15	MADHYA PRADESH	0	0	0
16	MAHARASHTRA	0	0	0
17	MANIPUR	0	0	0
18	MEGHALAYA	0	0	0
19	MIZORAM	0	0	0
20	NAGALAND	0	0	0
21	ORISSA	0	0	0
22	PUDUCHERRY	0	0	0
23	PUNJAB	0	0	0
24	RAJASTHAN	10	10	1
25	SIKKIM	0	0	0
26	TAMIL NADU	0	0	0
27	TRIPURA	0	0	0
28	UTTARAKHAND	0	0	0
29	UTTAR PRADESH	0	0	0
30	WEST BENGAL	0	0	0
31	ANDAMAN AND NICOBAR ISLANDS	0	0	0
32	CHANDIGARH	0	0	0
33	DADRA AND NAGAR HAVELI	0	0	0
34	DAMAN AND DIU	0	0	0
35	LAKSHADWEEP	0	0	0
Grand Total		6,283	183	25

Food Security: Targeted Public Distribution System (APL+BPL+AAY)

Off take

% Achievement of Target
During April-August, 2010

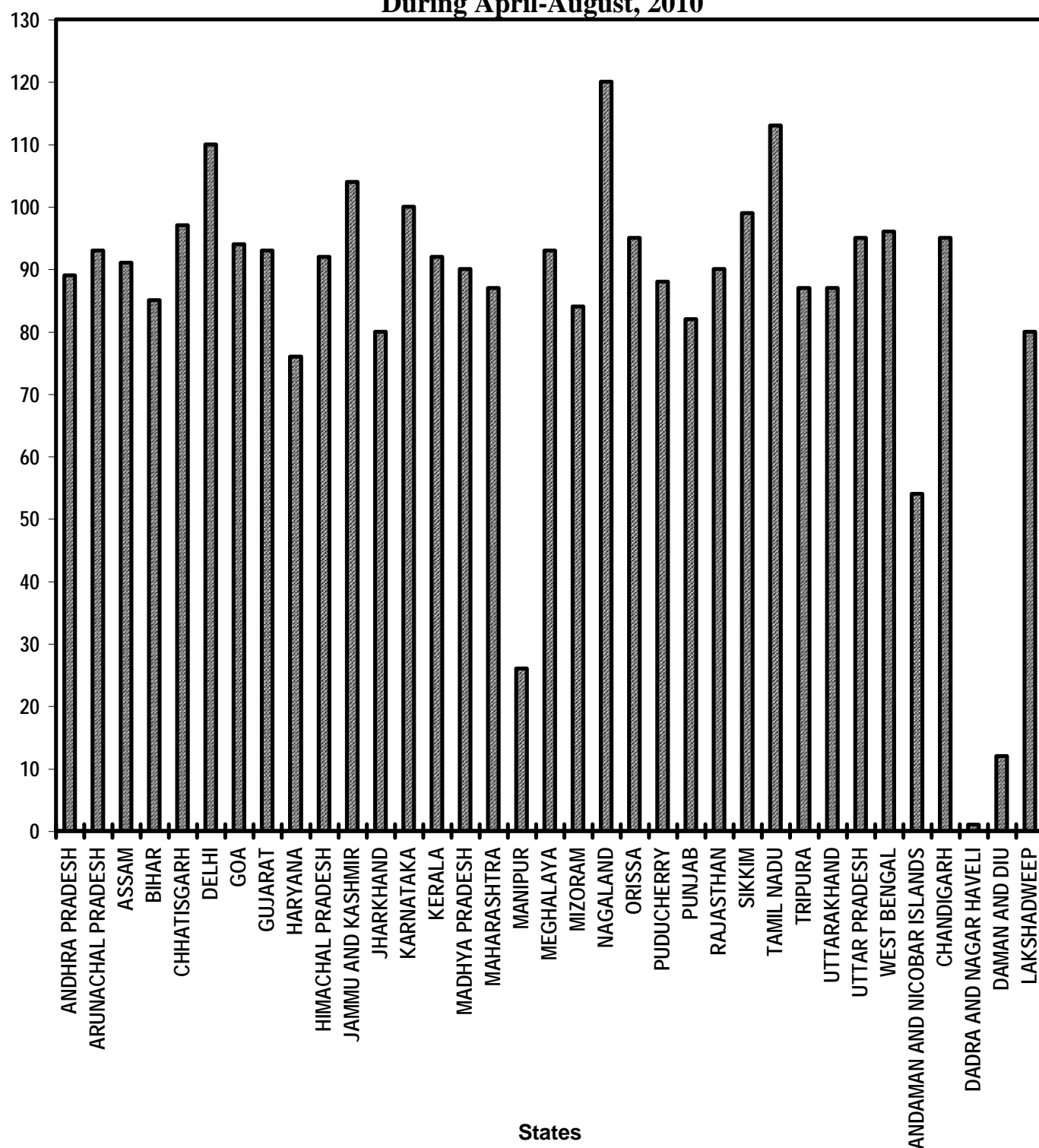


Table - 6(A)

Food security-Targeted Public Distribution system (APL+BPL+AAV)

Sl. No.	State/UT Name	Allocation of Food Grains (Tonnes) April,2010-August,2010	Off take * (Tonnes) April,2010-August,2010	Percentage of offtake w.r.t. Allocation of Food Grains
(1)	(2)	(3)	(4)	(5)
1	ANDHRA PRADESH	15,31,068	13,65,396	89
2	ARUNACHAL PRADESH	42,315	39,492	93
3	ASSAM	6,52,560	5,92,655	91
4	BIHAR	14,36,160	12,20,456	85
5	CHHATISGARH	4,67,660	4,53,269	97
6	DELHI	2,47,426	2,71,771	110
7	GOA	25,241	23,691	94
8	GUJARAT	7,36,055	6,83,013	93
9	HARYANA	2,67,825	2,04,802	76
10	HIMACHAL PRADESH	2,09,817	1,93,584	92
11	JAMMU AND KASHMIR	3,15,635	3,28,699	104
12	JHARKHAND	5,46,485	4,38,757	80
13	KARNATAKA	8,94,555	8,90,630	100
14	KERALA	5,81,592	5,33,560	92
15	MADHYA PRADESH	10,69,933	9,60,861	90
16	MAHARASHTRA	18,26,233	15,84,518	87
17	MANIPUR	52,628	13,836	26
18	MEGHALAYA	64,807	60,154	93
19	MIZORAM	29,225	24,545	84
20	NAGALAND	52,865	63,264	120
21	ORISSA	8,99,452	8,57,251	95
22	PUDUCHERRY	22,330	19,554	88
23	PUNJAB	3,17,238	2,61,198	82
24	RAJASTHAN	8,30,113	7,48,738	90
25	SIKKIM	18,430	18,205	99
26	TAMIL NADU	15,51,180	17,58,644	113
27	TRIPURA	1,25,938	1,09,204	87
28	UTTARAKHAND	1,91,000	1,65,713	87
29	UTTAR PRADESH	28,45,608	27,16,472	95
30	WEST BENGAL	14,20,280	13,65,090	96
31	ANDAMAN AND NICOBAR ISLANDS	14,175	7,644	54
32	CHANDIGARH	11,725	11,163	95
33	DADRA AND NAGAR HAVELI	4,000	47	1
34	DAMAN AND DIU	1,910	232	12
35	LAKSHADWEEP	1,925	1,535	80
Grand Total		1,93,05,389	1,79,87,643	93

Very Good:(90% or above of targets)

ARUNACHAL PRADESH, ASSAM, CHHATISGARH, DELHI, GOA, GUJARAT, HIMACHAL PRADESH, JAMMU AND KASHMIR, KARNATAKA, KERALA, MADHYA PRADESH, MEGHALAYA, NAGALAND, ORISSA, RAJASTHAN, SIKKIM, TAMIL NADU, UTTAR PRADESH, WEST BENGAL, CHANDIGARH

Good:(Between 80% to 90% targets)

ANDHRA PRADESH, BIHAR, JHARKHAND, MAHARASHTRA, MIZORAM, PUDUCHERRY, PUNJAB, TRIPURA, UTTARAKHAND, LAKSHADWEEP

Poor:(Below 80% of targets)

HARYANA, MANIPUR, ANDAMAN AND NICOBAR ISLANDS, DADRA AND NAGAR

* Offtake figures are provisional, subject to confirmation from FCI

Food Security: Targeted Public Distribution System (Only Antyodaya Anna Yojana)

Off take

% Achievement of Target

During April-August, 2010

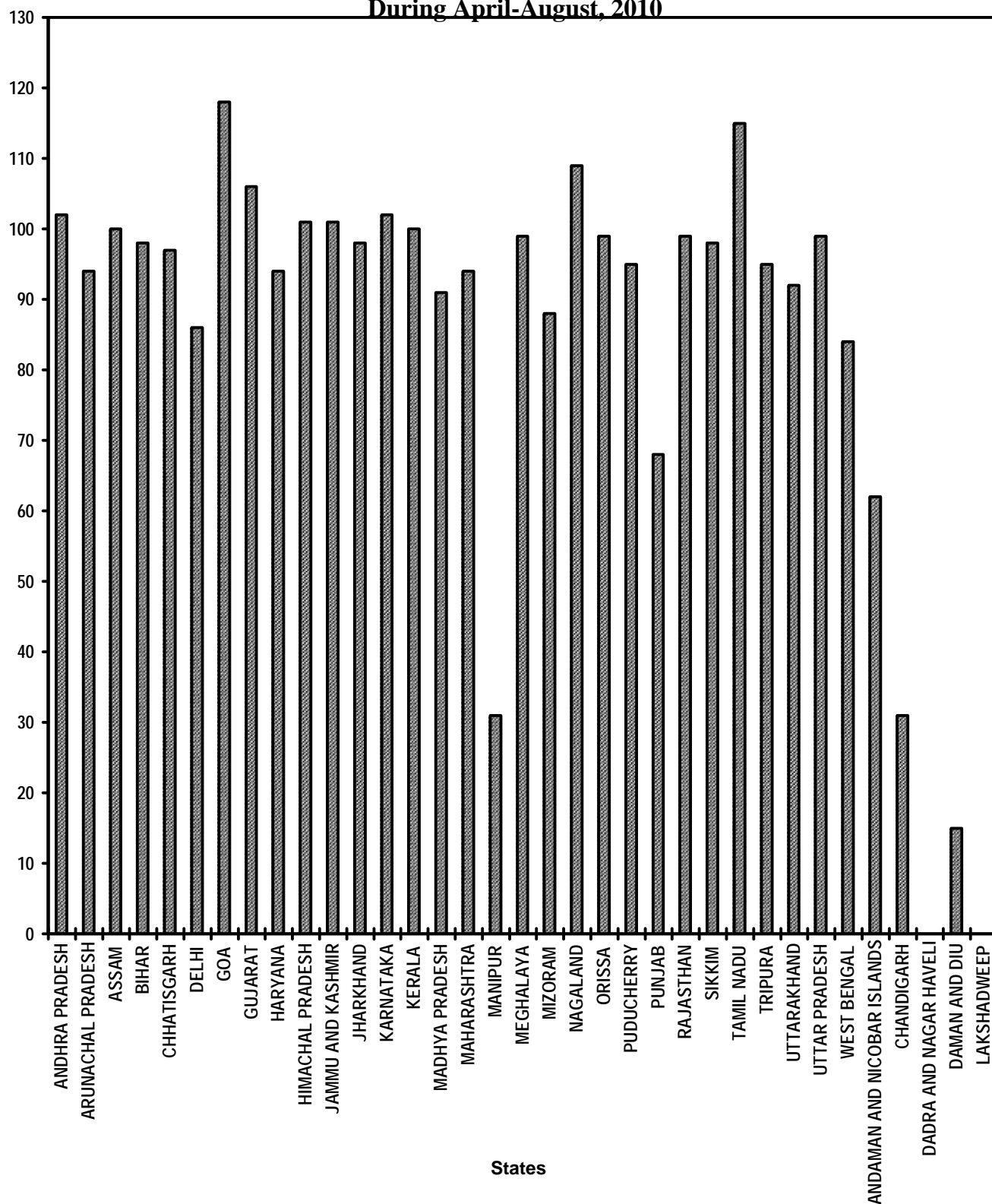


Table - 6(B)

Food security-Targeted Public Distribution system (only AAY)

Sl. No.	State/UT Name	Allocation of Food Grains (Tonnes)	Off take * (Tonnes)	Percentage of offtake w.r.t. Allocation of Food Grains
		April,2010-August,2010	April,2010-August,2010	
(1)	(2)	(3)	(4)	(5)
1	ANDHRA PRADESH	2,72,620	2,78,217	102
2	ARUNACHAL PRADESH	6,655	6,264	94
3	ASSAM	1,23,205	1,23,047	100
4	BIHAR	4,35,139	4,25,238	98
5	CHHATISGARH	1,25,810	1,21,744	97
6	DELHI	26,285	22,475	86
7	GOA	2,545	3,005	118
8	GUJARAT	1,41,700	1,50,524	106
9	HARYANA	51,175	48,345	94
10	HIMACHAL PRADESH	34,475	34,907	101
11	JAMMU AND KASHMIR	44,745	45,212	101
12	JHARKHAND	1,60,638	1,57,948	98
13	KARNATAKA	2,09,955	2,13,668	102
14	KERALA	1,04,275	1,04,163	100
15	MADHYA PRADESH	2,76,775	2,51,032	91
16	MAHARASHTRA	4,31,200	4,05,314	94
17	MANIPUR	11,135	3,427	31
18	MEGHALAYA	12,285	12,146	99
19	MIZORAM	4,550	4,000	88
20	NAGALAND	8,320	9,053	109
21	ORISSA	2,21,300	2,19,508	99
22	PUDUCHERRY	5,645	5,344	95
23	PUNJAB	31,400	21,207	68
24	RAJASTHAN	1,63,120	1,62,037	99
25	SIKKIM	2,890	2,828	98
26	TAMIL NADU	3,26,310	3,75,965	115
27	TRIPURA	19,800	18,811	95
28	UTTARAKHAND	26,465	24,318	92
29	UTTAR PRADESH	7,16,450	7,06,146	99
30	WEST BENGAL	2,59,035	2,18,417	84
31	ANDAMAN AND NICOBAR ISLANDS	750	468	62
32	CHANDIGARH	260	80	31
33	DADRA AND NAGAR HAVELI	915	0	0
34	DAMAN AND DIU	265	40	15
35	LAKSHADWEEP	210	0	0
Grand Total		42,58,302	41,74,898	98

Very Good:(90% or above of targets)

ANDHRA PRADESH, ARUNACHAL PRADESH, ASSAM, BIHAR, CHHATISGARH, GOA, GUJARAT, HARYANA, HIMACHAL PRADESH, JAMMU AND KASHMIR, JHARKHAND, KARNATAKA, KERALA, MADHYA PRADESH, MAHARASHTRA, MEGHALAYA, NAGALAND, ORISSA, PUDUCHERRY, RAJASTHAN, SIKKIM, TAMIL NADU, TRIPURA, UTTARAKHAND, UTTAR PRADESH

Good:(Between 80% to 90% targets)

DELHI, MIZORAM, WEST BENGAL

Poor:(Below 80% of targets)

MANIPUR, PUNJAB, ANDAMAN AND NICOBAR ISLANDS, CHANDIGARH, DADRA AND NAGAR HAVELI, DAMAN AND DIU, LAKSHADWEEP

* Offtake figures are provisional, subject to confirmation from FCI

Food Security: Targeted Public Distribution System (Only BPL)

Off take

% Achievement of Target
During April-August, 2010

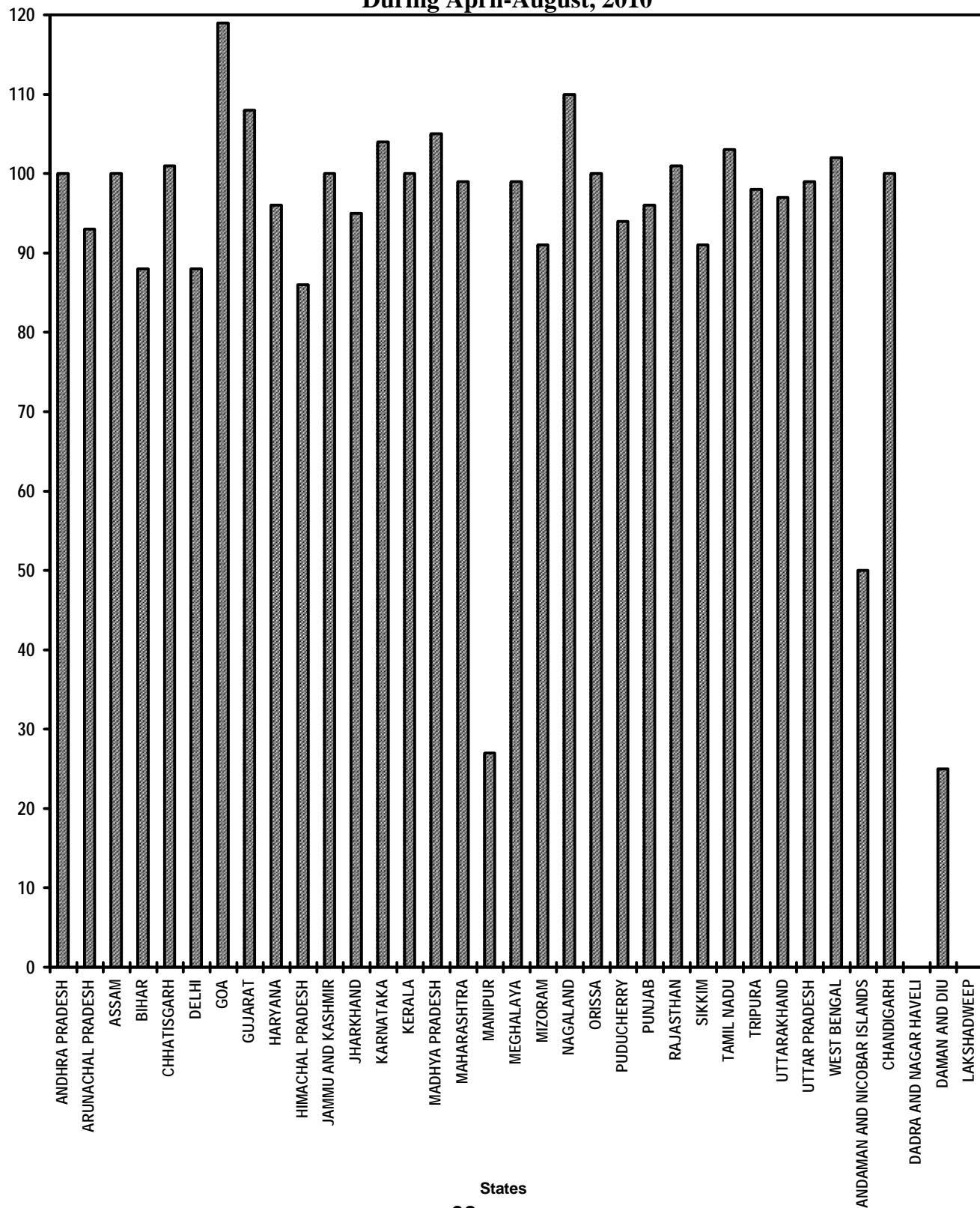


Table - 6(C)

Food Security - Targeted Public Distribution System (Only BPL)

Sl. No.	State/UT Name	Allocation of Food Grains (Tonnes)	Off take * (Tonnes)	Percentage of offtake w.r.t. Allocation of Food Grains
		April,2010-August,2010	April,2010-August,2010	
(1)	(2)	(3)	(4)	(5)
1	ANDHRA PRADESH	4,38,370	4,36,997	100
2	ARUNACHAL PRADESH	10,635	9,846	93
3	ASSAM	1,98,010	1,97,511	100
4	BIHAR	7,06,441	6,22,915	88
5	CHHATISGARH	2,02,370	2,03,882	101
6	DELHI	45,290	39,955	88
7	GOA	2,275	2,717	119
8	GUJARAT	2,29,320	2,47,767	108
9	HARYANA	86,905	83,232	96
10	HIMACHAL PRADESH	55,475	47,665	86
11	JAMMU AND KASHMIR	84,040	83,999	100
12	JHARKHAND	2,58,317	2,46,292	95
13	KARNATAKA	3,37,660	3,50,732	104
14	KERALA	1,67,645	1,68,184	100
15	MADHYA PRADESH	4,45,090	4,69,462	105
16	MAHARASHTRA	7,12,260	7,06,271	99
17	MANIPUR	17,920	4,890	27
18	MEGHALAYA	19,740	19,587	99
19	MIZORAM	7,350	6,675	91
20	NAGALAND	13,380	14,653	110
21	ORISSA	4,85,655	4,87,726	100
22	PUDUCHERRY	8,985	8,440	94
23	PUNJAB	50,490	48,308	96
24	RAJASTHAN	2,62,305	2,64,136	101
25	SIKKIM	4,710	4,307	91
26	TAMIL NADU	5,24,680	5,40,738	103
27	TRIPURA	31,825	31,048	98
28	UTTARAKHAND	60,690	59,107	97
29	UTTAR PRADESH	11,52,375	11,37,996	99
30	WEST BENGAL	6,47,325	6,59,999	102
31	ANDAMAN AND NICOBAR ISLANDS	2,225	1,102	50
32	CHANDIGARH	1,565	1,565	100
33	DADRA AND NAGAR HAVELI	2,095	0	0
34	DAMAN AND DIU	435	108	25
35	LAKSHADWEEP	315	0	0
Grand Total		72,74,168	72,07,812	99

Very Good:(90% or above of targets)

ANDHRA PRADESH, ARUNACHAL PRADESH, ASSAM, CHHATISGARH, GOA, GUJARAT, HARYANA, JAMMU AND KASHMIR, JHARKHAND, KARNATAKA, KERALA, MADHYA PRADESH, MAHARASHTRA, MEGHALAYA, MIZORAM, NAGALAND, ORISSA, PUDUCHERRY, PUNJAB, RAJASTHAN, SIKKIM, TAMIL NADU, TRIPURA, UTTARAKHAND, UTTAR PRADESH, WEST BENGAL, CHANDIGARH

Good:(Between 80% to 90% targets)

BIHAR, DELHI, HIMACHAL PRADESH

Poor:(Below 80% of targets)

MANIPUR, ANDAMAN AND NICOBAR ISLANDS, DADRA AND NAGAR HAVELI, DAMAN

* Offtake figures are provisional, subject to confirmation from FCI

Rural Housing - Indira Awaas Yojana

Houses constructed

% Achievement of Target

During April-August, 2010

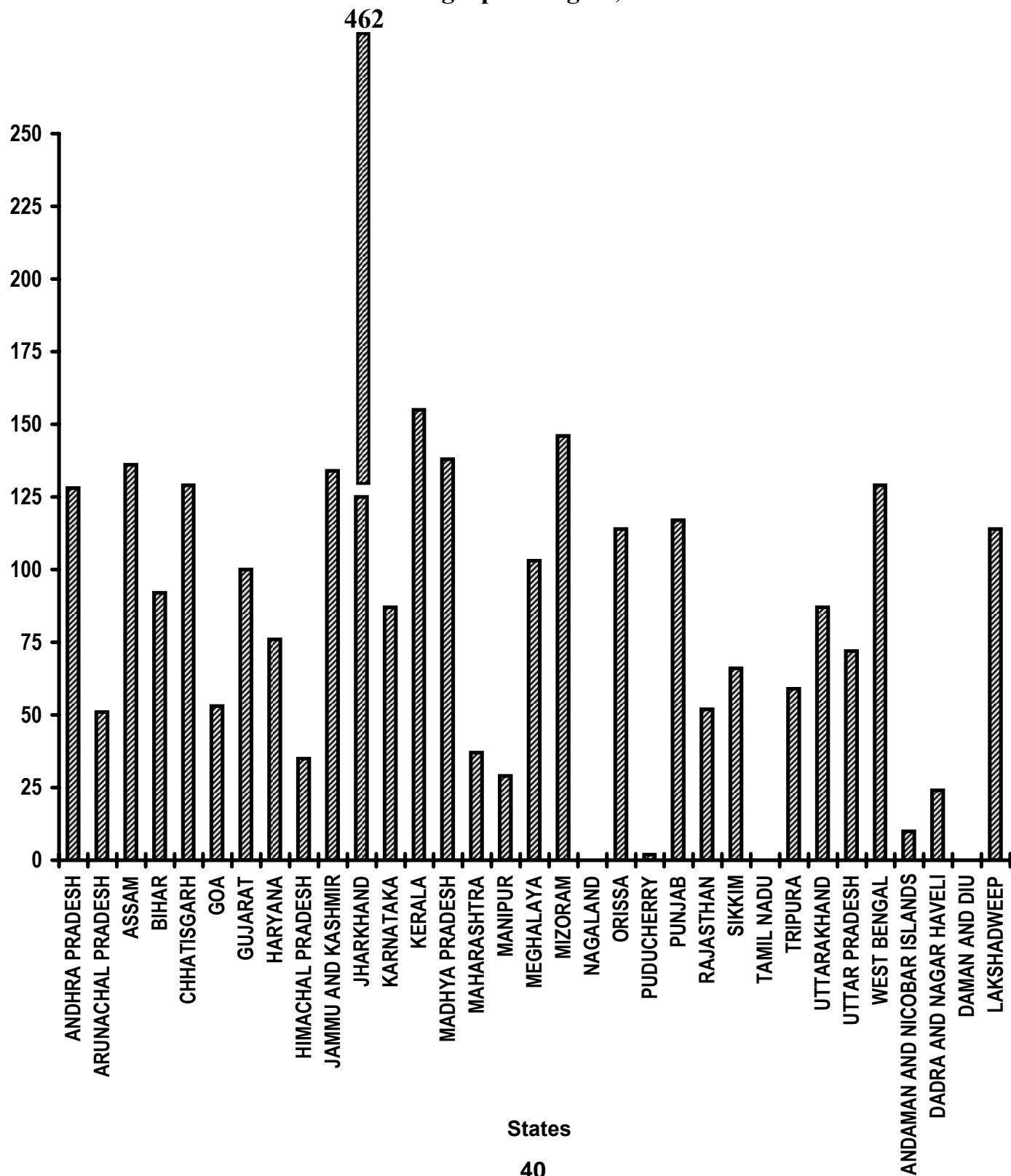


Table - 7

Rural Housing - Indira Awaas Yojana
Houses constructed
 (Unit: Number)

Sl. No.	State/UT Name	Target		Achievement April,2010-August,2010	Percent Achievement April,2010-August,2010
		2010-2011	April,2010-August,2010		
(1)	(2)	(3)	(4)	(5)	(5)/(4)
1	ANDHRA PRADESH	2,57,104	59,990	76,496	128
2	ARUNACHAL PRADESH	7,726	1,804	920	51
3	ASSAM	1,70,849	39,865	54,302	136
4	BIHAR	7,58,904	1,77,079	1,62,863	92
5	CHHATISGARH	39,759	9,277	11,969	129
6	GOA	1,584	371	197	53
7	GUJARAT	1,26,090	29,421	29,313	100
8	HARYANA	17,703	4,130	3,125	76
9	HIMACHAL PRADESH	5,793	1,351	478	35
10	JAMMU AND KASHMIR	17,995	4,200	5,610	134
11	JHARKHAND	67,691	15,794	72,896	462
12	KARNATAKA	99,055	23,114	20,133	87
13	KERALA	55,084	12,852	19,921	155
14	MADHYA PRADESH	79,073	18,452	25,384	138
15	MAHARASHTRA	1,55,052	36,178	13,505	37
16	MANIPUR	6,707	1,566	458	29
17	MEGHALAYA	11,681	2,725	2,802	103
18	MIZORAM	2,489	581	846	146
19	NAGALAND	7,730	1,804	0	0
20	ORISSA	1,49,100	34,790	39,621	114
21	PUDUCHERRY	1,218	285	6	2
22	PUNJAB	21,893	5,110	5,956	117
23	RAJASTHAN	63,362	14,784	7,752	52
24	SIKKIM	1,478	345	226	66
25	TAMIL NADU	1,02,939	24,019	0	
26	TRIPURA	15,050	3,512	2,056	59
27	UTTARAKHAND	15,856	3,701	3,229	87
28	UTTAR PRADESH	3,40,868	79,536	57,088	72
29	WEST BENGAL	2,05,671	47,990	61,954	129
30	ANDAMAN AND NICOBAR ISLANDS	2,446	572	59	10
31	DADRA AND NAGAR HAVELI	407	96	23	24
32	DAMAN AND DIU	182	42	0	0
33	LAKSHADWEEP	158	37	42	114
Grand Total		28,08,697	6,55,373	6,79,230	104

Very Good:(90% or above of targets)

ANDHRA PRADESH, ASSAM, BIHAR, CHHATISGARH, GUJARAT, JAMMU AND KASHMIR, JHARKHAND, KERALA, MADHYA PRADESH, MEGHALAYA, MIZORAM, ORISSA, PUNJAB, WEST BENGAL, LAKSHADWEEP

Good:(Between 80% to 90% targets)

KARNATAKA, UTTARAKHAND

Poor:(Below 80% of targets)

ARUNACHAL PRADESH, GOA, HARYANA, HIMACHAL PRADESH, MAHARASHTRA, MANIPUR, NAGALAND, PUDUCHERRY, RAJASTHAN, SIKKIM, TAMIL NADU, TRIPURA, UTTAR PRADESH, ANDAMAN AND NICOBAR ISLANDS, DADRA AND NAGAR HAVELI, DAMAN AND DIU

EWS/LIG Houses in Urban Areas

Houses constructed

% Achievement of Target

During April-August, 2010

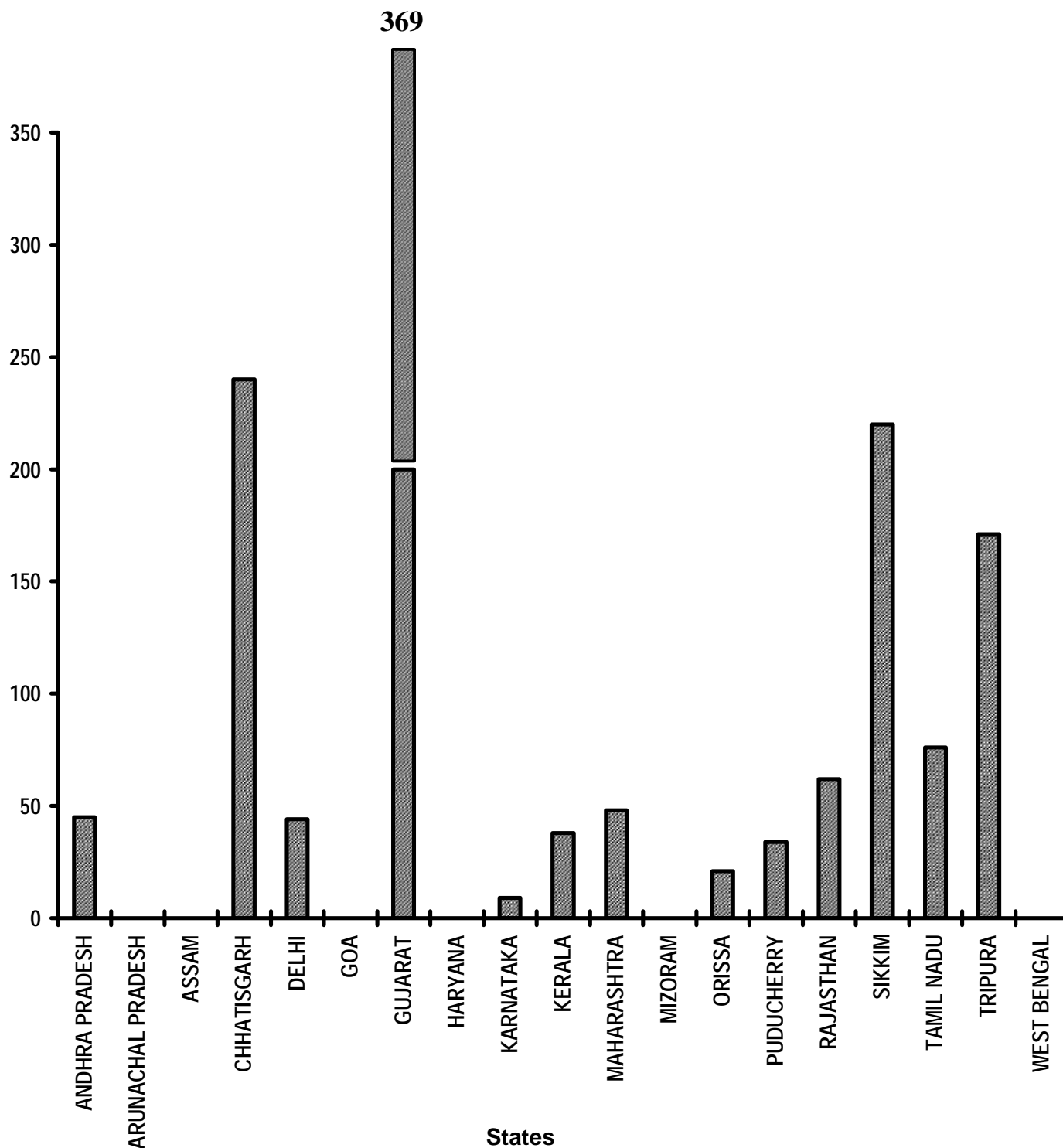


Table - 8

EWS/LIG Houses in Urban Areas
Houses constructed
(Unit: Number)

Sl. No.	State/UT Name	Target *		Achievement April,2010-August,2010	Percent
		2010-2011	April,2010-August,2010		Achievement April,2010-August,2010
(1)	(2)	(3)	(4)	(5)	(5)/(4)
1	ANDHRA PRADESH	90,000	37,500	16,717	45
2	ARUNACHAL PRADESH	100	41	0	0
3	ASSAM	293	120	0	0
4	CHHATISGARH	10,000	4,166	10,000	240
5	DELHI	6,896	2,872	1,250	44
6	GOA	130	53	0	0
7	GUJARAT	10,000	4,166	15,368	369
8	HARYANA	701	291	0	0
9	KARNATAKA	10,000	4,165	378	9
10	KERALA	2,200	915	351	38
11	MAHARASHTRA	14,033	5,845	2,821	48
12	MIZORAM	1,512	630	0	0
13	ORISSA	208	86	18	21
14	PUDUCHERRY	233	95	32	34
15	RAJASTHAN	2,288	950	585	62
16	SIKKIM	25	10	22	220
17	TAMIL NADU	10,000	4,166	3,170	76
18	TRIPURA	456	190	324	171
19	WEST BENGAL	632	261	0	0
Grand Total		1,59,707	66,522	51,036	77

Very Good:(90% or above of targets)

CHHATISGARH, GUJARAT, SIKKIM, TRIPURA

Poor:(Below 80% of targets)

ANDHRA PRADESH, ARUNACHAL PRADESH, ASSAM, DELHI, GOA, HARYANA, KARNATAKA, KERALA, MAHARASHTRA, MIZORAM, ORISSA, PUDUCHERRY, RAJASTHAN, TAMIL NADU, WEST BENGAL

* Since the target for 2010-11 have not been received from the concerned Nodal Ministry, the target for the year 2009-10 has been repeated provisionally.

Rural Areas - Accelerated Rural Water Supply Programme

Habitations covered (NC and PC)

% Achievement of Target

During April-August, 2010

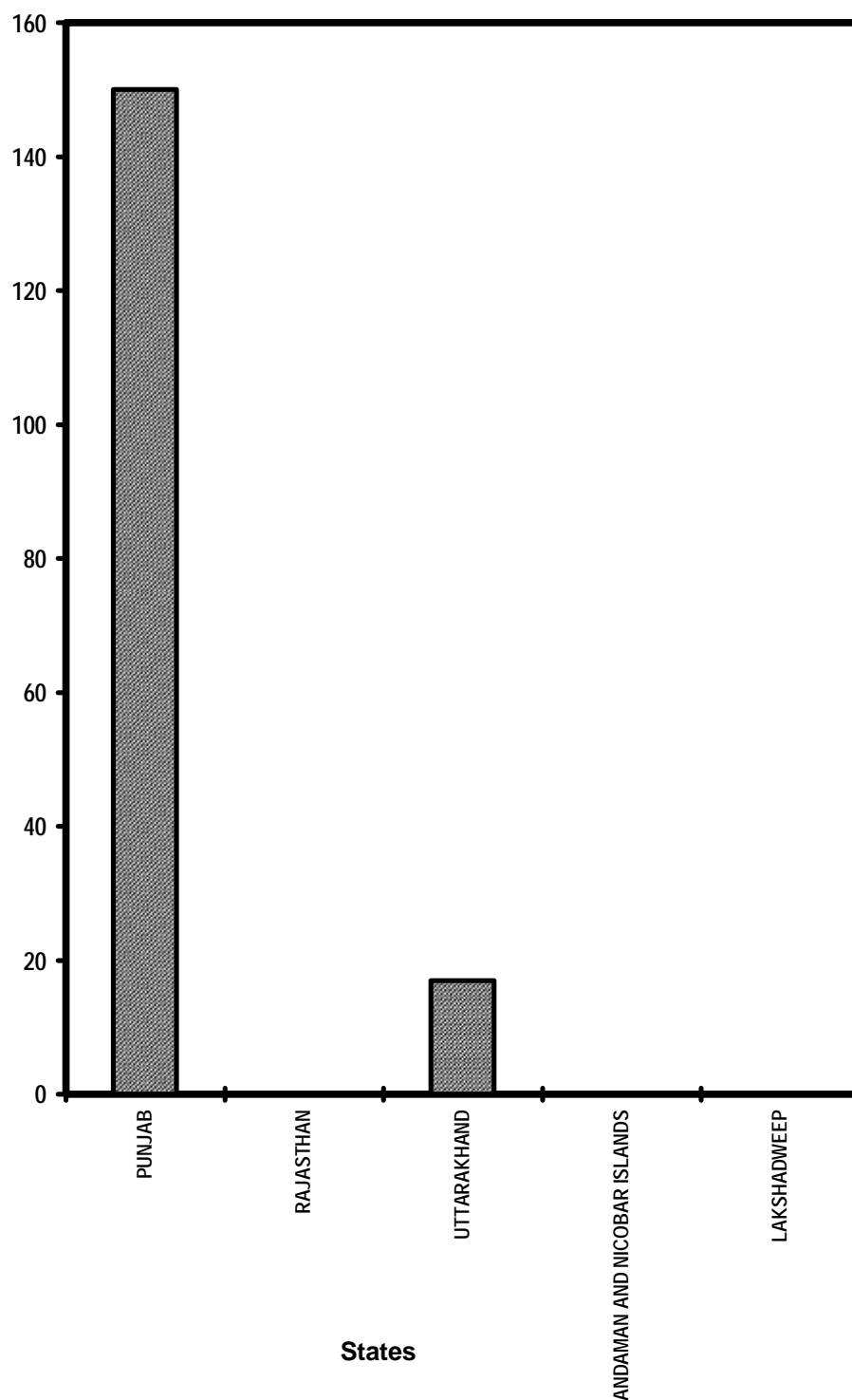


Table - 9(A)

Rural Areas - Accelerated Rural Water Supply Programme
Habitations covered (NC and PC)
 (Unit: Number)

Sl. No.	State/UT Name	Target		Achievement	Percent
		2010-2011	April,2010- August,2010	April,2010- August,2010	April,2010- August,2010
(1)	(2)	(3)	(4)	(5)	(5)/(4)
1	PUNJAB	16	4	6	150
2	RAJASTHAN	316	74	0	0
3	UTTARAKHAND	26	6	1	17
4	ANDAMAN AND NICOBAR ISLANDS	8	2	0	0
5	LAKSHADWEEP	10	2	0	0
<i>Grand Total</i>		376	88	7	8

Very Good:(90% or above of targets)

PUNJAB

Poor:(Below 80% of targets)

RAJASTHAN, UTTARAKHAND, ANDAMAN AND NICOBAR ISLANDS, LAKSHADWEEP

Rural Areas - Accelerated Rural Water Supply Programme

Slipped back habitations and habitations with water quality problems addressed-ARWSP

% Achievement of Target
During April-August, 2010

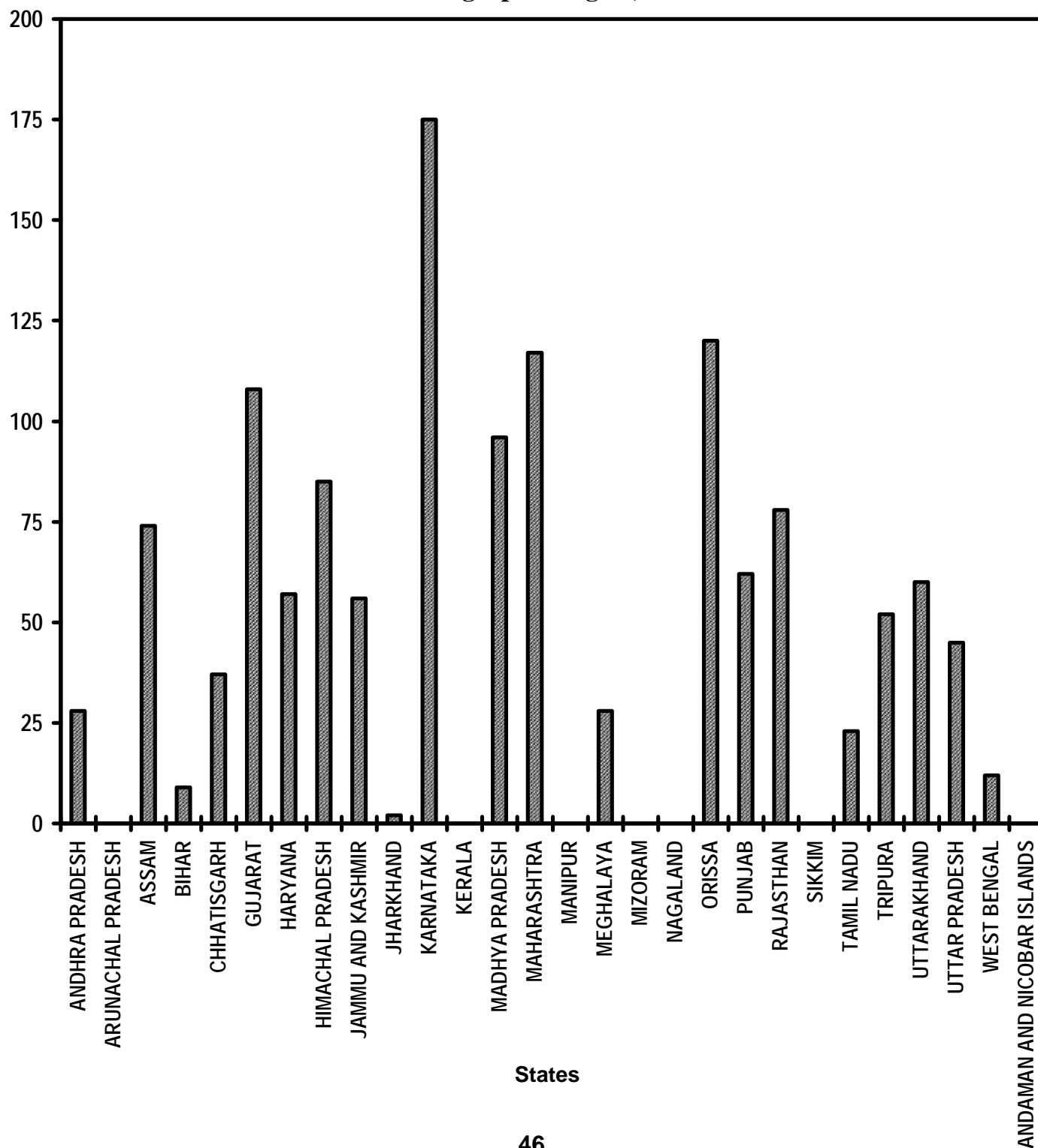


Table - 9(B)

Rural Areas - Accelerated Rural Water Supply Programme

Slipped back habitations and habitations with water quality problems addressed-ARWSF

(Unit: Number)

Sl. No.	State/UT Name	Target		Achievement April,2010- August,2010	Percent Achievement April,2010- August,2010
		2010-2011	April,2010- August,2010		
(1)	(2)	(3)	(4)	(5)	(5)/(4)
1	ANDHRA PRADESH	6,673	1,557	436	28
2	ARUNACHAL PRADESH	534	124	0	0
3	ASSAM	8,157	1,903	1,404	74
4	BIHAR	18,749	4,375	387	9
5	CHHATISGARH	9,948	2,321	848	37
6	GUJARAT	1,100	256	276	108
7	HARYANA	1,007	235	133	57
8	HIMACHAL PRADESH	5,000	1,166	989	85
9	JAMMU AND KASHMIR	962	224	126	56
10	JHARKHAND	1,099	256	6	2
11	KARNATAKA	8,750	2,041	3,575	175
12	KERALA	744	173	0	0
13	MADHYA PRADESH	13,300	3,103	2,985	96
14	MAHARASHTRA	9,745	2,274	2,658	117
15	MANIPUR	330	77	0	0
16	MEGHALAYA	840	196	55	28
17	MIZORAM	124	27	0	0
18	NAGALAND	105	25	0	0
19	ORISSA	5,494	1,281	1,537	120
20	PUNJAB	2,007	468	292	62
21	RAJASTHAN	7,448	1,737	1,358	78
22	SIKKIM	175	41	0	0
23	TAMIL NADU	8,009	1,869	432	23
24	TRIPURA	825	193	101	52
25	UTTARAKHAND	1,539	359	214	60
26	UTTAR PRADESH	2,142	500	226	45
27	WEST BENGAL	6,630	1,547	193	12
28	ANDAMAN AND NICOBAR ISLANDS	-	-	0	-
Grand Total		1,21,436	28,328	18,231	64

Very Good:(90% or above of targets)

GUJARAT, KARNATAKA, MADHYA PRADESH, MAHARASHTRA, ORISSA

Good:(Between 80% to 90% targets)

HIMACHAL PRADESH

Poor:(Below 80% of targets)

ANDHRA PRADESH, ARUNACHAL PRADESH, ASSAM, BIHAR, CHHATISGARH, HARYANA, JAMMU AND KASHMIR, JHARKHAND, KERALA, MANIPUR, MEGHALAYA, MIZORAM, NAGALAND, PUNJAB, RAJASTHAN, SIKKIM, TAMIL NADU, TRIPURA, UTTARAKHAND, UTTAR PRADESH, WEST BENGAL

Table - 10

Sanitation Programme in Rural Areas

(Unit: Number)

Sl. No.	State/UT Name	Individual Household latrines constructed (Number) April,2010-August,2010
(1)	(2)	(3)
1	ANDHRA PRADESH	1,94,485
2	ARUNACHAL PRADESH	15,697
3	ASSAM	1,34,340
4	BIHAR	4,91,533
5	CHHATISGARH	1,01,312
6	DELHI	0
7	GOA	0
8	GUJARAT	1,68,297
9	HARYANA	41,990
10	HIMACHAL PRADESH	38,604
11	JAMMU AND KASHMIR	2,629
12	JHARKHAND	1,49,902
13	KARNATAKA	2,93,531
14	KERALA	2,222
15	MADHYA PRADESH	3,89,080
16	MAHARASHTRA	1,20,987
17	MANIPUR	15,432
18	MEGHALAYA	12,064
19	MIZORAM	1,611
20	NAGALAND	10,569
21	ORISSA	4,95,448
22	PUDUCHERRY	12
23	PUNJAB	43,251
24	RAJASTHAN	3,01,086
25	SIKKIM	0
26	TAMIL NADU	1,98,124
27	TRIPURA	17,502
28	UTTARAKHAND	36,123
29	UTTAR PRADESH	5,64,018
30	WEST BENGAL	2,01,631
31	ANDAMAN AND NICOBAR ISLANDS	0
32	CHANDIGARH	0
33	DADRA AND NAGAR HAVELI	0
34	DAMAN AND DIU	0
35	LAKSHADWEEP	0
Grand Total		40,41,480

Table - 11

Institutional Delivery

(Unit: Number)

		Delivery in institutions (Number) April,2010- August,2010
Sl. No.	State/UT Name	
(1)	(2)	(3)
1	ANDHRA PRADESH	5,76,275
2	ARUNACHAL PRADESH	2,535
3	ASSAM	1,32,497
4	BIHAR	2,38,304
5	CHHATISGARH	34,197
6	DELHI	92,223
7	GOA	7,471
8	GUJARAT	3,91,865
9	HARYANA	79,168
10	HIMACHAL PRADESH	24,423
11	JAMMU AND KASHMIR	53,775
12	JHARKHAND	1,18,927
13	KARNATAKA	2,74,386
14	KERALA	2,05,413
15	MADHYA PRADESH	4,29,042
16	MAHARASHTRA	4,75,485
17	MANIPUR	9,365
18	MEGHALAYA	10,156
19	MIZORAM	0
20	NAGALAND	0
21	ORISSA	2,25,138
22	PUDUCHERRY	18,777
23	PUNJAB	1,01,180
24	RAJASTHAN	4,80,965
25	SIKKIM	2,548
26	TAMIL NADU	4,46,725
27	TRIPURA	10,693
28	UTTARAKHAND	32,177
29	UTTAR PRADESH	9,45,923
30	WEST BENGAL	0
31	ANDAMAN AND NICOBAR ISLANDS	2,044
32	CHANDIGARH	7,233
33	DADRA AND NAGAR HAVELI	1,095
34	DAMAN AND DIU	883
35	LAKSHADWEEP	194
Grand Total		54,31,082

SC Families Assisted

% Achievement of Target

During April-August, 2010

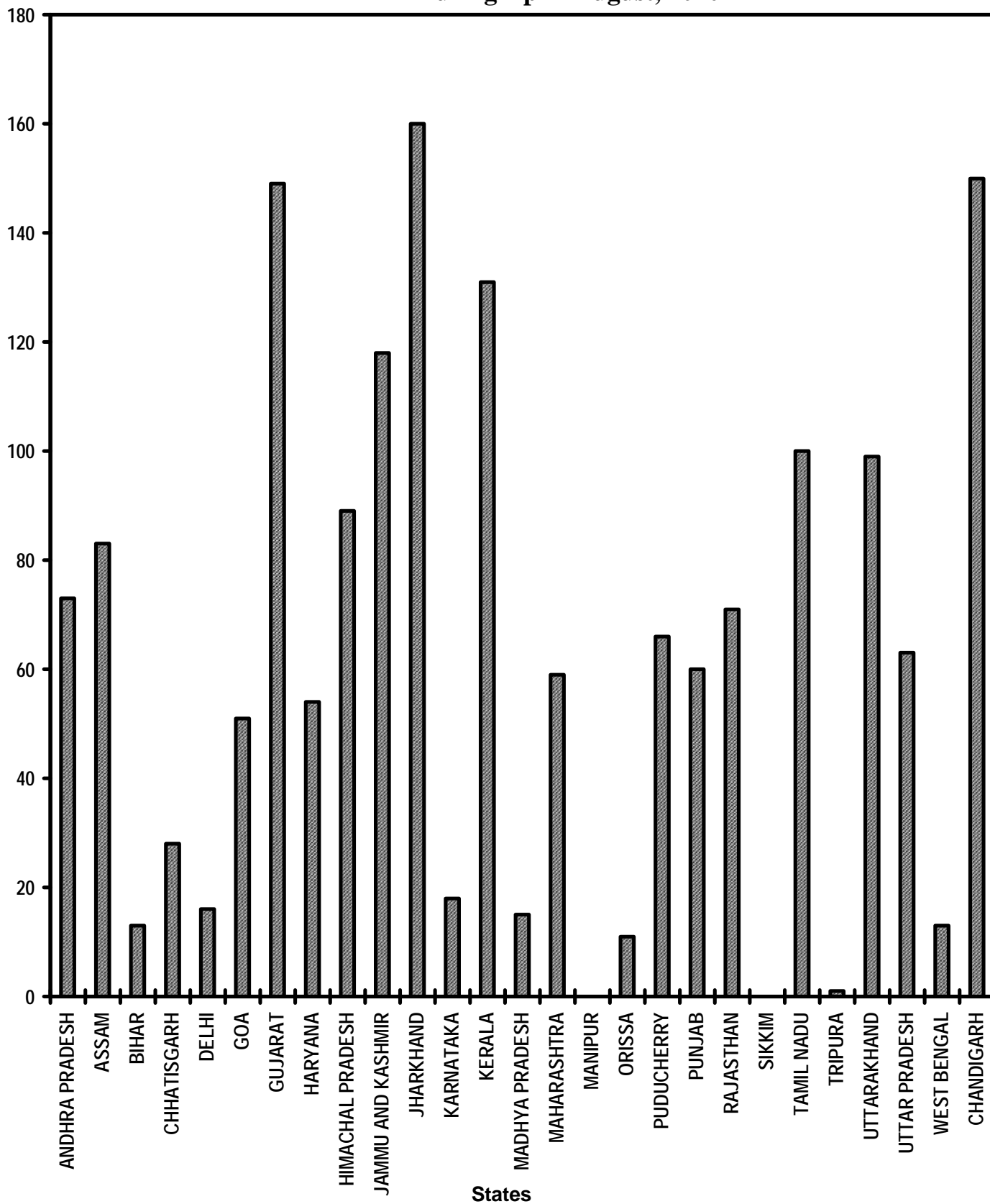


Table - 12

SC Families Assisted

(Unit: Number)

Sl. No.	State/UT Name	Target		Achievement April,2010- August,2010	Percent Achievement April,2010- August,2010
		2010-2011	April,2010- August,2010		
(1)	(2)	(3)	(4)	(5)	(5)/(4)
1	ANDHRA PRADESH	4,50,000	1,87,500	1,36,867	73
2	ASSAM	44,000	18,330	15,300	83
3	BIHAR	2,55,000	1,06,250	13,425	13
4	CHHATISGARH	3,75,000	1,56,250	43,219	28
5	DELHI	5,000	2,080	341	16
6	GOA	550	225	115	51
7	GUJARAT	1,40,000	58,330	86,759	149
8	HARYANA	88,500	36,875	19,773	54
9	HIMACHAL PRADESH	58,000	24,166	21,472	89
10	JAMMU AND KASHMIR	1,100	455	537	118
11	JHARKHAND	5,50,000	2,29,165	3,65,800	160
12	KARNATAKA	5,00,000	2,08,330	38,182	18
13	KERALA	33,000	13,750	17,993	131
14	MADHYA PRADESH	2,43,000	1,01,250	14,694	15
15	MAHARASHTRA	1,54,000	64,165	37,965	59
16	MANIPUR	550	225	0	0
17	ORISSA	72,600	30,250	3,181	11
18	PUDUCHERRY	5,000	2,080	1,376	66
19	PUNJAB	88,000	36,665	21,932	60
20	RAJASTHAN	4,12,000	1,71,665	1,22,678	71
21	SIKKIM	2,200	915	0	0
22	TAMIL NADU	9,00,000	3,75,000	3,75,135	100
23	TRIPURA	22,000	9,165	102	1
24	UTTARAKHAND	7,000	2,915	2,894	99
25	UTTAR PRADESH	2,57,000	1,07,080	66,941	63
26	WEST BENGAL	1,10,000	45,830	6,168	13
27	CHANDIGARH	700	290	435	150
Grand Total		47,74,200	19,89,201	14,13,284	71

Very Good:(90% or above of targets)

GUJARAT, JAMMU AND KASHMIR, JHARKHAND, KERALA, TAMIL NADU, UTTARAKHAND, CHANDIGARH

Good:(Between 80% to 90% targets)

ASSAM, HIMACHAL PRADESH

Poor:(Below 80% of targets)

ANDHRA PRADESH, BIHAR, CHHATISGARH, DELHI, GOA, HARYANA, KARNATAKA, MADHYA PRADESH, MAHARASHTRA, MANIPUR, ORISSA, PUDUCHERRY, PUNJAB, RAJASTHAN, SIKKIM, TRIPURA, UTTAR PRADESH, WEST BENGAL

* Targets for 2010-11 have not been received from the Ministry of Social Justice & Empowerment for the last three years i.e. for 2008-09 - 2010-11 so the target for the year 2007-08 has been repeated.

Universalization of ICDS Scheme

ICDS Blocks Operational (Cumulative)

% Achievement of Target
During April-August, 2010

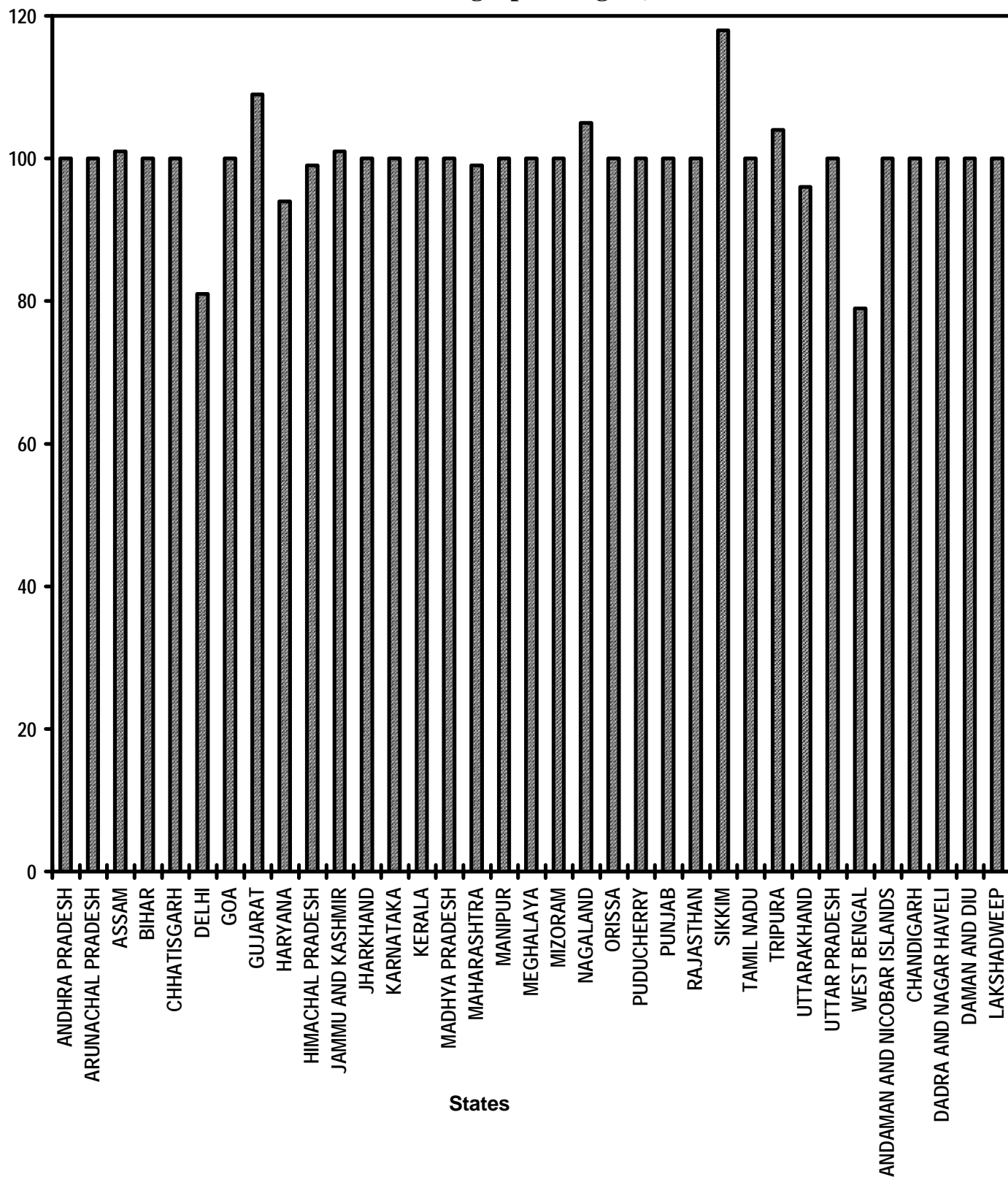


Table - 13

Universalization of ICDS Scheme
ICDS Blocks Operational (Cumulative)
 (Unit: Number)

Sl. No.	State/UT Name	Target		Achievement April,2010- August,2010	Percent Achievement April,2010- August,2010
		2010-2011	April,2010- August,2010		
(1)	(2)	(3)	(4)	(5)	(5)/(4)
1	ANDHRA PRADESH	387	386	385	100
2	ARUNACHAL PRADESH	98	93	93	100
3	ASSAM	231	226	228	101
4	BIHAR	545	544	544	100
5	CHHATISGARH	220	163	163	100
6	DELHI	95	68	55	81
7	GOA	11	11	11	100
8	GUJARAT	336	336	366	109
9	HARYANA	148	145	137	94
10	HIMACHAL PRADESH	78	77	76	99
11	JAMMU AND KASHMIR	140	140	141	101
12	JHARKHAND	204	204	204	100
13	KARNATAKA	185	185	185	100
14	KERALA	258	163	163	100
15	MADHYA PRADESH	453	453	453	100
16	MAHARASHTRA	553	553	548	99
17	MANIPUR	42	42	42	100
18	MEGHALAYA	41	41	41	100
19	MIZORAM	27	27	27	100
20	NAGALAND	59	56	59	105
21	ORISSA	338	326	326	100
22	PUDUCHERRY	5	5	5	100
23	PUNJAB	154	154	154	100
24	RAJASTHAN	304	304	304	100
25	SIKKIM	13	11	13	118
26	TAMIL NADU	434	434	434	100
27	TRIPURA	54	54	56	104
28	UTTARAKHAND	105	103	99	96
29	UTTAR PRADESH	897	897	896	100
30	WEST BENGAL	576	522	414	79
31	ANDAMAN AND NICOBAR ISLANDS	5	5	5	100
32	CHANDIGARH	3	3	3	100
33	DADRA AND NAGAR HAVELI	2	2	2	100
34	DAMAN AND DIU	2	2	2	100
35	LAKSHADWEEP	9	9	9	100
Grand Total		7,012	6,744	6,643	99

Very Good:(90% or above of targets)

ANDHRA PRADESH, ARUNACHAL PRADESH, ASSAM, BIHAR, CHHATISGARH, GOA, GUJARAT, HARYANA, HIMACHAL PRADESH, JAMMU AND KASHMIR, JHARKHAND, KARNATAKA, KERALA, MADHYA PRADESH, MAHARASHTRA, MANIPUR, MEGHALAYA, MIZORAM, NAGALAND, ORISSA, PUDUCHERRY, PUNJAB, RAJASTHAN, SIKKIM, TAMIL NADU, TRIPURA, UTTARAKHAND, UTTAR PRADESH, ANDAMAN AND NICOBAR ISLANDS, CHANDIGARH, DADRA AND NAGAR HAVELI, DAMAN AND DIU, LAKSHADWEEP

Good:(Between 80% to 90% targets)

DELHI

Poor:(Below 80% of targets)

WEST BENGAL

Functional Anganwadis

(Cumulative)

% Achievement of Target

During April-August, 2010

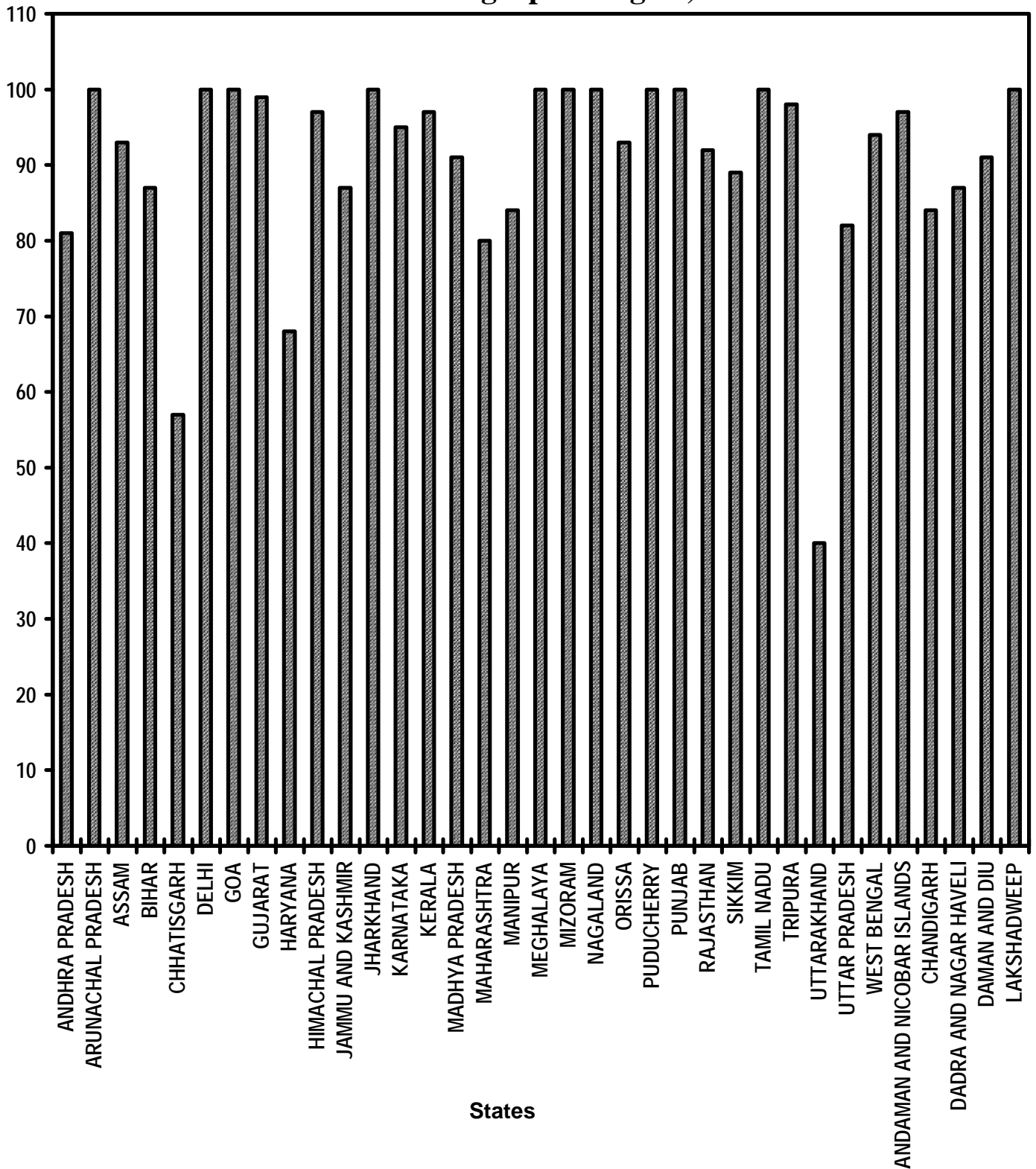


Table - 14

Functional Anganwadis
Anganwadis Functional (Cumulative)
 (Unit: Number)

Sl. No.	State/UT Name	Target		Achievement April,2010- August,2010	Percent Achievement April,2010- August,2010
		2010-2011	April,2010- August,2010		
(1)	(2)	(3)	(4)	(5)	(5)/(4)
1	ANDHRA PRADESH	91,307	91,307	73,622	81
2	ARUNACHAL PRADESH	6,225	6,028	6,028	100
3	ASSAM	62,153	59,695	55,642	93
4	BIHAR	91,968	91,968	80,211	87
5	CHHATISGARH	64,390	64,390	36,395	57
6	DELHI	11,150	6,606	6,606	100
7	GOA	1,262	1,212	1,209	100
8	GUJARAT	50,226	48,617	48,067	99
9	HARYANA	25,699	25,699	17,445	68
10	HIMACHAL PRADESH	18,925	18,925	18,322	97
11	JAMMU AND KASHMIR	28,577	28,577	24,926	87
12	JHARKHAND	38,186	38,186	38,056	100
13	KARNATAKA	63,377	63,377	60,046	95
14	KERALA	33,115	33,115	32,223	97
15	MADHYA PRADESH	90,999	90,999	83,194	91
16	MAHARASHTRA	1,10,486	1,10,486	88,272	80
17	MANIPUR	11,510	11,510	9,654	84
18	MEGHALAYA	5,115	5,115	5,110	100
19	MIZORAM	1,980	1,980	1,980	100
20	NAGALAND	3,455	3,455	3,455	100
21	ORISSA	72,873	71,134	66,184	93
22	PUDUCHERRY	788	788	788	100
23	PUNJAB	26,656	26,656	26,656	100
24	RAJASTHAN	61,119	61,119	56,480	92
25	SIKKIM	1,233	1,233	1,103	89
26	TAMIL NADU	54,439	54,439	54,439	100
27	TRIPURA	9,878	9,878	9,641	98
28	UTTARAKHAND	23,159	23,159	9,209	40
29	UTTAR PRADESH	1,87,517	1,87,517	1,53,803	82
30	WEST BENGAL	1,17,170	1,17,170	1,10,644	94
31	ANDAMAN AND NICOBAR ISLANDS	720	720	697	97
32	CHANDIGARH	500	500	420	84
33	DADRA AND NAGAR HAVELI	253	253	219	87
34	DAMAN AND DIU	107	107	97	91
35	LAKSHADWEEP	107	107	107	100
Grand Total		13,66,624	13,56,027	11,80,950	87

Very Good:(90% or above of targets)

ARUNACHAL PRADESH, ASSAM, DELHI, GOA, GUJARAT, HIMACHAL PRADESH, JHARKHAND, KARNATAKA, KERALA, MADHYA PRADESH, MEGHALAYA, MIZORAM, NAGALAND, ORISSA, PUDUCHERRY, PUNJAB, RAJASTHAN, TAMIL NADU, TRIPURA, WEST BENGAL, ANDAMAN AND NICOBAR ISLANDS, DAMAN AND DIU, LAKSHADWEEP

Good:(Between 80% to 90% targets)

ANDHRA PRADESH, BIHAR, JAMMU AND KASHMIR, MAHARASHTRA, MANIPUR, SIKKIM, UTTAR PRADESH, CHANDIGARH, DADRA AND NAGAR HAVELI

Poor:(Below 80% of targets)

CHHATISGARH, HARYANA, UTTARAKHAND

No. of Urban poor families assisted under Seven Point Charter

Poor Families Assisted

% Achievement of Target

During April-August, 2010

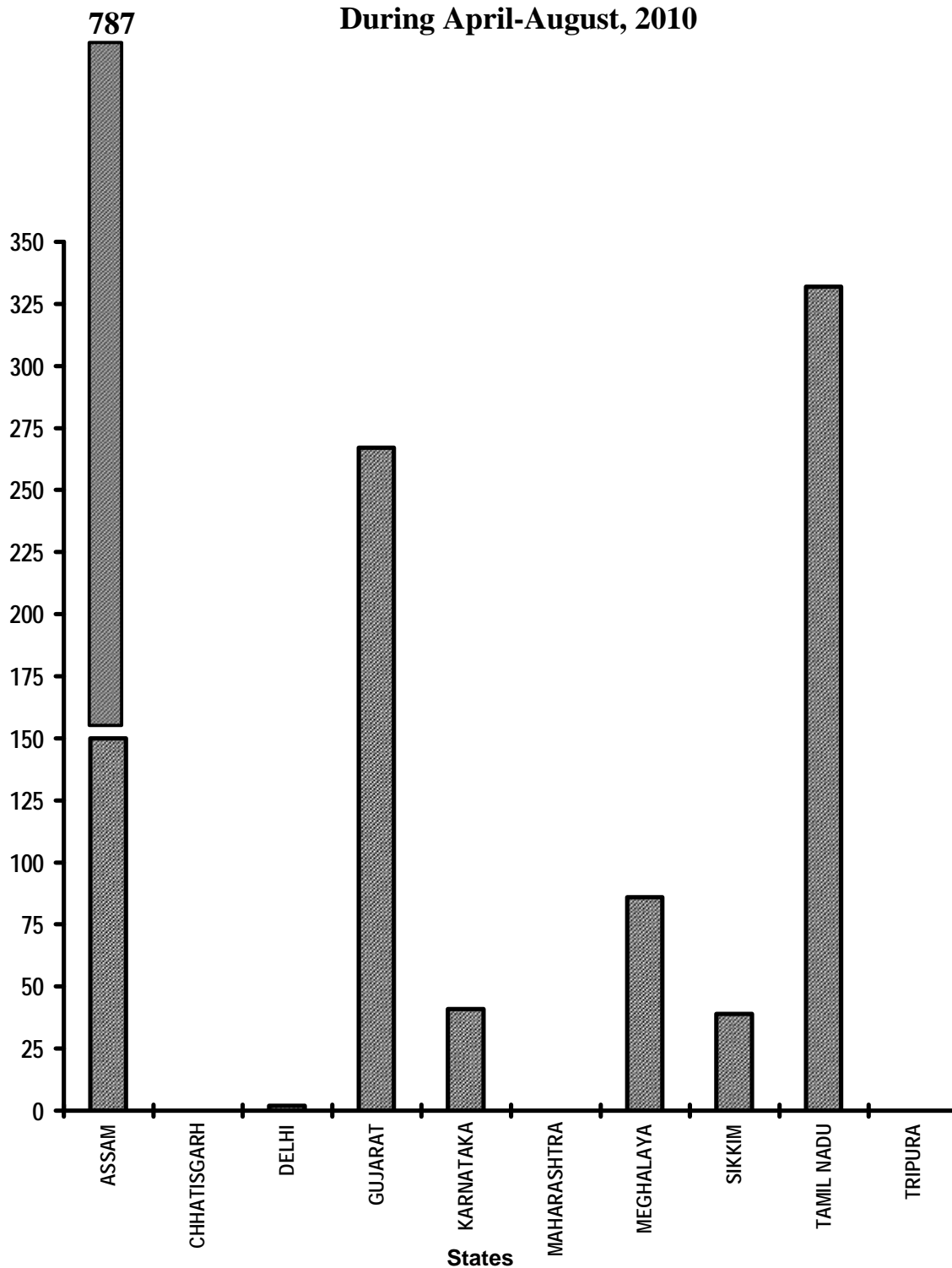


Table - 15

No. of Urban poor families assisted under Seven Point Charter
Poor Families Assisted
(Unit: Number)

Sl. No.	State/UT Name	Target *		Achievement April,2010- August,2010	Percent Achievement April,2010- August,2010
		2010-2011	April,2010- August,2010		
(1)	(2)	(3)	(4)	(5)	(5)/(4)
1	ASSAM	250	100	787	787
2	CHHATISGARH	25,000	10,416	0	0
3	DELHI	2,000	831	14	2
4	GUJARAT	1,00,000	41,666	1,11,181	267
5	KARNATAKA	31,594	13,165	5,347	41
6	MAHARASHTRA	50,037	20,847	0	0
7	MEGHALAYA	1,250	520	447	86
8	SIKKIM	1,200	500	196	39
9	TAMIL NADU	20,000	8,330	27,674	332
10	TRIPURA	2,380	991	0	0
Grand Total		2,33,711	97,366	1,45,646	150

Very Good:(90% or above of targets)

ASSAM, GUJARAT, TAMIL NADU

Good:(Between 80% to 90% targets)

MEGHALAYA

Poor:(Below 80% of targets)

CHHATISGARH, DELHI, KARNATAKA, MAHARASHTRA, SIKKIM, TRIPURA

* Since the target for 2010-11 have not been received from the concerned Nodal Ministry, the target for the year 2009-10 has been repeated provisionally.

Afforestation (Public and Forest Lands)

Area Covered under Plantation

% Achievement of Target
During April-August, 2010

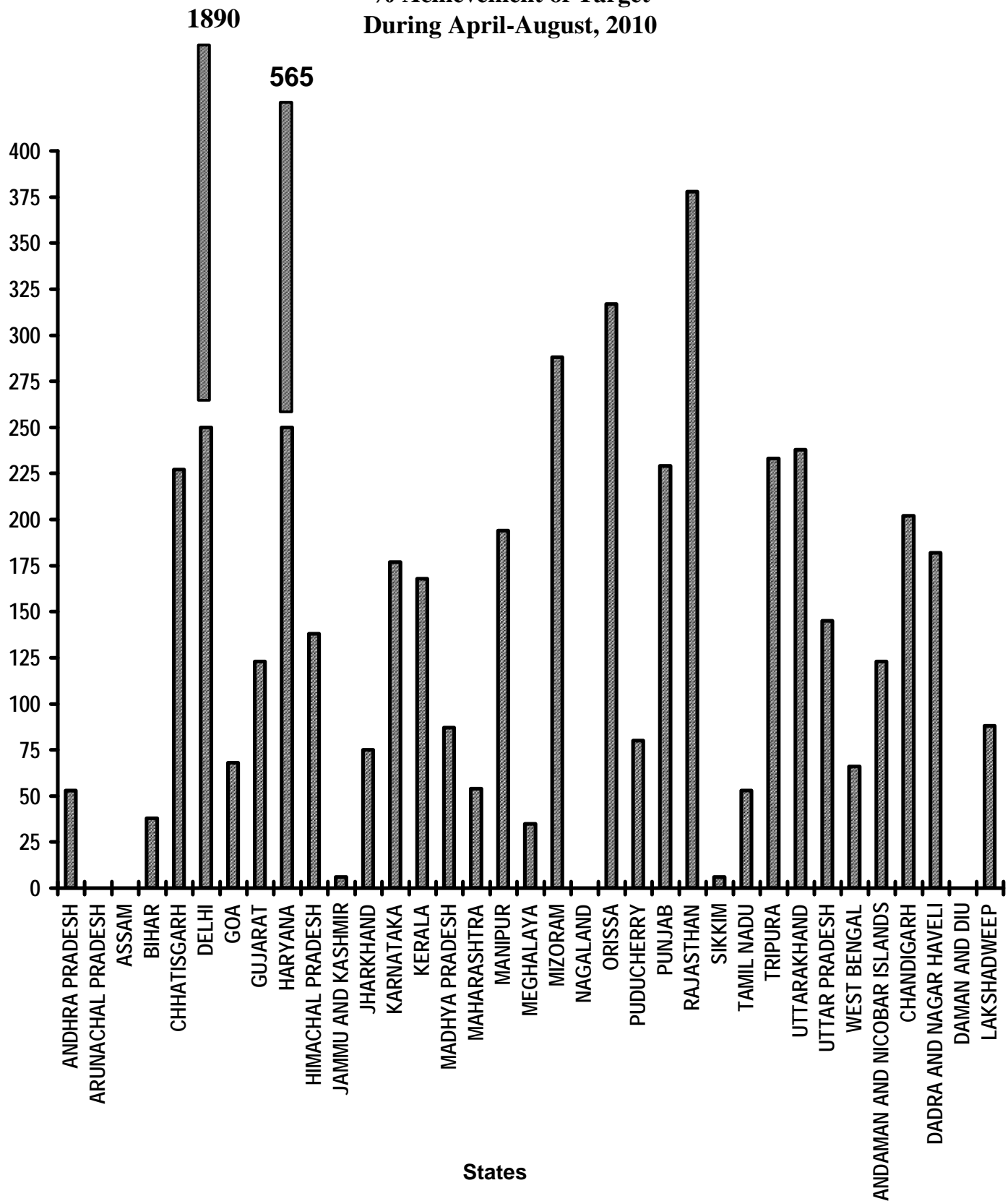


Table - 16(A)

Afforestation (Public and Forest Lands)
Area Covered under Plantation
 (Unit: Hectares)

Sl. No.	State/UT Name	Target		Achievement April,2010- August,2010	Percent Achievement April,2010- August,2010
		2010-2011	April,2010- August,2010		
(1)	(2)	(3)	(4)	(5)	(5)/(4)
1	ANDHRA PRADESH	3,40,000	1,41,665	74,763	53
2	ARUNACHAL PRADESH	10,000	4,165	2	0
3	ASSAM	12,000	5,000	0	0
4	BIHAR	27,000	11,250	4,322	38
5	CHHATISGARH	60,500	25,208	57,189	227
6	DELHI	100	40	756	1,890
7	GOA	550	228	154	68
8	GUJARAT	1,25,000	52,080	63,809	123
9	HARYANA	25,000	10,415	58,861	565
10	HIMACHAL PRADESH	24,000	10,000	13,764	138
11	JAMMU AND KASHMIR	28,000	11,665	668	6
12	JHARKHAND	50,000	20,830	15,596	75
13	KARNATAKA	1,00,000	41,665	73,884	177
14	KERALA	9,000	3,750	6,309	168
15	MADHYA PRADESH	2,70,000	1,12,500	97,382	87
16	MAHARASHTRA	1,75,000	72,915	39,618	54
17	MANIPUR	10,000	4,166	8,102	194
18	MEGHALAYA	3,000	1,250	441	35
19	MIZORAM	6,000	2,500	7,197	288
20	NAGALAND	6,000	2,500	0	0
21	ORISSA	1,50,000	62,500	1,97,829	317
22	PUDUCHERRY	50	20	16	80
23	PUNJAB	7,000	2,915	6,675	229
24	RAJASTHAN	44,000	18,333	69,260	378
25	SIKKIM	5,000	2,080	133	6
26	TAMIL NADU	93,000	38,750	20,545	53
27	TRIPURA	12,000	5,000	11,642	233
28	UTTARAKHAND	16,000	6,666	15,866	238
29	UTTAR PRADESH	1,00,000	41,666	60,534	145
30	WEST BENGAL	22,000	9,166	6,027	66
31	ANDAMAN AND NICOBAR ISLANDS	1,100	458	564	123
32	CHANDIGARH	300	125	252	202
33	DADRA AND NAGAR HAVELI	200	83	151	182
34	DAMAN AND DIU	30	11	0	0
35	LAKSHADWEEP	20	8	7	88
Grand Total		17,31,850	7,21,573	9,12,318	126

Very Good:(90% or above of targets)

CHHATISGARH, DELHI, GUJARAT, HARYANA, HIMACHAL PRADESH, KARNATAKA, KERALA, MANIPUR, MIZORAM, ORISSA, PUNJAB, RAJASTHAN, TRIPURA, UTTARAKHAND, UTTAR PRADESH, ANDAMAN AND NICOBAR ISLANDS, CHANDIGARH, DADRA AND NAGAR HAVELI

Good:(Between 80% to 90% targets)

MADHYA PRADESH, PUDUCHERRY, LAKSHADWEEP

Poor:(Below 80% of targets)

ANDHRA PRADESH, ARUNACHAL PRADESH, ASSAM, BIHAR, GOA, JAMMU AND KASHMIR, JHARKHAND, MAHARASHTRA, MEGHALAYA, NAGALAND, SIKKIM, TAMIL NADU, WEST BENGAL, DAMAN AND DIU

Afforestation (Public and Forest Lands)

Seedlings planted

% Achievement of Target
During April-August, 2010

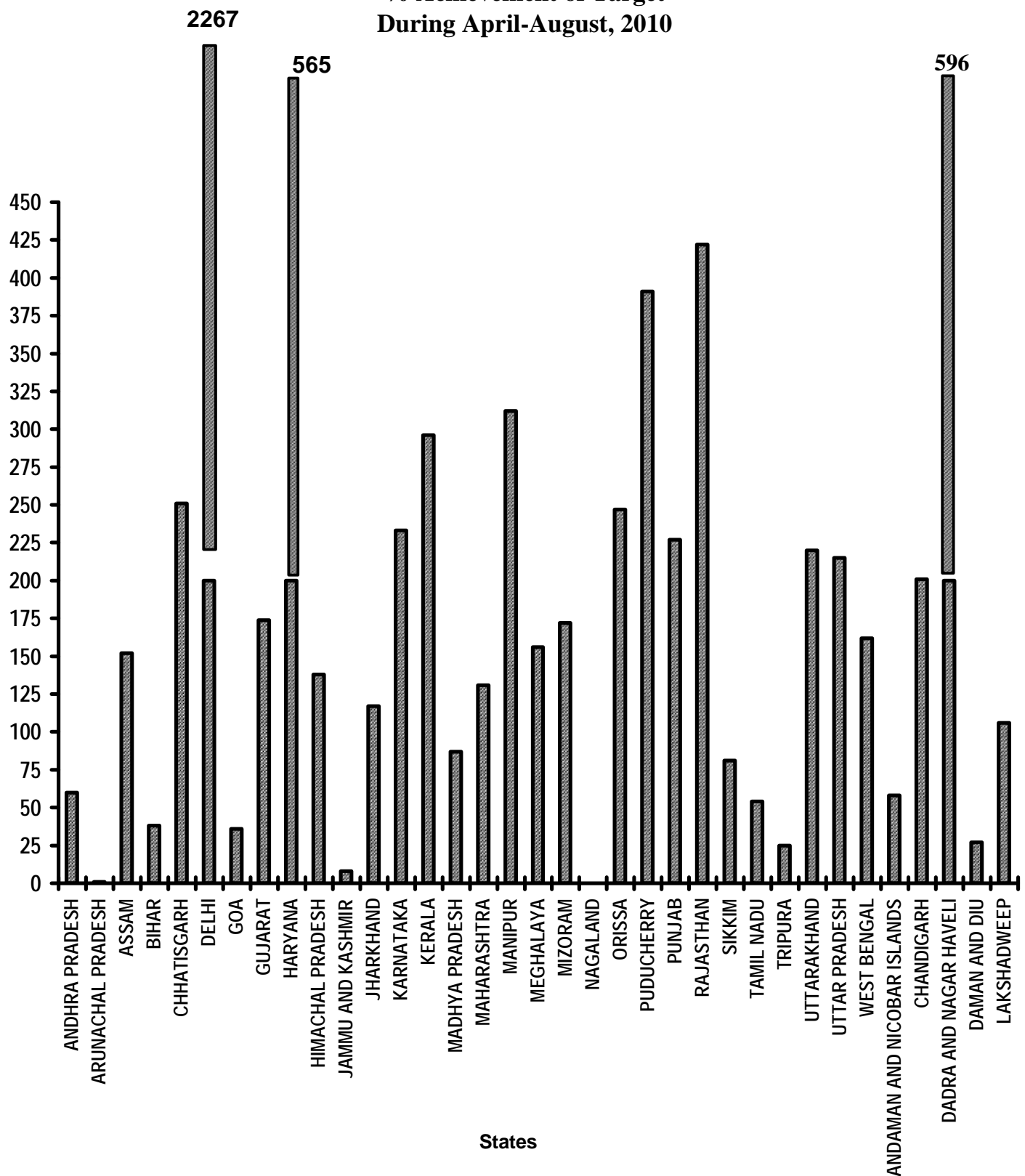


Table - 16(B)

Afforestation (Public and Forest Lands)
Seedlings planted
 (Unit: Number)

Sl. No.	State/UT Name	Target		Achievement April,2010- August,2010	Percent Achievement April,2010- August,2010
		2010-2011	April,2010- August,2010		
(1)	(2)	(3)	(4)	(5)	(5)/(4)
1	ANDHRA PRADESH	22,10,00,000	9,20,83,335	5,53,00,000	60
2	ARUNACHAL PRADESH	65,00,000	27,08,335	33,908	1
3	ASSAM	78,00,000	32,50,000	49,32,000	152
4	BIHAR	1,75,49,000	73,12,500	28,00,000	38
5	CHHATISGARH	3,85,00,000	1,60,41,666	4,03,00,000	251
6	DELHI	65,000	27,085	6,14,000	2,267
7	GOA	7,50,000	3,12,500	1,13,000	36
8	GUJARAT	8,12,50,000	3,38,54,165	5,88,97,000	174
9	HARYANA	1,62,50,000	67,70,835	3,82,60,000	565
10	HIMACHAL PRADESH	1,56,00,000	65,00,000	89,47,000	138
11	JAMMU AND KASHMIR	1,82,00,000	75,83,335	5,84,410	8
12	JHARKHAND	3,25,00,000	1,35,41,665	1,58,04,855	117
13	KARNATAKA	6,50,00,000	2,70,83,335	6,32,00,000	233
14	KERALA	58,50,000	24,37,500	72,09,143	296
15	MADHYA PRADESH	17,55,00,000	7,31,25,000	6,32,98,000	87
16	MAHARASHTRA	11,37,50,000	4,73,95,835	6,22,39,000	131
17	MANIPUR	65,00,000	27,08,333	84,40,800	312
18	MEGHALAYA	19,50,000	8,12,500	12,68,717	156
19	MIZORAM	39,00,000	16,25,000	27,90,065	172
20	NAGALAND	39,00,000	16,25,000	0	0
21	ORISSA	9,75,00,000	4,06,25,000	10,03,92,685	247
22	PUDUCHERRY	33,000	13,750	53,710	391
23	PUNJAB	45,50,000	18,95,835	43,00,000	227
24	RAJASTHAN	1,76,00,000	73,33,333	3,09,14,000	422
25	SIKKIM	32,50,000	13,54,165	10,91,000	81
26	TAMIL NADU	2,84,00,000	1,18,33,333	63,81,917	54
27	TRIPURA	78,00,000	32,50,000	8,10,000	25
28	UTTARAKHAND	1,40,00,000	58,33,333	1,28,44,000	220
29	UTTAR PRADESH	6,50,00,000	2,70,83,333	5,82,96,664	215
30	WEST BENGAL	1,43,00,000	59,58,333	96,44,000	162
31	ANDAMAN AND NICOBAR ISLANDS	7,15,000	2,97,916	1,71,931	58
32	CHANDIGARH	1,95,000	81,250	1,63,381	201
33	DADRA AND NAGAR HAVELI	1,30,000	54,166	3,23,000	596
34	DAMAN AND DIU	20,000	8,335	2,215	27
35	LAKSHADWEEP	13,000	5,416	5,717	106
Grand Total		1,08,58,20,000	45,24,25,422	66,04,26,118	146

Very Good:(90% or above of targets)

ASSAM, CHHATISGARH, DELHI, GUJARAT, HARYANA, HIMACHAL PRADESH, JHARKHAND, KARNATAKA, KERALA, MAHARASHTRA, MANIPUR, MEGHALAYA, MIZORAM, ORISSA, PUDUCHERRY, PUNJAB, RAJASTHAN, UTTARAKHAND, UTTAR PRADESH, WEST BENGAL, CHANDIGARH, DADRA AND NAGAR HAVELI, LAKSHADWEEP

Good:(Between 80% to 90% targets)

MADHYA PRADESH, SIKKIM

Poor:(Below 80% of targets)

ANDHRA PRADESH, ARUNACHAL PRADESH, BIHAR, GOA, JAMMU AND KASHMIR, NAGALAND, TAMIL NADU, TRIPURA, ANDAMAN AND NICOBAR ISLANDS, DAMAN AND DIU

Rural Roads - PMGSY

Length of Road Constructed

% Achievement of Target

During April-August, 2010

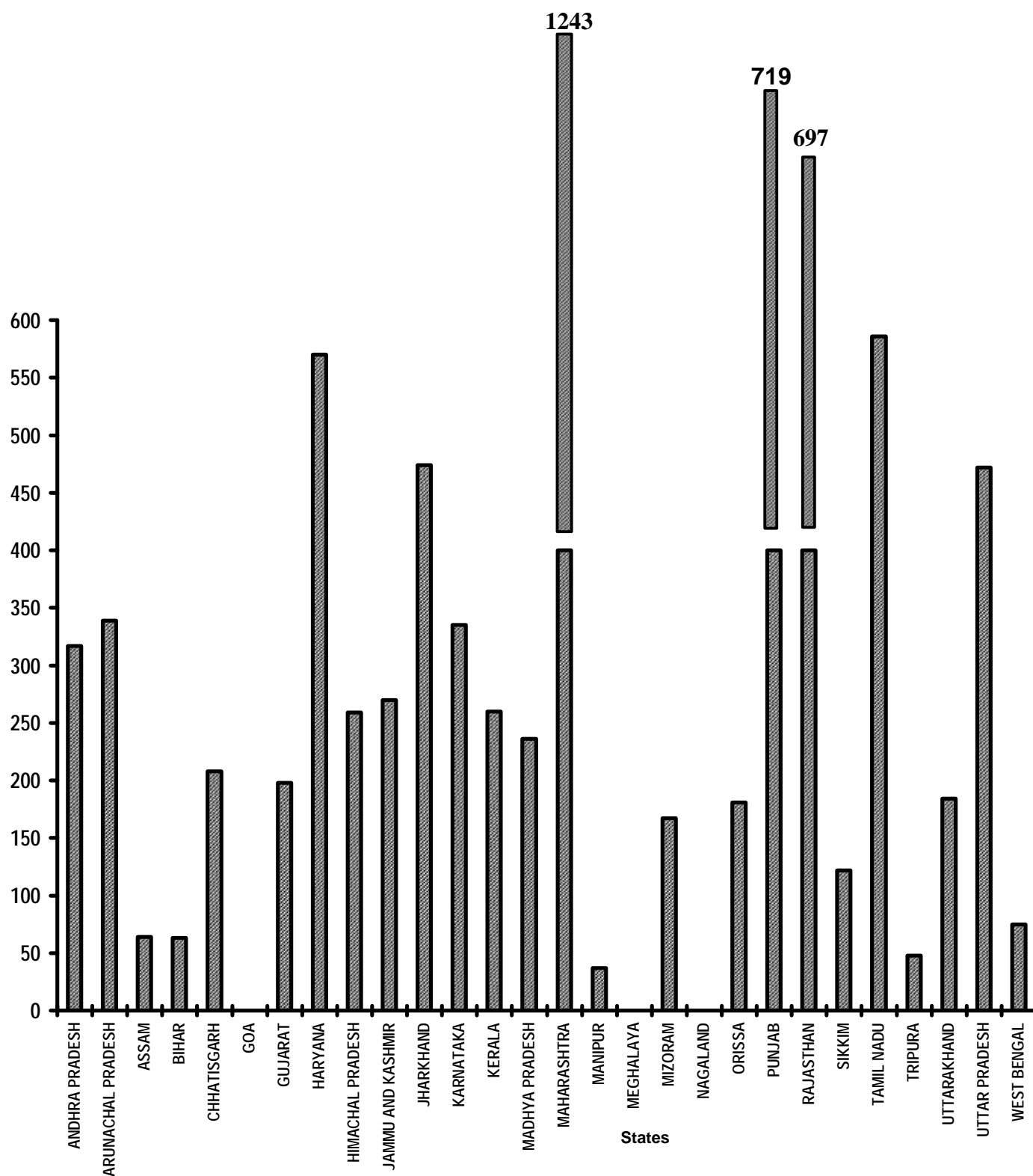


Table - 17

Rural Roads - PMGSY
Length of Road Constructed
 (Unit: Kilometer)

Sl. No.	State/UT Name	Target		Achievement April,2010- August,2010	Percent Achievement April,2010- August,2010
		2010-2011	April,2010- August,2010		
(1)	(2)	(3)	(4)	(5)	(5)/(4)
1	ANDHRA PRADESH	1,975	427	1,354	317
2	ARUNACHAL PRADESH	178	38	129	339
3	ASSAM	1,877	407	262	64
4	BIHAR	5,344	1,158	726	63
5	CHHATISGARH	1,820	394	820	208
6	GOA	-	-	0	-
7	GUJARAT	597	130	257	198
8	HARYANA	150	33	188	570
9	HIMACHAL PRADESH	594	129	334	259
10	JAMMU AND KASHMIR	366	79	213	270
11	JHARKHAND	1,482	320	1,516	474
12	KARNATAKA	1,000	217	726	335
13	KERALA	157	35	91	260
14	MADHYA PRADESH	4,622	1,001	2,363	236
15	MAHARASHTRA	592	129	1,604	1,243
16	MANIPUR	517	112	41	37
17	MEGHALAYA	64	14	0	0
18	MIZORAM	212	46	77	167
19	NAGALAND	171	38	0	0
20	ORISSA	4,327	937	1,695	181
21	PUNJAB *	365 *	75	539	719
22	RAJASTHAN	1,005	217	1,512	697
23	SIKKIM	147	32	39	122
24	TAMIL NADU	1,020	221	1,295	586
25	TRIPURA	609	132	64	48
26	UTTARAKHAND	320	69	127	184
27	UTTAR PRADESH	2,707	587	2,770	472
28	WEST BENGAL	2,237	484	364	75
Grand Total		34,455	7,461	19,106	256

Very Good:(90% or above of targets)

ANDHRA PRADESH, ARUNACHAL PRADESH, CHHATISGARH, GUJARAT, HARYANA, HIMACHAL PRADESH, JAMMU AND KASHMIR, JHARKHAND, KARNATAKA, KERALA, MADHYA PRADESH, MAHARASHTRA, MIZORAM, ORISSA, PUNJAB, RAJASTHAN, SIKKIM, TAMIL NADU, UTTARAKHAND, UTTAR PRADESH

Poor:(Below 80% of targets)

ASSAM, BIHAR, MANIPUR, MEGHALAYA, NAGALAND, TRIPURA, WEST BENGAL

Note: * Targets for 2010-11 have not received from concerned nodal Ministry so previous year's targets repeated provisionally.

Rajiv Gandhi Grameen Vidyutikaran Yojana

**Villages electrified
% Achievement of Target
During April-August, 2010**

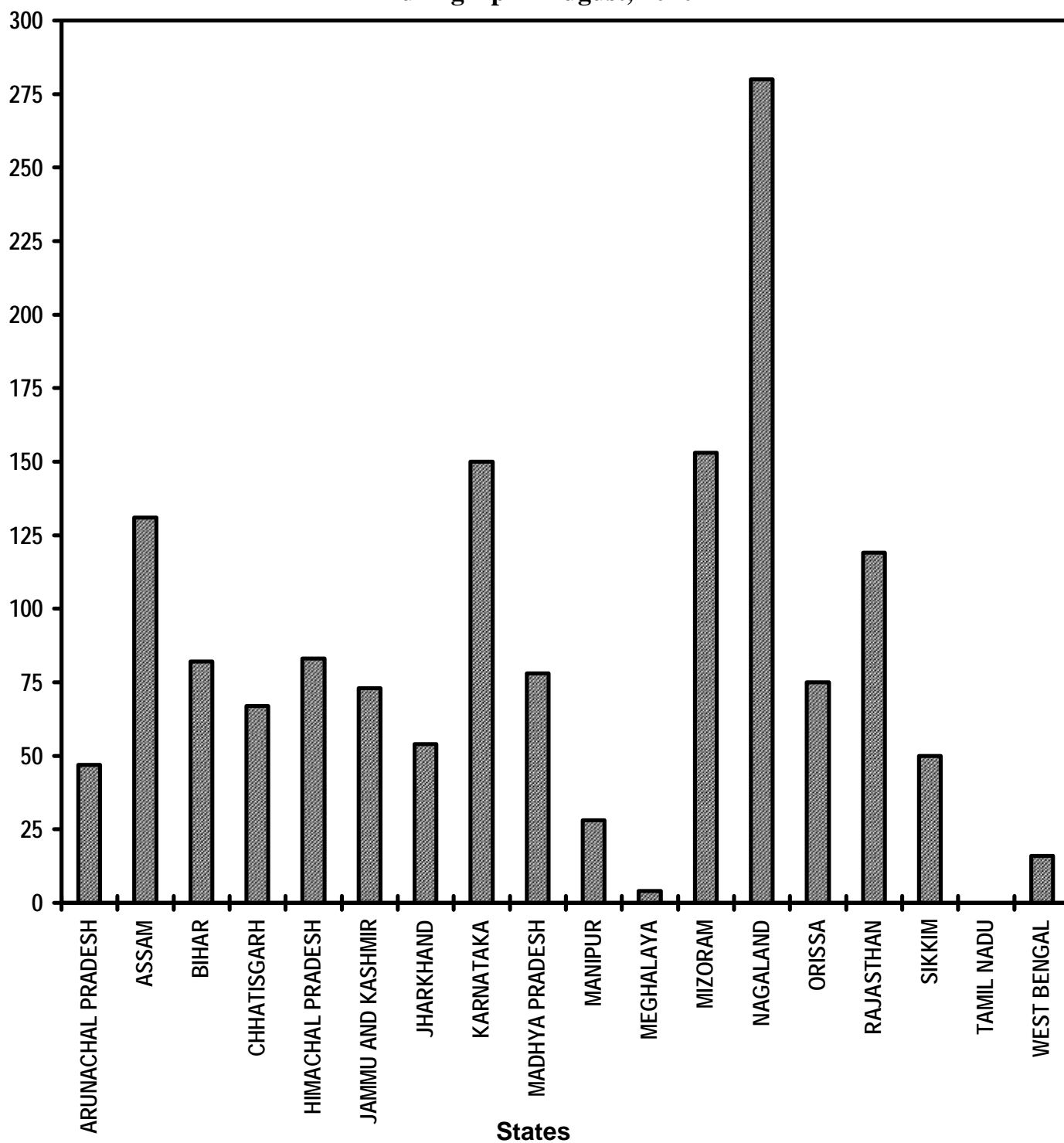


Table - 18

Rajiv Gandhi Grameen Vidyutikaran Yojana
Villages electrified
 (Unit: Number)

Sl. No.	State/UT Name	Target		Achievement April,2010- August,2010	Percent Achievement April,2010- August,2010
		2010-2011	April,2010- August,2010		
(1)	(2)	(3)	(4)	(5)	(5)/(4)
1	ARUNACHAL PRADESH	600	250	117*	47
2	ASSAM	2,380	990	1292*	131
3	BIHAR	1,723	715	588*	82
4	CHHATISGARH	41	15	10	67
5	HIMACHAL PRADESH	20	6	5	83
6	JAMMU AND KASHMIR	75	30	22*	73
7	JHARKHAND	4,650	1,935	1051*	54
8	KARNATAKA	10	4	6	150
9	MADHYA PRADESH	150	60	47*	78
10	MANIPUR	150	60	17*	28
11	MEGHALAYA	200	81	3	4
12	MIZORAM	40	15	23	153
13	NAGALAND	25	10	28*	280
14	ORISSA	6,773	2,820	2,104	75
15	RAJASTHAN	550	228	272	119
16	SIKKIM	5	2	1	50
17	TAMIL NADU @	48	20	0	0
18	WEST BENGAL	60	25	4	16
Grand Total		17,500	7,266	5,590	77

Very Good:(90% or above of targets)

ASSAM, KARNATAKA, MIZORAM, NAGALAND, RAJASTHAN

Good:(Between 80% to 90% targets)

BIHAR, HIMACHAL PRADESH

Poor:(Below 80% of targets)

ARUNACHAL PRADESH, CHHATISGARH, JAMMU AND KASHMIR, JHARKHAND, MADHYA PRADESH, MANIPUR, MEGHALAYA, ORISSA, SIKKIM, TAMIL NADU, WEST BENGAL

* Figures taken from website (Ministry of Power)

@ All village in TN had already been Electrified in March 1992, Hence the achievement for the item no. 18 B01 is "Nil"

Energising Pump sets

Pumps sets energized

% Achievement of Target

During April-August, 2010

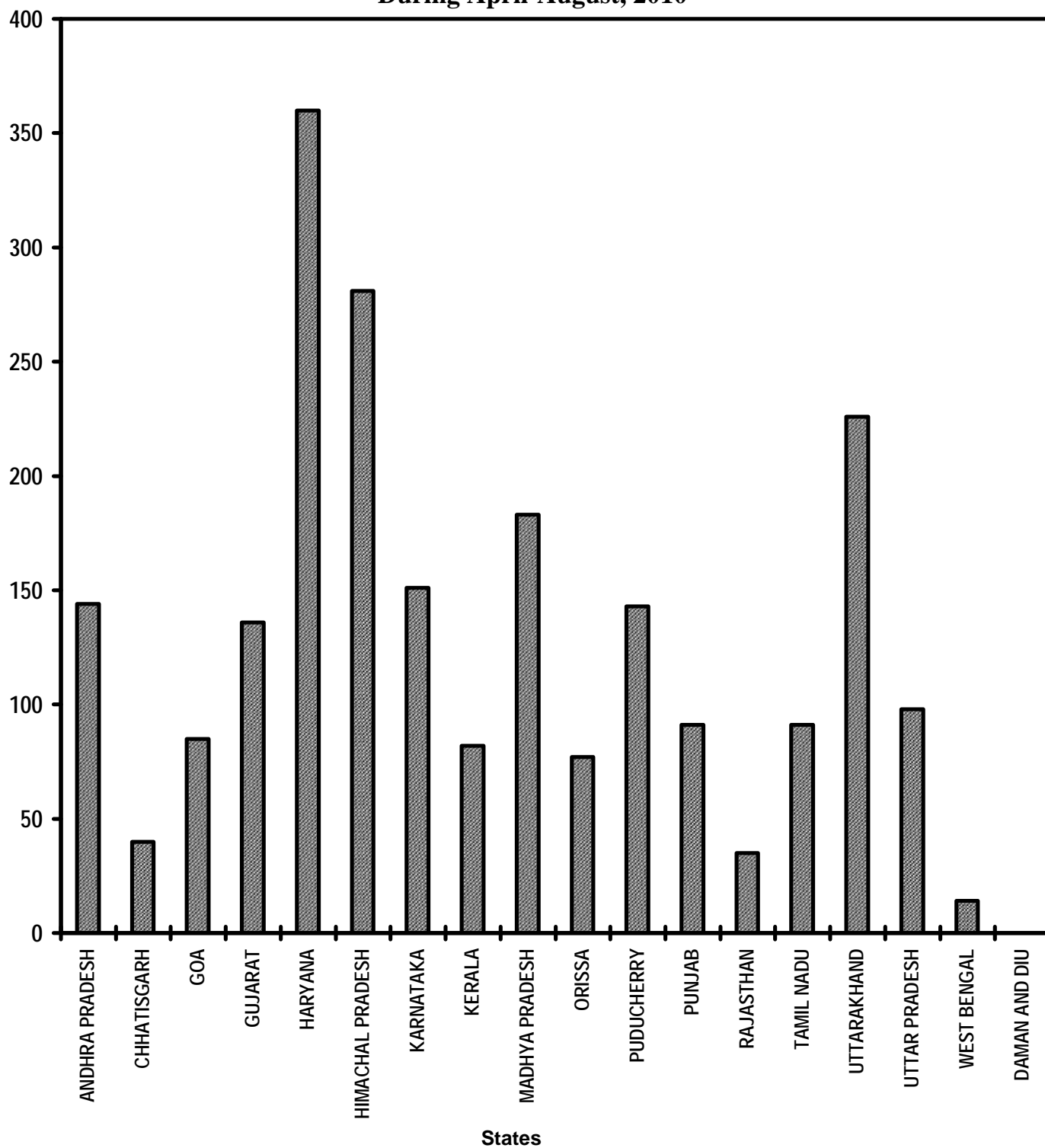


Table - 19

Energising pump sets
Pumps sets energized
 (Unit: Number)

Sl. No.	State/UT Name	Target		Achievement April,2010- August,2010	Percent Achievement April,2010- August,2010
		2010-2011	April,2010- August,2010		
(1)	(2)	(3)	(4)	(5)	(5)/(4)
1	ANDHRA PRADESH	50,000	20,833	29,955	144
2	CHHATISGARH	30,000	12,500	5,054	40
3	GOA	200	81	69	85
4	GUJARAT	20,000	8,331	11,362	136
5	HARYANA	15,000	6,250	22,508	360
6	HIMACHAL PRADESH	760	315	885	281
7	KARNATAKA *	18,000	7,500	11,349	151
8	KERALA	12,000	5,000	4,110	82
9	MADHYA PRADESH	8,800	3,665	6,720	183
10	ORISSA*	1,600	666	516	77
11	PUDUCHERRY	35	14	20	143
12	PUNJAB	60,000	25,000	22,821	91
13	RAJASTHAN	65,000	27,081	9,613	35
14	TAMIL NADU	17,300	7,206	6,530	91
15	UTTARAKHAND *	350	145	328	226
16	UTTAR PRADESH *	22,000	9,166	8,968	98
17	WEST BENGAL	422	175	25	14
18	DAMAN AND DIU	25	10	0	0
Grand Total		3,21,492	1,33,938	1,40,833	105

Very Good:(90% or above of targets)

ANDHRA PRADESH, GUJARAT, HARYANA, HIMACHAL PRADESH, KARNATAKA, MADHYA PRADESH, PUDUCHERRY, PUNJAB, TAMIL NADU, UTTARAKHAND, UTTAR PRADESH

Good:(Between 80% to 90% targets)

GOA, KERALA

Poor:(Below 80% of targets)

CHHATISGARH, ORISSA, RAJASTHAN, WEST BENGAL, DAMAN AND DIU

* Targets of above 4 States have not been received from the concerned Nodal Ministry, so the target for the year 2009-10 has been repeted provisionally.

Supply of Electricity

Electricity supplied

% Achievement of Target

During April-August, 2010

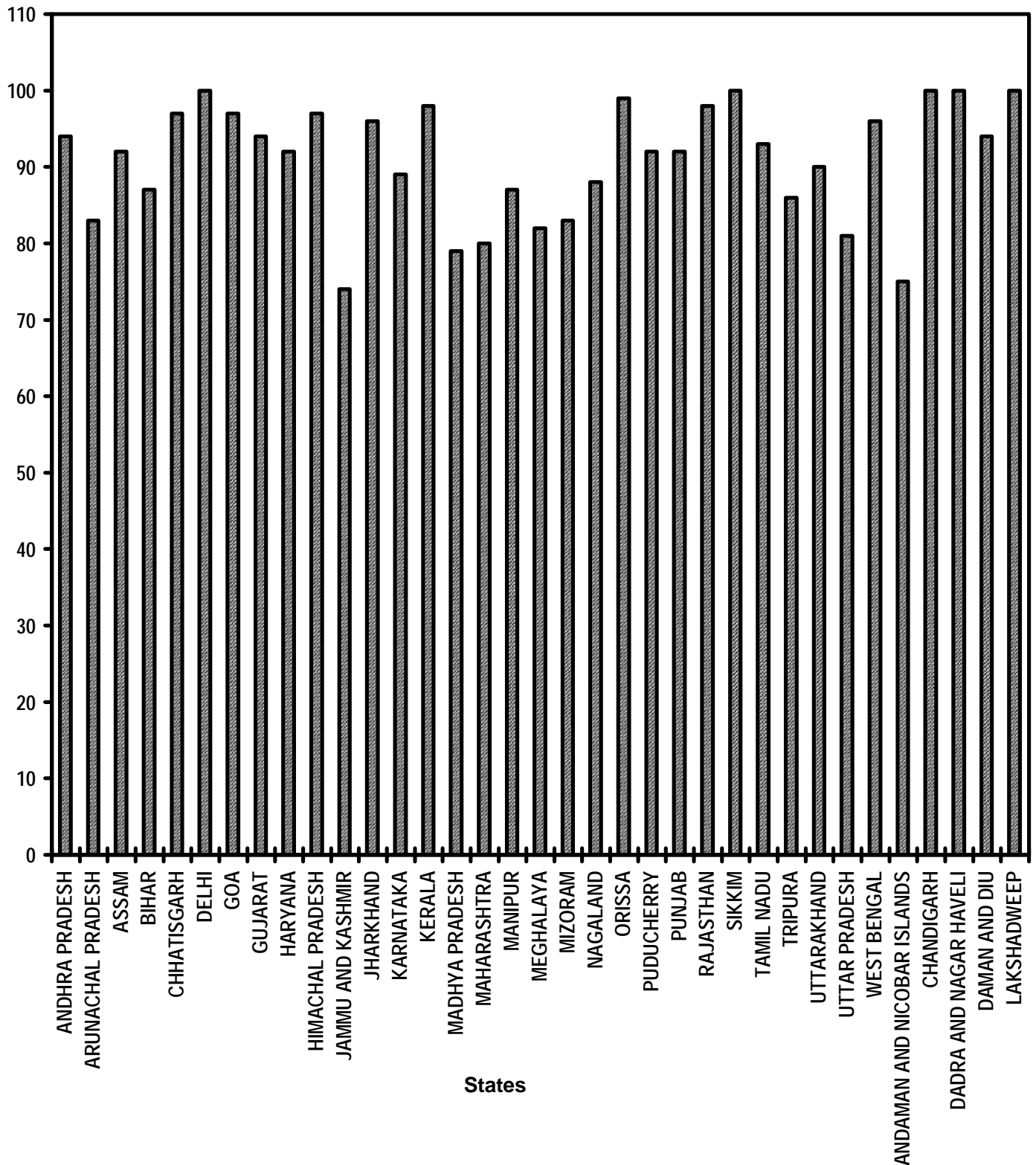


Table - 20

Supply of Electricity

Sl. No.	State/UT Name	Electricity demanded (Million Units)	Electricity supplied (Million Units)	Shortage observed (Million Units)	Percentage of Electricity Supplied
		April,2010- August,2010	April,2010- August,2010	April,2010- August,2010	
(1)	(2)	(3)	(4)	(5)	(6)
1	ANDHRA PRADESH	33,009	30,940	2,069	94
2	ARUNACHAL PRADESH	199	166	33	83
3	ASSAM	2,290	2,105	185	92
4	BIHAR	5,193	4,496	697	87
5	CHHATISGARH	4,129	4,019	110	97
6	DELHI	12,856	12,807	49	100
7	GOA	1,337	1,302	35	97
8	GUJARAT	29,184	27,344	1,840	94
9	HARYANA	15,192	14,010	1,182	92
10	HIMACHAL PRADESH	3,071	2,991	80	97
11	JAMMU AND KASHMIR	5,446	4,044	1,402	74
12	JHARKHAND	2,493	2,399	94	96
13	KARNATAKA	19,931	17,678	2,253	89
14	KERALA	7,348	7,209	139	98
15	MADHYA PRADESH	17,160	13,642	3,518	79
16	MAHARASHTRA	53,692	42,921	10,771	80
17	MANIPUR	229	199	30	87
18	MEGHALAYA	580	474	106	82
19	MIZORAM	143	119	24	83
20	NAGALAND	249	218	31	88
21	ORISSA	9,359	9,293	66	99
22	PUDUCHERRY	923	851	72	92
23	PUNJAB	21,946	20,089	1,857	92
24	RAJASTHAN	17,553	17,232	321	98
25	SIKKIM	139	139	0	100
26	TAMIL NADU	33,900	31,442	2,458	93
27	TRIPURA	385	331	54	86
28	UTTARAKHAND	4,127	3,731	396	90
29	UTTAR PRADESH	32,751	26,650	6,101	81
30	WEST BENGAL	16,409	15,833	576	96
31	ANDAMAN AND NICOBAR ISLANDS	100	75	25	75
32	CHANDIGARH	728	728	0	100
33	DADRA AND NAGAR HAVELI	1,815	1,813	2	100
34	DAMAN AND DIU	867	812	55	94
35	LAKSHADWEEP	10	10	0	100
Grand Total		3,54,743	3,18,112	36,631	90

Very Good:(90% or above of targets)

ANDHRA PRADESH, ASSAM, CHHATISGARH, DELHI, GOA, GUJARAT, HARYANA, HIMACHAL PRADESH, JHARKHAND, KERALA, ORISSA, PUDUCHERRY, PUNJAB, RAJASTHAN, SIKKIM, TAMIL NADU, UTTARAKHAND, WEST BENGAL, CHANDIGARH, DADRA AND NAGAR HAVELI, DAMAN AND DIU, LAKSHADWEEP

Good:(Between 80% to 90% targets)

ARUNACHAL PRADESH, BIHAR, KARNATAKA, MAHARASHTRA, MANIPUR, MEGHALAYA, MIZORAM, NAGALAND, TRIPURA, UTTAR PRADESH

Poor:(Below 80% of targets)

JAMMU AND KASHMIR, MADHYA PRADESH, ANDAMAN AND NICOBAR ISLANDS

LIST OF ITEMS COVERED UNDER (TPP) - 2006

Point No.	Item No.	Name of the Points/Items
I.		Garibi Hatao [Poverty Eradication]
		Rural Areas
	1.	Employment generation under the <i>Mahatma Gandhi National Rural Employment Guarantee Act (MGNREGA)</i>
	2.	Swaranjayanti Gram Swarajgar Yojana
	3.	Rural Business Hubs in Partnership with Panchayats
	4.	Self help Groups
		Urban Areas
	5.	Swaranjayanti Shehari Rojgar Yojana
II.		Jan Shakti (Power to People)
	6.	Local Self Government (Panchayati Raj and Urban Local Bodies) <ul style="list-style-type: none"> - Activity Mapping for devolution of functions - Budget Flow of Funds - Assignment of Functionaries
	7.	Quick and Inexpensive Justice – Gram Nyayalayas and Nyaya Panchayats.
	8.	District Planning Committees.
III.		Kisan Mitra [Support to Farmers]
	9.	Water shed development
	10.	Marketing and infrastructural support to farmers
	11.	Irrigation facilities (including minor and micro irrigation) for agriculture
	12.	Credit to farmers
	13.	Distribution of waste land to the landless
IV.		Shramik Kalyan [Labour Welfare]
	14.	Social Security for Agricultural and Unorganised Labour
	15.	Minimum Wages Enforcement (including Farm Labour)
	16.	Prevention of Child Labour
	17.	Welfare of Women Labour
V.		Khadya Suraksha [Food Security]
	18.	<i>Food Security:</i> <ul style="list-style-type: none"> (i) Targeted Public Distribution system, (ii) Antyodaya Anna Yojana, (iii) Establishing Grain banks in chronically food scarcity areas
VI.		Subke Liye Aawas [Housing for All]
	19	Rural Housing - Indira Awaas Yojana
	20.	EWS/LIG Houses in Urban Areas

Contd.....

Point No.	Item No.	Name of the Points/Items
VII.		Shudh Peya Jal [Clean Drinking Water]
	21.	Rural Areas. - Accelerated Rural Water Supply Programme
	22.	Urban Areas: - Accelerated Urban Water Supply Programme
VIII.		Jan Jan Ka Swasthya [Health for All]
	23.	Control and prevention of major diseases: (a) HIV/AIDS (b) TB (c) Malaria (d) Leprosy (e) Blindness
	24.	National Rural Health Mission
	25.	Immunisation of Children
	26.	Sanitation Programme in - Rural Areas - Urban areas
	27.	Institutional Delivery
	28.	Prevention of Female Foeticide
	29.	Supplementary nutrition for Mothers and Children
	30.	Two Child norms
IX.		Sabke Liye Shiksha [Education for All]
	31.	Sarv Shiksha Abhiyan - Compulsory Elementary Education
	32.	Mid Day Meal Scheme
X.		Anusuchit Jaati, Jan Jaati, Alp-sankhyak evam Anya Pichhra Varg Kalyan [Welfare of Scheduled Castes, Scheduled Tribes, Minorities and OBCs]
	33.	SC Families Assisted
	34.	Rehabilitation of Scavengers
	35.	ST Families Assisted
	36.	Rights of Forest dwellers – Owners of minor forest produce
	37.	Particularly Vulnerable Tribal Groups (PTGs)
	38.	No alienation of Tribal lands
	39.	Implementation of Panchayats (Extension to Scheduled Areas) Act [PESA]
	40.	Welfare of Minorities
	41.	Professional education among all minority communities
	42.	Reservation of OBCs in - Education - Employment
XI.		Mahila Kalyan [Women Welfare]
	43.	Financial Assistance for Women Welfare
	44.	Improved participation of women in (a) Panchayats (b) Municipalities (c) State Legislatures (d) Parliament

Contd.....

Point No.	Item No.	Name of the Points/Items
XII.		Bal Kalyan (Child Welfare)
	45.	Universalisation of ICDS Scheme
	46.	Functional Anganwadis
XIII.		Yuva Vikas [Youth Development]
	47.	Sports for all in Rural and Urban areas
	48.	Rashtriya Sadbhavana Yojana
	49.	National Service Scheme
XIV.		Basti Sudhar [Improvement of Slums]
	50.	Number of Urban poor families assisted under seven point charter viz. land tenure, housing at affordable cost, water, sanitation, health, education, and social security.
XV.		Paryavaran Sanrakshan evam Van Vridhi [Environment Protection and Afforestation]
	51.	Afforestation (a) Area Covered under Plantation on - Public and Forest Lands (b) Number of Seedlings planted on -Public and Forest Lands
	52.	Prevention of pollution of Rivers and water bodies
	53.	Solid and liquid waste management in - Rural Areas - Urban Areas
XVI.		Samajik Suraksha [Social Security]
	54.	Rehabilitation of handicapped and orphans.
	55.	Welfare of the aged
XVII.		Grameen Sadak [Rural Roads]
	56.	Rural Roads - PMGSY
XVIII.		Grameen Oorja [Energization of Rural Area]
	57.	Bio-diesel Production
	58.	Rajiv Gandhi Grameen Vidyutikaran Yojana
	59.	Renewable Energy
	60.	Energising Pump sets
	61.	Supply of Electricity
	62.	Supply of Kerosene and LPG
XIX.		Pichhara Kshetra Vikas [Development of Backward Areas]
	63.	Backward Regions Grants Fund
XX.		e- Shasan [IT enabled e-Governance]
	64.	Central and State Governments
	65.	Panchayats and Municipalities

ABBREVIATIONS USED

AAY	Antyodaya Anna Yojana
ARWSP	Accelerated Rural Water Supply Programme
DDRS	Deen Dayal Rehabilitation Scheme
EWS	Economically Weaker Section
IAY	Indira Awaas Yojana
ICDS	Integrated Child Development Scheme
LIG	Low Income Group
MWE	Minimum Wages Enforcement
NC	Not Covered
NREGS	National Rural Employment Guarantee Scheme
PC	Partially Covered
PMGSY	Prime Minister Grameen Sadak Yojana
SC	Scheduled Caste
RGGVY	Rajiv Gandhi Grameen Vidyutikaran Yojana
SGRY	Sampoorna Grameen Rojgar yojana
SGSY	Swaranjanati Gram Swarojgar Yojana
SHG	Self Help Groups
ST	Scheduled Tribe
TPDS	Targeted Public Distribution system