

**TWENTY POINT PROGRAMME-2006**  
**PROGRESS REPORT**  
**FOR**  
**APRIL-OCTOBER, 2011**



**GOVERNMENT OF INDIA**  
**MINISTRY OF STATISTICS AND PROGRAMME IMPLEMENTATION**  
**SARDAR PATEL BHAWAN, SANSAD MARG,**  
**NEW DELHI-110 001**

**Website: [www.mospi.gov.in](http://www.mospi.gov.in)**

# CONTENTS

	<b>Page No.</b>
I. Introduction	i
II. List of Twenty Points	ii
III. List of Monthly Monitored Items	iii
IV. Status of receipt of targets for Monthly Monitored items	iv
V. List of items /parameters identified for appraisal	vii
VI. List of items under TPP-2006 yet to be operationalised	viii

## PART-I Overall Performance Analysis

VII. Progress Report	1
VIII. Highlights of Performance	2
Table - A - All India Performance	6
Table- B - State-wise Performance	7
Table- C - State -wise and Item-wise Performance	12

## PART- II Performance Tables

<b>Table No.</b>	<b>Description of Item</b>	
1	Employment Generation - <i>MGNREG</i> Scheme	22
2(A)	Swaranjayanti Gram Swarojgar Yojana (SGSY)	23
2(B)	SC, ST, Women and Disabled Swarozgaries Assisted under SGSY	25
3(A)	SHGs Formed under SGSY	26
3(B)	SHGs to whom income generating activities provided	28
4(A)	Distribution of Waste Land to the Landless	29
4(B)	Waste Land Distributed to SC, ST and others	30
5(A)	Minimum Wages Enforcement (Including Farm Labour)	31
	(i) Inspections made (ii) Irregularities detected	
	(iii) Irregularities rectified	
5(B)	Minimum Wages Enforcement (Including Farm Labour)	32
	(i) Claims Filed (ii) Claims Settled	
5(c)	Minimum Wages Enforcement (Including Farm Labour)	33
	(i) Prosecution cases pending (ii) Prosecution cases filed	
	(iii) Prosecution cases decided	
6(A)	<i>Food Security</i> : Targeted Public Distribution System (TPDS) for AAY, APL & BPL,	34
6(B)	<i>Food Security</i> : TPDS only for Antyodaya Anna Yojana (AAY)	36
6(C)	<i>Food Security</i> : TPDS only for Below Poverty Line (BPL)	38
7	Rural Housing - Indira Awaas Yojana (IAY)	40

**Contd...**

<b>Table No.</b>	<b>Description of Item</b>	<b>Page No.</b>
8	EWS/LIG Houses in Urban Areas	42
9	<b><i>Rural Areas- National Rural Drinking Water Programme (NRDWP)</i></b>	
9(A)	Coverage of Habitations (Partially Covered & Slipped back)	44
9(B)	Coverage of Water Quality Affected Habitations	46
10	Sanitation Programme in Rural Areas	48
11	Institutional Delivery	49
12	SC Families Assisted	50
13	Universalization of ICDS Scheme	52
14	Functional Anganwadis	54
15	No. of Urban Poor Families Assisted under Seven Point Charter	56
16(A)	Afforestation- Area Covered under Plantation- (Public and Forest Lands)	58
16(B)	<i>Afforestation:</i> Seedlings Planted – (Public and Forest Lands)	60
17	Rural Roads Constructed under (PMGSY)	62
18	Village Electrified under Rajiv Gandhi Grameen Vidyutikaran Yojana (RGGVY)	64
19	Energising Pump sets	66
20	Supply of Electricity	68
<b>Annexures</b>		
○	List of 65 items to be monitored under TPP-2006	Annexure – I 70-72
○	Abbreviations used	Annexure - II 73

# Twenty Point Programme – 2006

## An Introduction

The Twenty Point Programme (TPP) was launched by the Government of India in the year 1975 and restructured in 1982, 1986 and again in 2006. The restructured programme, known as Twenty Point Programme (TPP) – 2006, became operational with effect from 1<sup>st</sup> April, 2007. The Programme is meant to give a thrust to schemes relating to poverty alleviation, employment generation in rural areas, housing, education, family welfare & health, protection of environment and many other schemes having a bearing on the quality of life, especially in the rural areas.

2. The programmes and schemes under the TPP-2006 are in harmony with the priorities contained in the Millennium Development Goals (MDGs) of the United Nations and SAARC Social Charter. The original nomenclature, namely the Twenty Point Programme, which has been in existence for more than three decades and carries the stamp of familiarity among the people and administrative agencies, has been retained.

3. Twenty Point Programme (TPP) – 2006 originally consisted of 20 Points (*Appendix-1*) and 66 items being monitored individually by Central Nodal Ministries concerned. Up to 2007-08, out of 66 items, 22 items were monitored on monthly basis. From 1<sup>st</sup> April, 2008 *Sampoorna Grameen Rojgar Yojana* (SGRY) has been merged with another item namely “*National Rural Employment Guarantee Act*” which has now been renamed as *Mahatma Gandhi National Rural Employment Guarantee Act* from 31<sup>st</sup> December, 2009 therefore, SGRY has been dropped from the list of 66 items and only 65 items are now monitored under TPP-2006 since 2008-09. The list of 65 items is enclosed at *Annexure-I*.

4. Out of 65 items, 20 items (information in respect of 16 items is being collected from various States/ UTs and for remaining 4 items from the concerned Central Nodal Ministries) are being monitored on monthly basis during the period 2011-12 against the targets fixed at the beginning of financial year by the central nodal Ministries and State Governments (*Appendix-2&3*). The remaining items under TPP-2006, are being monitored on annual basis as the information in respect of these items will be made available by the concerned Central Nodal Ministries only on annual basis. These 65 items consist of about 160 identified parameters, however for the purpose of monthly performance, 19 identified parameters have been taken (*Appendix-4*).

5. Some of the schemes/programmes are yet to be operationalised by the Central Nodal Ministries concerned. These items will be monitored only after the schemes concerning them come into existence and their frequency of monitoring will be decided later. The details of such items are available at *Appendix-5*.

6. The monitoring mechanism for TPP-2006 has been widened by including block level monitoring in addition to District, State and Central level monitoring. Most of the States/Union Territories have constituted the block, district and state level monitoring committees. At the Centre, the progress of individual items is monitored and reviewed by the Departments/Ministries concerned. The Ministry of Statistics & Programme Implementation (MOSPI) monitors the Programme/ schemes covered under TPP-2006 on the basis of performance report received from State Governments/UT Administrations and central nodal Ministries.

## **Twenty Point Programme – 2006**

### **List of Twenty Points**

1. Garibi Hatao [Poverty Eradication]
2. Jan Shakti [Power to People]
3. Kisan Mitra [Support to Farmers]
4. Shramik Kalyan [Labour Welfare]
5. Khadya Suraksha [Food Security ]
6. Subke Liye Aawas [Housing for All]
7. Shudh Peya Jal [Clean Drinking Water]
8. Jan Jan Ka Swasthya [Health for All]
9. Sabke Liye Shiksha [Education for All]
10. Anusuchit Jaati, Jan Jaati, Alp-sankhyak evam Anya Pichhra Varg Kalyan [Welfare of Scheduled Castes, Scheduled Tribes, Minorities and OBCs]
11. Mahila Kalyan [Women Welfare]
12. Bal Kalyan [Child Welfare]
13. Yuva Vikas [Youth Development]
14. Basti Sudhar [Improvement of Slums]
15. Paryavaran Sanrakshan evam Van Vridhi [Environment Protection and Afforestation]
16. Samajik Suraksha [Social Security]
17. Grameen Sadak [Rural Roads]
18. Grameen Oorja [Energization of Rural Area]
19. Pichhara Kshetra Vikas [Development of Backward Areas]
20. e- Shasan [IT enabled e-Governance]

## **Twenty Point Programme – 2006**

### **Monthly Monitored Items**

1. Employment Generation under the *Mahatma Gandhi National Rural Employment Guarantee Scheme (MGNREGA)*
2. Swaranjayanti Gram Swarojgar Yojana (SGSY)
3. ***Self help Groups:***
  - (i) Self help Groups formed under SGSY
  - (ii) SHGs to whom income generating activities provided under SGSY
4. Distribution of Waste land to landless
5. Minimum Wages Enforcement (Including Farm Labour)
6. ***Food Security:***
  - (i) Targeted Public Distribution System (TPDS) for AAY, APL& BPL,
  - (ii) *TPDS* only for Antyodaya Anna Yojana (AAY)
  - (iii) *TPDS* only for Below Poverty Line (BPL)
7. Rural Housing for Indira Awaas Yojana (IAY)
8. EWS/LIG Houses in Urban Areas
9. ***Rural Areas-*** National Rural Drinking Water Programme- (NRDWP)
  - (i) Coverage of Habitations (Partially Covered & Slipped back)- (*NRDWP*)
  - (ii) Coverage of Water Quality Affected Habitations – (*NRDWP*)
10. Sanitation Programme in Rural Areas
11. Institutional Delivery
12. SC Families Assisted
13. Universalisation of ICDS Scheme
14. Functional Anganwadis
15. Number of Urban poor families assisted under seven point charter viz. land tenure, housing at affordable cost, water, sanitation, health, education, and social security.
16. ***Afforestation:***
  - (a) Area Covered under Plantation on - Public and Forest Lands
  - (b) Number of Seedlings planted on -Public and Forest Lands
17. Rural Roads constructed under Prime Minister Grameen Sadak Yojana (PMGSY)
18. Village Electrified under Rajiv Gandhi Grameen Vidyutikaran Yojana (RGGVY)
19. Energising Pump sets and
20. Supply of Electricity

**STATUS OF RECEIPT OF TARGETS FOR MONTHLY MONITORED ITEMS UNDER TPP-2006**

Item No.	Name of the item	Parameter	Parameters/ indicators	Whether State-wise targets fixed by the concerned Administrative Ministries	Whether targets have been received	Nodal Ministry
1	Employment Generation under the <i>Mahatma Gandhi National Rural Employment Guarantee Scheme</i>	-	(i) No. of job card issued (ii) Employment generated (iii) Wages given	Targets not fixed */ not supplied by Administrative Ministry	-	Ministry of Rural Development
2	Swaranjayanti Gram Swarojgar Yojana (SGSY)	1	<i>Individual Swarozgaries Assisted</i> (i) Total (ii) SC (iii) ST (iv) Women (v) Disabled person	Targets fixed & received from Administrative Ministry	Yes	-do-
3	Self help Groups	2	SHGs under SGSY - SHGs formed  - SHGs to whom income generating activities provided	Targets not fixed */ not supplied by Administrative Ministry Targets fixed & received from Administrative Ministry	-  Yes	-do-  -do-
4	Distribution of waste land to the landless	-	Waste Land Distributed (i) Total (ii) SC (iii) ST (iv) Others	Targets not fixed */ not supplied by Administrative Ministry	-	-d
5	<b>Minimum Wages Enforcement</b> (including Farm Labour)	-	(a) <i>Agriculture and Farm workers</i> (i) Inspections made (ii) Irregularities detected (iii) Irregularities rectified (iv) Claims filed (v) claims settled (vi) Prosecution cases pending (vii) Prosecution cases filed (viii) Prosecution cases decided (b) <i>others</i>	Targets not fixed */ not supplied by Administrative Ministry	-	Ministry of Labour & Employment

Item No.	Name of the item	Parameter	Parameters/ indicators	Whether State-wise targets fixed by the concerned Administrative Ministries	Whether targets have been received	Nodal Ministry
6	<b>Food Security:</b> (i) Targeted Public Distribution System (AAY+APL+BPL) (ii) Antyodaya Anna Yojana (AAY) (iii) Below Poverty Line (BPL)	3	Allocation of Food Grains to States/UTs	Targets fixed & received from Administrative Ministry	Yes	Ministry of Consumer Affairs, Food & Public Distribution
		4	Allocation of Food Grains to States/UTs	-do-	Yes	-do-
		5	Allocation of Food Grains to States/UTs	-do-	Yes	-do-
7	Rural Housing - Indira Awaas Yojana (IAY)	6	Houses Constructed	Targets fixed & received from Administrative Ministry	Yes	Ministry of Rural Development
8	EWS/LIG Houses in Urban Areas	7	Houses Constructed	Targets fixed & received from Administrative Ministry	Yes	M/o Housing and Urban Poverty Alleviation
9	<b>Rural Areas</b> - <i>National Rural Drinking Water Programme</i> -(NRDWP)	8	(i) Coverage of Habitations (Partially Covered & Slipped back)- (NRDWP)	Targets fixed & received from Administrative Ministry	Yes	Ministry of Drinking Water and Sanitation
		9	(ii) Coverage of water quality affected habitations – (NRDWP)	Targets fixed & received from Administrative Ministry	Yes	-do-
10.	Sanitation Programme in Rural Areas	-	Individual Household latrines constructed	Targets not fixed */ not supplied by Administrative Ministry	-	Ministry of Drinking Water and Sanitation
11.	Institutional Delivery	-	Delivery in Institutions	Targets not fixed */ not supplied by Administrative Ministry	-	Ministry of Health & Family Welfare
12.	SC Families Assisted	10	SC Families Assisted	Targets received from Administrative Ministry & yet to be finalized. **	Yes	M/o Social Justice and Empowerment
13.	Universalisation of ICDS Scheme	11	ICDS Blocks Operational (Cumulative)	Targets fixed & received from Administrative Ministry	Yes	Ministry of Women and Child Development

\*\* The matter yet to be finalized.

Item No.	Name of the item	Parameter	Parameters/ indicators	Whether State-wise targets fixed by the concerned Administrative Ministries	Whether targets have been received	Nodal Ministry
14.	Functional Anganwadis	12	Anganwadis Functional (cumulative)	Targets fixed & received from Administrative Ministry	Yes	Ministry of Women and Child Development
15.	Number of Urban poor families assisted under seven point charter viz. land tenure, housing at affordable cost, water, sanitation, health, education, and social security.	13	Poor Families Assisted	Targets fixed & received from Administrative Ministry	Yes	M/o Housing and Urban Poverty Alleviation
16	<b>Afforestation:</b> (a) Area Covered under Plantation on - Public and Forest Lands (b) Number of Seedlings planted on -Public and Forest Lands	14	(a) Area Covered under Plantation on - Public and Forest Lands	Targets fixed & received from Administrative Ministry	Yes	Ministry of Environment and Forest
		15	(b)Number of Seedlings	Targets fixed & received from Administrative Ministry	Yes	-do-
17.	Rural Roads – PMGSY	16	Length of Road Constructed	Targets fixed & received from Administrative Ministry	Yes	Ministry of Rural Development
18.	Rajiv Gandhi Grameen Vidyutikaran Yojana (RGGVY)	17	Villages electrified	Targets fixed & received from Administrative Ministry	Yes	Ministry of Power
19.	Energising Pump sets	18	Pumpsets Energised	Targets fixed & received from Administrative Ministry	Yes Targets of 12 States have been received so far	-do-
20	Supply of Electricity	19	Electricity demanded	Targets fixed & received from Administrative Ministry	Yes	-do-

*\* These items where Administrative Ministries have not fixed State-wise targets are not monitored for ranking on monthly basis (only 19 parameters being monitored on monthly basis form the basis of State-wise ranking) since these are monitored without fixing of targets with reference to actual achievements as these are demand driven based.*

## Twenty Point Programme – 2006

### Items/Parameters identified for appraisal

For the purpose of monthly appraisal, the performance of States under TPP-2006 is evaluated on the following 19 Parameters, contained in 15 Items and as per State/UT wise targets fixed by the Central Administrative Ministries.

Items	Para- meters	Description of Item
1	1	Total No. of Individual Swarozgaries Assisted under SGSY
2	2	SHGs to whom income generating activities provided under SGSY
3	-	<b>Food Security:</b>
	3	(i) Targeted Public Distribution System (TPDS) for AAY, APL & BPL,
	4	(ii) TPDS only for Antyodaya Anna Yojana (AAY)
	5	(iii) TPDS only for Below Poverty Line (BPL)
4	6	Rural Housing under Indira Awaas Yojana (IAY)
5	7	EWS/LIG Houses in Urban Areas
6	-	<b>Rural Areas: National Rural Drinking Water Programme -(NRDWP)</b>
	8	(i) Coverage of Habitations (Partially Covered & Slipped back)- (NRDWP)
	9	(ii) Coverage of Water Quality Affected Habitations – (NRDWP)
7	10	SC Family Assisted
8	11	Universalisation of ICDS Scheme
9	12	Functional Anganwadis
10.	13	Number of Urban poor families assisted under seven point charter viz. land tenure, housing at affordable cost, water, sanitation, health, education, and social security.
11	-	<b>Afforestation:</b>
	14	(i) Area Covered under Plantation on- Public and Forest Lands
	15	(ii) Number of Seedlings planted on- Public and Forest Lands
12	16	Rural Roads constructed under Prime Minister Grameen Sadak Yojana (PMGSY)
13	17	Village electrified under Rajiv Gandhi Grameen Vidyutikaran Yojana (RGGVY)
14	18	Energising Pump sets and
15	19	Supply of Electricity

**List of items where the concerned schemes are yet to be operationalised**

(i) ***Quick and inexpensive justice–Gram Nyayalayas and Nyaya Panchayats<sup>1</sup>***: Ministry of Panchayati Raj is consulting Central Ministries and States/UT Governments regarding draft bill on Nyaya Panchayats.

(ii) ***Sports for all in Rural and Urban Areas<sup>2</sup>***: The scheme titled “Nagar Palika Yuva Krida Aur Khel Abhiyan” for the development of sports infrastructure in urban areas is yet to be approved.

1. when operationalise will be monitored under Point No. 2 *Jan Shakti (Power to People)* (Item 6)
2. when operationalise will be monitored under Point No 13 *Yuva Vikas (Youth Development)* (Item 47)

# **PART - I**

**TWENTY POINT PROGRAMME - 2006**

**OVERALL PERFORMANCE ANALYSIS**

# Twenty Point Programme-2006

## Progress Report\* –(April-October, 2011)

This monthly progress report of Twenty Point Programme-2006 consists of two parts: **Part-I** contains an analysis of the overall performance, whereas **Part-II** deals with item-wise performance.

2. The report is compiled on the basis of data received from the Central Nodal Ministries and State Governments/UT Administrations. The data is received either through web enabled software developed by National Informatics Centre (NIC) Cell in this Ministry or through Fax/e-mail/post. The processing of data has been done in association with NIC Cell.

3. The analysis for the period **April-October, 2011** shows that the performance under **fifteen items** has been **‘Very Good’** (90% or above the targets). These items are:

- (i) Individual Swarozgaries Assisted under SGSY
- (ii) Seedlings Planted (Public and Forest Lands)
- (iii) Urban Poor Families Assisted under Seven Point Charter
- (iv) Pump sets Energised
- (v) Area Covered under Plantation (Public and Forest Lands)
- (vi) SHGs Provided Income Generating Activities under SGSY
- (vii) Road Constructed under Prime Minister Grameen Sadak Yojana (PMGSY)
- (viii) *Food Security*: Targeted Public Distribution System (only for BPL)
- (ix) SC Families Assisted
- (x) ICDS Blocks Operational (Cum.)
- (xi) Anganwadis Functional (Cum.)
- (xii) *Food Security*: Targeted Public Distribution System (only for AAY)
- (xiii) Supply of Electricity
- (xiv) Houses Constructed under Indira Awaas Yojana IAY and
- (xv) *Food Security*: Targeted Public Distribution System for APL, BPL & AAY

4. The performance of **four items** has been **‘Poor’** (below 80% of target). These items are:

- (i) Habitations covered (Partially covered & Slipped back)- NRDWP
- (ii) Village Electrified – Rajiv Gandhi Grameen Vidyutikaran Yojana (RGGVY)
- (iii) Coverage of water quality affected habitations – NRDWP and
- (iv) Houses constructed under EWS/LIG

5. Some of items under TPP-2006 namely “*Mahatma Gandhi National Rural Employment Guarantee Scheme (MGNREGS), Self help Groups formed under SGSY, Sanitation Programme in Rural Area and Institutional Delivery*” are demand driven and no targets are assigned by concerned nodal Ministries where as for items like “*Distribution of Wasteland to the landless*” & *Minimum Wages Enforcement (including Farm Labour)*, concerned administrative Ministries are not in position to provide State/UT-wise targets as such all these items are being monitored on monthly basis without any targets but not been considered for the purpose of appraisal. In order to monitor the performance of TPDS under *Food Security* in a more purpose full manner individual monitoring of one more parameters namely BPL have been added besides existing parameters namely TPDS and AAY for monitoring on monthly basis. *The nomenclature of Accelerated Rural Water Supply Programme-ARWSP has been changed to National Rural Drinking Water Programme—(NRDWP) covering two parameters viz. (i) Coverage of Habitations (Partially Covered & Slipped back and (ii) Coverage of water quality affected habitations—(NRDWP).* The items where quarterly/ annual targets have been provided by the Ministries concerned, monthly targets have been worked out on prorata basis.

6. Information on MPR has not been received from the States/UT of Arunachal Pradesh, Tripura and Dadra and Nagar Haveli despite repeated telephonic reminders till finalization of this report. Therefore the performance of the States/UT for the month of *October, 2011* has been reported as Nil in this MPR.

\* Based on monthly monitored 19 Parameters.

## HIGHLIGHTS OF PERFORMANCE AT A GLANCE

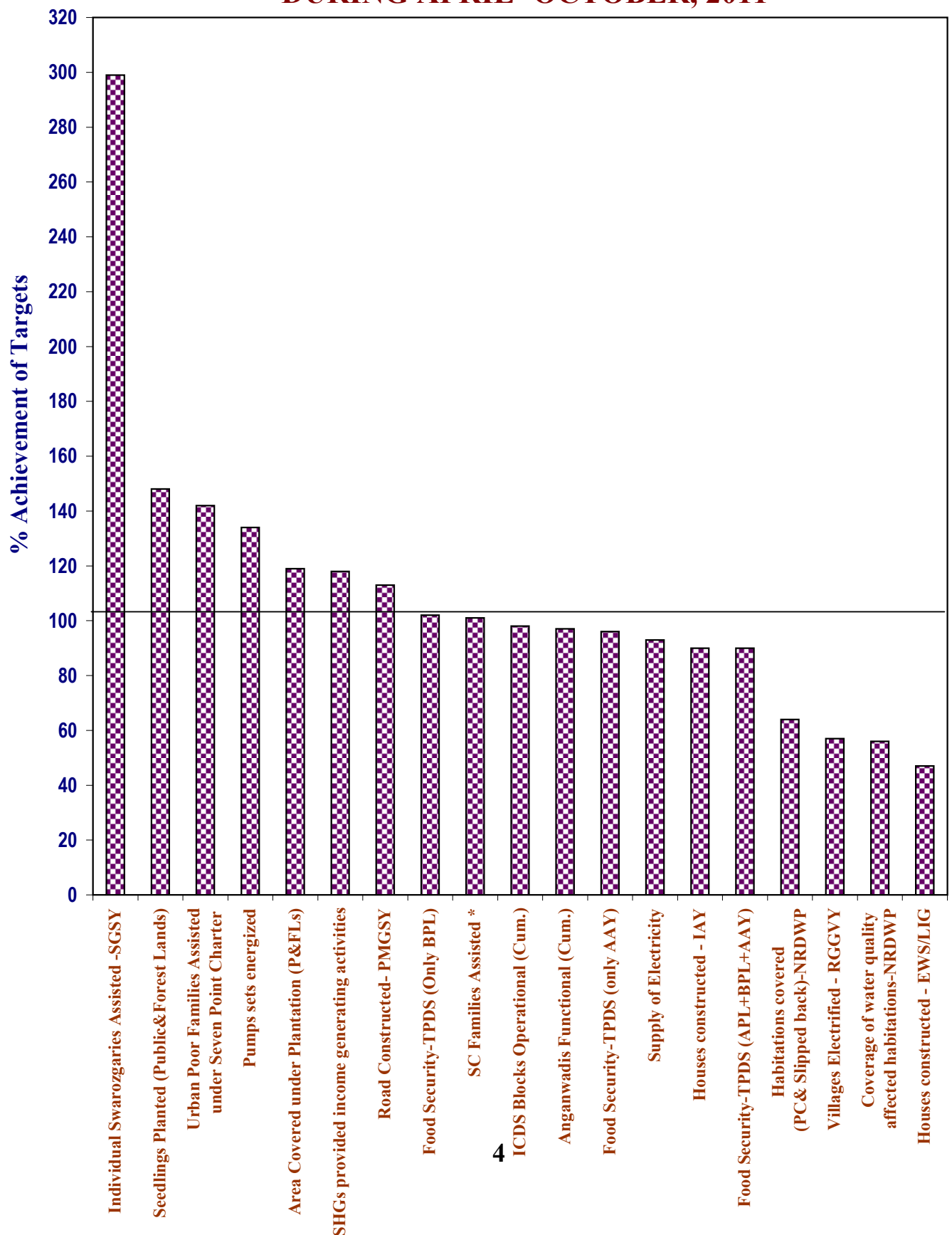
Sl. No.	Item	Achievement for April-October, 2011
<b>1- Employment Generated under MGNREGS.</b>		
	(i) No. of Job cards issued	33.10 lakh *
	(ii) Employment generated	109.50crore mandays
	(iii) Wages given	Rs.13653.57crore
<b>2- Swaranjayanti Gram Swarozgar Yojana (SGSY)</b>		
	No. of Individual Swarozgaries Assisted	1,38,414
<b>3- Self help Groups</b>		
	(i) No. of SHGs formed	1,71,965
	(ii) No. of SHGs to whom income generating activities provided under SGSY	99,458
<b>4- Distribution of waste land to the landless</b>		
	Land Distributed	2,666 hectare
<b>5- Minimum Wages Enforcement (Including Farm Labour)</b>		
	(i) No. of Inspections made	68,000
	(ii) No. of Irregularities detected	6442
	(iii) No. of Irregularities rectified	6627
	(iv) No. of Claims filed	5,273
	(v) No. of Claims settled	919
	(vi) No. of Prosecution cases Pending	7,142
	(vii) No. of Prosecution cases filed	45
	(viii) No. of Prosecution cases decided	107
<b>6- Food Security: (i) TPDS (ii) AAY (iii) BPL</b>		
	(i) Food Security: Targeted Public Distribution System (TPDS)	253.10 lakh tonnes
	(ii) Food Security: Antyodaya Anna Yojana (AAY)	57.46 lakh tonnes
	(iii) Food Security: Below Poverty Line (BPL)	103.76 lakh tonnes
<b>7- Rural Housing-Indira Awaas Yojana</b>		
	No. of Houses constructed	9,36,389
<b>8- EWS/LIG Houses in Urban Areas</b>		
	No. of Houses constructed	1,09,053

Contd.....

<b>Sl. No.</b>	<b>Item</b>	<b>Achievement for April-October, 2011</b>
<b>9-</b>	<b>Rural Areas. - National Rural Drinking Water Programme-(NRDWP)</b>	
	(i) Coverage of Habitations (Partially covered & Slipped back)- (NRDWP)	29,499
	(ii) Coverage of Water Quality Affected Habitations – (NRDWP)	6,700
<b>10-</b>	<b>Sanitation Programme in Rural Areas</b>	
	No. of Individual household latrines constructed	42.73 lakh
<b>11-</b>	<b>Institutional Delivery</b>	
	No. of Deliveries in Institutions	82.41 lakh
<b>12-</b>	<b>SC Families Assisted</b>	
	No. of SC Families Assisted	28.22 lakh
<b>13-</b>	<b>Universalisation of ICDS Schemes</b>	
	No. of ICDS Blocks Operational (Cum.)	6,773
<b>14-</b>	<b>Functional Anganwadis</b>	
	No. of Anganwadis Functional (Cum.)	12.75 lakh
<b>15-</b>	<b>Number of Urban poor families assisted under seven point charter viz. land tenure, housing at affordable cost, water, sanitation, health, education, and social security.</b>	
	No. of Poor Families Assisted	4,98,510
<b>16-</b>	<b>Afforestation:</b>	
	(i) Area Covered under Plantation (Public and Forest Lands)	12,15,313 hectares
	(ii) No. of Seedlings Planted (Public and Forest Lands)	97.08 Crore
<b>17-</b>	<b>Rural Road- Prime Minister Grameen Sadak Yojana (PMGSY)</b>	
	Length of Road Constructed	13,650 Kms
<b>18-</b>	<b>Rajiv Gandhi Grameen Vidyutikaran Yojana (RGGVY)</b>	
	No. of Villages Electrified	3,598
<b>19-</b>	<b>Energized Pumps sets</b>	
	No. of Pumps sets energized	2,64,787
<b>20-</b>	<b>Supply of Electricity</b>	
	Electricity supplied	4,90,975 million units (MU)

**Note:-** \* Some of States are reporting cumulative performance since inception but now it has been reconciled with the performance figures supplied by M/o Rural Development to set performance targets during April-October, 2011.

# ALL INDIA PERFORMANCE OF TARGET ORIENTED PARAMETERS DURING APRIL -OCTOBER, 2011



19 parametres are monitored for monthly performance

\* Based on previous years targets as current year's target is under consideration

# ACHIEVEMENT HIGHLIGHTS

## PERFORMANCE OF TARGET ORIENTED PARAMETERS DURING APRIL- OCTOBER, 2011

The cumulative performance during April to October, 2011 has been "Very Good" for 15 parameters and "Poor" for 4 parameters.

### A. "Very Good" Performance (90% or above of targets)

<u>No.</u>	<u>Items</u>	<u>% Achievement</u>
1	Individual Swarozgaries Assisted - SGSY	299
2	Seedlings Planted (Public and Forest Lands)	148
3	Urban Poor Families Assisted under Seven Point Charter	142
4	Pumps sets energized	134
5	Area Covered under Plantation (Public and Forest Lands)	119
6	SHGs provided income generating activities	118
7	Road Constructed- PMGSY	113
8	Food Security-Targeted Public Distribution System (Only BPL)	102
9	SC Families Assisted	101
10	ICDS Blocks Operational (Cum.)	98
11	Anganwadis Functional (Cum.)	97
12	Food Security-Targeted Public Distribution System (only AAY)	96
13	Supply of Electricity	93
14	Houses constructed - IAY	90
15	Food Security-Targeted Public Distribution System (APL+BPL+AAY)	90

### B Areas of concern-where the performance is below 80%

16	Habitations covered (Partially covered & Slipped back) - NRI	64
17	Villages Electrified - RGGVY	57
18	Coverage of water quality affected habitations-NRDWP	56
19	Houses constructed - EWS/LIG	47

**Table - A**

**Targets for 2011-2012 & April to October, 2011 and achievements during the period April to October, 2011**  
**ALL INDIA PERFORMANCE**

Sl. No.	Item Description	Units	Targets		Achievements	% Achievements of Targets during April - October, 2011
			2011-2012	April - October, 2011	April - October, 2011	
1	Individual Swarozgaries Assisted - SGSY	Number	1,02,972	46,330	1,38,414	299
2	SHGs provided income generating activities	Number	1,87,821	84,480	99,458	118
3	Food Security: Targeted Public Distribution System (TPDS)	Tonnes	-	2,80,96,803	2,53,10,077	90
4	Food Security: Antodaya Anna Yojana (AAY)	Tonnes	-	59,74,892	57,46,172	96
5	Food Security: Targeted Public Distribution System (Only BPL)	Tonnes	-	1,01,70,608	1,03,75,857	102
6	Houses constructed - IAY	Number	27,26,702	10,35,193	9,36,389	90
7	Houses constructed - EWS/LIG	Number	4,00,000	2,33,321	1,09,053	47
8	Habitations covered (Partially covered & Slipped back) - NRDWP	Number	1,15,379	46,117	29,499	64
9	Coverage of water quality affected habitations - NRDWP	Number	29,790	11,897	6,700	56
10	SC Families Assisted	Number	47,74,200	27,84,882	28,22,374	101
11	ICDS Blocks Operational (Cum.)	Number	6,900	6,900	6,773	98
12	Anganwadis Functional (Cum.)	Number	13,09,298	13,09,298	12,75,322	97
13	Urban Poor Families Assisted under Seven Point Charter	Number	6,00,000	3,49,998	4,98,510	142
14	Area Covered under Plantation (Public and Forest Lands)	Hectares	17,45,580	10,18,237	12,15,313	119
15	Seedlings Planted (Public and Forest Lands)	Number	1,12,56,28,000	65,66,16,331	97,08,43,281	148
16	Road Constructed - PMGSY	Kilometer	33,000	12,102	13,650	113
17	Villages Electrified - RGGVY	Number	14,471	6,277	3,598	57
18	Pumps sets energized	Number	3,38,331	1,97,347	2,64,787	134
19	Electricity supplied	Million Units	-	5,27,407	4,90,975	93

**Table - B**

**STATE-WISE PERFORMANCE DURING APRIL-OCTOBER, 2011 (PERCENT ACHIEVEMENT)**

Sl.No	Description	ALL INDIA	AP	ARP	AS	BI	CHHA.	DELHI	GOA
1	Individual Swarozgaries Assisted - SGSY	299	199	193	91	50	228	NA	40
2	SHGs provided income generating activities	118	213	1	97	57	70	NA	22
3	Food security-Targeted Public Distribution system (APL+BPL+AAY)	90	82	95	92	81	86	92	104
4	Food security-Targeted Public Distribution system (only AAY)	96	99	88	99	95	95	66	101
5	Food Security - Targeted Public Distribution System (Only BPL)	102	100	95	98	94	99	99	100
6	Houses constructed - IAY	90	177	30	126	60	92	NA	144
7	Houses constructed - EWS/LIG	47	78	122	0	0	24	1	NA
8	Habitations covered (Partially covered & Slipped back) - NRDWP	64	72	18	61	58	100	NA	NA
9	Coverage of water quality affected habitations - NRDWP	56	535	NA	64	42	33	NA	NA
10	SC Families Assisted	101	248	NA	47	115	3	26	35
11	ICDS Blocks Operational (Cum.)	98	100	97	100	100	82	119	100
12	Anganwadis Functional (Cum.)	97	98	99	97	94	88	122	100
13	Urban Poor Families Assisted under Seven Point Charter	142	887	0	35	0	0	0	NA
14	Area Covered under Plantation ( Public and Forest Lands)	119	167	285	0	114	111	1,445	160
15	Seedlings Planted ( Public and Forest Lands)	148	217	33	0	114	135	1,818	348
16	Road Constructed- PMGSY	113	98	243	190	66	117	NA	NA
17	Villages Electrified - RGGVY	57	NA	42	111	127	19	NA	NA
18	Pumps sets energized	134	159	NA	NA	0	91	NA	147
19	Supply of Electricity	93	95	91	95	79	97	100	99

NA - Not Applicable

**Table - B(Contd.)**

**STATE-WISE PERFORMANCE DURING APRIL-OCTOBER, 2011 (PERCENT ACHIEVEMENT)**

Sl.No	Description	ALL INDIA	GUJ	HRY	HP	J&K	JHAR.	KAR	KER
1	Individual Swarozgaries Assisted - SGSY	299	827	99	389	699	208	312	243
2	SHGs provided income generating activities	118	233	85	134	39	128	60	93
3	Food security-Targeted Public Distribution system (APL+BPL+AAY)	90	63	91	99	100	79	95	101
4	Food security-Targeted Public Distribution system (only AAY)	96	98	96	99	101	99	99	101
5	Food Security - Targeted Public Distribution System (Only BPL)	102	95	113	98	99	97	97	102
6	Houses constructed - IAY	90	72	88	47	125	280	28	112
7	Houses constructed - EWS/LIG	47	38	364	NA	NA	302	186	2
8	Habitations covered (Partially covered & Slipped back) - NRDWP	64	96	79	116	51	5	84	22
9	Coverage of water quality affected habitations - NRDWP	56	53	22	NA	0	6	41	52
10	SC Families Assisted	101	143	78	96	12,418	106	82	85
11	ICDS Blocks Operational (Cum.)	98	100	102	100	100	100	100	100
12	Anganwadis Functional (Cum.)	97	100	107	100	104	100	100	100
13	Urban Poor Families Assisted under Seven Point Charter	142	155	63	NA	NA	66	105	58
14	Area Covered under Plantation ( Public and Forest Lands)	119	111	387	193	12	168	107	64
15	Seedlings Planted ( Public and Forest Lands)	148	284	468	174	12	142	152	177
16	Road Constructed- PMGSY	113	160	94	108	227	270	235	72
17	Villages Electrified - RGGVY	57	NA	NA	79	88	20	NA	NA
18	Pumps sets energized	134	63	124	206	NA	9	376	66
19	Supply of Electricity	93	100	96	99	78	97	91	98

NA - Not Applicable

**Table - B(Contd.)**

**STATE-WISE PERFORMANCE DURING APRIL-OCTOBER, 2011 (PERCENT ACHIEVEMENT)**

Sl.No	Description	ALL INDIA	MP	MAH	MANI	MEGH	MIZ	NAGA	ORI
1	Individual Swarozgaries Assisted - SGSY	299	1,207	149	0	20	180	813	33
2	SHGs provided income generating activities	118	148	86	10	94	102	0	52
3	Food security-Targeted Public Distribution system (APL+BPL+AAY)	90	104	81	92	102	94	112	98
4	Food security-Targeted Public Distribution system (only AAY)	96	98	91	132	101	95	108	98
5	Food Security - Targeted Public Distribution System (Only BPL)	102	139	97	131	103	93	109	100
6	Houses constructed - IAY	90	77	66	61	51	145	279	85
7	Houses constructed - EWS/LIG	47	15	51	NA	0	0	0	4
8	Habitations covered (Partially covered & Slipped back) - NRDWP	64	125	74	103	72	10	308	173
9	Coverage of water quality affected habitations - NRDWP	56	103	82	0	50	NA	65	95
10	SC Families Assisted	101	42	122	0	NA	NA	NA	21
11	ICDS Blocks Operational (Cum.)	98	100	100	100	100	100	100	98
12	Anganwadis Functional (Cum.)	97	93	88	92	100	100	100	97
13	Urban Poor Families Assisted under Seven Point Charter	142	27	111	NA	67	0	0	9
14	Area Covered under Plantation ( Public and Forest Lands)	119	84	90	305	385	149	0	98
15	Seedlings Planted ( Public and Forest Lands)	148	84	122	318	361	50	0	68
16	Road Constructed- PMGSY	113	72	231	480	16	146	14	169
17	Villages Electrified - RGGVY	57	71	NA	14	21	94	112	29
18	Pumps sets energized	134	713	NA	NA	NA	NA	NA	246
19	Supply of Electricity	93	87	85	91	76	89	91	99

NA - Not Applicable

**Table - B(Contd.)**

**STATE-WISE PERFORMANCE DURING APRIL-OCTOBER, 2011 (PERCENT ACHIEVEMENT)**

Sl.No	Description	ALL							
		INDIA	PUDU	PUN	RAJ	SIK	TN	TRI	UTTA.
1	Individual Swarozgaries Assisted - SGSY	299	82	528	255	279	337	0	235
2	SHGs provided income generating activities	118	148	42	48	54	235	154	141
3	Food security-Targeted Public Distribution system (APL+BPL+AAY)	90	77	81	99	101	101	85	91
4	Food security-Targeted Public Distribution system (only AAY)	96	94	72	99	105	102	111	84
5	Food Security - Targeted Public Distribution System (Only BPL)	102	93	95	101	112	101	109	94
6	Houses constructed - IAY	90	3	112	63	220	1	44	94
7	Houses constructed - EWS/LIG	47	0	0	97	NA	13	42	0
8	Habitations covered (Partially covered & Slipped back) - NRDWP	64	NA	50	108	25	5	NA	75
9	Coverage of water quality affected habitations - NRDWP	56	NA	471	113	NA	10	12	NA
10	SC Families Assisted	101	45	119	92	82	100	18	101
11	ICDS Blocks Operational (Cum.)	98	100	100	100	100	100	100	100
12	Anganwadis Functional (Cum.)	97	100	100	98	100	100	100	87
13	Urban Poor Families Assisted under Seven Point Charter	142	784	9	33	NA	48	183	8
14	Area Covered under Plantation ( Public and Forest Lands)	119	44	149	188	193	23	270	191
15	Seedlings Planted ( Public and Forest Lands)	148	46	163	172	201	11	260	304
16	Road Constructed- PMGSY	113	NA	25	44	59	151	18	200
17	Villages Electrified - RGGVY	57	NA	NA	37	700	NA	123	NA
18	Pumps sets energized	134	79	36	48	NA	113	NA	337
19	Supply of Electricity	93	98	97	97	98	94	94	97

NA - Not Applicable

**Table - B(Contd.)**

**STATE-WISE PERFORMANCE DURING APRIL-OCTOBER, 2011 (PERCENT ACHIEVEMENT)**

Sl.No	Description	ALL INDIA	UP	WB	A&N	CHND.	D&N	D&D	LAKSH
1	Individual Swarozgaries Assisted - SGSY	299	530	8	4,450	NA	0	150	5,050
2	SHGs provided income generating activities	118	91	308	10,686	NA	0	0	0
3	Food security-Targeted Public Distribution system (APL+BPL+AAY)	90	94	89	46	94	99	95	0
4	Food security-Targeted Public Distribution system (only AAY)	96	100	77	41	19	99	96	0
5	Food Security - Targeted Public Distribution System (Only BPL)	102	108	93	75	88	104	212	0
6	Houses constructed - IAY	90	73	152	38	NA	135	55	61
7	Houses constructed - EWS/LIG	47	7	27	NA	0	NA	NA	NA
8	Habitations covered (Partially covered & Slipped back) - NRDWP	64	38	122	NA	NA	NA	NA	NA
9	Coverage of water quality affected habitations - NRDWP	56	36	20	NA	NA	NA	NA	NA
10	SC Families Assisted	101	74	15	NA	88	NA	NA	NA
11	ICDS Blocks Operational (Cum.)	98	100	81	100	100	100	100	100
12	Anganwadis Functional (Cum.)	97	103	98	99	92	82	93	100
13	Urban Poor Families Assisted under Seven Point Charter	142	4	20	NA	0	NA	NA	NA
14	Area Covered under Plantation ( Public and Forest Lands)	119	152	0	153	175	186	12	109
15	Seedlings Planted ( Public and Forest Lands)	148	188	94	146	155	398	70	178
16	Road Constructed- PMGSY	113	29	91	NA	NA	NA	NA	NA
17	Villages Electrified - RGGVY	57	NA	NA	NA	NA	NA	NA	NA
18	Pumps sets energized	134	100	121	NA	NA	NA	0	NA
19	Supply of Electricity	93	90	99	75	100	99	90	100

NA - Not Applicable

## Table - C

Items in which the States/UTs performance is Very Good (90% and above),  
Good (80% to 90%) and Poor (below 80%) during the period  
April to October, 2011

### 1. ANDHRA PRADESH

#### Very Good

Individual Swarozgaries Assisted - SGSY, SHGs provided income generating activities, Food Security:Antodaya Anna Yojana(AAY), Food Security:Targeted Public Distribution System (Only BPL), Houses constructed - IAY, Coverage of water quality affected habitations - NRDWP, SC Families Assisted, ICDS Blocks Operational (Cum.), Anganwadis Functional (Cum.), Urban Poor Families Assisted under Seven Point Charter, Area Covered under Plantation ( Public and Forest Lands), Seedlings Planted ( Public and Forest Lands), Road Constructed- PMGSY, Pumps sets energized, Electricity supplied

#### Good

Food Security:Targeted Public Distribution System(TPDS)

#### Poor

Houses constructed - EWS/LIG, Habitations covered (Partially covered & Slipped back) - NRDWP

### 2. ARUNACHAL PRADESH

#### Very Good

Individual Swarozgaries Assisted - SGSY, Food Security:Targeted Public Distribution System(TPDS), Food Security:Targeted Public Distribution System (Only BPL), Houses constructed - EWS/LIG, ICDS Blocks Operational (Cum.), Anganwadis Functional (Cum.), Area Covered under Plantation ( Public and Forest Lands), Road Constructed- PMGSY, Electricity supplied

#### Good

Food Security:Antodaya Anna Yojana(AAY)

#### Poor

SHGs provided income generating activities, Houses constructed - IAY, Habitations covered (Partially covered & Slipped back) - NRDWP, Urban Poor Families Assisted under Seven Point Charter, Seedlings Planted ( Public and Forest Lands), Villages Electrified - RGGVY

### 3. ASSAM

#### Very Good

Individual Swarozgaries Assisted - SGSY, SHGs provided income generating activities, Food Security:Targeted Public Distribution System(TPDS), Food Security:Antodaya Anna Yojana(AAY), Food Security:Targeted Public Distribution System (Only BPL), Houses constructed - IAY, ICDS Blocks Operational (Cum.), Anganwadis Functional (Cum.), Road Constructed- PMGSY, Villages Electrified - RGGVY, Electricity supplied

#### Poor

Houses constructed - EWS/LIG, Habitations covered (Partially covered & Slipped back) - NRDWP, Coverage of water quality affected habitations - NRDWP, SC Families Assisted, Urban Poor Families Assisted under Seven Point Charter, Area Covered under Plantation ( Public and Forest Lands), Seedlings Planted ( Public and Forest Lands)

### 4. BIHAR

#### Very Good

Food Security:Antodaya Anna Yojana(AAY), Food Security:Targeted Public Distribution System (Only BPL), SC Families Assisted, ICDS Blocks Operational (Cum.), Anganwadis Functional (Cum.), Area Covered under Plantation ( Public and Forest Lands), Seedlings Planted ( Public and Forest Lands), Villages Electrified - RGGVY

#### Good

Food Security:Targeted Public Distribution System(TPDS)

#### Poor

Individual Swarozgaries Assisted - SGSY, SHGs provided income generating activities, Houses constructed - IAY, Houses constructed - EWS/LIG, Habitations covered (Partially covered & Slipped back) - NRDWP, Coverage of water quality affected habitations - NRDWP, Urban Poor Families Assisted under Seven Point Charter, Road Constructed- PMGSY, Pumps sets energized, Electricity supplied

## **Table - C (Contd..)**

### **5. CHHATISGARH**

#### **Very Good**

Individual Swarozgaries Assisted - SGSY, Food Security:Antodaya Anna Yojana(AAY), Food Security:Targeted Public Distribution System (Only BPL), Houses constructed - IAY, Habitations covered (Partially covered & Slipped back) - NRDWP, Area Covered under Plantation (Public and Forest Lands), Seedlings Planted (Public and Forest Lands), Road Constructed- PMGSY, Pumps sets energized, Electricity supplied

#### **Good**

Food Security:Targeted Public Distribution System(TPDS), ICDS Blocks Operational (Cum.), Anganwadis Functional (Cum.)

#### **Poor**

SHGs provided income generating activities, Houses constructed - EWS/LIG, Coverage of water quality affected habitations - NRDWP, SC Families Assisted, Urban Poor Families Assisted under Seven Point Charter, Villages Electrified - RGGVY

### **6. DELHI**

#### **Very Good**

Food Security:Targeted Public Distribution System(TPDS), Food Security:Targeted Public Distribution System (Only BPL), ICDS Blocks Operational (Cum.), Anganwadis Functional (Cum.), Area Covered under Plantation (Public and Forest Lands), Seedlings Planted (Public and Forest Lands), Electricity supplied

#### **Poor**

Food Security:Antodaya Anna Yojana(AAY), Houses constructed - EWS/LIG, SC Families Assisted, Urban Poor Families Assisted under Seven Point Charter

### **7. GOA**

#### **Very Good**

Food Security:Targeted Public Distribution System(TPDS), Food Security:Antodaya Anna Yojana(AAY), Food Security:Targeted Public Distribution System (Only BPL), Houses constructed - IAY, ICDS Blocks Operational (Cum.), Anganwadis Functional (Cum.), Area Covered under Plantation (Public and Forest Lands), Seedlings Planted (Public and Forest Lands), Pumps sets energized, Electricity supplied

#### **Poor**

Individual Swarozgaries Assisted - SGSY, SHGs provided income generating activities, SC Families Assisted

### **8. GUJARAT**

#### **Very Good**

Individual Swarozgaries Assisted - SGSY, SHGs provided income generating activities, Food Security:Antodaya Anna Yojana(AAY), Food Security:Targeted Public Distribution System (Only BPL), Habitations covered (Partially covered & Slipped back) - NRDWP, SC Families Assisted, ICDS Blocks Operational (Cum.), Anganwadis Functional (Cum.), Urban Poor Families Assisted under Seven Point Charter, Area Covered under Plantation (Public and Forest Lands), Seedlings Planted (Public and Forest Lands), Road Constructed- PMGSY, Electricity supplied

#### **Poor**

Food Security:Targeted Public Distribution System(TPDS), Houses constructed - IAY, Houses constructed - EWS/LIG, Coverage of water quality affected habitations - NRDWP, Pumps sets energized

## **Table - C (Contd..)**

### **9. HARYANA**

#### **Very Good**

Individual Swarozgaries Assisted - SGSY, Food Security:Targeted Public Distribution System(TPDS), Food Security:Antodaya Anna Yojana(AAY), Food Security:Targeted Public Distribution System (Only BPL), Houses constructed - EWS/LIG, ICDS Blocks Operational (Cum.), Anganwadis Functional (Cum.), Area Covered under Plantation ( Public and Forest Lands), Seedlings Planted ( Public and Forest Lands), Road Constructed- PMGSY, Pumps sets energized, Electricity supplied

#### **Good**

SHGs provided income generating activities, Houses constructed - IAY

#### **Poor**

Habitations covered (Partially covered & Slipped back) - NRDWP, Coverage of water quality affected habitations - NRDWP, SC Families Assisted, Urban Poor Families Assisted under Seven Point Charter

### **10. HIMACHAL PRADESH**

#### **Very Good**

Individual Swarozgaries Assisted - SGSY, SHGs provided income generating activities, Food Security:Targeted Public Distribution System(TPDS), Food Security:Antodaya Anna Yojana(AAY), Food Security:Targeted Public Distribution System (Only BPL), Habitations covered (Partially covered & Slipped back) - NRDWP, SC Families Assisted, ICDS Blocks Operational (Cum.), Anganwadis Functional (Cum.), Area Covered under Plantation ( Public and Forest Lands), Seedlings Planted ( Public and Forest Lands), Road Constructed- PMGSY, Pumps sets energized, Electricity supplied

#### **Poor**

Houses constructed - IAY, Villages Electrified - RGGVY

### **11. JAMMU AND KASHMIR**

#### **Very Good**

Individual Swarozgaries Assisted - SGSY, Food Security:Targeted Public Distribution System(TPDS), Food Security:Antodaya Anna Yojana(AAY), Food Security:Targeted Public Distribution System (Only BPL), Houses constructed - IAY, SC Families Assisted, ICDS Blocks Operational (Cum.), Anganwadis Functional (Cum.), Road Constructed- PMGSY

#### **Good**

Villages Electrified - RGGVY

#### **Poor**

SHGs provided income generating activities, Habitations covered (Partially covered & Slipped back) - NRDWP, Coverage of water quality affected habitations - NRDWP, Area Covered under Plantation ( Public and Forest Lands), Seedlings Planted ( Public and Forest Lands), Electricity supplied

### **12. JHARKHAND**

#### **Very Good**

Individual Swarozgaries Assisted - SGSY, SHGs provided income generating activities, Food Security:Antodaya Anna Yojana(AAY), Food Security:Targeted Public Distribution System (Only BPL), Houses constructed - IAY, Houses constructed - EWS/LIG, SC Families Assisted, ICDS Blocks Operational (Cum.), Anganwadis Functional (Cum.), Area Covered under Plantation ( Public and Forest Lands), Seedlings Planted ( Public and Forest Lands), Road Constructed- PMGSY, Electricity supplied

#### **Poor**

Food Security:Targeted Public Distribution System(TPDS), Habitations covered (Partially covered & Slipped back) - NRDWP, Coverage of water quality affected habitations - NRDWP, Urban Poor Families Assisted under Seven Point Charter, Villages Electrified - RGGVY, Pumps sets energized

## **Table - C (Contd..)**

### **13. KARNATAKA**

#### **Very Good**

Individual Swarozgaries Assisted - SGSY, Food Security:Targeted Public Distribution System(TPDS), Food Security:Antodaya Anna Yojana(AAY), Food Security:Targeted Public Distribution System (Only BPL), Houses constructed - EWS/LIG, ICDS Blocks Operational (Cum.), Anganwadis Functional (Cum.), Urban Poor Families Assisted under Seven Point Charter, Area Covered under Plantation ( Public and Forest Lands), Seedlings Planted ( Public and Forest Lands), Road Constructed- PMGSY, Pumps sets energized, Electricity supplied

#### **Good**

Habitations covered (Partially covered & Slipped back) - NRDWP, SC Families Assisted

#### **Poor**

SHGs provided income generating activities, Houses constructed - IAY, Coverage of water quality affected habitations - NRDWP

### **14. KERALA**

#### **Very Good**

Individual Swarozgaries Assisted - SGSY, SHGs provided income generating activities, Food Security:Targeted Public Distribution System(TPDS), Food Security:Antodaya Anna Yojana(AAY), Food Security:Targeted Public Distribution System (Only BPL), Houses constructed - IAY, ICDS Blocks Operational (Cum.), Anganwadis Functional (Cum.), Seedlings Planted ( Public and Forest Lands), Electricity supplied

#### **Good**

SC Families Assisted

#### **Poor**

Houses constructed - EWS/LIG, Habitations covered (Partially covered & Slipped back) - NRDWP, Coverage of water quality affected habitations - NRDWP, Urban Poor Families Assisted under Seven Point Charter, Area Covered under Plantation ( Public and Forest Lands), Road Constructed- PMGSY, Pumps sets energized

### **15. MADHYA PRADESH**

#### **Very Good**

Individual Swarozgaries Assisted - SGSY, SHGs provided income generating activities, Food Security:Targeted Public Distribution System(TPDS), Food Security:Antodaya Anna Yojana(AAY), Food Security:Targeted Public Distribution System (Only BPL), Habitations covered (Partially covered & Slipped back) - NRDWP, Coverage of water quality affected habitations - NRDWP, ICDS Blocks Operational (Cum.), Anganwadis Functional (Cum.), Pumps sets energized

#### **Good**

Area Covered under Plantation ( Public and Forest Lands), Seedlings Planted ( Public and Forest Lands), Electricity supplied

#### **Poor**

Houses constructed - IAY, Houses constructed - EWS/LIG, SC Families Assisted, Urban Poor Families Assisted under Seven Point Charter, Road Constructed- PMGSY, Villages Electrified - RGGVY

### **16. MAHARASHTRA**

#### **Very Good**

Individual Swarozgaries Assisted - SGSY, Food Security:Antodaya Anna Yojana(AAY), Food Security:Targeted Public Distribution System (Only BPL), SC Families Assisted, ICDS Blocks Operational (Cum.), Urban Poor Families Assisted under Seven Point Charter, Area Covered under Plantation ( Public and Forest Lands), Seedlings Planted ( Public and Forest Lands), Road Constructed- PMGSY

#### **Good**

SHGs provided income generating activities, Food Security:Targeted Public Distribution System(TPDS), Coverage of water quality affected habitations - NRDWP, Anganwadis Functional (Cum.), Electricity supplied

#### **Poor**

Houses constructed - IAY, Houses constructed - EWS/LIG, Habitations covered (Partially covered & Slipped back) - NRDWP

## **Table - C (Contd..)**

### **17. MANIPUR**

#### **Very Good**

Food Security:Targeted Public Distribution System(TPDS), Food Security:Antodaya Anna Yojana(AAY), Food Security:Targeted Public Distribution System (Only BPL), Habitations covered (Partially covered & Slipped back) - NRDWP, ICDS Blocks Operational (Cum.), Anganwadis Functional (Cum.), Area Covered under Plantation ( Public and Forest Lands), Seedlings Planted ( Public and Forest Lands), Road Constructed- PMGSY, Electricity supplied

#### **Poor**

Individual Swarozgaries Assisted - SGSY, SHGs provided income generating activities, Houses constructed - IAY, Coverage of water quality affected habitations - NRDWP, SC Families Assisted, Villages Electrified - RGGVY

### **18. MEGHALAYA**

#### **Very Good**

SHGs provided income generating activities, Food Security:Targeted Public Distribution System(TPDS), Food Security:Antodaya Anna Yojana(AAY), Food Security:Targeted Public Distribution System (Only BPL), ICDS Blocks Operational (Cum.), Anganwadis Functional (Cum.), Area Covered under Plantation ( Public and Forest Lands), Seedlings Planted ( Public and Forest Lands)

#### **Poor**

Individual Swarozgaries Assisted - SGSY, Houses constructed - IAY, Houses constructed - EWS/LIG, Habitations covered (Partially covered & Slipped back) - NRDWP, Coverage of water quality affected habitations - NRDWP, Urban Poor Families Assisted under Seven Point Charter, Road Constructed- PMGSY, Villages Electrified - RGGVY, Electricity supplied

### **19. MIZORAM**

#### **Very Good**

Individual Swarozgaries Assisted - SGSY, SHGs provided income generating activities, Food Security:Targeted Public Distribution System(TPDS), Food Security:Antodaya Anna Yojana(AAY), Food Security:Targeted Public Distribution System (Only BPL), Houses constructed - IAY, ICDS Blocks Operational (Cum.), Anganwadis Functional (Cum.), Area Covered under Plantation ( Public and Forest Lands), Road Constructed- PMGSY, Villages Electrified - RGGVY

#### **Good**

Electricity supplied

#### **Poor**

Houses constructed - EWS/LIG, Habitations covered (Partially covered & Slipped back) - NRDWP, Urban Poor Families Assisted under Seven Point Charter, Seedlings Planted ( Public and Forest Lands)

### **20. NAGALAND**

#### **Very Good**

Individual Swarozgaries Assisted - SGSY, Food Security:Targeted Public Distribution System(TPDS), Food Security:Antodaya Anna Yojana(AAY), Food Security:Targeted Public Distribution System (Only BPL), Houses constructed - IAY, Habitations covered (Partially covered & Slipped back) - NRDWP, ICDS Blocks Operational (Cum.), Anganwadis Functional (Cum.), Villages Electrified - RGGVY, Electricity supplied

#### **Poor**

SHGs provided income generating activities, Houses constructed - EWS/LIG, Coverage of water quality affected habitations - NRDWP, Urban Poor Families Assisted under Seven Point Charter, Area Covered under Plantation ( Public and Forest Lands), Seedlings Planted ( Public and Forest Lands), Road Constructed- PMGSY

## **Table - C (Contd..)**

### **21. ORISSA**

#### **Very Good**

Food Security:Targeted Public Distribution System(TPDS), Food Security:Antodaya Anna Yojana(AAY), Food Security:Targeted Public Distribution System (Only BPL), Habitations covered (Partially covered & Slipped back) - NRDWP, Coverage of water quality affected habitations - NRDWP, ICDS Blocks Operational (Cum.), Anganwadis Functional (Cum.), Area Covered under Plantation (Public and Forest Lands), Road Constructed- PMGSY, Pumps sets energized, Electricity supplied

#### **Good**

Houses constructed - IAY

#### **Poor**

Individual Swarozgaries Assisted - SGSY, SHGs provided income generating activities, Houses constructed - EWS/LIG, SC Families Assisted, Urban Poor Families Assisted under Seven Point Charter, Seedlings Planted (Public and Forest Lands), Villages Electrified - RGGVY

### **22. PUDUCHERRY**

#### **Very Good**

SHGs provided income generating activities, Food Security:Antodaya Anna Yojana(AAY), Food Security:Targeted Public Distribution System (Only BPL), ICDS Blocks Operational (Cum.), Anganwadis Functional (Cum.), Urban Poor Families Assisted under Seven Point Charter, Electricity supplied

#### **Good**

Individual Swarozgaries Assisted - SGSY

#### **Poor**

Food Security:Targeted Public Distribution System(TPDS), Houses constructed - IAY, Houses constructed - EWS/LIG, SC Families Assisted, Area Covered under Plantation (Public and Forest Lands), Seedlings Planted (Public and Forest Lands), Pumps sets energized

### **23. PUNJAB**

#### **Very Good**

Individual Swarozgaries Assisted - SGSY, Food Security:Targeted Public Distribution System (Only BPL), Houses constructed - IAY, Coverage of water quality affected habitations - NRDWP, SC Families Assisted, ICDS Blocks Operational (Cum.), Anganwadis Functional (Cum.), Area Covered under Plantation (Public and Forest Lands), Seedlings Planted (Public and Forest Lands), Electricity supplied

#### **Good**

Food Security:Targeted Public Distribution System(TPDS)

#### **Poor**

SHGs provided income generating activities, Food Security:Antodaya Anna Yojana(AAY), Houses constructed - EWS/LIG, Habitations covered (Partially covered & Slipped back) - NRDWP, Urban Poor Families Assisted under Seven Point Charter, Road Constructed- PMGSY, Pumps sets energized

### **24. RAJASTHAN**

#### **Very Good**

Individual Swarozgaries Assisted - SGSY, Food Security:Targeted Public Distribution System(TPDS), Food Security:Antodaya Anna Yojana(AAY), Food Security:Targeted Public Distribution System (Only BPL), Houses constructed - EWS/LIG, Habitations covered (Partially covered & Slipped back) - NRDWP, Coverage of water quality affected habitations - NRDWP, SC Families Assisted, ICDS Blocks Operational (Cum.), Anganwadis Functional (Cum.), Area Covered under Plantation (Public and Forest Lands), Seedlings Planted (Public and Forest Lands), Electricity supplied

#### **Poor**

SHGs provided income generating activities, Houses constructed - IAY, Urban Poor Families Assisted under Seven Point Charter, Road Constructed- PMGSY, Villages Electrified - RGGVY, Pumps sets energized

## **Table - C (Contd..)**

### **25. SIKKIM**

#### **Very Good**

Individual Swarozgaries Assisted - SGSY, Food Security:Targeted Public Distribution System(TPDS), Food Security:Antodaya Anna Yojana(AAY), Food Security:Targeted Public Distribution System (Only BPL), Houses constructed - IAY, ICDS Blocks Operational (Cum.), Anganwadis Functional (Cum.), Area Covered under Plantation ( Public and Forest Lands), Seedlings Planted ( Public and Forest Lands), Villages Electrified - RGGVY, Electricity supplied

#### **Good**

SC Families Assisted

#### **Poor**

SHGs provided income generating activities, Habitations covered (Partially covered & Slipped back) - NRDWP, Road Constructed- PMGSY

### **26. TAMIL NADU**

#### **Very Good**

Individual Swarozgaries Assisted - SGSY, SHGs provided income generating activities, Food Security:Targeted Public Distribution System(TPDS), Food Security:Antodaya Anna Yojana(AAY), Food Security:Targeted Public Distribution System (Only BPL), SC Families Assisted, ICDS Blocks Operational (Cum.), Anganwadis Functional (Cum.), Road Constructed- PMGSY, Pumps sets energized, Electricity supplied

#### **Poor**

Houses constructed - IAY, Houses constructed - EWS/LIG, Habitations covered (Partially covered & Slipped back) - NRDWP, Coverage of water quality affected habitations - NRDWP, Urban Poor Families Assisted under Seven Point Charter, Area Covered under Plantation ( Public and Forest Lands), Seedlings Planted ( Public and Forest Lands)

### **27. TRIPURA**

#### **Very Good**

SHGs provided income generating activities, Food Security:Antodaya Anna Yojana(AAY), Food Security:Targeted Public Distribution System (Only BPL), ICDS Blocks Operational (Cum.), Anganwadis Functional (Cum.), Urban Poor Families Assisted under Seven Point Charter, Area Covered under Plantation ( Public and Forest Lands), Seedlings Planted ( Public and Forest Lands), Villages Electrified - RGGVY, Electricity supplied

#### **Good**

Food Security:Targeted Public Distribution System(TPDS)

#### **Poor**

Individual Swarozgaries Assisted - SGSY, Houses constructed - IAY, Houses constructed - EWS/LIG, Coverage of water quality affected habitations - NRDWP, SC Families Assisted, Road Constructed- PMGSY

### **28. UTTARAKHAND**

#### **Very Good**

Individual Swarozgaries Assisted - SGSY, SHGs provided income generating activities, Food Security:Targeted Public Distribution System(TPDS), Food Security:Targeted Public Distribution System (Only BPL), Houses constructed - IAY, SC Families Assisted, ICDS Blocks Operational (Cum.), Area Covered under Plantation ( Public and Forest Lands), Seedlings Planted ( Public and Forest Lands), Road Constructed- PMGSY, Pumps sets energized, Electricity supplied

#### **Good**

Food Security:Antodaya Anna Yojana(AAY), Anganwadis Functional (Cum.)

#### **Poor**

Houses constructed - EWS/LIG, Habitations covered (Partially covered & Slipped back) - NRDWP, Urban Poor Families Assisted under Seven Point Charter

## **Table - C (Contd..)**

### **29. UTTAR PRADESH**

#### **Very Good**

Individual Swarozgaries Assisted - SGSY, SHGs provided income generating activities, Food Security:Targeted Public Distribution System(TPDS), Food Security:Antodaya Anna Yojana(AAY), Food Security:Targeted Public Distribution System (Only BPL), ICDS Blocks Operational (Cum.), Anganwadis Functional (Cum.), Area Covered under Plantation (Public and Forest Lands), Seedlings Planted (Public and Forest Lands), Pumps sets energized, Electricity supplied

#### **Poor**

Houses constructed - IAY, Houses constructed - EWS/LIG, Habitations covered (Partially covered & Slipped back) - NRDWP, Coverage of water quality affected habitations - NRDWP, SC Families Assisted, Urban Poor Families Assisted under Seven Point Charter, Road Constructed- PMGSY

### **30. WEST BENGAL**

#### **Very Good**

SHGs provided income generating activities, Food Security:Targeted Public Distribution System (Only BPL), Houses constructed - IAY, Habitations covered (Partially covered & Slipped back) - NRDWP, Anganwadis Functional (Cum.), Seedlings Planted (Public and Forest Lands), Road Constructed- PMGSY, Pumps sets energized, Electricity supplied

#### **Good**

Food Security:Targeted Public Distribution System(TPDS), ICDS Blocks Operational (Cum.)

#### **Poor**

Individual Swarozgaries Assisted - SGSY, Food Security:Antodaya Anna Yojana(AAY), Houses constructed - EWS/LIG, Coverage of water quality affected habitations - NRDWP, SC Families Assisted, Urban Poor Families Assisted under Seven Point Charter, Area Covered under Plantation (Public and Forest Lands)

### **31. ANDAMAN AND NICOBAR ISLANDS**

#### **Very Good**

Individual Swarozgaries Assisted - SGSY, SHGs provided income generating activities, ICDS Blocks Operational (Cum.), Anganwadis Functional (Cum.), Area Covered under Plantation (Public and Forest Lands), Seedlings Planted (Public and Forest Lands)

#### **Poor**

Food Security:Targeted Public Distribution System(TPDS), Food Security:Antodaya Anna Yojana(AAY), Food Security:Targeted Public Distribution System (Only BPL), Houses constructed - IAY, Electricity supplied

### **32. CHANDIGARH**

#### **Very Good**

Food Security:Targeted Public Distribution System(TPDS), ICDS Blocks Operational (Cum.), Anganwadis Functional (Cum.), Area Covered under Plantation (Public and Forest Lands), Seedlings Planted (Public and Forest Lands), Electricity supplied

#### **Good**

Food Security:Targeted Public Distribution System (Only BPL), SC Families Assisted

#### **Poor**

Food Security:Antodaya Anna Yojana(AAY), Houses constructed - EWS/LIG, Urban Poor Families Assisted under Seven Point Charter

## **Table - C (Contd..)**

### **33. DADRA AND NAGAR HAVELI**

#### **Very Good**

Food Security:Targeted Public Distribution System(TPDS), Food Security:Antodaya Anna Yojana(AAY), Food Security:Targeted Public Distribution System (Only BPL), Houses constructed - IAY, ICDS Blocks Operational (Cum.), Area Covered under Plantation ( Public and Forest Lands), Seedlings Planted ( Public and Forest Lands), Electricity supplied

#### **Good**

Anganwadis Functional (Cum.)

#### **Poor**

Individual Swarozgaries Assisted - SGSY, SHGs provided income generating activities

### **34. DAMAN AND DIU**

#### **Very Good**

Individual Swarozgaries Assisted - SGSY, Food Security:Targeted Public Distribution System(TPDS), Food Security:Antodaya Anna Yojana(AAY), Food Security:Targeted Public Distribution System (Only BPL), ICDS Blocks Operational (Cum.), Anganwadis Functional (Cum.), Electricity supplied

#### **Poor**

SHGs provided income generating activities, Houses constructed - IAY, Area Covered under Plantation ( Public and Forest Lands), Seedlings Planted ( Public and Forest Lands), Pumps sets energized

### **35. LAKSHADWEEP**

#### **Very Good**

Individual Swarozgaries Assisted - SGSY, ICDS Blocks Operational (Cum.), Anganwadis Functional (Cum.), Area Covered under Plantation ( Public and Forest Lands), Seedlings Planted ( Public and Forest Lands), Electricity supplied

#### **Poor**

SHGs provided income generating activities, Food Security:Targeted Public Distribution System(TPDS), Food Security:Antodaya Anna Yojana(AAY), Food Security:Targeted Public Distribution System (Only BPL), Houses constructed - IAY

**PART - II**

**TWENTY POINT PROGRAMME - 2006**

**ITEM-WISE PERFORMANCE TABLES**

Table - 1

## Employment generation under the MGNREG Scheme

Sl. No.	State/UT Name	No. of job cards issued (Number) April,2011- October,2011	Employment generated (Number) April,2011- October,2011	Wages given (Rupees) April,2011- October,2011
		(3)	(4)	(5)
1	ANDHRA PRADESH	1,81,167	17,90,07,000	25,69,25,00,000
2	ARUNACHAL PRADESH	12,863	0	0
3	ASSAM	# 80295	1,52,88,000	1,98,75,49,000
4	BIHAR	1,17,676	378	3,77,26,00,000
5	CHHATISGARH	1,23,799 *	7,39,20,000	9,13,97,53,000
6	DELHI	0	0	0
7	GOA	4,562	2,00,402	3,12,42,000
8	GUJARAT	# 45218	1,74,87,000	1,94,27,64,000
9	HARYANA	50135 *	48,10,000	88,26,11,000
10	HIMACHAL PRADESH	43,365	1,14,93,000	1,48,42,04,000
11	JAMMU AND KASHMIR	97,363	1,18,10,000	1,63,21,41,000
12	JHARKHAND	# 50757	2,87,91,064	3,50,56,04,360
13	KARNATAKA	8,455	1,33,89,000	5,45,18,94,000
14	KERALA	# 5,10,740	1,76,91,403	3,09,00,45,000
15	MADHYA PRADESH	1,86,192 *	8,41,78,000	9,12,32,35,000
16	MAHARASHTRA	2,21,034	1,88,62,984	3,22,99,88,000
17	MANIPUR	70162 *	1,01,97,000	1,28,44,59,000
18	MEGHALAYA	52,407	72,96,000	71,12,61,000
19	MIZORAM	10648 *	62,65,150	80,82,04,500
20	NAGALAND	# 17998	1,61,75,000	3,26,88,49,000
21	ORISSA	52,340	2,36,54,000	2,95,73,67,000
22	PUDUCHERRY	879 *	7,44,471	9,70,63,000
23	PUNJAB	# 36385	32,18,000	49,17,85,000
24	RAJASTHAN	# 91130	14,73,63,000	13,85,41,72,000
25	SIKKIM	2410 *	32,89,672	34,44,20,000
26	TAMIL NADU	2,38,183	16,42,73,300	14,57,25,59,200
27	TRIPURA	5,789	79,02,381	93,17,42,000
28	UTTARAKHAND	18,657	1,10,81,500	1,32,98,04,000
29	UTTAR PRADESH	8,24,245	17,43,25,000	19,11,96,38,400
30	WEST BENGAL	1,52,346	4,17,42,000	5,70,96,49,000
31	ANDAMAN AND NICOBAR ISLANDS	1,665	4,34,781	7,29,44,000
32	CHANDIGARH	0	0	0
33	DADRA AND NAGAR HAVELI	0	4,280	0
34	DAMAN AND DIU	0	0	0
35	LAKSHADWEEP	891	96,790	1,57,02,000
Grand Total		33,09,756	1,09,49,90,556	1,36,53,57,49,460

\*Note:- Some of States are reporting cumulative performance since inception but now it has been reconciled with the performance figures supplied by the M/o Rural Development to set performance targets during April-October,2011

# Previous figure repeated due to wide variation reported by the state

# Swaranjayanti Gram Swarojgar Yojana (SGSY)

## Individual Swarozgaries Assisted

% Achievement of Target  
During April-October, 2011

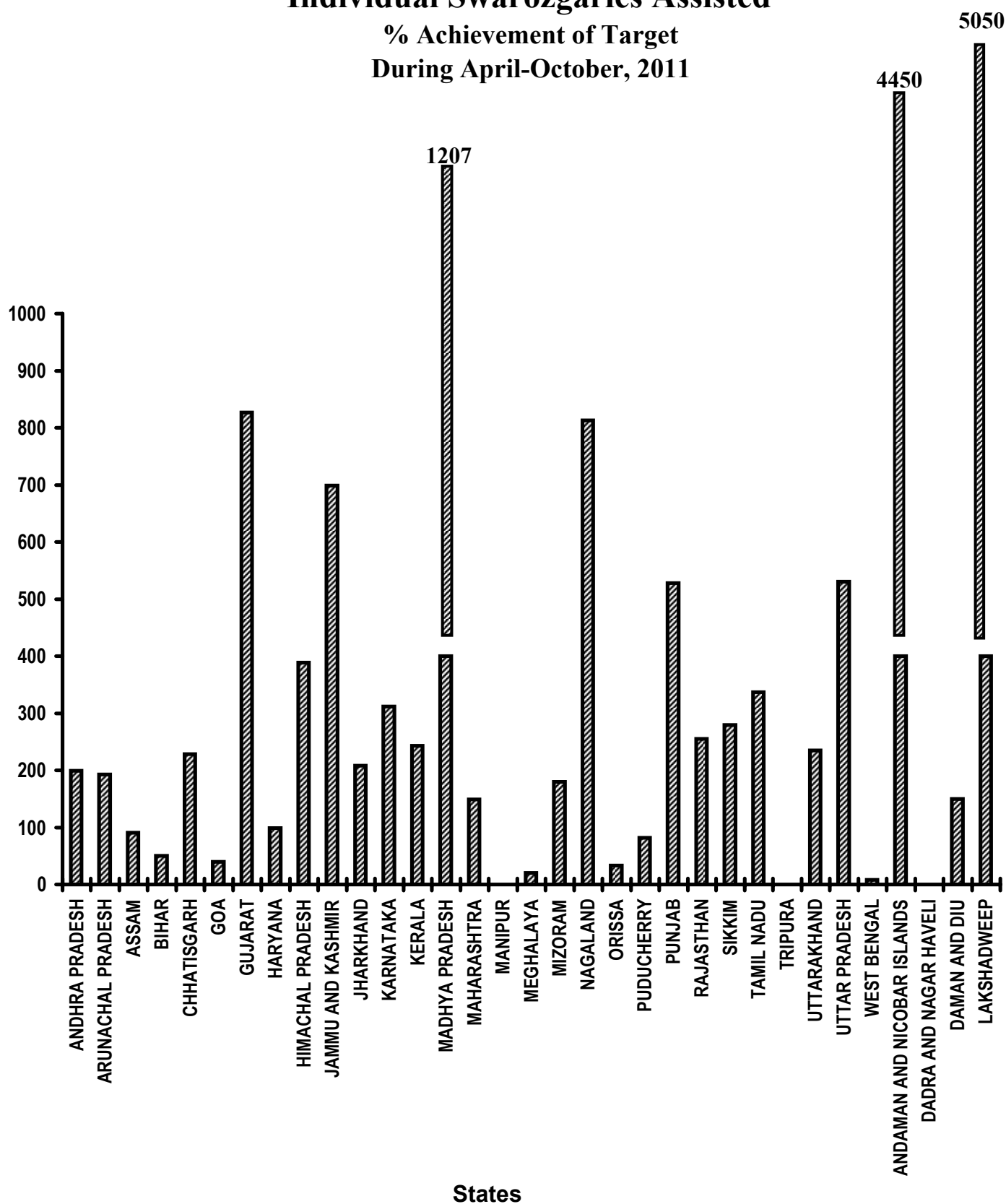


Table - 2 (A)

**Swaranjayanti Gram Swarojgar Yojana**  
**Individual Swarozgaries Assisted**  
**(Unit: Number)**

Sl. No.	State/UT Name	Target		Achievement April,2011-October,2011	Percent Achievement April,2011-October,2011
		2011-2012	April,2011-October,2011		
(1)	(2)	(3)	(4)	(5)	(5)/(4)
1	ANDHRA PRADESH	5,496	2,473	4,918	199
2	ARUNACHAL PRADESH	271	122	236 *	193
3	ASSAM	7,038	3,167	2,895	91
4	BIHAR	13,075	5,884	2,918	50
5	CHHATISGARH	2,905	1,306	2,976	228
6	GOA	82	35	14	40
7	GUJARAT	2,069	929	7,681	827
8	HARYANA	1,217	547	543	99
9	HIMACHAL PRADESH	513	231	898	389
10	JAMMU AND KASHMIR	634	285	# 1993	699
11	JHARKHAND	4,930	2,219	4,615	208
12	KARNATAKA	4,151	1,868	# 5832	312
13	KERALA	1,862	837	2,033	243
14	MADHYA PRADESH	6,222	2,800	# 33793	1,207
15	MAHARASHTRA	8,205	3,692	5,490	149
16	MANIPUR	472	211	0	0
17	MEGHALAYA	529	237	47	20
18	MIZORAM	122	56	101	180
19	NAGALAND	363	162	1,317	813
20	ORISSA	6,287	2,830	921	33
21	PUDUCHERRY	99	45	37	82
22	PUNJAB	592	267	1,411	528
23	RAJASTHAN	3,152	1,418	3,620	255
24	SIKKIM	136	61	170	279
25	TAMIL NADU	4,860	2,187	7,379	337
26	TRIPURA	852	383	0	0
27	UTTARAKHAND	991	446	1,047	235
28	UTTAR PRADESH	18,824	8,472	44,907	530
29	WEST BENGAL	6,987	3,144	236 *	8
30	ANDAMAN AND NICOBAR ISLANDS	9	4	178	4,450
31	DADRA AND NAGAR HAVELI	9	4	0	0
32	DAMAN AND DIU	9	4	6	150
33	LAKSHADWEEP	9	4	202	5,050
<b>Grand Total</b>		1,02,972	46,330	1,38,414	299

**Very Good:(90% or above of targets)**

ANDHRA PRADESH, ARUNACHAL PRADESH, ASSAM, CHHATISGARH, GUJARAT, HARYANA, HIMACHAL PRADESH, JAMMU AND KASHMIR, JHARKHAND, KARNATAKA, KERALA, MADHYA PRADESH, MAHARASHTRA, MIZORAM, NAGALAND, PUNJAB, RAJASTHAN, SIKKIM, TAMIL NADU, UTTARAKHAND, UTTAR PRADESH, ANDAMAN AND NICOBAR ISLANDS, DAMAN AND DIU, LAKSHADWEEP

**Good:(Between 80% to 90% targets)**

PUDUCHERRY

**Poor:(Below 80% of targets)**

BIHAR, GOA, MANIPUR, MEGHALAYA, ORISSA, TRIPURA, WEST BENGAL, DADRA AND NAGAR HAVELI

\* Figures furnished by M/o Rural Development

# Previous month's figure repeated due to wide variation

**Table - 2 (B)**

**Swaranjayanti Gram Swarojgar Yojana**

		Individual SC Swarozgaries Assisted (Number) April,2011- October,2011	Individual ST Swarozgaries Assisted (Number) April,2011- October,2011	Individual Women Swarozgaries Assisted (Number) April,2011- October,2011	Individual Disabled Swarozgaries Assisted (Number) April,2011- October,2011
Sl. No.	State/UT Name	(3)	(4)	(5)	(6)
1	ANDHRA PRADESH	2,139	617	4,625	280
2	ARUNACHAL PRADESH	0	0	0	0
3	ASSAM	315	493	1,009	184
4	BIHAR	1,390	24	649	65
5	CHHATISGARH	440	1,319	293	49
6	GOA	1	3	9	1
7	GUJARAT	2,667	2,894	1,861	49
8	HARYANA	218	0	230	29
9	HIMACHAL PRADESH	368	120	192	19
10	JAMMU AND KASHMIR	175	288	753	6
11	JHARKHAND	692	2,617	778	4
12	KARNATAKA	3,683	975	10,056	388
13	KERALA	1,616	132	1,061	220
14	MADHYA PRADESH	12,100	16,276	27,177	1,430
15	MAHARASHTRA	1,627	1,062	1,516	357
16	MANIPUR	0	0	0	0
17	MEGHALAYA	0	47	19	0
18	MIZORAM	0	71	39	4
19	NAGALAND	0	750	527	40
20	ORISSA	228	174	603	66
21	PUDUCHERRY	0	0	0	0
22	PUNJAB	993	0	359	19
23	RAJASTHAN	691	1,769	1,175	81
24	SIKKIM	52	416	555	23
25	TAMIL NADU	3,360	267	4,858	3,387
26	TRIPURA	0	0	0	0
27	UTTARAKHAND	928	54	151	4
28	UTTAR PRADESH	23,511	100	12,750	553
29	WEST BENGAL	15,316	3,234	41,111	23
30	ANDAMAN AND NICOBAR ISLANDS	0	11	37	0
31	DADRA AND NAGAR HAVELI	0	0	8	0
32	DAMAN AND DIU	0	3	0	0
33	LAKSHADWEEP	202	0	0	0
<b>Grand Total</b>		<b>72,712</b>	<b>33,716</b>	<b>1,12,401</b>	<b>7,281</b>

**Table - 3(A)**  
**Self Help Groups (SHG)**  
**(Unit: Number)**

		Formed under SGSY (Number) April,2011- October,2011
Sl. No.	State/UT Name	
(1)	(2)	(3)
1	ANDHRA PRADESH	19,233
2	ARUNACHAL PRADESH	0
3	ASSAM	11,248
4	BIHAR	9,802
5	CHHATISGARH	2,136
6	DELHI	0
7	GOA	24
8	GUJARAT	3,231
9	HARYANA	1,357
10	HIMACHAL PRADESH	495
11	JAMMU AND KASHMIR	719
12	JHARKHAND	9,568
13	KARNATAKA	9,310
14	KERALA	1,413
15	MADHYA PRADESH	7,050
16	MAHARASHTRA	5,770
17	MANIPUR	67
18	MEGHALAYA	346
19	MIZORAM	81
20	NAGALAND	439
21	ORISSA	7,420
22	PUDUCHERRY	130
23	PUNJAB	451
24	RAJASTHAN	1,297
25	SIKKIM	71
26	TAMIL NADU	23,661
27	TRIPURA	1,127
28	UTTARAKHAND	2,880
29	UTTAR PRADESH	35,979
30	WEST BENGAL	16,603
31	ANDAMAN AND NICOBAR ISLANDS	57
32	CHANDIGARH	0
33	DADRA AND NAGAR HAVELI	0
34	DAMAN AND DIU	0
35	LAKSHADWEEP	0
<b>Grand Total</b>		<b>1,71,965</b>

# Self Help Groups (SHG)

## To whom income generating activities provided

% Achievement of Target  
During April-October, 2011

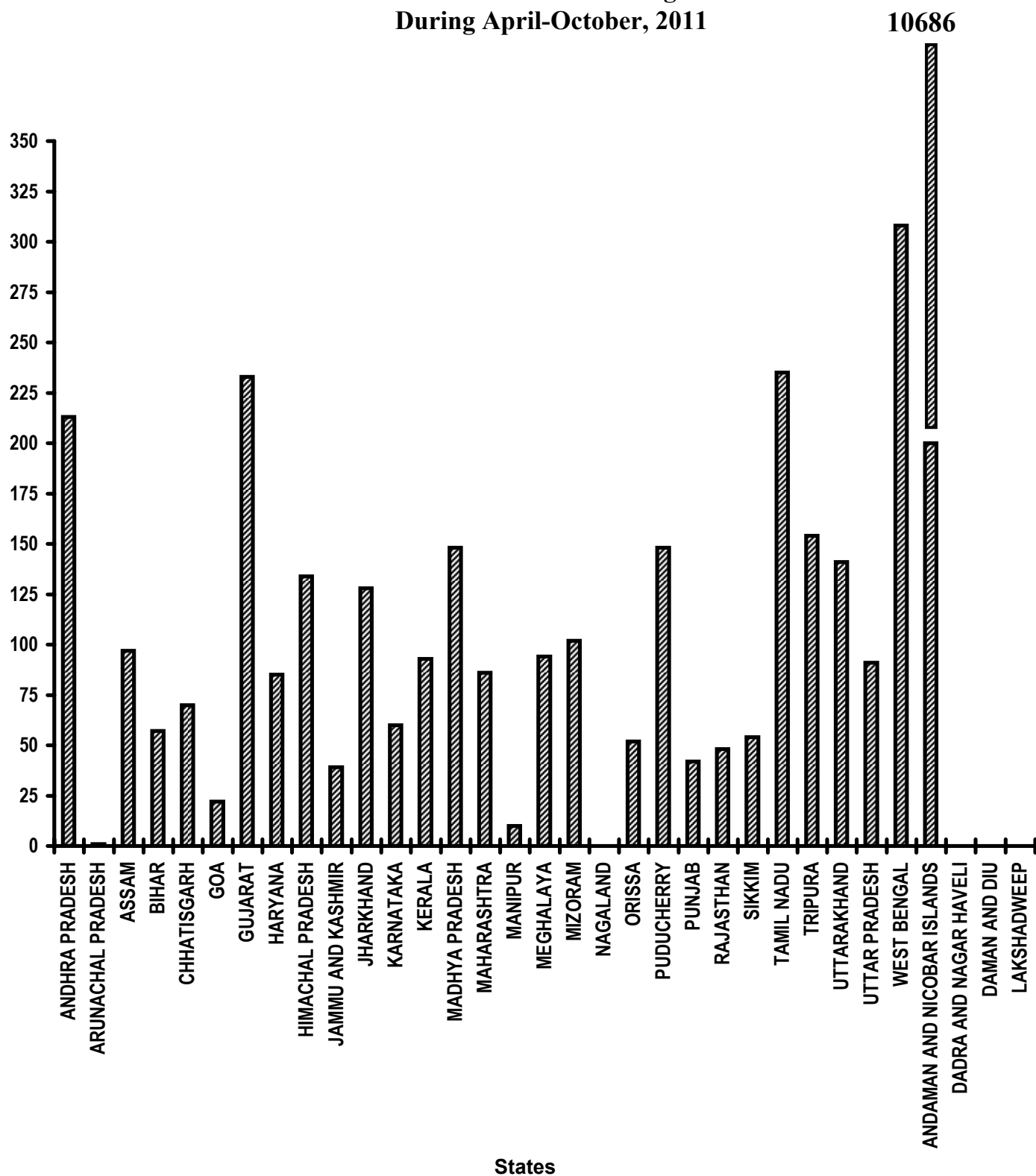


Table - 3(B)

**Self Help Groups (SHG)**  
**To whom income generating activities provided**  
**(Unit: Number)**

Sl. No.	State/UT Name	Target		Achievement April,2011- October,2011	Percent Achievement April,2011- October,2011
		2011-2012	April,2011- October,2011		
(1)	(2)	(3)	(4)	(5)	(5)/(4)
1	ANDHRA PRADESH	10,025	4,510	9,611	213
2	ARUNACHAL PRADESH	494	221	2	1
3	ASSAM	12,838	5,775	5,620	97
4	BIHAR	23,849	10,729	6,154	57
5	CHHATISGARH	5,298	2,382	1,666	70
6	GOA	155	69	15	22
7	GUJARAT	3,773	1,698	3,958	233
8	HARYANA	2,221	999	846	85
9	HIMACHAL PRADESH	935	420	561	134
10	JAMMU AND KASHMIR	1,157	519	201	39
11	JHARKHAND	8,992	4,045	5,174	128
12	KARNATAKA	7,571	3,407	2,028	60
13	KERALA	3,397	1,526	1,412	93
14	MADHYA PRADESH	11,349	5,105	7,535	148
15	MAHARASHTRA	14,965	6,733	5,816	86
16	MANIPUR	861	386	37	10
17	MEGHALAYA	964	432	405	94
18	MIZORAM	223	99	101	102
19	NAGALAND	661	297	0	0
20	ORISSA	11,467	5,157	2,692	52
21	PUDUCHERRY	180	81	120	148
22	PUNJAB	1,079	483	204	42
23	RAJASTHAN	5,749	2,584	1,232	48
24	SIKKIM	248	110	59	54
25	TAMIL NADU	8,865	3,988	9,352	235
26	TRIPURA	1,554	699	1,073	154
27	UTTARAKHAND	1,808	814	1,149	141
28	UTTAR PRADESH	34,336	15,450	14,028	91
29	WEST BENGAL	12,743	5,734	17,659	308
30	ANDAMAN AND NICOBAR ISLANDS	16	7	748	10,686
31	DADRA AND NAGAR HAVELI	16	7	0	0
32	DAMAN AND DIU	16	7	0	0
33	LAKSHADWEEP	16	7	0	0
<b>Grand Total</b>		<b>1,87,821</b>	<b>84,480</b>	<b>99,458</b>	<b>118</b>

**Very Good:(90% or above of targets)**

ANDHRA PRADESH, ASSAM, GUJARAT, HIMACHAL PRADESH, JHARKHAND, KERALA, MADHYA PRADESH, MEGHALAYA, MIZORAM, PUDUCHERRY, TAMIL NADU, TRIPURA, UTTARAKHAND, UTTAR PRADESH, WEST BENGAL, ANDAMAN AND NICOBAR ISLANDS

**Good:(Between 80% to 90% targets)**

HARYANA, MAHARASHTRA

**Poor:(Below 80% of targets)**

ARUNACHAL PRADESH, BIHAR, CHHATISGARH, GOA, JAMMU AND KASHMIR, KARNATAKA, MANIPUR, NAGALAND, ORISSA, PUNJAB, RAJASTHAN, SIKKIM, DADRA AND NAGAR HAVELI, DAMAN AND DIU, LAKSHADWEEP

**Table - 4 (A)**

**Distribution of waste land to the landless  
(Unit: Hectare)**

		<b>Total Land Distributed (Hectare) April,2011- October,2011</b>
<b>Sl. No.</b>	<b>State/UT Name</b>	
<b>(1)</b>	<b>(2)</b>	<b>(3)</b>
1	ANDHRA PRADESH	467
2	ARUNACHAL PRADESH	0
3	ASSAM	0
4	BIHAR	94
5	CHHATISGARH	0
6	DELHI	0
7	GOA	0
8	GUJARAT	0
9	HARYANA	0
10	JAMMU AND KASHMIR	0
11	JHARKHAND	273
12	KARNATAKA	0
13	KERALA	0
14	MADHYA PRADESH	0
15	MAHARASHTRA	0
16	MANIPUR	0
17	MEGHALAYA	0
18	MIZORAM	0
19	NAGALAND	0
20	ORISSA	119
21	PUDUCHERRY	0
22	PUNJAB	0
23	RAJASTHAN	0
24	SIKKIM	4
25	TAMIL NADU	0
26	TRIPURA	0
27	UTTARAKHAND	0
28	UTTAR PRADESH	1,709
29	WEST BENGAL	0
30	ANDAMAN AND NICOBAR ISLANDS	0
31	CHANDIGARH	0
32	DADRA AND NAGAR HAVELI	0
33	DAMAN AND DIU	0
34	LAKSHADWEEP	0
<b>Grand Total</b>		<b>2,666</b>

**Table - 4 (B)**

**Distribution of waste land to the landless**

		Land Distributed to SC (Hectare) April,2011- October,2011	Land Distributed to ST (Hectare) April,2011- October,2011	Land Distributed to Others (Hectare) April,2011- October,2011
Sl. No.	State/UT Name	(3)	(4)	(5)
1	ANDHRA PRADESH	85	102	279
2	ARUNACHAL PRADESH	0	0	0
3	ASSAM	0	0	0
4	BIHAR	90	2	2
5	CHHATISGARH	0	0	0
6	DELHI	0	0	0
7	GOA	0	0	0
8	GUJARAT	0	0	0
9	HARYANA	0	0	0
10	JAMMU AND KASHMIR	0	0	0
11	JHARKHAND	22	18	22
12	KARNATAKA	0	0	0
13	KERALA	0	0	0
14	MADHYA PRADESH	0	0	0
15	MAHARASHTRA	0	0	0
16	MANIPUR	0	0	0
17	MEGHALAYA	0	0	0
18	MIZORAM	0	0	0
19	NAGALAND	0	0	0
20	ORISSA	31	47	41
21	PUDUCHERRY	0	0	0
22	PUNJAB	0	0	0
23	RAJASTHAN	0	0	0
24	SIKKIM	0	2	2
25	TAMIL NADU	0	0	0
26	TRIPURA	0	0	0
27	UTTARAKHAND	0	0	0
28	UTTAR PRADESH	1,528	0	181
29	WEST BENGAL	0	0	0
30	ANDAMAN AND NICOBAR ISLANDS	0	0	0
31	CHANDIGARH	0	0	0
32	DADRA AND NAGAR HAVELI	0	0	0
33	DAMAN AND DIU	0	0	0
34	LAKSHADWEEP	0	0	0
<b>Grand Total</b>		<b>1,756</b>	<b>171</b>	<b>527</b>

**Table - 5(A)**

**Minimum Wages Enforcement (including Farm Labour)**

Sl. No.	State/UT Name	Agriculture and Farm Workers: Inspections made (Number) April,2011-October,2011	Agriculture and Farm Workers: Irregularities detected (Number) April,2011-October,2011	Agriculture and Farm Workers: Irregularities rectified (Number) April,2011-October,2011
		(3)	(4)	(5)
1	ANDHRA PRADESH	0	0	0
2	ARUNACHAL PRADESH	0	0	0
3	ASSAM	0	0	0
4	BIHAR	13,742	2,736	2,767
5	CHHATISGARH	0	0	0
6	DELHI	0	0	0
7	GOA	898	12	6
8	GUJARAT	46,750	3,160	3,442
9	HARYANA	0	0	0
10	HIMACHAL PRADESH	0	0	0
11	JAMMU AND KASHMIR	0	0	0
12	JHARKHAND	5,220	522	379
13	KARNATAKA	0	0	0
14	KERALA	0	0	27
15	MADHYA PRADESH	0	0	0
16	MAHARASHTRA	0	0	0
17	MANIPUR	468	12	6
18	MEGHALAYA	0	0	0
19	MIZORAM	0	0	0
20	NAGALAND	0	0	0
21	ORISSA	0	0	0
22	PUDUCHERRY	0	0	0
23	PUNJAB	0	0	0
24	RAJASTHAN	917	0	0
25	SIKKIM	0	0	0
26	TAMIL NADU	0	0	0
27	TRIPURA	0	0	0
28	UTTARAKHAND	0	0	0
29	UTTAR PRADESH	0	0	0
30	WEST BENGAL	0	0	0
31	ANDAMAN AND NICOBAR ISLANDS	0	0	0
32	CHANDIGARH	0	0	0
33	DADRA AND NAGAR HAVELI	5	0	0
34	DAMAN AND DIU	0	0	0
35	LAKSHADWEEP	0	0	0
<b>Grand Total</b>		<b>68,000</b>	<b>6,442</b>	<b>6,627</b>

**Table - 5(B)**

**Minimum Wages Enforcement (including Farm Labour)  
(Unit: Number)**

Sl. No.	State/UT Name	Agriculture and Farm Workers: Claims filed (Number) April,2011-October,2011	Agriculture and Farm Workers: Claims settled (Number) April,2011-October,2011
		(3)	(4)
1	ANDHRA PRADESH	0	0
2	ARUNACHAL PRADESH	0	0
3	ASSAM	0	0
4	BIHAR	822	883
5	CHHATISGARH	0	0
6	DELHI	0	0
7	GOA	1	0
8	GUJARAT	0	0
9	HARYANA	0	0
10	HIMACHAL PRADESH	0	0
11	JAMMU AND KASHMIR	0	0
12	JHARKHAND	4,447	30
13	KARNATAKA	0	0
14	KERALA	0	0
15	MADHYA PRADESH	0	0
16	MAHARASHTRA	0	0
17	MANIPUR	0	0
18	MEGHALAYA	0	0
19	MIZORAM	0	0
20	NAGALAND	0	0
21	ORISSA	0	0
22	PUDUCHERRY	0	0
23	PUNJAB	0	0
24	RAJASTHAN	2	6
25	SIKKIM	0	0
26	TAMIL NADU	0	0
27	TRIPURA	0	0
28	UTTARAKHAND	0	0
29	UTTAR PRADESH	0	0
30	WEST BENGAL	0	0
31	ANDAMAN AND NICOBAR ISLANDS	0	0
32	CHANDIGARH	0	0
33	DADRA AND NAGAR HAVELI	1	0
34	DAMAN AND DIU	0	0
35	LAKSHADWEEP	0	0
Grand Total		5,273	919

**Table - 5(C)**

**Minimum Wages Enforcement (including Farm Labour)**

		Agriculture and Farm Workers: Prosecution cases Pending (Number) April,2011- October,2011	Agriculture and Farm Workers: Prosecution cases filed (Number) April,2011- October,2011	Agriculture and Farm Workers: Prosecution cases decided (Number) April,2011- October,2011
Sl. No.	State/UT Name	(3)	(4)	(5)
1	ANDHRA PRADESH	0	0	0
2	ARUNACHAL PRADESH	0	0	0
3	ASSAM	0	0	0
4	BIHAR	401	0	0
5	CHHATISGARH	0	0	0
6	DELHI	0	0	0
7	GOA	0	4	0
8	GUJARAT	6,720	33	107
9	HARYANA	0	0	0
10	HIMACHAL PRADESH	0	0	0
11	JAMMU AND KASHMIR	0	0	0
12	JHARKHAND	20	7	0
13	KARNATAKA	0	0	0
14	KERALA	0	0	0
15	MADHYA PRADESH	0	0	0
16	MAHARASHTRA	0	0	0
17	MANIPUR	0	0	0
18	MEGHALAYA	0	0	0
19	MIZORAM	0	0	0
20	NAGALAND	0	0	0
21	ORISSA	0	0	0
22	PUDUCHERRY	0	0	0
23	PUNJAB	0	0	0
24	RAJASTHAN	1	0	0
25	SIKKIM	0	0	0
26	TAMIL NADU	0	0	0
27	TRIPURA	0	0	0
28	UTTARAKHAND	0	0	0
29	UTTAR PRADESH	0	0	0
30	WEST BENGAL	0	0	0
31	ANDAMAN AND NICOBAR ISLANDS	0	0	0
32	CHANDIGARH	0	0	0
33	DADRA AND NAGAR HAVELI	0	1	0
34	DAMAN AND DIU	0	0	0
35	LAKSHADWEEP	0	0	0
<b>Grand Total</b>		<b>7,142</b>	<b>45</b>	<b>107</b>

# Food Security: Targeted Public Distribution System (APL+BPL+AAY)

## Off take

% Achievement of Target

During April-October, 2011

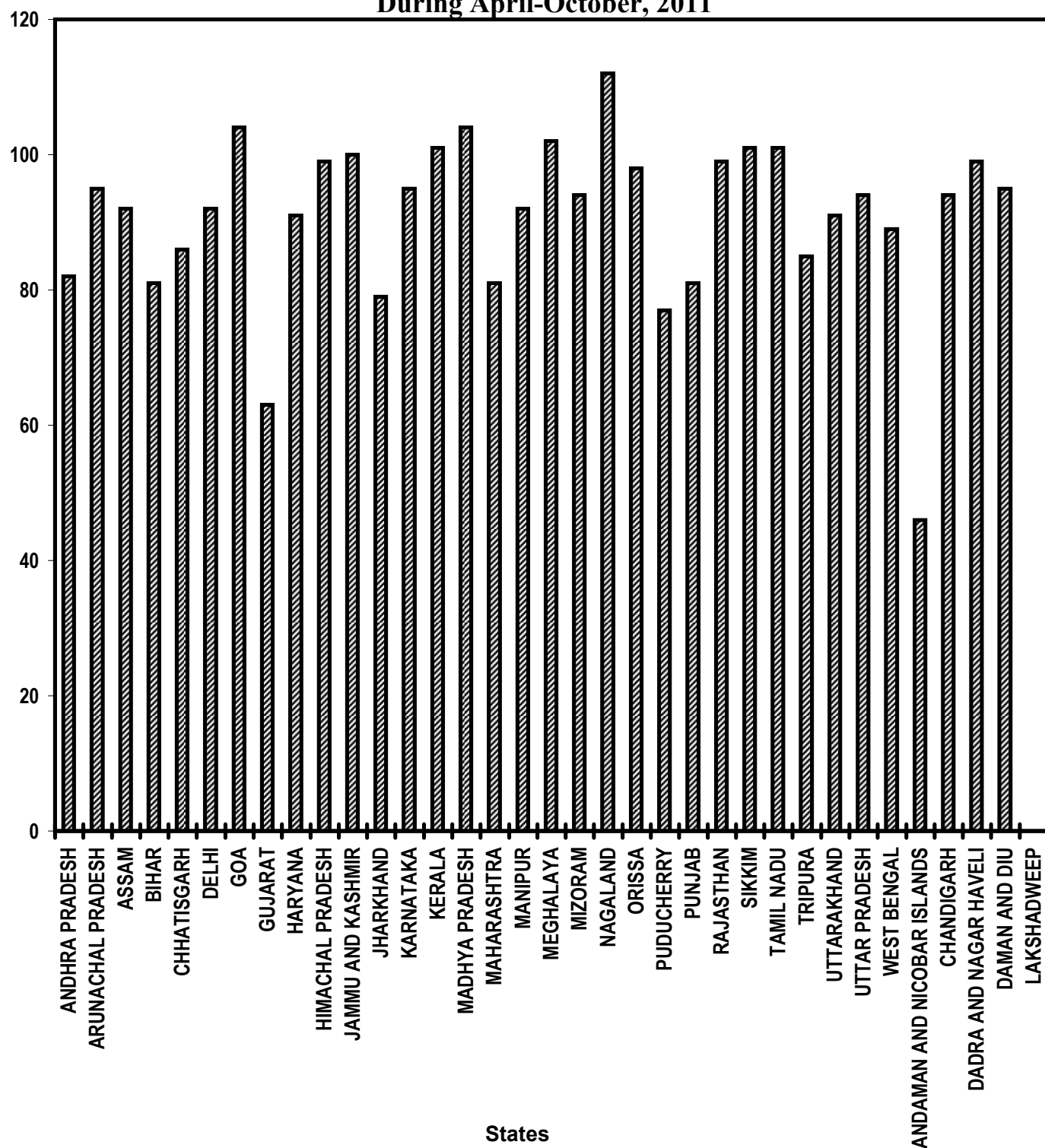


Table - 6(A)

## Food Security-Targeted Public Distribution System (APL+BPL+AAY)

Sl. No.	State/UT Name	Allocation of Food Grains (Tonnes)	Off take (Tonnes) *	Percentage of offtake w.r.t. Allocation of Food Grains
		April,2011-October,2011	April,2011-October,2011	
(1)	(2)	(3)	(4)	(5)
1	ANDHRA PRADESH	21,45,412	17,58,779	82
2	ARUNACHAL PRADESH	59,241	56,420	95
3	ASSAM	10,20,566	9,34,114	92
4	BIHAR	21,07,032	17,11,099	81
5	CHHATISGARH	7,00,372	6,02,225	86
6	DELHI	3,48,308	3,22,001	92
7	GOA	34,051	35,550	104
8	GUJARAT	11,49,943	7,26,523	63
9	HARYANA	4,17,417	3,79,275	91
10	HIMACHAL PRADESH	2,99,171	2,95,032	99
11	JAMMU AND KASHMIR	4,41,469	4,42,536	100
12	JHARKHAND	7,72,927	6,14,444	79
13	KARNATAKA	13,65,926	12,96,611	95
14	KERALA	8,18,054	8,27,565	101
15	MADHYA PRADESH	15,40,521	15,95,494	104
16	MAHARASHTRA	26,64,179	21,53,601	81
17	MANIPUR	89,216	82,201	92
18	MEGHALAYA	1,03,121	1,05,661	102
19	MIZORAM	40,915	38,590	94
20	NAGALAND	74,011	83,007	112
21	ORISSA	12,35,393	12,07,758	98
22	PUDUCHERRY	33,782	26,125	77
23	PUNJAB	4,69,110	3,79,624	81
24	RAJASTHAN	12,07,015	11,99,003	99
25	SIKKIM	25,820	26,051	101
26	TAMIL NADU	21,71,652	21,91,840	101
27	TRIPURA	1,81,684	1,54,916	85
28	UTTARAKHAND	2,87,372	2,62,263	91
29	UTTAR PRADESH	40,85,340	38,52,407	94
30	WEST BENGAL	21,56,589	19,13,010	89
31	ANDAMAN AND NICOBAR ISLANDS	19,845	9,080	46
32	CHANDIGARH	19,655	18,519	94
33	DADRA AND NAGAR HAVELI	5,924	5,841	99
34	DAMAN AND DIU	3,075	2,912	95
35	LAKSHADWEEP	2,695	0	0
Grand Total		2,80,96,803	2,53,10,077	90

Very Good:(90% or above of targets)

ARUNACHAL PRADESH, ASSAM, DELHI, GOA, HARYANA, HIMACHAL PRADESH, JAMMU AND KASHMIR, KARNATAKA, KERALA, MADHYA PRADESH, MANIPUR, MEGHALAYA, MIZORAM, NAGALAND, ORISSA, RAJASTHAN, SIKKIM, TAMIL NADU, UTTARAKHAND, UTTAR PRADESH, CHANDIGARH, DADRA AND NAGAR HAVELI, DAMAN AND DIU

Good:(Between 80% to 90% targets)

ANDHRA PRADESH, BIHAR, CHHATISGARH, MAHARASHTRA, PUNJAB, TRIPURA, WEST BENGAL

Poor:(Below 80% of targets)

GUJARAT, JHARKHAND, PUDUCHERRY, ANDAMAN AND NICOBAR ISLANDS, LAKSHADWEEP

\* Offtake figures are provisional, subject to confirmation from FCI

# Food Security: Targeted Public Distribution System (Only Antyodaya Anna Yojana)

## Off take

% Achievement of Target  
During April-October, 2011

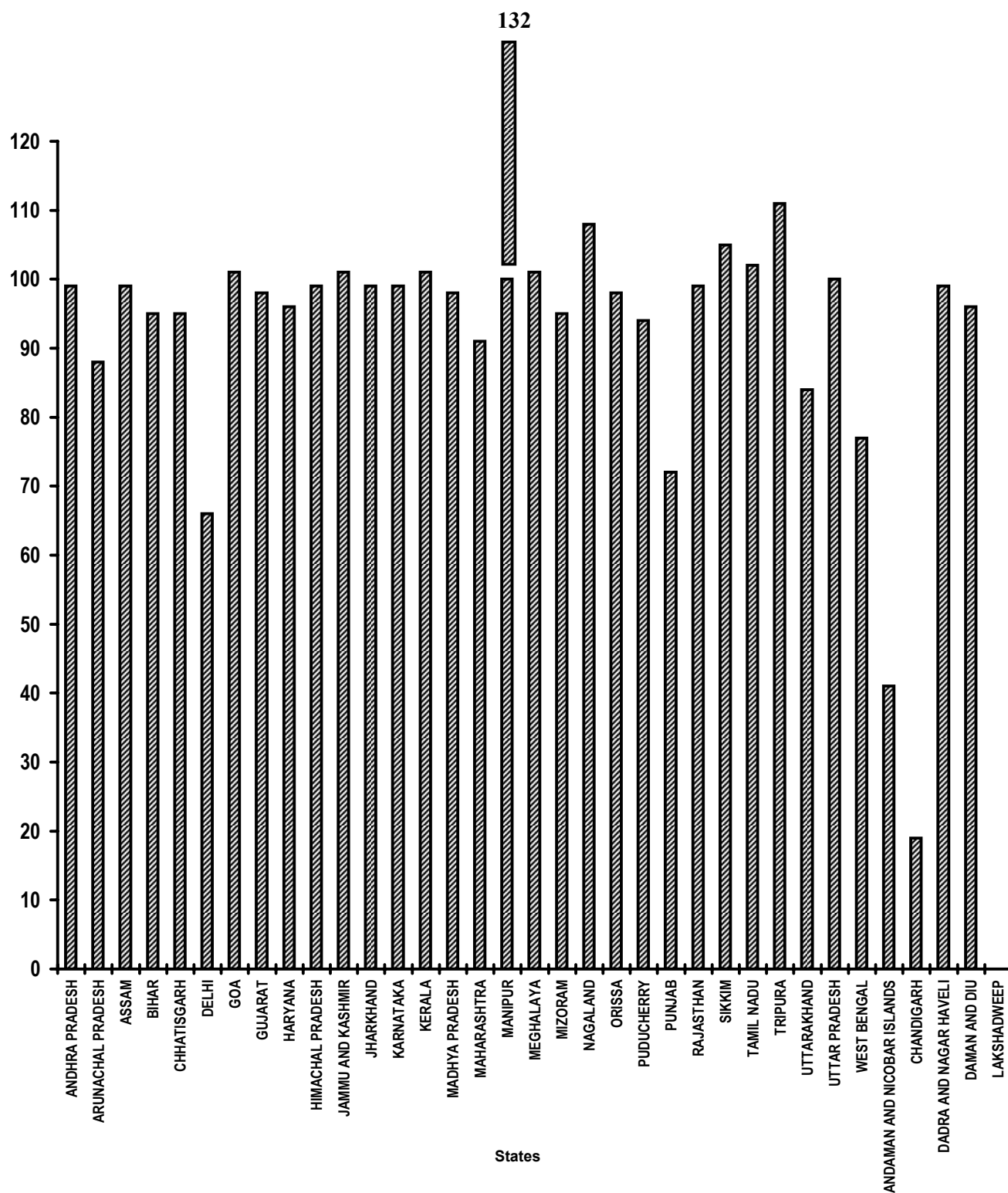


Table - 6(B)

## Food Security-Targeted Public Distribution System (only AAY)

Sl. No.	State/UT Name	Allocation of Food Grains (Tonnes)	Off take (Tonnes) *	Percentage of offtake w.r.t. Allocation of Food Grains
		April,2011-October,2011	April,2011-October,2011	
(1)	(2)	(3)	(4)	(5)
1	ANDHRA PRADESH	3,81,668	3,78,817	99
2	ARUNACHAL PRADESH	9,317	8,204	88
3	ASSAM	1,72,487	1,70,393	99
4	BIHAR	6,12,745	5,81,707	95
5	CHHATISGARH	1,76,134	1,66,838	95
6	DELHI	36,799	24,115	66
7	GOA	3,563	3,615	101
8	GUJARAT	1,98,380	1,94,660	98
9	HARYANA	71,645	69,107	96
10	HIMACHAL PRADESH	48,265	47,866	99
11	JAMMU AND KASHMIR	62,643	63,181	101
12	JHARKHAND	2,24,889	2,22,068	99
13	KARNATAKA	2,93,937	2,92,293	99
14	KERALA	1,45,985	1,47,633	101
15	MADHYA PRADESH	3,87,485	3,78,602	98
16	MAHARASHTRA	6,03,680	5,48,366	91
17	MANIPUR	15,589	20,514	# 132
18	MEGHALAYA	17,199	17,405	101
19	MIZORAM	6,370	6,021	95
20	NAGALAND	11,648	12,593	108
21	ORISSA	3,09,820	3,02,760	98
22	PUDUCHERRY	7,903	7,435	94
23	PUNJAB	43,960	31,657	72
24	RAJASTHAN	2,28,368	2,25,507	99
25	SIKKIM	4,046	4,239	105
26	TAMIL NADU	4,56,834	4,67,185	102
27	TRIPURA	27,720	30,710	111
28	UTTARAKHAND	46,774	39,161	84
29	UTTAR PRADESH	10,03,030	10,00,436	100
30	WEST BENGAL	3,62,649	2,80,961	77
31	ANDAMAN AND NICOBAR ISLANDS	1,050	430	41
32	CHANDIGARH	364	70	19
33	DADRA AND NAGAR HAVELI	1,281	1,268	99
34	DAMAN AND DIU	371	355	96
35	LAKSHADWEEP	294	0	0
Grand Total		59,74,892	57,46,172	96

Very Good:(90% or above of targets)

ANDHRA PRADESH, ASSAM, BIHAR, CHHATISGARH, GOA, GUJARAT, HARYANA, HIMACHAL PRADESH, JAMMU AND KASHMIR, JHARKHAND, KARNATAKA, KERALA, MADHYA PRADESH, MAHARASHTRA, MANIPUR, MEGHALAYA, MIZORAM, NAGALAND, ORISSA, PUDUCHERRY, RAJASTHAN, SIKKIM, TAMIL NADU, TRIPURA, UTTAR PRADESH, DADRA AND NAGAR HAVELI, DAMAN AND DIU

Good:(Between 80% to 90% targets)

ARUNACHAL PRADESH, UTTARAKHAND

Poor:(Below 80% of targets)

DELHI, PUNJAB, WEST BENGAL, ANDAMAN AND NICOBAR ISLANDS, CHANDIGARH, LAKSHADWEEP

\* Offtake figures are provisional, subject to confirmation from FCI

# Offtake figures are high due to inclusion of backlog stock of previous year as clarified by the Nodal Ministry

# Food Security: Targeted Public Distribution System (Only BPL)

## Off take

% Achievement of Target  
During April-October, 2011

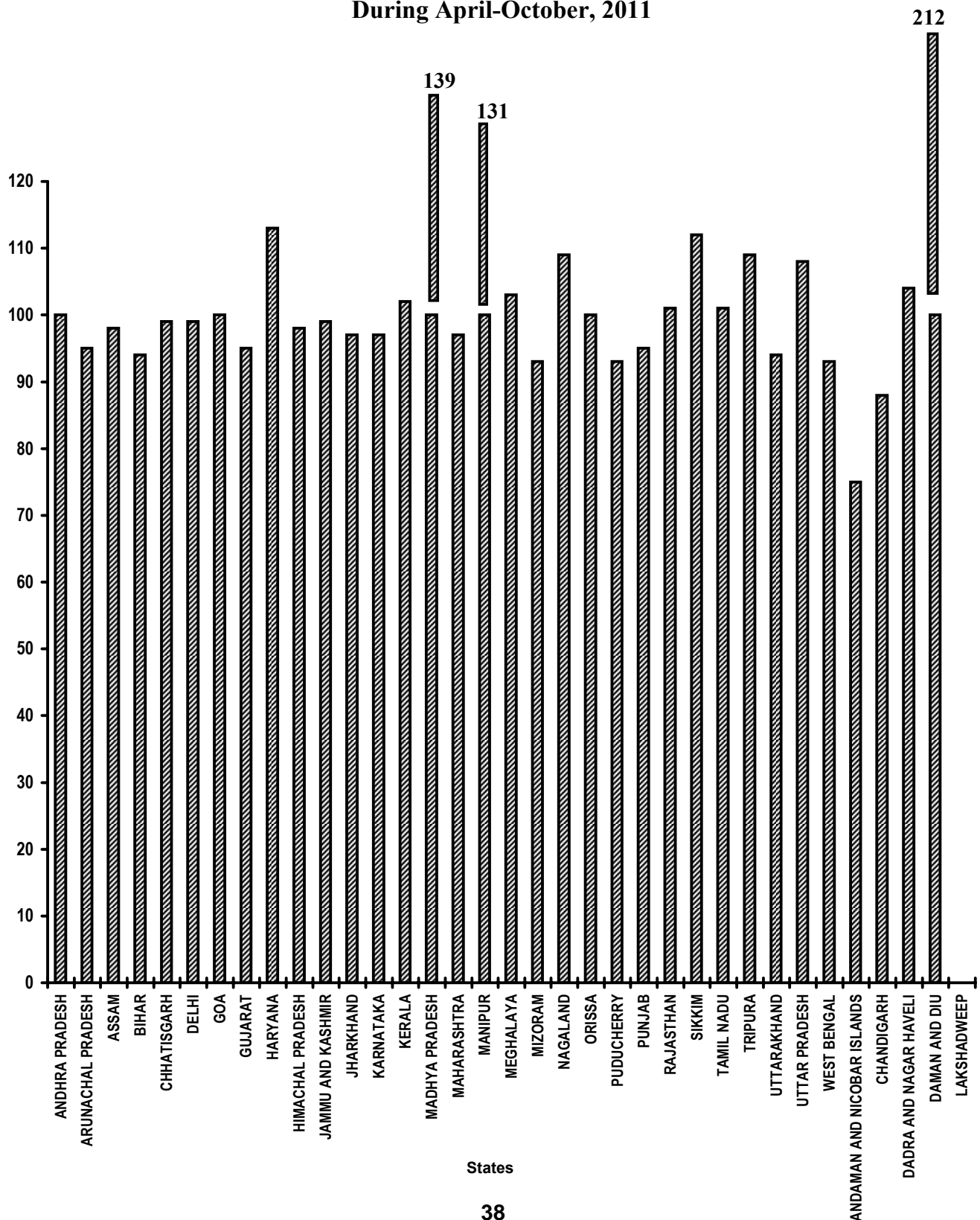


Table - 6(C)

## Food Security - Targeted Public Distribution System (Only BPL)

Sl. No.		Allocation of Food		Percentage of offtake w.r.t. Allocation of Food Grains
		Grains (Tonnes) April,2011- October,2011	Off take * (Tonnes) April,2011- October,2011	
(1)	(2)	(3)	(4)	(5)
1	ANDHRA PRADESH	6,13,718	6,13,219	100
2	ARUNACHAL PRADESH	14,889	14,077	95
3	ASSAM	2,77,214	2,72,532	98
4	BIHAR	9,85,467	9,28,435	94
5	CHHATISGARH	2,83,318	2,80,297	99
6	DELHI	63,406	62,540	99
7	GOA	3,227	3,227	100
8	GUJARAT	3,21,048	3,05,030	95
9	HARYANA	1,21,667	1,37,433	113
10	HIMACHAL PRADESH	77,665	75,998	98
11	JAMMU AND KASHMIR	1,17,656	1,16,060	99
12	JHARKHAND	3,61,648	3,52,598	97
13	KARNATAKA	4,72,724	4,59,042	97
14	KERALA	2,34,703	2,38,298	102
15	MADHYA PRADESH	6,23,126	8,67,556	139
16	MAHARASHTRA	9,97,164	9,68,915	97
17	MANIPUR	25,088	32,920	# 131
18	MEGHALAYA	27,636	28,407	103
19	MIZORAM	10,290	9,590	93
20	NAGALAND	18,732	20,459	109
21	ORISSA	6,79,917	6,80,300	100
22	PUDUCHERRY	12,579	11,710	93
23	PUNJAB	70,686	66,958	95
24	RAJASTHAN	3,67,227	3,71,994	101
25	SIKKIM	6,594	7,400	112
26	TAMIL NADU	7,34,552	7,42,071	101
27	TRIPURA	44,555	48,395	109
28	UTTARAKHAND	75,243	71,007	94
29	UTTAR PRADESH	16,13,325	17,36,834	108
30	WEST BENGAL	9,06,255	8,43,946	93
31	ANDAMAN AND NICOBAR ISLANDS	3,115	2,339	75
32	CHANDIGARH	2,191	1,927	88
33	DADRA AND NAGAR HAVELI	2,933	3,054	104
34	DAMAN AND DIU	609	1,289	# 212
35	LAKSHADWEEP	441	0	0
Grand Total		1,01,70,608	1,03,75,857	102

Very Good:(90% or above of targets)

ANDHRA PRADESH, ARUNACHAL PRADESH, ASSAM, BIHAR, CHHATISGARH, DELHI, GOA, GUJARAT, HARYANA, HIMACHAL PRADESH, JAMMU AND KASHMIR, JHARKHAND, KARNATAKA, KERALA, MADHYA PRADESH, MAHARASHTRA, MANIPUR, MEGHALAYA, MIZORAM, NAGALAND, ORISSA, PUDUCHERRY, PUNJAB, RAJASTHAN, SIKKIM, TAMIL NADU, TRIPURA, UTTARAKHAND, UTTAR PRADESH, WEST BENGAL, DADRA AND NAGAR HAVELI, DAMAN AND DIU

Good:(Between 80% to 90% targets)

CHANDIGARH

Poor:(Below 80% of targets)

ANDAMAN AND NICOBAR ISLANDS, LAKSHADWEEP

\* Offtake figures are provisional, subject to confirmation from FCI

# Offtake figures are high due to inclusion of backlog stock of previous year as clarified by the Nodal Ministry

# Rural Housing - Indira Awaas Yojana

Houses constructed  
% Achievement of Target  
During April-October, 2011

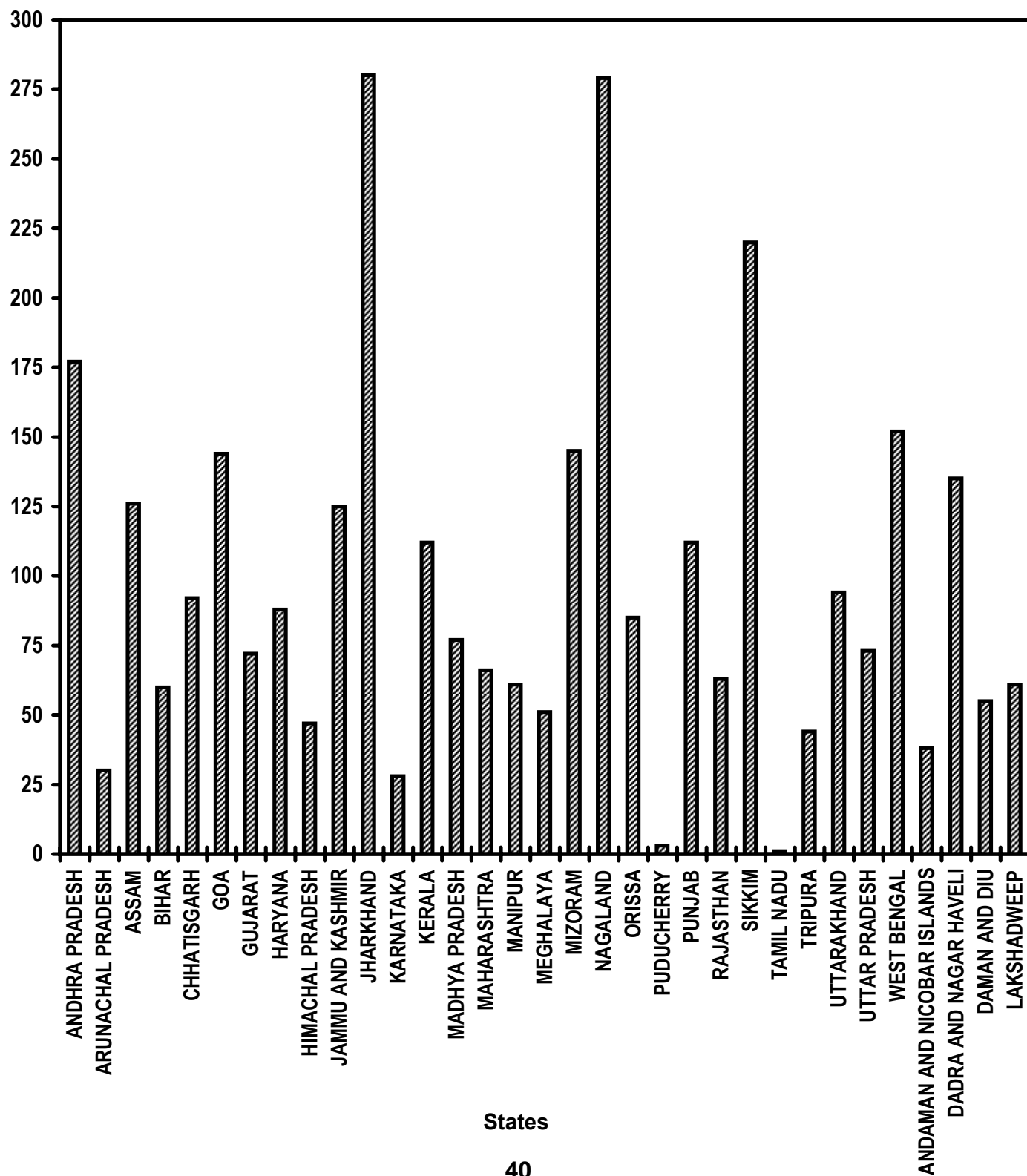


Table - 7

**Rural Housing - Indira Awaas Yojana**  
**Houses constructed**  
**(Unit: Number)**

Sl. No.	State/UT Name	Target		Achievement April,2011-October,2011	Percent Achievement April,2011-October,2011
		2011-2012	April,2011-October,2011		
(1)	(2)	(3)	(4)	(5)	(5)/(4)
1	ANDHRA PRADESH	2,49,013	95,455	1,69,209	177
2	ARUNACHAL PRADESH	7,548	2,893	862 *	30
3	ASSAM	1,66,913	53,982	67,923	126
4	BIHAR	7,37,486	2,82,702	1,69,268	60
5	CHHATISGARH	37,466	14,361	13,223	92
6	GOA	1,547	593	855	144
7	GUJARAT	1,23,168	47,203	34,081	72
8	HARYANA	17,293	6,628	5,842	88
9	HIMACHAL PRADESH	5,659	2,168	1,025	47
10	JAMMU AND KASHMIR	17,578	6,736	8,401	125
11	JHARKHAND	63,477	24,331	68,060	280
12	KARNATAKA	96,760	37,091	10,284	28
13	KERALA	53,808	20,626	23,107	112
14	MADHYA PRADESH	76,135	29,182	22,453	77
15	MAHARASHTRA	1,51,063	57,905	38,495	66
16	MANIPUR	6,552	2,511	1,536	61
17	MEGHALAYA	11,412	4,374	2,240	51
18	MIZORAM	2,432	931	1,353	145
19	NAGALAND	7,552	2,893	8,083	279
20	ORISSA	1,42,082	54,464	46,460	85
21	PUDUCHERRY	1,190	456	15	3
22	PUNJAB	21,386	8,197	9,154	112
23	RAJASTHAN	61,894	23,724	15,015	63
24	SIKKIM	1,444	552	1,216	220
25	TAMIL NADU	1,00,553	38,543	212	1
26	TRIPURA	14,704	5,635	2,476	44
27	UTTARAKHAND	15,488	5,936	5,572	94
28	UTTAR PRADESH	3,32,804	1,27,573	93,059	73
29	WEST BENGAL	1,99,176	76,350	1,16,278	152
30	ANDAMAN AND NICOBAR ISLANDS	2,389	915	345	38
31	DADRA AND NAGAR HAVELI	398	159	215	135
32	DAMAN AND DIU	178	67	37	55
33	LAKSHADWEEP	154	57	35	61
<b>Grand Total</b>		<b>27,26,702</b>	<b>10,35,193</b>	<b>9,36,389</b>	<b>90</b>

**Very Good:(90% or above of targets)**

ANDHRA PRADESH, ASSAM, CHHATISGARH, GOA, JAMMU AND KASHMIR, JHARKHAND, KERALA, MIZORAM, NAGALAND, PUNJAB, SIKKIM, UTTARAKHAND, WEST BENGAL, DADRA AND NAGAR HAVELI

**Good:(Between 80% to 90% targets)**

HARYANA, ORISSA

**Poor:(Below 80% of targets)**

ARUNACHAL PRADESH, BIHAR, GUJARAT, HIMACHAL PRADESH, KARNATAKA, MADHYA PRADESH, MAHARASHTRA, MANIPUR, MEGHALAYA, PUDUCHERRY, RAJASTHAN, TAMIL NADU, TRIPURA, UTTAR PRADESH, ANDAMAN AND NICOBAR ISLANDS, DAMAN AND DIU, LAKSHADWEEP

\* Figures supplied by M/o Rural Development

# EWS/LIG Houses in Urban Areas

Houses constructed

% Achievement of Target

During April-October, 2011

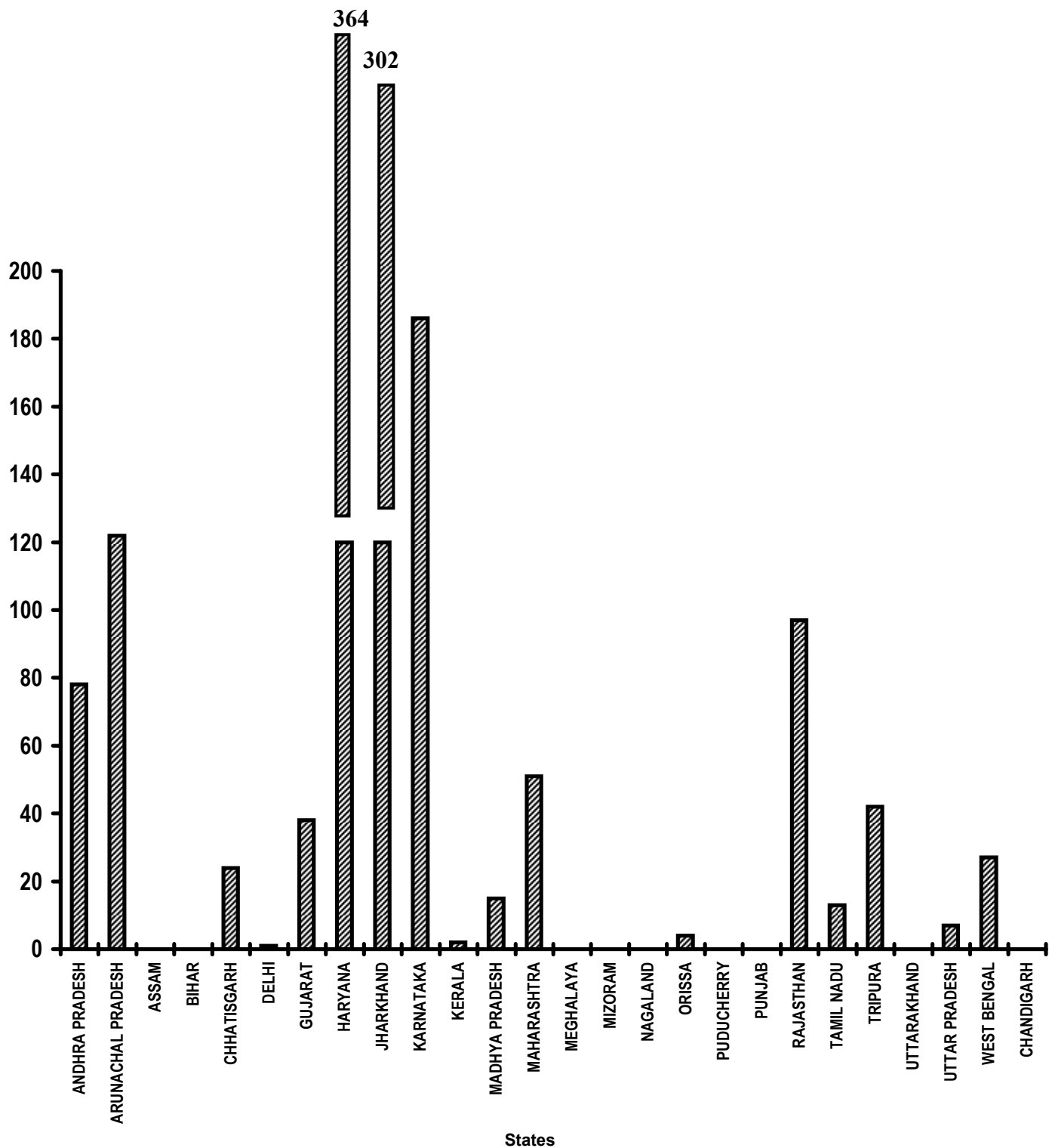


Table - 8

**EWS/LIG Houses in Urban Areas**  
**Houses constructed**  
**(Unit: Number)**

Sl. No.	State/UT Name	Target		Achievement April,2011-October,2011	Percent Achievement April,2011-October,2011
		2011-2012	April,2011-October,2011		
(1)	(2)	(3)	(4)	(5)	(5)/(4)
1	ANDHRA PRADESH	40,000	23,333	18,271	78
2	ARUNACHAL PRADESH	250	145	177	122
3	ASSAM	4,000	2,333	0	0
4	BIHAR	8,000	4,666	0	0
5	CHHATISGARH	12,500	7,291	1,760	24
6	DELHI	20,000	11,666	125	1
7	GUJARAT	35,000	20,416	7,728	38
8	HARYANA	5,500	3,208	11,672	364
9	JHARKHAND	5,000	2,916	8,797	302
10	KARNATAKA	14,000	8,166	15,184	186
11	KERALA	15,000	8,750	214	2
12	MADHYA PRADESH	25,000	14,583	2,140	15
13	MAHARASHTRA	70,000	40,833	20,833	51
14	MEGHALAYA	600	350	0	0
15	MIZORAM	1,150	670	0	0
16	NAGALAND	2,000	1,166	0	0
17	ORISSA	5,800	3,383	150	4
18	PUDUCHERRY	1,200	700	0	0
19	PUNJAB	2,000	1,166	0	0
20	RAJASTHAN	22,000	12,833	12,426	97
21	TAMIL NADU	35,000	20,416	2,556	13
22	TRIPURA	1,000	583	242	42
23	UTTARAKHAND	3,000	1,750	0	0
24	UTTAR PRADESH	32,000	18,666	1,274	7
25	WEST BENGAL	35,000	20,416	5,504	27
26	CHANDIGARH	5,000	2,916	0	0
<b>Grand Total</b>		<b>4,00,000</b>	<b>2,33,321</b>	<b>1,09,053</b>	<b>47</b>

**Very Good:(90% or above of targets)**

ARUNACHAL PRADESH, HARYANA, JHARKHAND, KARNATAKA, RAJASTHAN

**Poor:(Below 80% of targets)**

ANDHRA PRADESH, ASSAM, BIHAR, CHHATISGARH, DELHI, GUJARAT, KERALA, MADHYA PRADESH, MAHARASHTRA, MEGHALAYA, MIZORAM, NAGALAND, ORISSA, PUDUCHERRY, PUNJAB, TAMIL NADU, TRIPURA, UTTARAKHAND, UTTAR PRADESH, WEST BENGAL, CHANDIGARH

# Rural Areas- National Rural Drinking Water Programme (NRDWP)

Habitations covered (Partially Covered & Slipped back)

% Achievement of Target

During April-October, 2011

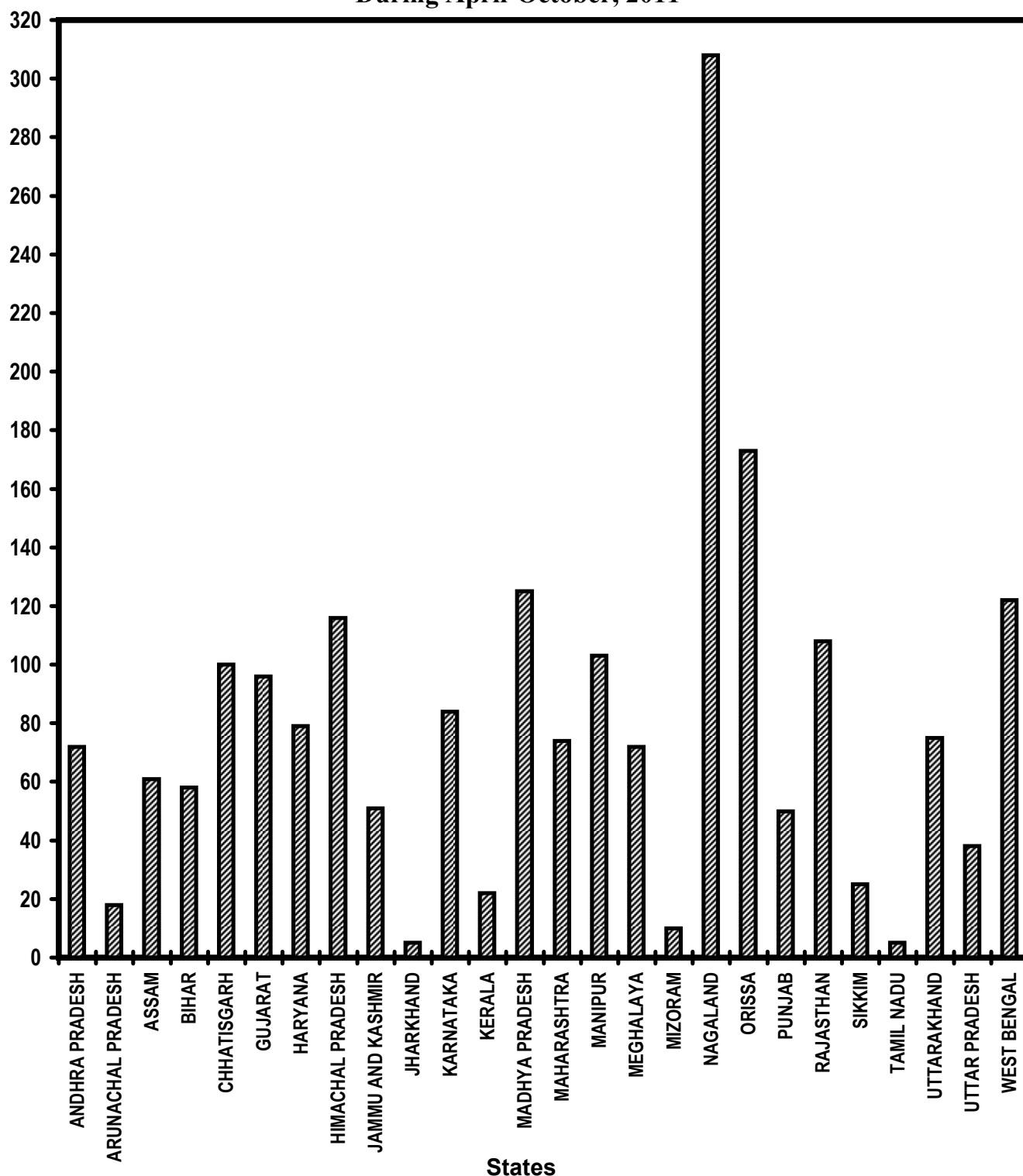


Table - 9(A)

**Rural Areas: National Rural Drinking Water Programme (NRDWP)**  
**Habitations covered (Partially covered & Slipped back)**  
**(Unit: Number)**

Sl. No.	State/UT Name	Target		Achievement * April,2011- October,2011	Percent Achievement April,2011- October,2011
		2011-2012	April,2011- October,2011		
(1)	(2)	(3)	(4)	(5)	(5)/(4)
1	ANDHRA PRADESH	5,433	2,172	1,556	72
2	ARUNACHAL PRADESH	300	120	21	18
3	ASSAM	2,915	1,165	706	61
4	BIHAR	9,435	3,773	2,201	58
5	CHHATISGARH	5,126	2,049	2,042	100
6	GUJARAT	720	288	276	96
7	HARYANA	839	333	262	79
8	HIMACHAL PRADESH	2,557	1,020	1,181	116
9	JAMMU AND KASHMIR	903	360	184	51
10	JHARKHAND	18,306	7,320	348	5
11	KARNATAKA	7,000	2,800	2,350	84
12	KERALA	667	264	58	22
13	MADHYA PRADESH	16,140	6,456	8,098	125
14	MAHARASHTRA	5,135	2,052	1,516	74
15	MANIPUR	326	129	133	103
16	MEGHALAYA	523	207	150	72
17	MIZORAM	125	49	5	10
18	NAGALAND	35	13	40	308
19	ORISSA	3,116	1,245	2,153	173
20	PUNJAB	1,608	642	318	50
21	RAJASTHAN	2,272	907	983	108
22	SIKKIM	200	80	20	25
23	TAMIL NADU	5,923	2,367	109	5
24	UTTARAKHAND	1,341	535	400	75
25	UTTAR PRADESH	22,500	9,000	3,450	38
26	WEST BENGAL	1,934	771	939	122
<b>Grand Total</b>		<b>1,15,379</b>	<b>46,117</b>	<b>29,499</b>	<b>64</b>

**Very Good:(90% or above of targets)**

CHHATISGARH, GUJARAT, HIMACHAL PRADESH, MADHYA PRADESH, MANIPUR, NAGALAND, ORISSA, RAJASTHAN, WEST BENGAL

**Good:(Between 80% to 90% targets)**

KARNATAKA

**Poor:(Below 80% of targets)**

ANDHRA PRADESH, ARUNACHAL PRADESH, ASSAM, BIHAR, HARYANA, JAMMU AND KASHMIR, JHARKHAND, KERALA, MAHARASHTRA, MEGHALAYA, MIZORAM, PUNJAB, SIKKIM, TAMIL NADU, UTTARAKHAND, UTTAR PRADESH

\* Achievement of some States/UTs have been reconciled with figure as supplied by from M/o Drinking Water and Sanitation

# Rural Areas- National Rural Drinking Water Programme (NRDWP)

## Coverage of Water Quality Affected Habitations

% Achievement of Target  
During April-October, 2011

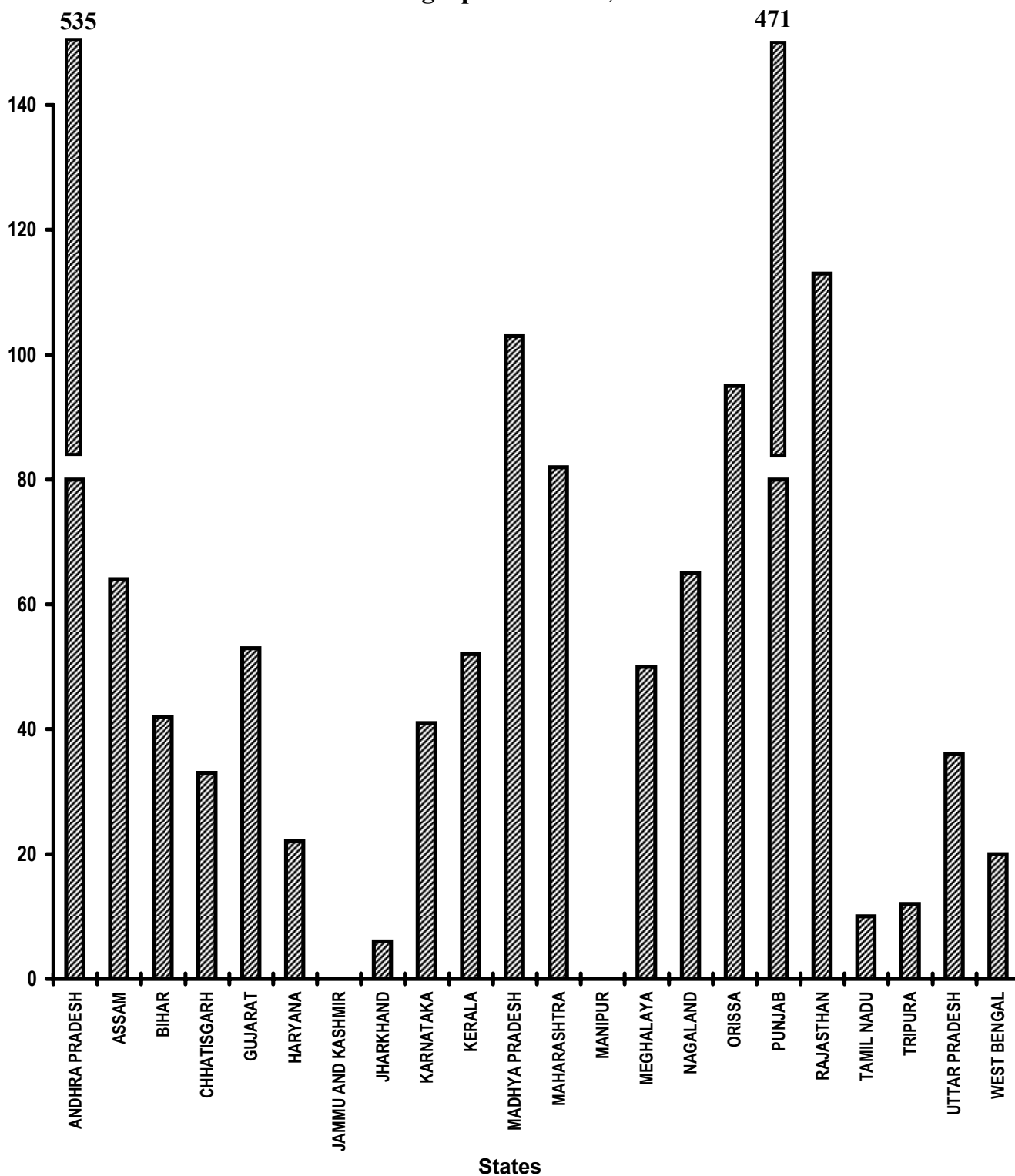


Table - 9(B)

**Rural Areas: National Rural Drinking Water Programme (NRDWP)**  
**Coverage of water quality affected habitations**  
**(Unit: Number)**

Sl. No.	State/UT Name	Target		Achievement *	Percent Achievement
		2011-2012	April,2011-October,2011	April,2011-October,2011	April,2011-October,2011
(1)	(2)	(3)	(4)	(5)	(5)/(4)
1	ANDHRA PRADESH	201	79	423	535
2	ASSAM	3,158	1,262	803	64
3	BIHAR	6,375	2,550	1,066	42
4	CHHATISGARH	3,283	1,311	428	33
5	GUJARAT	405	162	86	53
6	HARYANA	23	9	2	22
7	JAMMU AND KASHMIR	20	8	0	0
8	JHARKHAND	804	321	18	6
9	KARNATAKA	2,000	800	331	41
10	KERALA	157	60	31	52
11	MADHYA PRADESH	575	229	235	103
12	MAHARASHTRA	1,272	507	415	82
13	MANIPUR	4	2	0	0
14	MEGHALAYA	12	4	2	50
15	NAGALAND	50	20	13	65
16	ORISSA	1,609	642	608	95
17	PUNJAB	22	7	33	471
18	RAJASTHAN	3,801	1,519	1,714	113
19	TAMIL NADU	77	30	3	10
20	TRIPURA	982	391	48	12
21	UTTAR PRADESH	800	320	115	36
22	WEST BENGAL	4,160	1,664	326	20
<b>Grand Total</b>		<b>29,790</b>	<b>11,897</b>	<b>6,700</b>	<b>56</b>

**Very Good:(90% or above of targets)**

ANDHRA PRADESH, MADHYA PRADESH, ORISSA, PUNJAB, RAJASTHAN

**Good:(Between 80% to 90% targets)**

MAHARASHTRA

**Poor:(Below 80% of targets)**

ASSAM, BIHAR, CHHATISGARH, GUJARAT, HARYANA, JAMMU AND KASHMIR, JHARKHAND, KARNATAKA, KERALA, MANIPUR, MEGHALAYA, NAGALAND, TAMIL NADU, TRIPURA, UTTAR PRADESH, WEST BENGAL

\* Achievement of some States/UTs have been reconciled with figure as supplied by from M/o Drinking Water and Sanitation

**Table - 10**

**Sanitation Programme in Rural Areas  
(Unit: Number)**

		Individual Household latrines constructed (Number) April,2011- October,2011
Sl. No.	State/UT Name	
(1)	(2)	(3)
1	ANDHRA PRADESH	3,08,347
2	ARUNACHAL PRADESH	18,426
3	ASSAM	1,90,032
4	BIHAR	3,22,487
5	CHHATISGARH	34,969
6	DELHI	0
7	GOA	0
8	GUJARAT	1,51,928
9	HARYANA	68,023
10	HIMACHAL PRADESH	28,069
11	JAMMU AND KASHMIR	1,40,639
12	JHARKHAND	32,045
13	KARNATAKA	2,63,803
14	KERALA	0
15	MADHYA PRADESH	4,51,342
16	MAHARASHTRA	2,10,987
17	MANIPUR	13,594
18	MEGHALAYA	22,827
19	MIZORAM	2,109
20	NAGALAND	40,527
21	ORISSA	2,28,575
22	PUDUCHERRY	0
23	PUNJAB	0
24	RAJASTHAN	2,79,606
25	SIKKIM	0
26	TAMIL NADU	1,65,111
27	TRIPURA	20,150
28	UTTARAKHAND	65,483
29	UTTAR PRADESH	8,54,797
30	WEST BENGAL	3,59,566
31	ANDAMAN AND NICOBAR ISLANDS	0
32	CHANDIGARH	0
33	DADRA AND NAGAR HAVELI	0
34	DAMAN AND DIU	0
35	LAKSHADWEEP	0
<b>Grand Total</b>		<b>42,73,442</b>

**Table - 11**

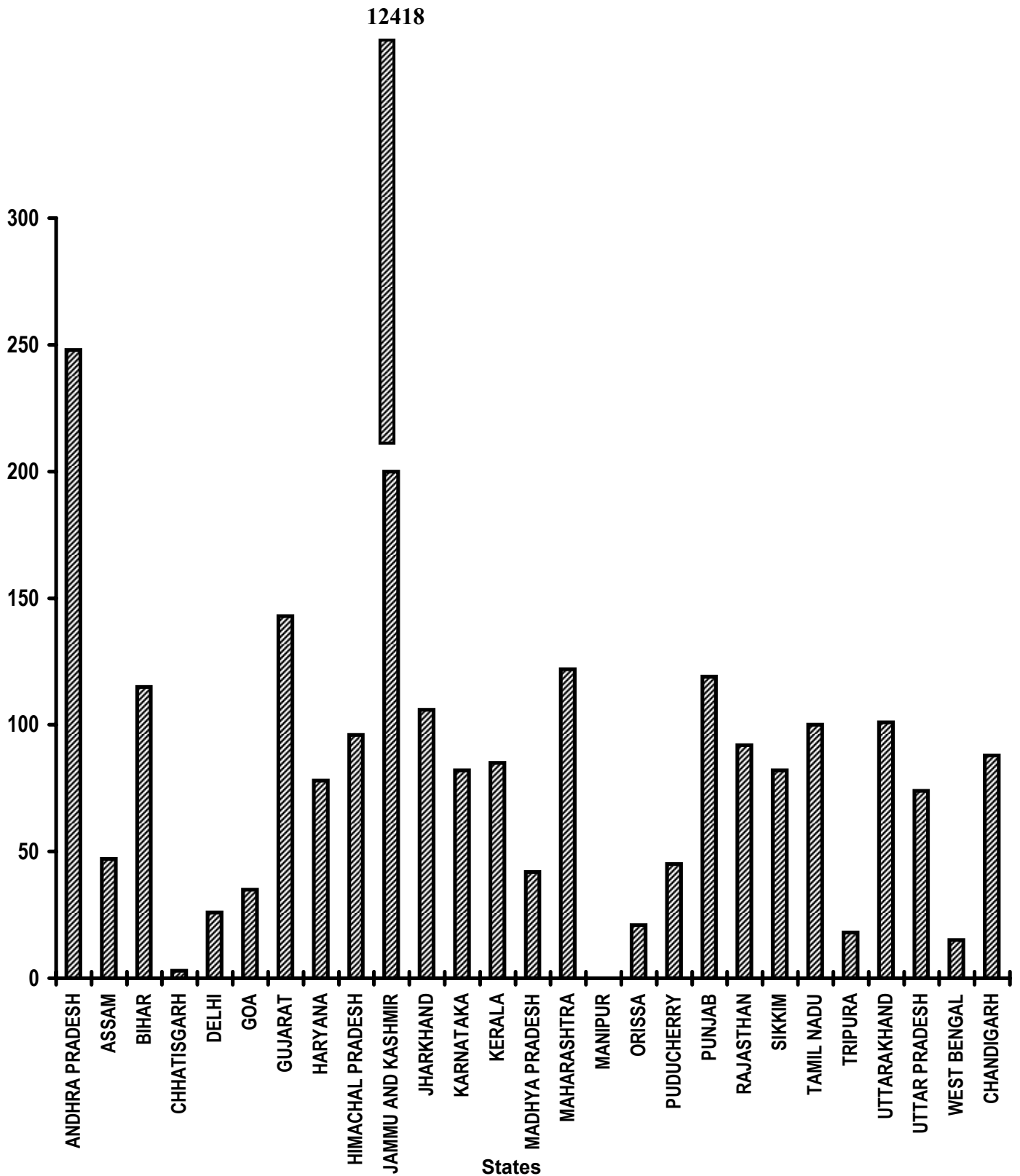
**Institutional Delivery  
(Unit: Number)**

Sl. State/UT No. Name		Delivery in institutions (Number) April,2011- October,2011
(1)	(2)	(3)
1	ANDHRA PRADESH	6,87,155
2	ARUNACHAL PRADESH	0
3	ASSAM	0
4	BIHAR	5,25,800
5	CHHATISGARH	2,14,799
6	DELHI	1,48,189
7	GOA	10,271
8	GUJARAT	6,26,858
9	HARYANA	1,43,544
10	HIMACHAL PRADESH	39,614
11	JAMMU AND KASHMIR	84,347
12	JHARKHAND	1,70,638
13	KARNATAKA	4,71,353
14	KERALA	2,18,431
15	MADHYA PRADESH	4,87,920
16	MAHARASHTRA	7,34,536
17	MANIPUR	11,544
18	MEGHALAYA	17,525
19	MIZORAM	0
20	NAGALAND	3,713
21	ORISSA	3,40,258
22	PUDUCHERRY	31,396
23	PUNJAB	2,25,075
24	RAJASTHAN	7,39,266
25	SIKKIM	3,950
26	TAMIL NADU	6,24,569
27	TRIPURA	11,987
28	UTTARAKHAND	50,659
29	UTTAR PRADESH	15,99,278
30	WEST BENGAL	0
31	ANDAMAN AND NICOBAR ISLANDS	3,086
32	CHANDIGARH	12,060
33	DADRA AND NAGAR HAVELI	715
34	DAMAN AND DIU	1,820
35	LAKSHADWEEP	655
<b>Grand Total</b>		<b>82,41,011</b>

# SC Families Assisted

% Achievement of Target

During April-October, 2011



States

Table - 12

**SC Families Assisted  
(Unit: Number)**

Sl. No.	State/UT Name	Target *		Achievement April,2011- October,2011	Percent Achievement April,2011- October,2011
		2011-2012	April,2011- October,2011		
(1)	(2)	(3)	(4)	(5)	(5)/(4)
1	ANDHRA PRADESH	4,50,000	2,62,500	6,51,739	248
2	ASSAM	44,000	25,662	12,016	47
3	BIHAR	2,55,000	1,48,750	1,70,337	115
4	CHHATISGARH	3,75,000	2,18,750	6,086	3
5	DELHI	5,000	2,912	743	26
6	GOA	550	315	111	35
7	GUJARAT	1,40,000	81,662	1,16,412	143
8	HARYANA	88,500	51,625	40,442	78
9	HIMACHAL PRADESH	58,000	33,833	32,524	96
10	JAMMU AND KASHMIR	1,100	637	79,104	12,418
11	JHARKHAND	5,50,000	3,20,831	3,39,230	106
12	KARNATAKA	5,00,000	2,91,662	2,39,516	82
13	KERALA	33,000	19,250	16,271	85
14	MADHYA PRADESH	2,43,000	1,41,750	60,187	42
15	MAHARASHTRA	1,54,000	89,831	1,09,398	122
16	MANIPUR	550	315	0	0
17	ORISSA	72,600	42,350	9,071	21
18	PUDUCHERRY	5,000	2,912	1,302	45
19	PUNJAB	88,000	51,331	61,042	119
20	RAJASTHAN	4,12,000	2,40,331	2,21,608	92
21	SIKKIM	2,200	1,281	1,052	82
22	TAMIL NADU	9,00,000	5,25,000	5,27,383	100
23	TRIPURA	22,000	12,831	2,332	18
24	UTTARAKHAND	7,000	4,081	4,130	101
25	UTTAR PRADESH	2,57,000	1,49,912	1,10,509	74
26	WEST BENGAL	1,10,000	64,162	9,472	15
27	CHANDIGARH	700	406	357	88
<b>Grand Total</b>		<b>47,74,200</b>	<b>27,84,882</b>	<b>28,22,374</b>	<b>101</b>

**Very Good:(90% or above of targets)**

ANDHRA PRADESH, BIHAR, GUJARAT, HIMACHAL PRADESH, JAMMU AND KASHMIR, JHARKHAND, MAHARASHTRA, PUNJAB, RAJASTHAN, TAMIL NADU, UTTARAKHAND

**Good:(Between 80% to 90% targets)**

KARNATAKA, KERALA, SIKKIM, CHANDIGARH

**Poor:(Below 80% of targets)**

ASSAM, CHHATISGARH, DELHI, GOA, HARYANA, MADHYA PRADESH, MANIPUR, ORISSA, PUDUCHERRY, TRIPURA, UTTAR PRADESH, WEST BENGAL

\* Targets of 2007-08 has been repeated provisionally for 2011-12.

# Universalization of ICDS Scheme

## ICDS Blocks Operational (Cumulative)

% Achievement of Target  
During April-October, 2011

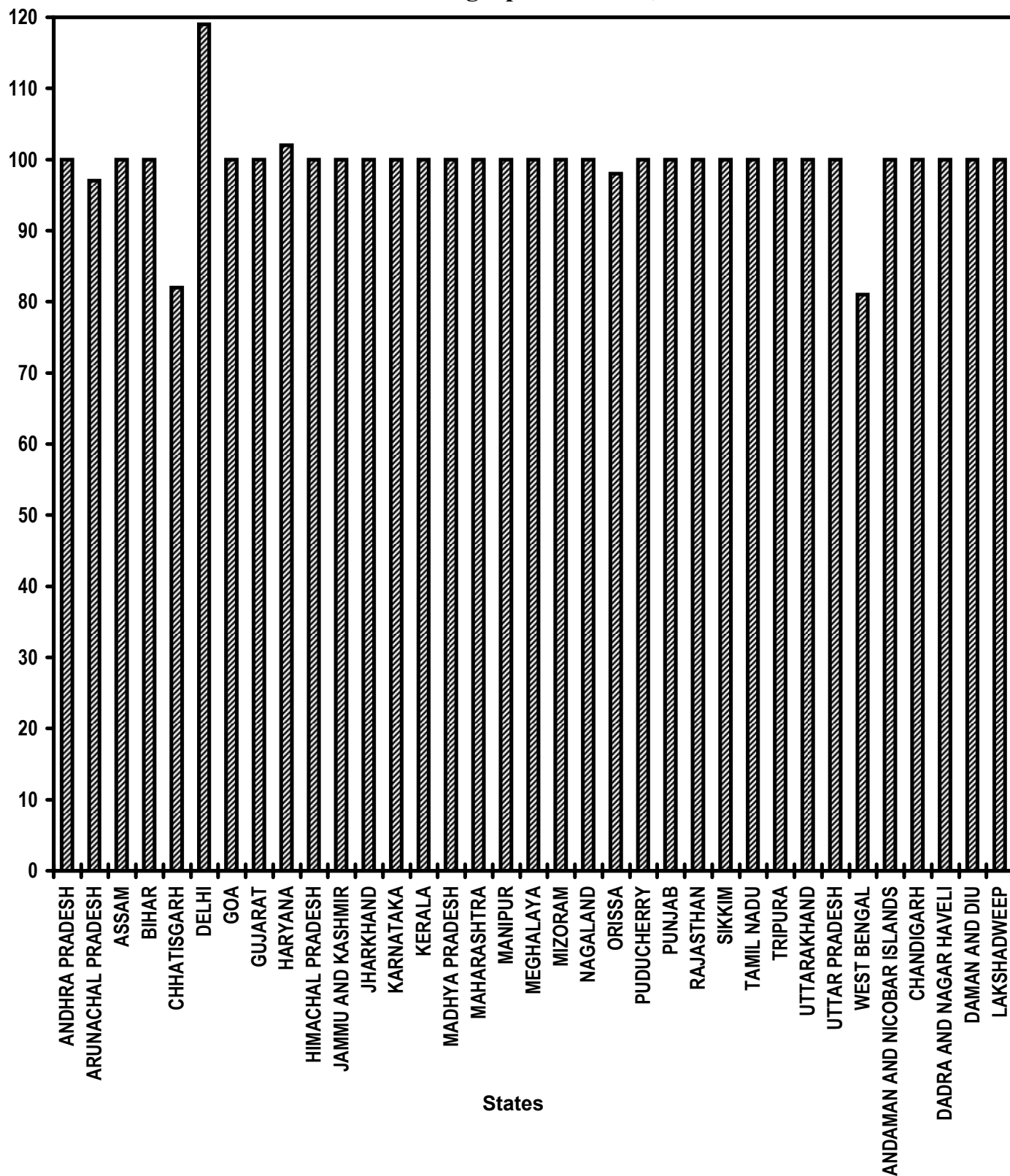


Table - 13

**Universalization of ICDS Scheme**  
**ICDS Blocks Operational (Cumulative)**  
**(Unit: Number)**

Sl. No.	State/UT Name	Target		Achievement April,2011-October,2011	Percent Achievement April,2011-October,2011
		2011-2012	April,2011-October,2011		
(1)	(2)	(3)	(4)	(5)	(5)/(4)
1	ANDHRA PRADESH	387	387	387	100
2	ARUNACHAL PRADESH	96	96	93	97
3	ASSAM	231	231	231	100
4	BIHAR	545	545	544	100
5	CHHATISGARH	198	198	163	82
6	DELHI	79	79	94	119
7	GOA	11	11	11	100
8	GUJARAT	336	336	336	100
9	HARYANA	145	145	148	102
10	HIMACHAL PRADESH	78	78	78	100
11	JAMMU AND KASHMIR	141	141	141	100
12	JHARKHAND	204	204	204	100
13	KARNATAKA	185	185	185	100
14	KERALA	258	258	258	100
15	MADHYA PRADESH	453	453	453	100
16	MAHARASHTRA	553	553	553	100
17	MANIPUR	42	42	42	100
18	MEGHALAYA	41	41	41	100
19	MIZORAM	27	27	27	100
20	NAGALAND	59	59	59	100
21	ORISSA	333	333	326	98
22	PUDUCHERRY	5	5	5	100
23	PUNJAB	154	154	154	100
24	RAJASTHAN	304	304	304	100
25	SIKKIM	13	13	13	100
26	TAMIL NADU	434	434	434	100
27	TRIPURA	56	56	56	100
28	UTTARAKHAND	105	105	105	100
29	UTTAR PRADESH	897	897	896	100
30	WEST BENGAL	512	512	414	81
31	ANDAMAN AND NICOBAR ISLANDS	5	5	5	100
32	CHANDIGARH	3	3	3	100
33	DADRA AND NAGAR HAVELI	2	2	2	100
34	DAMAN AND DIU	2	2	2	100
35	LAKSHADWEEP	6	6	6	100
<i>Grand Total</i>		6,900	6,900	6,773	98

**Very Good:(90% or above of targets)**

ANDHRA PRADESH, ARUNACHAL PRADESH, ASSAM, BIHAR, DELHI, GOA, GUJARAT, HARYANA, HIMACHAL PRADESH, JAMMU AND KASHMIR, JHARKHAND, KARNATAKA, KERALA, MADHYA PRADESH, MAHARASHTRA, MANIPUR, MEGHALAYA, MIZORAM, NAGALAND, ORISSA, PUDUCHERRY, PUNJAB, RAJASTHAN, SIKKIM, TAMIL NADU, TRIPURA, UTTARAKHAND, UTTAR PRADESH, ANDAMAN AND NICOBAR ISLANDS, CHANDIGARH, DADRA AND NAGAR HAVELI, DAMAN AND DIU, LAKSHADWEEP

**Good:(Between 80% to 90% targets)**

CHHATISGARH, WEST BENGAL

# Functional Anganwadis (Cumulative)

% Achievement of Target  
During April-October, 2011

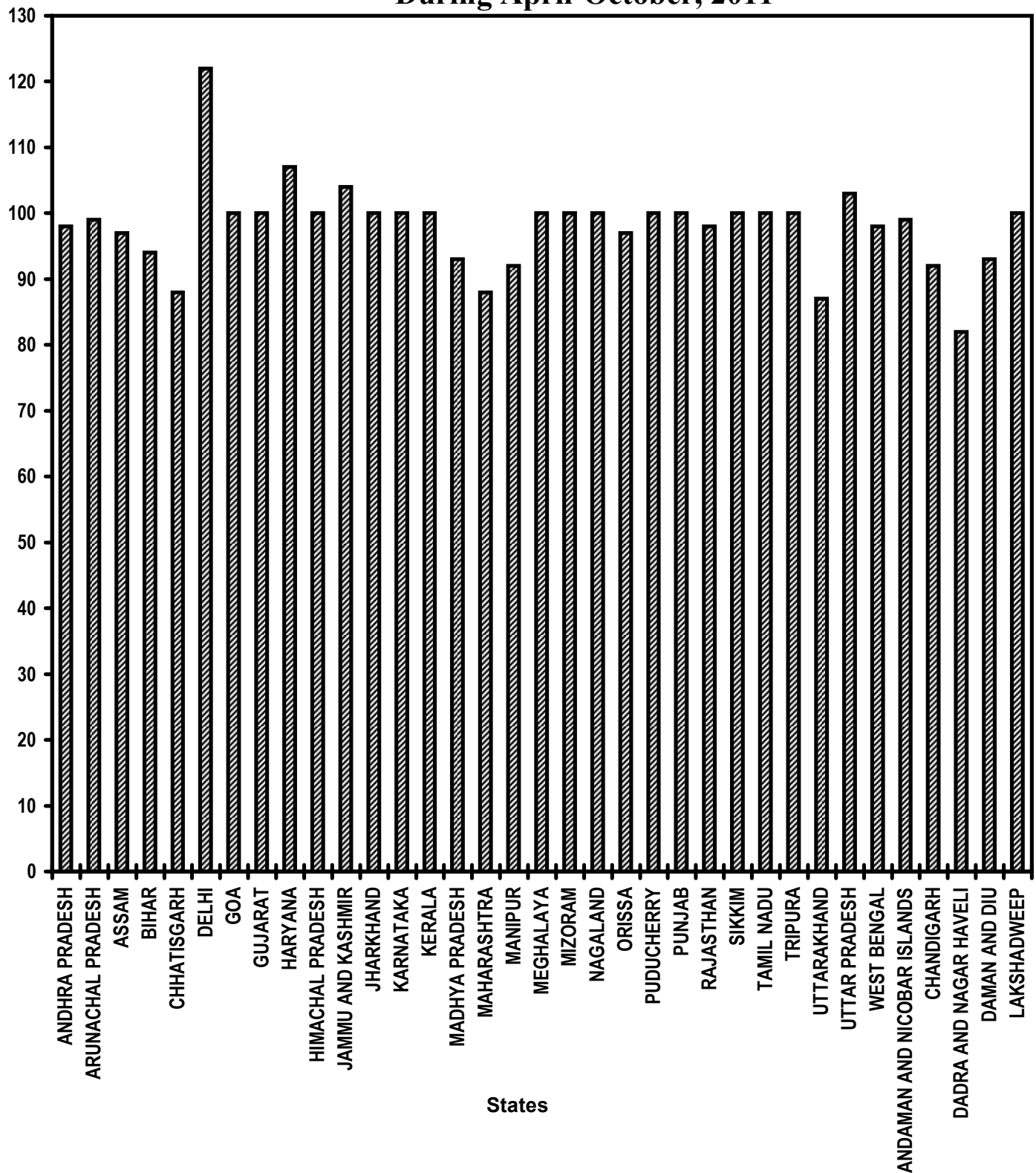


Table - 14

**Functional Anganwadis**  
**Anganwadis Functional (Cumulative)**  
**(Unit: Number)**

Sl. No.	State/UT Name	Target		Achievement April,2011-October,2011	Percent Achievement April,2011-October,2011
		2011-2012	April,2011-October,2011		
(1)	(2)	(3)	(4)	(5)	(5)/(4)
1	ANDHRA PRADESH	87,004	87,004	85,614	98
2	ARUNACHAL PRADESH	6,117	6,117	6,028	99
3	ASSAM	58,572	58,572	56,681	97
4	BIHAR	85,502	85,502	80,211	94
5	CHHATISGARH	50,501	50,501	44,351	88
6	DELHI	8,651	8,651	10,517	122
7	GOA	1,260	1,260	1,261	100
8	GUJARAT	49,935	49,935	50,131	100
9	HARYANA	23,247	23,247	24,988	107
10	HIMACHAL PRADESH	18,612	18,612	18,529	100
11	JAMMU AND KASHMIR	27,046	27,046	28,042	104
12	JHARKHAND	38,236	38,236	38,310	100
13	KARNATAKA	63,371	63,371	63,375	100
14	KERALA	33,066	33,066	33,081	100
15	MADHYA PRADESH	90,999	90,999	84,583	93
16	MAHARASHTRA	1,08,146	1,08,146	94,826	88
17	MANIPUR	10,615	10,615	9,795	92
18	MEGHALAYA	5,113	5,113	5,114	100
19	MIZORAM	1,980	1,980	1,980	100
20	NAGALAND	3,455	3,455	3,455	100
21	ORISSA	71,057	71,057	68,646	97
22	PUDUCHERRY	788	788	788	100
23	PUNJAB	26,656	26,656	26,656	100
24	RAJASTHAN	59,135	59,135	58,204	98
25	SIKKIM	1,200	1,200	1,199	100
26	TAMIL NADU	54,439	54,439	54,439	100
27	TRIPURA	9,906	9,906	9,906	100
28	UTTARAKHAND	19,223	19,223	16,718	87
29	UTTAR PRADESH	1,79,826	1,79,826	1,84,630	103
30	WEST BENGAL	1,13,999	1,13,999	1,11,724	98
31	ANDAMAN AND NICOBAR ISLANDS	707	707	697	99
32	CHANDIGARH	456	456	420	92
33	DADRA AND NAGAR HAVELI	267	267	219	82
34	DAMAN AND DIU	104	104	97	93
35	LAKSHADWEEP	107	107	107	100
<b>Grand Total</b>		<b>13,09,298</b>	<b>13,09,298</b>	<b>12,75,322</b>	<b>97</b>

**Very Good:(90% or above of targets)**

ANDHRA PRADESH, ARUNACHAL PRADESH, ASSAM, BIHAR, DELHI, GOA, GUJARAT, HARYANA, HIMACHAL PRADESH, JAMMU AND KASHMIR, JHARKHAND, KARNATAKA, KERALA, MADHYA PRADESH, MANIPUR, MEGHALAYA, MIZORAM, NAGALAND, ORISSA, PUDUCHERRY, PUNJAB, RAJASTHAN, SIKKIM, TAMIL NADU, TRIPURA, UTTAR PRADESH, WEST BENGAL, ANDAMAN AND NICOBAR ISLANDS, CHANDIGARH, DAMAN AND DIU, LAKSHADWEEP

**Good:(Between 80% to 90% targets)**

CHHATISGARH, MAHARASHTRA, UTTARAKHAND, DADRA AND NAGAR HAVELI

**No. of Urban poor families assisted  
under Seven Point Charter  
Poor Families Assisted  
% Achievement of Target  
During April-October, 2011**

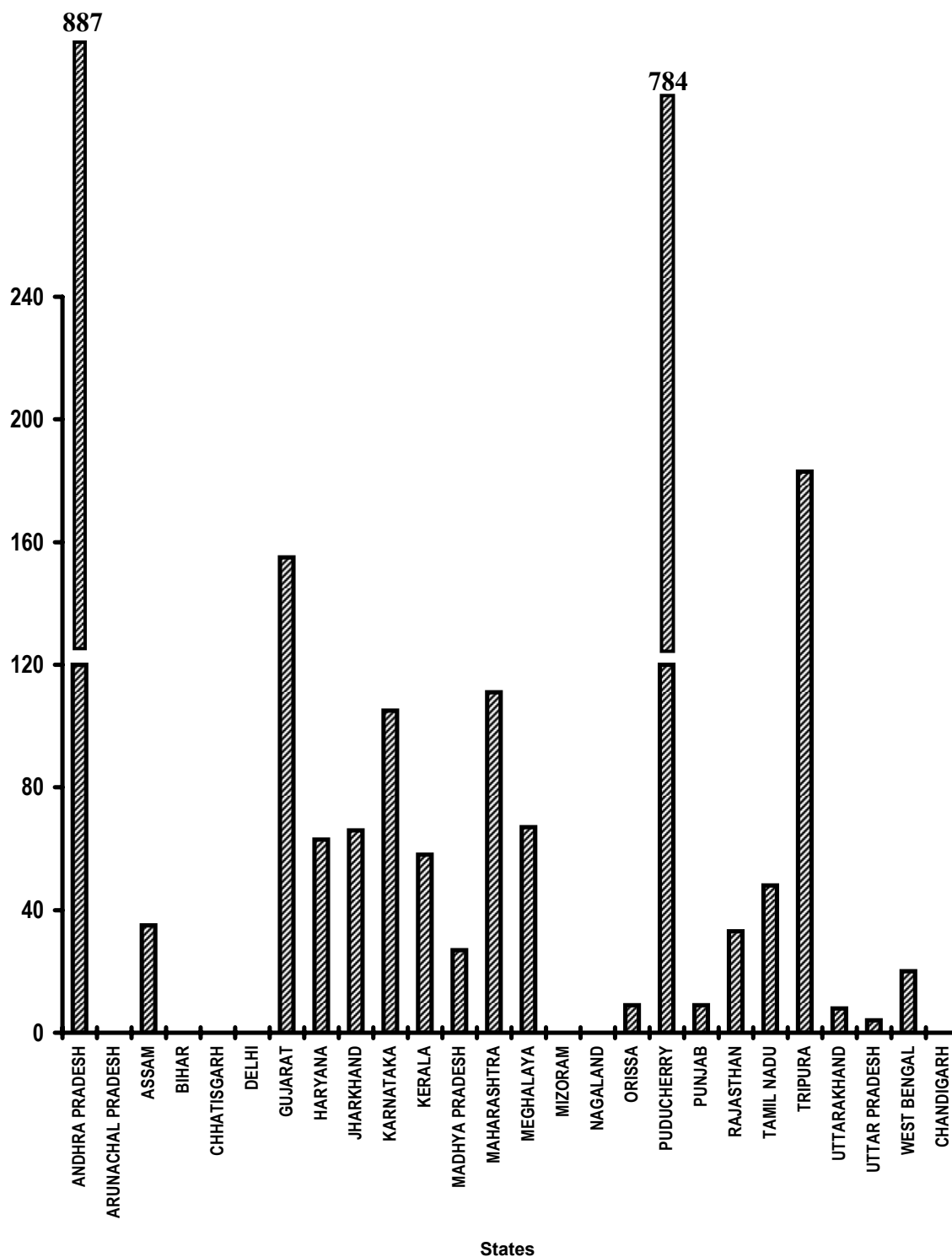


Table - 15

**No. of Urban poor families assisted under Seven Point Charter  
Poor Families Assisted  
(Unit: Number)**

Sl. No.	State/UT Name	Target		Achievement April,2011- October,2011	Percent Achievement April,2011- October,2011
		2011-2012	April,2011- October,2011		
(1)	(2)	(3)	(4)	(5)	(5)/(4)
1	ANDHRA PRADESH	60,000	35,000	3,10,513	887
2	ARUNACHAL PRADESH	375	219	0	0
3	ASSAM	6,000	3,500	1,222	35
4	BIHAR	12,000	7,000	0	0
5	CHHATISGARH	18,750	10,938	0	0
6	DELHI	30,000	17,500	0	0
7	GUJARAT	52,500	30,625	47,491	155
8	HARYANA	8,250	4,811	3,025	63
9	JHARKHAND	7,500	4,375	2,879	66
10	KARNATAKA	21,000	12,250	12,826	105
11	KERALA	22,500	13,125	7,560	58
12	MADHYA PRADESH	37,500	21,875	5,874	27
13	MAHARASHTRA	1,05,000	61,250	67,971	111
14	MEGHALAYA	900	525	353	67
15	MIZORAM	1,725	1,005	0	0
16	NAGALAND	3,000	1,750	0	0
17	ORISSA	8,700	5,075	432	9
18	PUDUCHERRY	1,800	1,050	8,230	784
19	PUNJAB	3,000	1,750	164	9
20	RAJASTHAN	33,000	19,250	6,341	33
21	TAMIL NADU	52,500	30,625	14,690	48
22	TRIPURA	1,500	875	1,597	183
23	UTTARAKHAND	4,500	2,625	207	8
24	UTTAR PRADESH	48,000	28,000	1,076	4
25	WEST BENGAL	52,500	30,625	6,059	20
26	CHANDIGARH	7,500	4,375	0	0
<b>Grand Total</b>		<b>6,00,000</b>	<b>3,49,998</b>	<b>4,98,510</b>	<b>142</b>

**Very Good:(90% or above of targets)**

ANDHRA PRADESH, GUJARAT, KARNATAKA, MAHARASHTRA, PUDUCHERRY, TRIPURA

**Poor:(Below 80% of targets)**

ARUNACHAL PRADESH, ASSAM, BIHAR, CHHATISGARH, DELHI, HARYANA, JHARKHAND, KERALA, MADHYA PRADESH, MEGHALAYA, MIZORAM, NAGALAND, ORISSA, PUNJAB, RAJASTHAN, TAMIL NADU, UTTARAKHAND, UTTAR PRADESH, WEST BENGAL, CHANDIGARH

# Afforestation (Public and Forest Lands)

## Area Covered under Plantation

% Achievement of Target  
During April-October, 2011

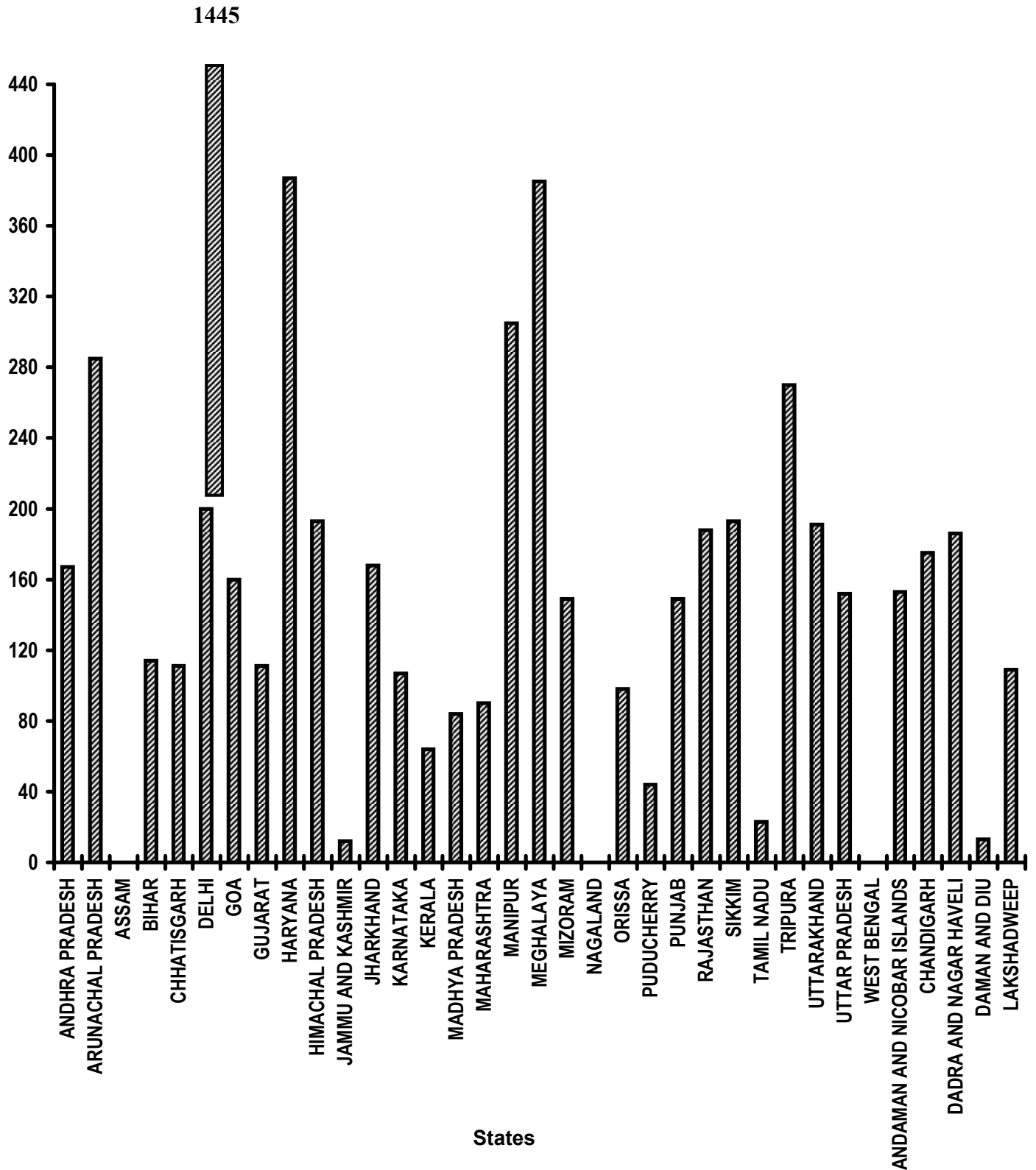


Table - 16(A)

**Afforestation ( Public and Forest Lands)**  
**Area Covered under Plantation**  
**(Unit: Hectares)**

Sl. No.	State/UT Name	Target		Achievement April,2011-October,2011	Percent Achievement April,2011-October,2011
		2011-2012	April,2011-October,2011		
(1)	(2)	(3)	(4)	(5)	(5)/(4)
1	ANDHRA PRADESH	3,12,000	1,82,000	3,04,295	167
2	ARUNACHAL PRADESH	6,500	3,791	10,817	285
3	ASSAM	9,500	5,541	0	0
4	BIHAR	25,000	14,583	16,569	114
5	CHHATISGARH	78,000	45,500	50,412	111
6	DELHI	105	60	867	1,445
7	GOA	500	291	465	160
8	GUJARAT	1,37,500	80,208	89,026	111
9	HARYANA	24,000	14,000	54,134	387
10	HIMACHAL PRADESH	20,000	11,666	22,525	193
11	JAMMU AND KASHMIR	28,000	16,331	1,992	12
12	JHARKHAND	30,000	17,500	29,439	168
13	KARNATAKA	1,00,000	58,331	62,699	107
14	KERALA	9,000	5,250	3,368	64
15	MADHYA PRADESH	2,10,000	1,22,500	1,03,012	84
16	MAHARASHTRA	1,80,000	1,05,000	94,555	90
17	MANIPUR	10,000	5,833	17,815	305
18	MEGHALAYA	2,500	1,458	5,608	385
19	MIZORAM	5,500	3,208	4,775	149
20	NAGALAND	5,000	2,916	0	0
21	ORISSA	2,15,000	1,25,416	1,23,433	98
22	PUDUCHERRY	75	43	19	44
23	PUNJAB	8,000	4,666	6,965	149
24	RAJASTHAN	60,000	35,000	65,832	188
25	SIKKIM	6,000	3,500	6,739	193
26	TAMIL NADU	1,18,500	69,125	15,795	23
27	TRIPURA	13,000	7,583	20,500	270
28	UTTARAKHAND	20,000	11,666	22,316	191
29	UTTAR PRADESH	90,000	52,500	79,589	152
30	WEST BENGAL	20,000	11,666	0	0
31	ANDAMAN AND NICOBAR ISLANDS	1,300	758	1,163	153
32	CHANDIGARH	300	175	306	175
33	DADRA AND NAGAR HAVELI	250	145	269	186
34	DAMAN AND DIU	30	16	2	12
35	LAKSHADWEEP	20	11	12	109
<b>Grand Total</b>		<b>17,45,580</b>	<b>10,18,237</b>	<b>12,15,313</b>	<b>119</b>

**Very Good:(90% or above of targets)**

ANDHRA PRADESH, ARUNACHAL PRADESH, BIHAR, CHHATISGARH, DELHI, GOA, GUJARAT, HARYANA, HIMACHAL PRADESH, JHARKHAND, KARNATAKA, MAHARASHTRA, MANIPUR, MEGHALAYA, MIZORAM, ORISSA, PUNJAB, RAJASTHAN, SIKKIM, TRIPURA, UTTARAKHAND, UTTAR PRADESH, ANDAMAN AND NICOBAR ISLANDS, CHANDIGARH, DADRA AND NAGAR HAVELI, LAKSHADWEEP

**Good:(Between 80% to 90% targets)**

MADHYA PRADESH

**Poor:(Below 80% of targets)**

ASSAM, JAMMU AND KASHMIR, KERALA, NAGALAND, PUDUCHERRY, TAMIL NADU, WEST BENGAL, DAMAN AND DIU

# Afforestation (Public and Forest Lands)

**Seedlings planted**  
**% Achievement of Target**  
**During April-October, 2011**

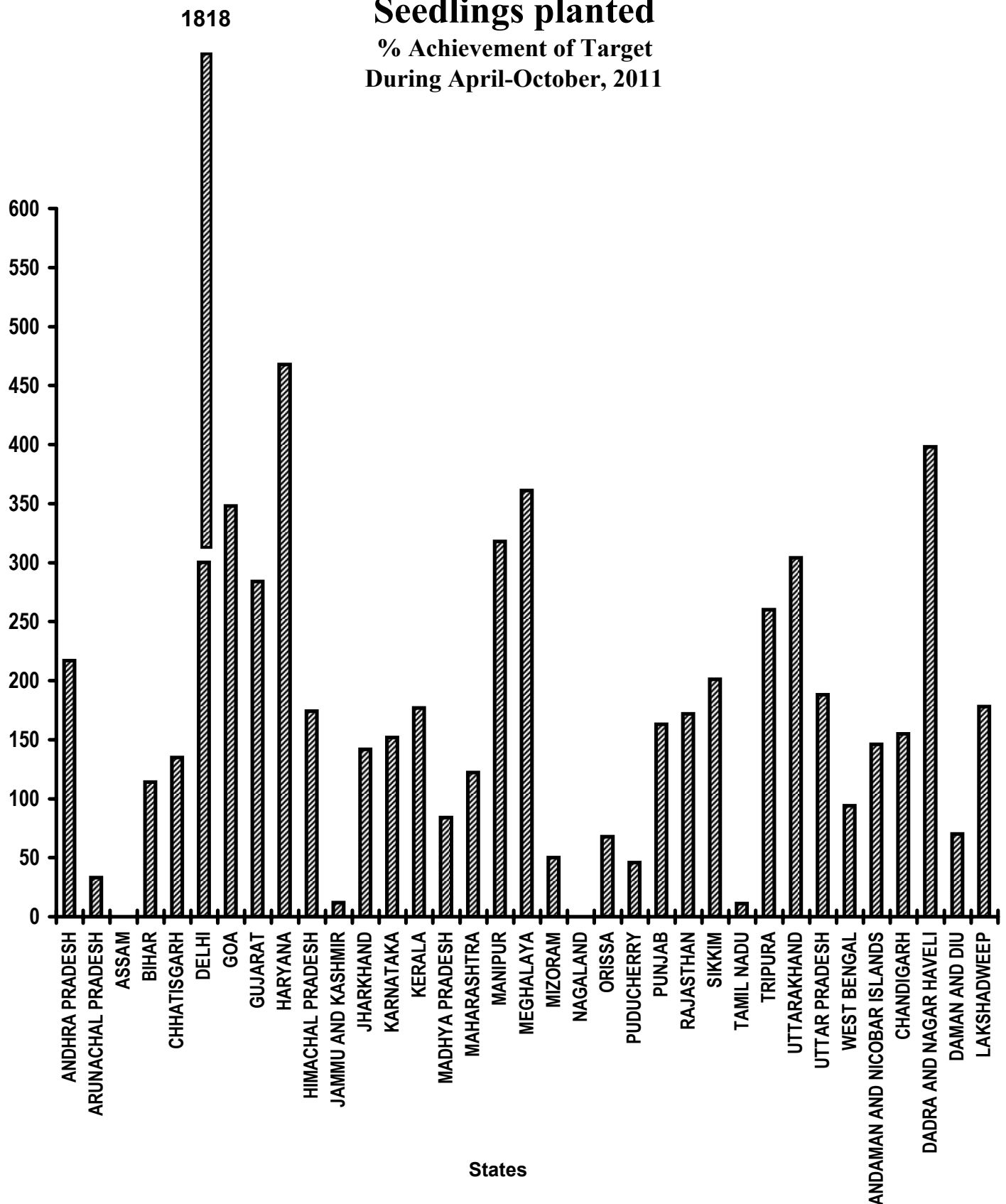


Table - 16(B)

**Afforestation ( Public and Forest Lands)**  
**Seedlings planted**  
**(Unit: Number)**

Sl. No.	State/UT Name	Target		Achievement April,2011-October,2011	Percent Achievement April,2011-October,2011
		2011-2012	April,2011-October,2011		
(1)	(2)	(3)	(4)	(5)	(5)/(4)
1	ANDHRA PRADESH	20,28,00,000	11,83,00,000	25,70,00,000	217
2	ARUNACHAL PRADESH	42,25,000	24,64,583	8,07,313	33
3	ASSAM	61,75,000	36,02,083	0	0
4	BIHAR	1,62,50,000	94,79,166	1,07,70,000	114
5	CHHATISGARH	5,07,00,000	2,95,75,000	4,00,71,000	135
6	DELHI	68,000	39,666	7,21,000	1,818
7	GOA	3,25,000	1,89,583	6,60,000	348
8	GUJARAT	8,93,75,000	5,21,35,416	14,80,84,000	284
9	HARYANA	1,56,00,000	91,00,000	4,26,00,000	468
10	HIMACHAL PRADESH	1,30,00,000	75,83,333	1,32,20,000	174
11	JAMMU AND KASHMIR	1,82,00,000	1,06,16,669	12,94,334	12
12	JHARKHAND	1,95,00,000	1,13,75,000	1,61,06,125	142
13	KARNATAKA	6,50,00,000	3,79,16,669	5,75,41,000	152
14	KERALA	58,50,000	34,12,500	60,55,384	177
15	MADHYA PRADESH	13,65,00,000	7,96,25,000	6,69,58,000	84
16	MAHARASHTRA	11,70,00,000	6,82,50,000	8,35,95,000	122
17	MANIPUR	65,00,000	37,91,666	1,20,62,147	318
18	MEGHALAYA	16,25,000	9,47,916	34,21,438	361
19	MIZORAM	35,75,000	20,85,416	10,48,345	50
20	NAGALAND	32,50,000	18,95,833	0	0
21	ORISSA	13,97,50,000	8,15,20,833	5,58,13,645	68
22	PUDUCHERRY	49,000	28,583	13,110	46
23	PUNJAB	52,00,000	30,33,333	49,43,000	163
24	RAJASTHAN	3,00,00,000	1,75,00,000	3,01,00,000	172
25	SIKKIM	39,00,000	22,75,000	45,68,005	201
26	TAMIL NADU	7,70,25,000	4,49,31,250	50,07,378	11
27	TRIPURA	84,50,000	49,29,166	1,28,00,000	260
28	UTTARAKHAND	1,30,00,000	75,83,333	2,30,34,000	304
29	UTTAR PRADESH	5,85,00,000	3,41,25,000	6,41,00,834	188
30	WEST BENGAL	1,30,00,000	75,83,333	71,52,000	94
31	ANDAMAN AND NICOBAR ISLANDS	8,45,000	4,92,916	7,19,981	146
32	CHANDIGARH	1,95,000	1,13,750	1,76,582	155
33	DADRA AND NAGAR HAVELI	1,63,000	95,083	3,78,000	398
34	DAMAN AND DIU	20,000	11,669	8,141	70
35	LAKSHADWEEP	13,000	7,583	13,519	178
<b>Grand Total</b>		<b>1,12,56,28,000</b>	<b>65,66,16,331</b>	<b>97,08,43,281</b>	<b>148</b>

**Very Good:(90% or above of targets)**

ANDHRA PRADESH, BIHAR, CHHATISGARH, DELHI, GOA, GUJARAT, HARYANA, HIMACHAL PRADESH, JHARKHAND, KARNATAKA, KERALA, MAHARASHTRA, MANIPUR, MEGHALAYA, PUNJAB, RAJASTHAN, SIKKIM, TRIPURA, UTTARAKHAND, UTTAR PRADESH, WEST BENGAL, ANDAMAN AND NICOBAR ISLANDS, CHANDIGARH, DADRA AND NAGAR HAVELI, LAKSHADWEEP

**Good:(Between 80% to 90% targets)**

MADHYA PRADESH

**Poor:(Below 80% of targets)**

ARUNACHAL PRADESH, ASSAM, JAMMU AND KASHMIR, MIZORAM, NAGALAND, ORISSA, PUDUCHERRY, TAMIL NADU, DAMAN AND DIU

# Rural Roads - PMGSY

## Length of Road Constructed

% Achievement of Target

During April-October, 2011

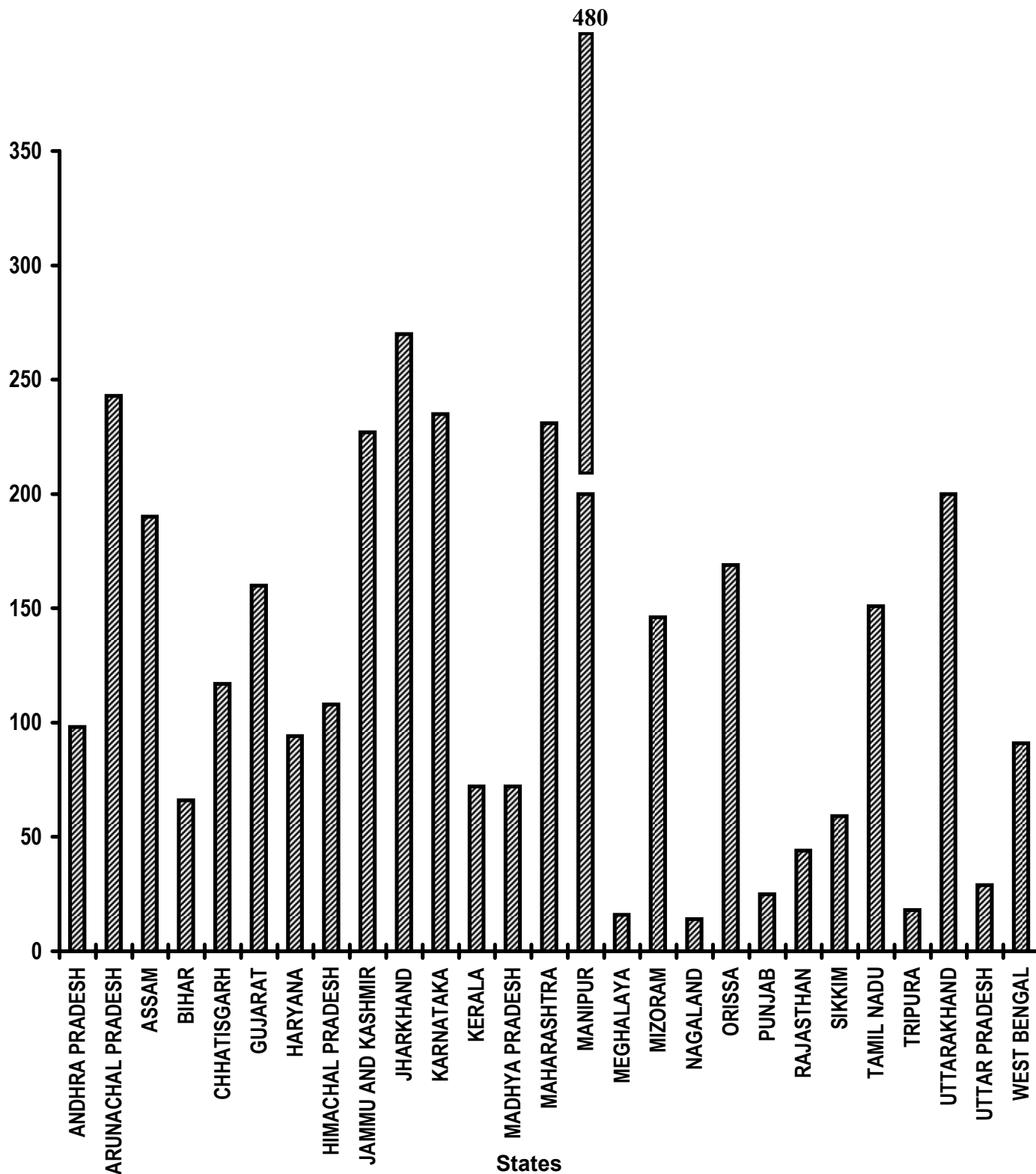


Table - 17

**Rural Roads - PMGSY**  
**Length of Road Constructed**  
**(Unit: Kilometer)**

Sl. No.	State/UT Name	Target		Achievement April,2011-October,2011	Percent Achievement April,2011-October,2011
		2011-2012	April,2011-October,2011		
(1)	(2)	(3)	(4)	(5)	(5)/(4)
1	ANDHRA PRADESH	1,925	705	689	98
2	ARUNACHAL PRADESH	196	72	175 *	243
3	ASSAM	1,224	449	854	190
4	BIHAR	6,000	2,200	1,443	66
5	CHHATISGARH	1,500	550	645	117
6	GUJARAT	728	267	426	160
7	HARYANA	292	107	101	94
8	HIMACHAL PRADESH	750	275	297	108
9	JAMMU AND KASHMIR	750	275	625	227
10	JHARKHAND	1,005	368	992	270
11	KARNATAKA	1,204	441	1,035	235
12	KERALA	446	163	118	72
13	MADHYA PRADESH	3,719	1,364	976	72
14	MAHARASHTRA	1,700	623	1,441	231
15	MANIPUR	150	55	264	480
16	MEGHALAYA	100	37	6	16
17	MIZORAM	100	37	54	146
18	NAGALAND	200	74	10	14
19	ORISSA	2,400	880	1,484	169
20	PUNJAB	593	218	55	25
21	RAJASTHAN	1,795	659	290	44
22	SIKKIM	154	56	33	59
23	TAMIL NADU	1,058	389	589	151
24	TRIPURA	314	115	@ 21	18
25	UTTARAKHAND	350	129	258	200
26	UTTAR PRADESH	3,000	1,100	318	29
27	WEST BENGAL	1,347	494	451	91
<b>Grand Total</b>		<b>33,000</b>	<b>12,102</b>	<b>13,650</b>	<b>113</b>

**Very Good:(90% or above of targets)**

ANDHRA PRADESH, ARUNACHAL PRADESH, ASSAM, CHHATISGARH, GUJARAT, HARYANA, HIMACHAL PRADESH, JAMMU AND KASHMIR, JHARKHAND, KARNATAKA, MAHARASHTRA, MANIPUR, MIZORAM, ORISSA, TAMIL NADU, UTTARAKHAND, WEST BENGAL

**Poor:(Below 80% of targets)**

BIHAR, KERALA, MADHYA PRADESH, MEGHALAYA, NAGALAND, PUNJAB, RAJASTHAN, SIKKIM, TRIPURA, UTTAR PRADESH

\* Figures furnished by M/o Rural Development

@ : Previous month's figure repeated due to non-availability of current data

# Rajiv Gandhi

## Grameen Vidyutikaran Yojana-RGGVY

Villages electrified  
% Achievement of Target  
During April-October, 2011

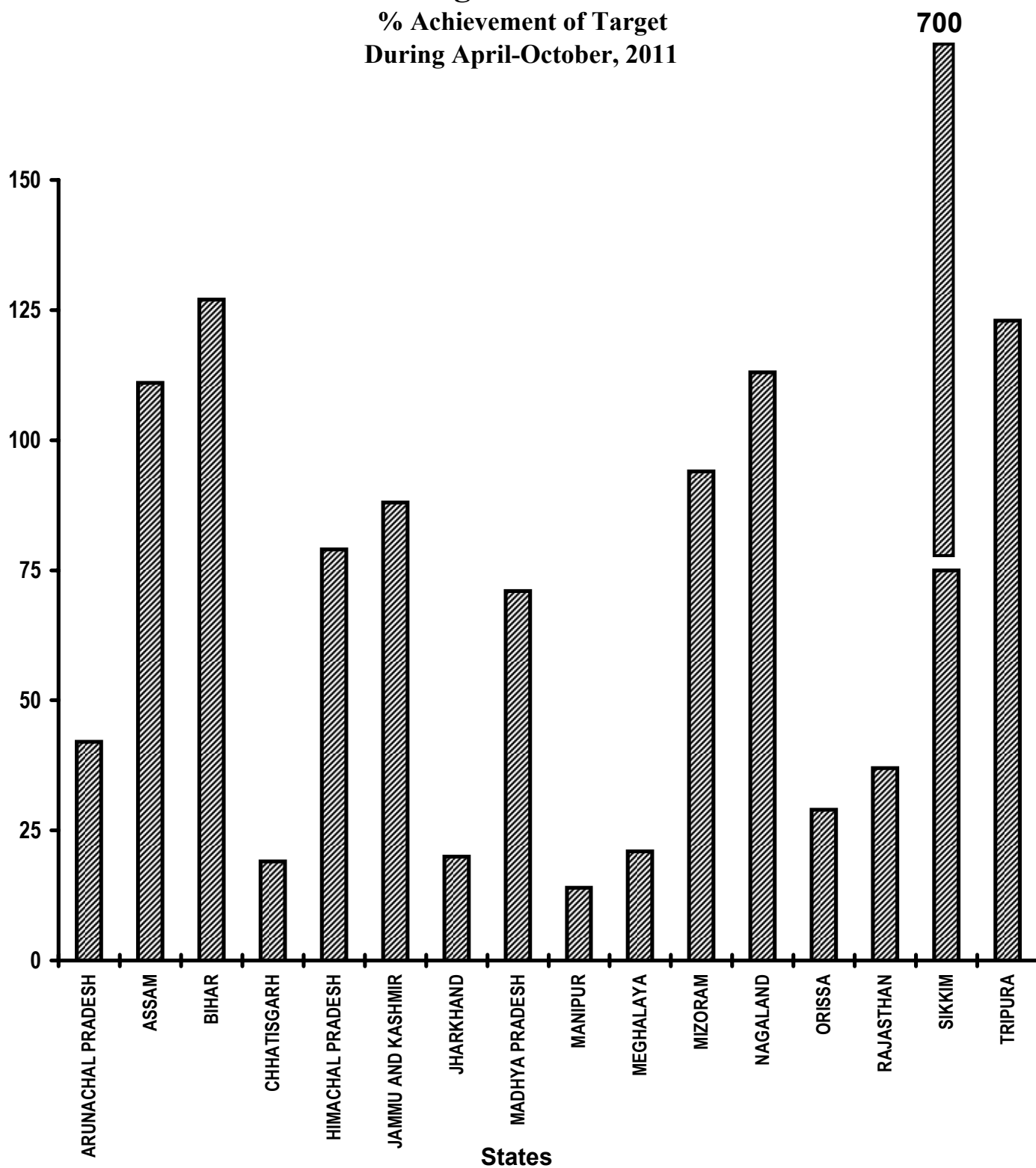


Table - 18

**Rajiv Gandhi Grameen Vidyutikaran Yojana**  
**Villages electrified**  
**(Unit: Number)**

Sl. No.	State/UT Name	Target		Achievement April,2011-October,2011	Percent Achievement April,2011-October,2011
		2011-2012	April,2011-October,2011		
(1)	(2)	(3)	(4)	(5)	(5)/(4)
1	ARUNACHAL PRADESH	1,450	626	264 *	42
2	ASSAM	2,062	893	994	111
3	BIHAR	2,230	968	# 1227	127
4	CHHATISGARH	901	396	# 75	19
5	HIMACHAL PRADESH	54	19	15	79
6	JAMMU AND KASHMIR	136	59	52	88
7	JHARKHAND	2,141	926	189 *	20
8	MADHYA PRADESH	492	213	152 *	71
9	MANIPUR	591	256	# 36	14
10	MEGHALAYA	1,616	700	146	21
11	MIZORAM	81	35	33 *	94
12	NAGALAND	38	16	18*	112
13	ORISSA	2,174	956	281	29
14	RAJASTHAN	418	178	66	37
15	SIKKIM	5	1	7	700
16	TRIPURA	82	35	# 43	123
<b>Grand Total</b>		<b>14,471</b>	<b>6,277</b>	<b>3,598</b>	<b>57</b>

**Very Good:(90% or above of targets)**

ASSAM, BIHAR, MIZORAM, NAGALAND, SIKKIM, TRIPURA

**Good:(Between 80% to 90% targets)**

JAMMU AND KASHMIR

**Poor:(Below 80% of targets)**

ARUNACHAL PRADESH, CHHATISGARH, HIMACHAL PRADESH, JHARKHAND, MADHYA PRADESH, MANIPUR, MEGHALAYA, ORISSA, RAJASTHAN

\* Figures taken from MIS of RGGVY (M/o Power)

# Previous month's figure repeated due to wide variation

# Energising Pump sets

## Pumps sets energized

% Achievement of Target  
During April-October, 2011

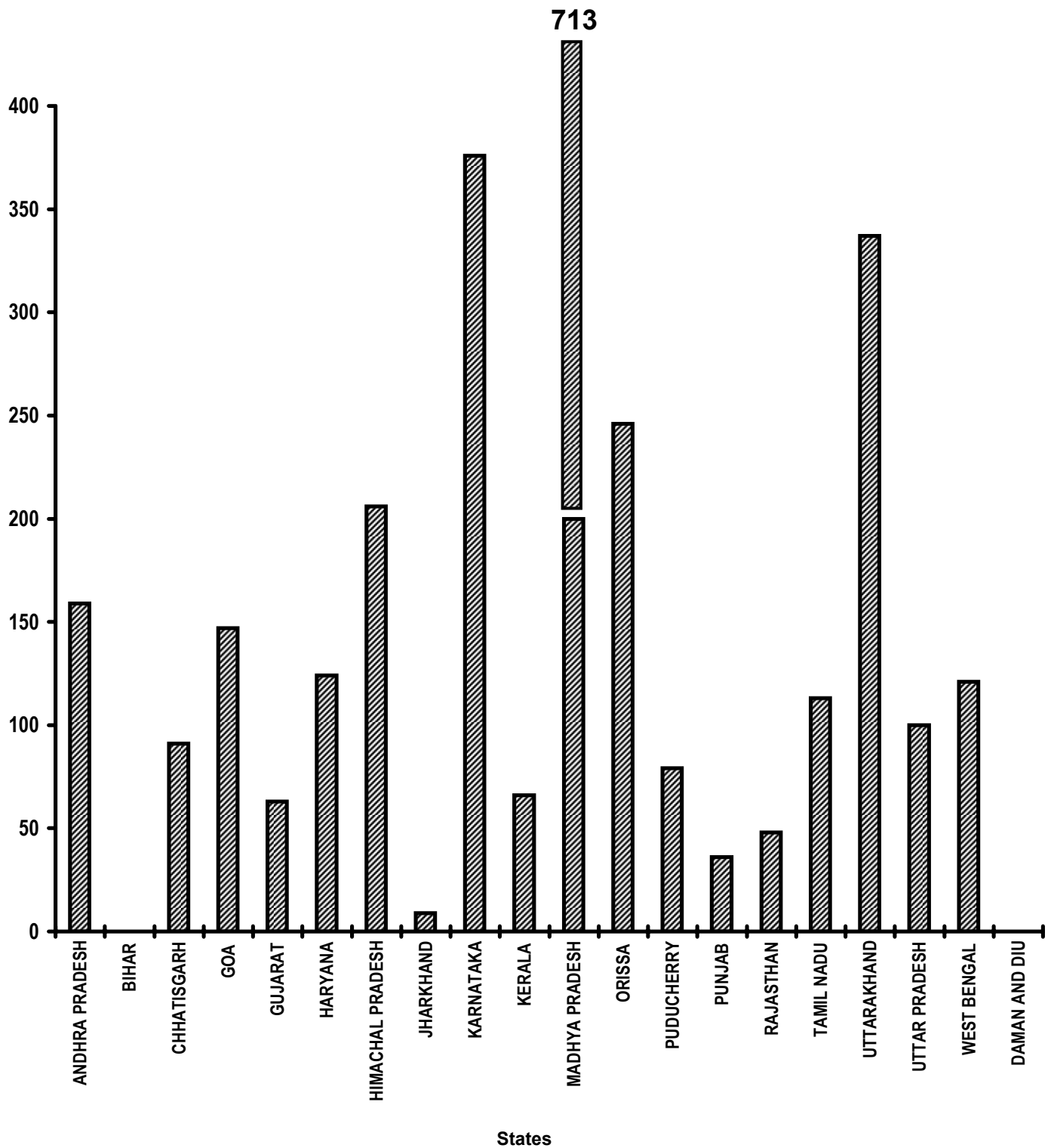


Table - 19

**Energising pump sets**  
**Pumps sets energized**  
**(Unit: Number)**

Sl. No.	State/UT Name	Target		Achievement April,2011- October,2011	Percent Achievement April,2011- October,2011
		2011-2012	April,2011- October,2011		
(1)	(2)	(3)	(4)	(5)	(5)/(4)
1	ANDHRA PRADESH	50,000	29,166	46,374	159
2	BIHAR	2,764	1,612	0	0
3	CHHATISGARH	20,000	11,666	10,560	91
4	GOA	100	58	85	147
5	GUJARAT	25,000	14,583	9,203	63
6	HARYANA	19,000	11,083	13,703	124
7	HIMACHAL PRADESH *	760	441	907	206
8	JHARKHAND	22,000	12,833	1,092	9
9	KARNATAKA *	25,400	14,816	55,775	376
10	KERALA	12,000	7,000	4,643	66
11	MADHYA PRADESH	17,237	10,054	71,667	713
12	ORISSA	1,190	693	1,702	246
13	PUDUCHERRY	25	14	11	79
14	PUNJAB *	60,000	35,000	12,590	36
15	RAJASTHAN	45,000	26,250	12,649	48
16	TAMIL NADU	15,000	8,750	9,931	113
17	UTTARAKHAND *	350	203	684	337
18	UTTAR PRADESH	22,058	12,866	12,915	100
19	WEST BENGAL *	422	245	296	121
20	DAMAN AND DIU	25	14	0	0
<b>Grand Total</b>		<b>3,38,331</b>	<b>1,97,347</b>	<b>2,64,787</b>	<b>134</b>

**Very Good:(90% or above of targets)**

ANDHRA PRADESH, CHHATISGARH, GOA, HARYANA, HIMACHAL PRADESH, KARNATAKA, MADHYA PRADESH, ORISSA, TAMIL NADU, UTTARAKHAND, UTTAR PRADESH, WEST BENGAL

**Poor:(Below 80% of targets)**

BIHAR, GUJARAT, JHARKHAND, KERALA, PUDUCHERRY, PUNJAB, RAJASTHAN, DAMAN AND DIU

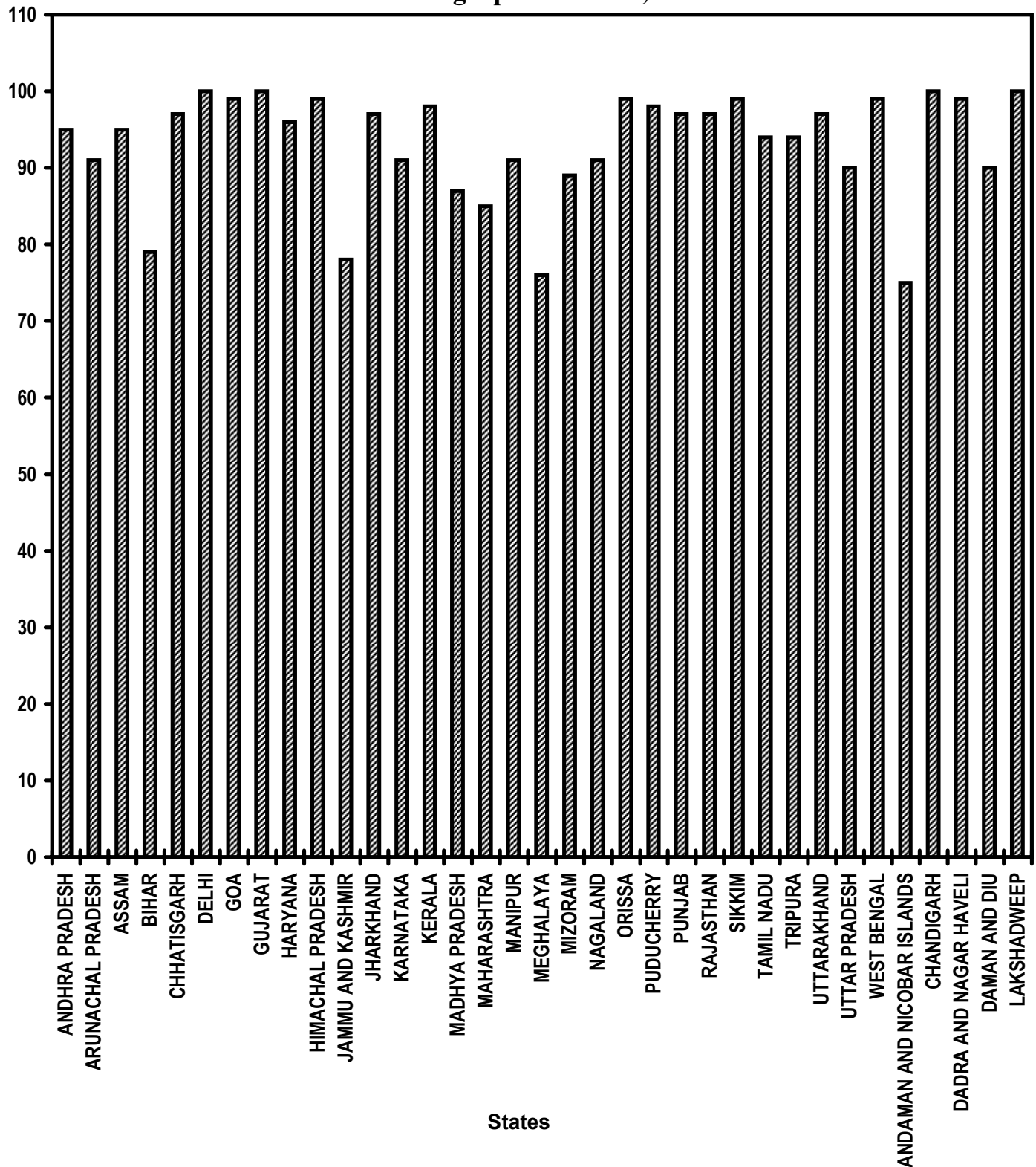
\* Previous figures 2010-11 repeated due to non-availability of fresh targets from concerned nodal Ministry.

# Supply of Electricity

## Electricity supplied

% Achievement of Target

During April-October, 2011



**Table - 20**  
**Supply of Electricity**

Sl. No.	State/UT Name	Electricity demanded (Million Units) April,2011- October,2011	Electricity supplied (Million Units) April,2011- October,2011	Shortage observed (Million Units) April,2011- October,2011	Percentage of Electricity Supplied
(1)	(2)	(3)	(4)	(5)	(6)
1	ANDHRA PRADESH	51,503	48,984	2,519	95
2	ARUNACHAL PRADESH	335	305	30	91
3	ASSAM	3,725	3,521	204	95
4	BIHAR	8,172	6,416	1,756	79
5	CHHATISGARH	8,551	8,335	216	97
6	DELHI	17,833	17,783	50	100
7	GOA	1,772	1,756	16	99
8	GUJARAT	42,686	42,532	154	100
9	HARYANA	22,840	22,019	821	96
10	HIMACHAL PRADESH	4,675	4,644	31	99
11	JAMMU AND KASHMIR	7,655	5,942	1,713	78
12	JHARKHAND	3,509	3,413	96	97
13	KARNATAKA	32,438	29,545	2,893	91
14	KERALA	11,210	10,997	213	98
15	MADHYA PRADESH	24,474	21,202	3,272	87
16	MAHARASHTRA	78,041	66,049	11,992	85
17	MANIPUR	328	298	30	91
18	MEGHALAYA	1,146	870	276	76
19	MIZORAM	221	196	25	89
20	NAGALAND	356	323	33	91
21	ORISSA	13,424	13,335	89	99
22	PUDUCHERRY	1,333	1,312	21	98
23	PUNJAB	30,591	29,701	890	97
24	RAJASTHAN	26,966	26,177	789	97
25	SIKKIM	200	197	3	98
26	TAMIL NADU	50,826	47,923	2,903	94
27	TRIPURA	577	544	33	94
28	UTTARAKHAND	6,095	5,895	200	97
29	UTTAR PRADESH	47,263	42,488	4,775	90
30	WEST BENGAL	23,616	23,416	200	99
31	ANDAMAN AND NICOBAR ISLANDS	140	105	35	75
32	CHANDIGARH	1,036	1,035	1	100
33	DADRA AND NAGAR HAVELI	2,570	2,549	21	99
34	DAMAN AND DIU	1,278	1,146	132	90
35	LAKSHADWEEP	22	22	0	100
<b>Grand Total</b>		<b>5,27,407</b>	<b>4,90,975</b>	<b>36,432</b>	<b>93</b>

**Very Good:(90% or above of targets)**

ANDHRA PRADESH, ARUNACHAL PRADESH, ASSAM, CHHATISGARH, DELHI, GOA, GUJARAT, HARYANA, HIMACHAL PRADESH, JHARKHAND, KARNATAKA, KERALA, MANIPUR, NAGALAND, ORISSA, PUDUCHERRY, PUNJAB, RAJASTHAN, SIKKIM, TAMIL NADU, TRIPURA, UTTARAKHAND, UTTAR PRADESH, WEST BENGAL, CHANDIGARH, DADRA AND NAGAR HAVELI, DAMAN AND DIU, LAKSHADWEEP

**Good:(Between 80% to 90% targets)**

MADHYA PRADESH, MAHARASHTRA, MIZORAM

**Poor:(Below 80% of targets)**

BIHAR, JAMMU AND KASHMIR, MEGHALAYA, ANDAMAN AND NICOBAR ISLANDS

**LIST OF ITEMS COVERED UNDER (TPP) - 2006**

<b>Point No.</b>	<b>Item No.</b>	<b>Name of the Points/Items</b>
<b>I.</b>		<b>Garibi Hatao [Poverty Eradication]</b>
		<b>Rural Areas</b>
	<b>1.</b>	Employment generation under the <i>Mahatma Gandhi National Rural Employment Guarantee Act (MGNREGA)</i>
	<b>2.</b>	Swaranjayanti Gram Swarajgar Yojana (SGSY)
	<b>3.</b>	Rural Business Hubs in Partnership with Panchayats
	<b>4.</b>	Self help Groups
		<b>Urban Areas</b>
	<b>5.</b>	Swaranjayanti Shehari Rojgar Yojana
<b>II.</b>		<b>Jan Shakti (Power to People)</b>
	<b>6.</b>	Local Self Government (Panchayati Raj and Urban Local Bodies) <ul style="list-style-type: none"> <li>- Activity Mapping for devolution of functions</li> <li>- Budget Flow of Funds</li> <li>- Assignment of Functionaries</li> </ul>
	<b>7.</b>	Quick and Inexpensive Justice – Gram Nyayalayas and Nyaya Panchayats.
	<b>8.</b>	District Planning Committees.
<b>III.</b>		<b>Kisan Mitra [Support to Farmers]</b>
	<b>9.</b>	Water shed development
	<b>10.</b>	Marketing and infrastructural support to farmers
	<b>11.</b>	Irrigation facilities (including minor and micro irrigation) for agriculture
	<b>12.</b>	Credit to farmers
	<b>13.</b>	Distribution of waste land to the landless
<b>IV.</b>		<b>Shramik Kalyan [Labour Welfare]</b>
	<b>14.</b>	Social Security for Agricultural and Unorganised Labour
	<b>15.</b>	Minimum Wages Enforcement (including Farm Labour)
	<b>16.</b>	Prevention of Child Labour
	<b>17.</b>	Welfare of Women Labour
<b>V.</b>		<b>Khadya Suraksha [Food Security ]</b>
	<b>18.</b>	<b><i>Food Security:</i></b> <ul style="list-style-type: none"> <li>(i) Targeted Public Distribution system,</li> <li>(ii) Antyodaya Anna Yojana,</li> <li>(iii) Establishing Grain banks in chronically food scarcity areas</li> </ul>
<b>VI.</b>		<b>Subke Liye Aawas [Housing for All]</b>
	<b>19</b>	Rural Housing - Indira Awas Yojana
	<b>20.</b>	EWS/LIG Houses in Urban Areas

Contd.....

Point No.	Item No.	Name of the Points/Items
<b>VII.</b>		<b>Shudh Peya Jal [Clean Drinking Water]</b>
	<b>21.</b>	Rural Areas. - National Rural Drinking Water Programme-( <i>NRDWP</i> )
	<b>22.</b>	Urban Areas: - Accelerated Urban Water Supply Programme
<b>VIII.</b>		<b>Jan Jan Ka Swasthya [Health for All]</b>
	<b>23.</b>	Control and prevention of major diseases: (a) HIV/AIDS (b) TB (c) Malaria (d) Leprosy (e) Blindness
	<b>24.</b>	National Rural Health Mission
	<b>25.</b>	Immunisation of Children
	<b>26.</b>	Sanitation Programme in - Rural Areas - Urban areas
	<b>27.</b>	Institutional Delivery
	<b>28.</b>	Prevention of Female Foeticide
	<b>29.</b>	Supplementary nutrition for Mothers and Children
	<b>30.</b>	Two Child norms
<b>IX.</b>		<b>Sabke Liye Shiksha [Education for All]</b>
	<b>31.</b>	Sarv Shiksha Abhiyan - Compulsory Elementary Education
	<b>32.</b>	Mid Day Meal Scheme
<b>X.</b>		<b>Anusuchit Jaati, Jan Jaati, Alp-sankhyak evam Anya Pichhra Varg Kalyan [Welfare of Scheduled Castes, Scheduled Tribes, Minorities and OBCs]</b>
	<b>33.</b>	SC Families Assisted
	<b>34.</b>	Rehabilitation of Scavengers
	<b>35.</b>	ST Families Assisted
	<b>36.</b>	Rights of Forest dwellers – Owners of minor forest produce
	<b>37.</b>	Particularly Vulnerable Tribal Groups (PTGs)
	<b>38.</b>	No alienation of Tribal lands
	<b>39.</b>	Implementation of Panchayats (Extension to Scheduled Areas) Act [PESA]
	<b>40.</b>	Welfare of Minorities
	<b>41.</b>	Professional education among all minority communities
	<b>42.</b>	Reservation of OBCs in - Education - Employment
<b>XI.</b>		<b>Mahila Kalyan [Women Welfare]</b>
	<b>43.</b>	Financial Assistance for Women Welfare
	<b>44.</b>	Improved participation of women in (a) Panchayats (b) Municipalities (c) State Legislatures (d) Parliament

Contd.....

Point No.	Item No.	Name of the Points/Items
<b>XII.</b>		<b>Bal Kalyan (Child Welfare)</b>
	<b>45.</b>	Universalisation of ICDS Scheme
	<b>46.</b>	Functional Anganwadis
<b>XIII.</b>		<b>Yuva Vikas [Youth Development]</b>
	<b>47.</b>	Sports for all in Rural and Urban areas
	<b>48.</b>	Rashtriya Sadbhavana Yojana
	<b>49.</b>	National Service Scheme (NSS)
<b>XIV.</b>		<b>Basti Sudhar [Improvement of Slums]</b>
	<b>50.</b>	Number of Urban poor families assisted under seven point charter viz. land tenure, housing at affordable cost, water, sanitation, health, education, and social security.
<b>XV.</b>		<b>Paryavaran Sanrakshan evam Van Vridhi [Environment Protection and Afforestation]</b>
	<b>51.</b>	Afforestation (a) Area Covered under Plantation on - Public and Forest Lands (b) Number of Seedlings planted on -Public and Forest Lands
	<b>52.</b>	Prevention of pollution of Rivers and water bodies
	<b>53.</b>	Solid and liquid waste management in - Rural Areas - Urban Areas
<b>XVI.</b>		<b>Samajik Suraksha [Social Security]</b>
	<b>54.</b>	Rehabilitation of handicapped and orphans.
	<b>55.</b>	Welfare of the aged
<b>XVII.</b>		<b>Grameen Sadak [Rural Roads]</b>
	<b>56.</b>	Rural Roads - PMGSY
<b>XVIII.</b>		<b>Grameen Oorja [Energization of Rural Area]</b>
	<b>57.</b>	Bio-diesel Production
	<b>58.</b>	Rajiv Gandhi Grameen Vidyutikaran Yojana
	<b>59.</b>	Renewable Energy
	<b>60.</b>	Energising Pump sets
	<b>61.</b>	Supply of Electricity
	<b>62.</b>	Supply of Kerosene and LPG
<b>XIX.</b>		<b>Pichhara Kshetra Vikas [Development of Backward Areas]</b>
	<b>63.</b>	Backward Regions Grants Fund (BRGF)
<b>XX.</b>		<b>e- Shasan [IT enabled e-Governance]</b>
	<b>64.</b>	Central and State Governments
	<b>65.</b>	Panchayats and Municipalities

**ABBREVIATIONS USED**

AAY	Antyodaya Anna Yojana
ARWSP	Accelerated Rural Water Supply Programme
DDRS	Deen Dayal Rehabilitation Scheme
EWS	Economically Weaker Section
IAY	Indira Awaas Yojana
ICDS	Integrated Child Development Scheme
LIG	Low Income Group
MWE	Minimum Wages Enforcement
NC	Not Covered
NREGS	National Rural Employment Guarantee Scheme
PC	Partially Covered
PMGSY	Prime Minister Grameen Sadak Yojana
SC	Scheduled Caste
RGGVY	Rajiv Gandhi Grameen Vidyutikaran Yojana
SGRY	Sampoorna Grameen Rojgar yojana
SGSY	Swaranjayanati Gram Swarojgar Yojana
SHG	Self Help Groups
ST	Scheduled Tribe
TPDS	Targeted Public Distribution system