

**TWENTY POINT PROGRAMME-2006**  
**PROGRESS REPORT**  
**FOR THE PERIOD**  
**APRIL 2016 – MARCH 2017**



**GOVERNMENT OF INDIA**  
**MINISTRY OF STATISTICS AND PROGRAMME IMPLEMENTATION**  
**SARDAR PATEL BHAWAN, SANSAD MARG,**  
**NEW DELHI-110 001**

Website: [www.mospi.gov.in](http://www.mospi.gov.in)

# CONTENT

Page No.

I.	Introduction	1
<b>PART-I</b>		
<b>Overall Performance Analysis</b>		
II.	Progress Report	2
III.	Highlights of Performance	3
Table - A	All India Performance	7
Table - B	State-wise Performance	8
Table - C	State -wise and Item-wise Performance	14
<b>PART- II</b>		
<b>Performance Tables</b>		
<b>Table No.</b>	<b>Description of Item</b>	
1	Employment Generation - MGNREG A	23
2(A)	Number of SHGs promoted (new and revived) during the financial year (NRLM)	24
2(B)	Number of SHGs provided Revolving Fund (RF) during the financial year (NRLM)	26
2(C)	Number of SHGs provided Community Investment Fund (CIF) during the financial year (NRLM)	28
3(A)	Distribution of Waste Land to the Landless	30
3(B)	Waste Land distributed to SC, ST and others	31
4(A)	Minimum Wages Enforcement (including Farm Labour)	32
	(i) Inspections made (ii) Irregularities detected	
	(iii) Irregularities rectified	
4(B)	Minimum Wages Enforcement (including Farm Labour)	33
	(i) Claims Filed (ii) Claims Settled	
4(C)	Minimum Wages Enforcement (including Farm Labour)	34
	(i) Prosecution cases pending (ii) Prosecution cases filed	
	(iii) Prosecution cases decided	
5(A)	Food Security: Targeted Public Distribution System (TPDS) for AAY, APL & BPL	35
5(B)	Food Security: TPDS for Antyodaya Anna Yojana (AAY) only	37
5(C)	Food Security: TPDS for Below Poverty Line (BPL) only	39
5(D)	Food Security: NFSA for Normal	41
5(E)	Food Security: NFSA for Tide Over	43
6	Rural Housing : Pradhan Mantri Awaas Yojana (PMAY-G)	45
7	EWS/LIG Houses in Urban Areas	47
8	National Rural Drinking Water Programme (NRDWP)	
8(A)	Partially Covered Habitations	49
8(B)	Coverage of Quality Affected Habitations	51
9	Sanitation Programme in Rural Areas	53
10	Institutional Delivery	54
11(A)	SC Families assisted under SCA to SCSP & NSFDC	55
11(B)	SC Students assisted under Post-Matric Scholarship	57
12	Universalization of ICDS Scheme	58
13	Functional Anganwadis	60
14	Number of Urban Poor Families assisted under Seven Point Charter	62
15(A)	Afforestation- Area Covered under Plantation (Public and Forest Lands)	63
15(B)	Afforestation: Seedlings Planted (Public and Forest Lands)	65
16	Rural Roads Constructed under (PMGSY)	67
17	Deendayal Upadhyaya Gram Jyoti Yojana (DDUGJY)	69
18	Energising Pump sets	71
19	Supply of Electricity	73
<b>PART- III</b>		
State -wise and Item-wise Performance		75
<b>Annexures</b>		
Annexure – 1	List of Twenty Points	147
Annexure – 2	List of 65 items to be monitored under TPP-2006	148
Annexure – 3	List of Quarterly Monitored Items	151
Annexure – 4	Status of receipt of targets for Quarterly Monitored Items	152
Annexure – 5	List of items/ parameters identified for appraisal	156
Annexure – 6	Abbreviations used	157

# Twenty Point Programme – 2006

## An Introduction

The Twenty Point Programme (TPP) was launched by the Government of India in the year 1975 and was restructured in 1982, 1986 and again in 2006. The restructured programme, known as Twenty Point Programme (TPP) – 2006, became operational with effect from 1<sup>st</sup> April 2007. The programme is meant to give a thrust to schemes relating to poverty alleviation, employment generation in rural areas, housing, education, health & family welfare, protection of environment and many other schemes having a bearing on the quality of life, especially in the rural areas.

2. Twenty Point Programme (TPP) – 2006 originally consisted of 20 Points (**Annexure-1**) and 66 items being monitored individually by Central Nodal Ministries concerned. Up to 2007-08, out of 66 items, 22 items were monitored on monthly basis. In April 2008 *Sampoorna Grameen Rozgar Yojana* (SGRY) merged with another item namely *National Rural Employment Guarantee Act* which has been renamed as *Mahatma Gandhi National Rural Employment Guarantee Act* since 31<sup>st</sup> December 2009. Further, in the 12<sup>th</sup> Plan Swarnajayanti Gram Swarozgar Yojana (SGSY) has been modified and renamed as National Rural Livelihoods Mission (NRLM). Targeted Public Distribution System (TPDS) is being gradually replaced with National Food Security Act (NFSA). Presently, 65 items are monitored under TPP-2006. These 65 items consist of 162 identified parameters. The list of 65 items is enclosed at **Annexure-2**.

3. Out of 65 items, 19 items (earlier 20) measured on 37 parameters are being monitored on quarterly basis, of which 21 parameters are monitored against the targets fixed at the beginning of financial year by the Central Nodal Ministries and State Governments (**Annexure-3&4**). The remaining items under TPP-2006 are being monitored on annual basis as the information in respect of these items is made available by the concerned Central Nodal Ministries only on annual basis.

4. Some of the schemes/programmes are yet to be operationalised by the Central Nodal Ministries concerned. These items will be monitored only after the schemes come into existence and their frequency of monitoring will also be decided later. The details of such items are available at **Annexure-5**.

5. The monitoring mechanism for TPP-2006 is operational at the Centre, State, District and block level. Most of the States/Union Territories have constituted Block, District and State level monitoring committees. At the Centre, the progress of individual items is monitored and reviewed by the Departments/Ministries concerned. The Ministry of Statistics & Programme Implementation (MOSPI) monitors the programme/ schemes covered under TPP-2006 on the basis of performance reports received from State Governments and Central Nodal Ministries.

# **TWENTY POINT PROGRAMME - 2006**

## **PART - I**

### **OVERALL PERFORMANCE ANALYSIS**



# Twenty Point Programme-2006

## Progress Report – (April 2016 – March 2017)

1. This progress report of Twenty Point Programme-2006 consists of three parts: **Part-I** contains an analysis of the overall performance, whereas **Part-II** deals with item-wise performance. **Part-III** reflects State/UT wise performance.
2. The report is compiled on the basis of data received from the Central Nodal Ministries and State Governments/UT Administrations. Presently, 21 parameters are taken for quarterly performance analysis. The data are received either through web enabled software developed by National Informatics Centre (NIC) Cell in this Ministry or through fax/e-mail/post. The processing of data has been done in association with NIC Cell.
3. The analysis for the period **April 2016 – March 2017** shows that the performance under **sixteen items/parameters** has been '**Very Good**' (90% or above the targets). These items/parameters are:
  - (i) Seedlings planted ( Public and Forest Lands)
  - (ii) Area Covered under Plantation ( Public and Forest Lands)
  - (iii) SC families assisted - under SCA to SCSP & NSFDC
  - (iv) Pumps sets energized
  - (v) Number of SHGs provided Community Investment Fund (CIF) during the financial year - NRLM
  - (vi) Number of SHGs promoted (new and revived) during the financial year - NRLM
  - (vii) Food security-Targeted Public Distribution system (only AAY)
  - (viii) Food Security - Targeted Public Distribution System (Only BPL)
  - (ix) ICDS Blocks Operational (Cum.)
  - (x) Supply of Electricity
  - (xi) Road constructed- PMGSY
  - (xii) Anganwadis Functional (Cum.)
  - (xiii) Number of SHGs provided Revolving Fund (RF) during the financial year - NRLM
  - (xiv) Food Security:National Food Security Act(Tide Over)-NFSA
  - (xv) Food security-Targeted Public Distribution system (APL+BPL+AAY)
  - (xvi) Food Security:National Food Security Act(Normal)-NFSA
4. There is **one** item/parameter in the category of '**Good**' (80% or above but less than 90%).
  - (i) Partially Covered Habitations – NRDWP
5. The performance of **four items/parameters** has been '**Poor**' (below 80% of target). These items/parameters are:
  - (i) Rural Housing - PMAY(G)
  - (ii) Houses constructed - EWS/LIG
  - (iii) Villages electrified - DDUGJY
  - (iv) Coverage of quality affected habitations - NRDWP
6. Some of items under TPP-2006 namely *Mahatma Gandhi National Rural Employment Guarantee Act (MGNREGA)*, *Sanitation Programme in Rural Area* and *Institutional Delivery* are demand driven, whereas for items like *Distribution of Wasteland to the landless* and *Minimum Wages Enforcement (including Farm Labour)*, concerned administrative ministries are not in position to provide State/UT-wise targets, as such all these items are being monitored without any targets.

## HIGHLIGHTS OF PERFORMANCE

Sl. No.	Item	Achievement for April 2016 - March 2017
<b>1- Employment Generated under MGNREGA</b>		
	(i) No. of Job cards issued	95,60,590
	(ii) Employment generated	2,09.74 crore persondays
	(iii) Wages given	Rs. 39,505.87 crore
<b>2- National Rural Livelihood Mission (NRLM)</b>		
	(i) Number of SHGs promoted (new and revived) during the financial year	4,92,635
	(ii) Number of SHGs provided Revolving Fund (RF) during the financial year	2,28,433
	(iii) Number of SHGs provided Community Investment Fund (CIF) during the financial year	1,50,536
<b>3- Distribution of waste land to the landless</b>		
	Land distributed	37,961 hectare
<b>4- Minimum Wages Enforcement (Including Farm Labour)</b>		
	(i) No. of Inspections made	1,05,546
	(ii) No. of Irregularities detected	4,344
	(iii) No. of Irregularities rectified	8,929
	(iv) No. of Claims filed	1,629
	(v) No. of Claims settled	1,384
	(vi) No. of Prosecution cases pending	8,897
	(vii) No. of Prosecution cases filed	1,046
	(viii) No. of Prosecution cases decided	616
<b>5- Food Security: (i) TPDS/ NFSA - Off take</b>		
	(i) Food Security: Targeted Public Distribution System (TPDS)	521.03 lakh tonnes
	(ii) Food Security: Antyodaya Anna Yojana (AAY)	7.06 lakh tonnes
	(iii) Food Security: Below Poverty Line (BPL)	10.93 lakh tonnes
	(iv) NFSA (Normal)	471.71 lakh tonnes
	(v) NFSA (Tide Over)	17.46 lakh tonnes
<b>6- Rural Housing - Pradhan Mantri Awaas Yojana - Grameen</b>		
	No. of Houses constructed	32,24,695
<b>7- EWS/LIG Houses in Urban Areas</b>		
	No. of Houses constructed	1,39,897

Contd.....

<b>Sl. No.</b>	<b>Item</b>	<b>Achievement for April 2016 - March 2017</b>
<b>8-</b>	<b>Rural Areas. - National Rural Drinking Water Programme-(NRDWP)</b>	
	(i) Partially Covered Habitations - (NRDWP)	37,230
	(ii) Coverage of Quality Affected Habitations – (NRDWP)	5,175
<b>9-</b>	<b>Sanitation Programme in Rural Areas</b>	
	No. of Individual household latrines constructed	1,54,80,104
<b>10-</b>	<b>Institutional Delivery</b>	
	No. of Deliveries in Institutions	154.22 lakh
<b>11-</b>	<b>SC Families Assisted</b>	
	(i) No. of SC Families assisted under SCA to SCSP & NSFDC	3,18,411
	(ii) No. of SC Students assisted under post matric scholarship	36,49,707
<b>12-</b>	<b>Universalisation of ICDS Schemes</b>	
	No. of ICDS Blocks Operational (Cum.)	7,050
<b>13-</b>	<b>Functional Anganwadis</b>	
	No. of Anganwadis Functional (Cum.)	13.53 lakh
<b>14-</b>	<b>Number of Urban poor families assisted under Seven Point Charter viz. land tenure, housing at affordable cost, water, sanitation, health, education, and social security.</b>	
	No. of Poor Families assisted	15.69 lakh
<b>15-</b>	<b>Afforestation:</b>	
	(i) Area covered under Plantation (Public and Forest Lands)	19,90,409 hectares
	(ii) No. of Seedlings planted (Public and Forest Lands)	140.43 crore
<b>16-</b>	<b>Rural Road- Pradhan Mantri GramSadakYojana (PMGSY)</b>	
	Length of Road constructed	47,450 Kms.
<b>17-</b>	<b>DeendayalUpadhyaya Gram JyotiYojana (DDUGJY)</b>	
	No.of Villages electrified	4,767
<b>18-</b>	<b>Energized Pumps sets</b>	
	No. of Pumps sets energized	6.87 lakh
<b>19-</b>	<b>Supply of Electricity</b>	
	Electricity supplied	11,16,771 Million Units (MU)

**Note:-**

(i) Progress reports of 6 States and 3 Ministry i.e. Arunachal Pradesh, Jharkhand, Madhya Pradesh, Nagaland, Puducherry & Tripura, and M/o Labour & Employment, M/o Rural Development and M/o Drinking Water & Sanitation were not received till scheduled date. The information upto last quarter i.e. upto December 2016 has been repeated in the report for these States.

(ii) Achievement figures in respect of PMAY-G, No. of SHGs promoted (new & revived), No. of SHGs provided RF, No. of SHGs provided CIF and PMGSY have been taken as made available by M/o Rural Development.

## ACHIEVEMENT HIGHLIGHTS

### PERFORMANCE DURING April 2016 to March 2017

The cumulative performance during April 2016 to March 2017 has been "Very Good" for 16 item(s), "Good" for 1 item(s), and "Poor" for 4 item(s).

#### A. "Very Good" Performance (90% or above of targets)

<u>Sl. No.</u>	<u>Items</u>	<u>% Achievement</u>
1	Seedlings planted ( Public and Forest Lands)	198
2	Area Covered under Plantation ( Public and Forest Lands)	183
3	SC families assisted - under SCA to SCSP & NSFDC	176
4	Pumps sets energized	155
5	Number of SHGs provided Community Investment Fund (CIF) during the financial year - NRLM	120
6	Number of SHGs promoted (new and revived) during the financial year - NRLM	116
7	Food security: Targeted Public Distribution system (only AAY)	116
8	Food Security: Targeted Public Distribution System (only BPL)	112
9	ICDS Blocks Operational (Cum.)	100
10	Supply of Electricity	99
11	Road constructed- PMGSY	98
12	Anganwadis Functional (Cum.)	97
13	Number of SHGs provided Revolving Fund (RF) during the financial year - NRLM	97
14	Food Security: National Food Security Act(Tide Over)- NFSA	96
15	Food security: Targeted Public Distribution system (APL+BPL+AAY)	96
16	Food Security: National Food Security Act (Normal)- NFSA	95

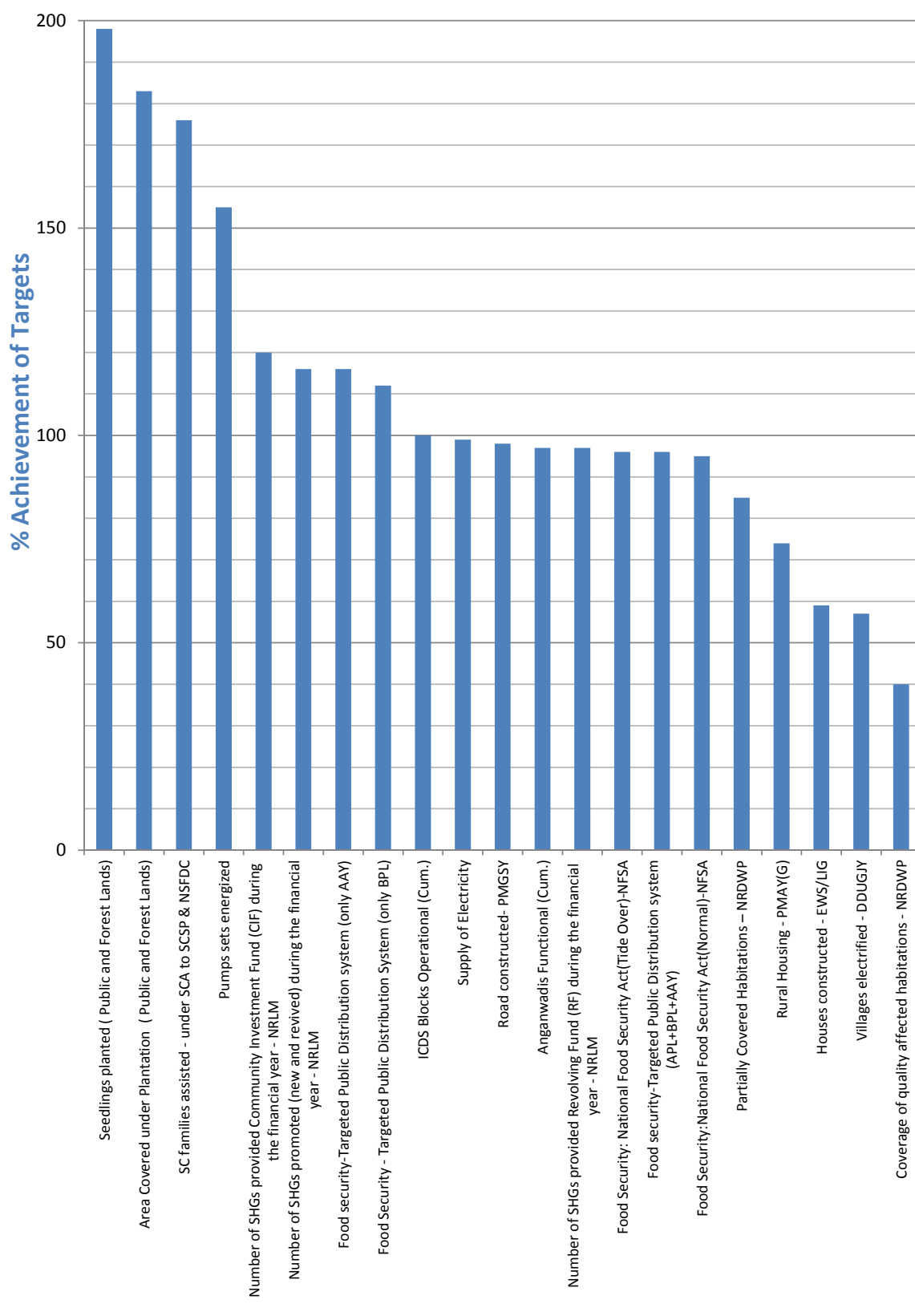
#### B. "Good" Performance (80% to 90%)

1	Partially Covered Habitations – NRDWP	85
---	---------------------------------------	----

#### C. Areas of concern-where the performance is below 80%

1	Rural Housing - PMAY(G)	74
2	Houses constructed - EWS/LIG	59
3	Villages electrified - DDUGJY	57
4	Coverage of quality affected habitations - NRDWP	40

## ALL INDIA PERFORMANCE OF TARGET ORIENTED PARAMETERS DURING APRIL 2016 - March 2017



**Table - A**

**Targets for 2016-2017 & April 2016 to March 2017 and achievements during the period April 2016 to March 2017**

**ALL INDIA PERFORMANCE**

Sl. No.	Item Description	Units	Targets	Achievements	% Achievements of Targets during April 2016-March 2017
			April 2016-March 2017	April 2016-March 2017	
1	Number of SHGs promoted (new and revived) during the financial year - NRLM	Number	4,25,993	4,92,635	116
2	Number of SHGs provided Revolving Fund (RF) during the financial year - NRLM	Number	2,35,387	2,28,433	97
3	Number of SHGs provided Community Investment Fund (CIF) during the financial year - NRLM	Number	1,25,520	1,50,536	120
4	Food Security: Targeted Public Distribution System (TPDS)	Tonnes	5,43,32,254	5,21,02,912	96
5	Food Security: Antodaya Anna Yojana (AAY)	Tonnes	6,09,083	7,05,798	116
6	Food Security: Targeted Public Distribution System (Only BPL)	Tonnes	9,78,059	10,92,743	112
7	Food Security: National Food Security Act (Normal)-NFSA	Tonnes	4,95,28,873	4,71,70,543	95
8	Food Security: National Food Security Act (Tide Over)-NFSA	Tonnes	18,14,689	17,46,340	96
9	Rural Housing - PMAY (G)	Number	43,60,996	32,24,695	74
10	Houses constructed - EWS/LIG	Number	2,38,024	1,39,897	59
11	Partially Covered Habitations - NRDWP	Number	44,023	37,230	85
12	Coverage of quality affected habitations - NRDWP	Number	12,812	5,175	40
13	SC families assisted - under SCA to SCSP & NSFDC	Number	1,81,000	3,18,411	176
14	ICDS Blocks Operational (Cum.)	Number	7,075	7,050	100
15	Anganwadis Functional (Cum.)	Number	14,00,000	13,52,763	97
16	Area Covered under Plantation (Public and Forest Lands)	Hectares	10,89,555	19,90,409	183
17	Seedlings planted (Public and Forest Lands)	Number	70,82,15,000	1,40,42,88,945	198
18	Road constructed- PMGSY	Kilometer	48,623	47,450	98
19	Villages electrified - DDUGJY	Number	8,360	4,767	57
20	Pumps sets energized	Number	4,44,097	6,86,902	155
21	Electricity supplied	Million Units	11,24,287	11,16,771	99

**Table - B**

**STATE-WISE PERFORMANCE DURING April 2016 to March 2017 (PERCENT ACHIEVEMENT)**

Sl. No.	Description	ALL INDIA	AP	ARP	AS	BI	CHHA.	DELHI	GOA
1	Number of SHGs promoted (new and revived) during the financial year - NRLM	116	0	50	73	338	202	NA	0
2	Number of SHGs provided Revolving Fund (RF) during the financial year - NRLM	97	NA	38	108	191	116	NA	0
3	Number of SHGs provided Community Investment Fund (CIF) during the financial year - NRLM	120	NA	NA	172	125	128	NA	NA
4	Food security-Targeted Public Distribution system (APL+BPL+AAY)	96	99	98	93	96	92	98	98
5	Food security-Targeted Public Distribution system (only AAY)	116	NA	NA	NA	NA	NA	NA	NA
6	Food Security - Targeted Public Distribution System (Only BPL)	112	NA	NA	NA	NA	NA	NA	NA
7	Food Security:National Food Security Act(Normal)-NFSA	95	98	97	94	95	92	98	97
8	Food Security:National Food Security Act(Tide Over)-NFSA	96	158	95	74	NA	NA	0	100
9	Rural Housing - PMAY(G)	74	40	0	114	109	54	NA	78
10	Houses constructed - EWS/LIG	59	72	56	0	67	90	0	NA
11	Partially Covered Habitations – NRDWP	85	155	12	25	11	2	NA	0
12	Coverage of quality affected habitations - NRDWP	40	90	36	17	32	2	NA	NA
13	SC families assisted - under SCA to SCSP & NSFDC	176	0	NA	230	31	3	31	0
14	ICDS Blocks Operational (Cum.)	100	100	100	100	100	100	100	109
15	Anganwadis Functional (Cum.)	97	100	100	100	80	95	98	99
16	Area Covered under Plantation ( Public and Forest Lands)	183	132	0	0	143	163	153	25
17	Seedlings planted ( Public and Forest Lands)	198	134	0	0	143	200	158	32
18	Road constructed- PMGSY	98	54	209	124	101	37	NA	NA
19	Villages electrified - DDUGJY	57	NA	17	88	51	35	NA	NA
20	Pumps sets energized	155	303	NA	NA	0	95	NA	98
21	Supply of Electricity	99	100	98	96	98	100	100	100

NA - Not Applicable

**Table - B(Contd.)**

**STATE-WISE PERFORMANCE DURING April 2016 to March 2017 (PERCENT ACHIEVEMENT)**

Item No.	Description	ALL INDIA	GUJ	HRY	HP	J&K	JHAR.	KAR	KER
1	Number of SHGs promoted (new and revived) during the financial year - NRLM	116	326	100	77	136	181	8	NA
2	Number of SHGs provided Revolving Fund (RF) during the financial year - NRLM	97	171	77	40	68	71	16	427
3	Number of SHGs provided Community Investment Fund (CIF) during the financial year - NRLM	120	178	96	5	NA	106	83	NA
4	Food security-Targeted Public Distribution system (APL+BPL+AAY)	96	100	95	99	100	98	85	95
5	Food security-Targeted Public Distribution system (only AAY)	116	NA	NA	NA	NA	NA	NA	119
6	Food Security - Targeted Public Distribution System (Only BPL)	112	NA	NA	NA	NA	NA	NA	116
7	Food Security:National Food Security Act(Normal)-NFSA	95	100	95	100	100	98	85	84
8	Food Security:National Food Security Act(Tide Over)-NFSA	96	NA	NA	99	98	NA	NA	90
9	Rural Housing - PMAY(G)	74	35	66	92	18	62	86	218
10	Houses constructed - EWS/LIG	59	101	100	286	0	101	705	3
11	Partially Covered Habitations – NRDWP	85	100	47	72	75	35	145	80
12	Coverage of quality affected habitations - NRDWP	40	100	54	NA	80	16	48	1
13	SC families assisted - under SCA to SCSP & NSFDC	176	110	133	758	24	216	389	2,159
14	ICDS Blocks Operational (Cum.)	100	100	100	100	100	100	100	100
15	Anganwadis Functional (Cum.)	97	100	100	100	93	100	100	99
16	Area Covered under Plantation ( Public and Forest Lands)	183	121	71	48	86	609	150	1,262
17	Seedlings planted ( Public and Forest Lands)	198	203	82	79	75	856	205	123
18	Road constructed- PMGSY	98	100	121	286	170	104	112	73
19	Villages electrified - DDUGJY	57	NA	NA	79	23	53	18	NA
20	Pumps sets energized	155	168	111	205	NA	20	214	102
21	Supply of Electricity	99	100	100	99	82	99	99	100

NA - Not Applicable



**Table - B(Contd.)**

**STATE-WISE PERFORMANCE DURING April 2016 to March 2017 (PERCENT ACHIEVEMENT)**

Item No.	Description	ALL INDIA	MP	MAH	MANI	MEGH	MIZ	NAGA	ODIS.
1	Number of SHGs promoted (new and revived) during the financial year - NRLM	116	110	48	101	77	106	49	94
2	Number of SHGs provided Revolving Fund (RF) during the financial year - NRLM	97	158	32	52	44	43	20	200
3	Number of SHGs provided Community Investment Fund (CIF) during the financial year - NRLM	120	107	227	0	24	26	22	188
4	Food security-Targeted Public Distribution system (APL+BPL+AAY)	96	91	92	94	100	97	90	108
5	Food security-Targeted Public Distribution system (only AAY)	116	NA	NA	NA	NA	NA	106	NA
6	Food Security - Targeted Public Distribution System (Only BPL)	112	NA	NA	NA	NA	NA	122	NA
7	Food Security:National Food Security Act(Normal)-NFSA	95	91	92	94	104	99	86	108
8	Food Security:National Food Security Act(Tide Over)-NFSA	96	NA	NA	NA	88	92	45	NA
9	Rural Housing - PMAY(G)	74	82	59	8	41	11	10	19
10	Houses constructed - EWS/LIG	59	0	76	0	0	0	0	54
11	Partially Covered Habitations – NRDWP	85	28	60	206	81	100	284	95
12	Coverage of quality affected habitations - NRDWP	40	44	53	NA	0	NA	0	19
13	SC families assisted - under SCA to SCSP & NSFDC	176	6	80	0	0	0	NA	660
14	ICDS Blocks Operational (Cum.)	100	100	100	100	100	100	98	100
15	Anganwadis Functional (Cum.)	97	95	88	100	100	100	87	98
16	Area Covered under Plantation ( Public and Forest Lands)	183	1,323	46	106	0	100	0	374
17	Seedlings planted ( Public and Forest Lands)	198	1,755	95	104	0	100	0	125
18	Road constructed- PMGSY	98	82	105	188	92	149	263	94
19	Villages electrified - DDUGJY	57	78	NA	46	99	55	35	44
20	Pumps sets energized	155	535	NA	NA	0	NA	NA	1,036
21	Supply of Electricity	99	100	100	97	100	97	98	100

NA - Not Applicable

**Table - B(Contd.)**

**STATE-WISE PERFORMANCE DURING April 2016 to March 2017 (PERCENT ACHIEVEMENT)**

Item No.	Description	ALL							
		INDIA	PUDU	PUN	RAJ	SIK	TN	TG	TRI
1	Number of SHGs promoted (new and revived) during the financial year - NRLM	116	0	80	148	66	253	0	62
2	Number of SHGs provided Revolving Fund (RF) during the financial year - NRLM	97	0	64	112	72	3,814	NA	57
3	Number of SHGs provided Community Investment Fund (CIF) during the financial year - NRLM	120	0	52	136	0	116	NA	28
4	Food security-Targeted Public Distribution system (APL+BPL+AAY)	96	NA	102	92	102	102	100	94
5	Food security-Targeted Public Distribution system (only AAY)	116	NA	NA	NA	NA	113	NA	NA
6	Food Security - Targeted Public Distribution System (Only BPL)	112	NA	NA	NA	NA	109	NA	NA
7	Food Security:National Food Security Act(Normal)-NFSA	95	NA	102	92	100	92	100	88
8	Food Security:National Food Security Act(Tide Over)-NFSA	96	NA	NA	NA	105	101	83	103
9	Rural Housing - PMAY(G)	74	0	10	43	39	82	5	30
10	Houses constructed - EWS/LIG	59	0	0	128	0	102	8	NA
11	Partially Covered Habitations – NRDWP	85	0	135	148	35	98	147	173
12	Coverage of quality affected habitations - NRDWP	40	NA	49	107	NA	16	22	33
13	SC families assisted - under SCA to SCSP & NSFDC	176	38	158	233	226	112	60	40
14	ICDS Blocks Operational (Cum.)	100	100	100	100	100	100	100	100
15	Anganwadis Functional (Cum.)	97	92	98	98	99	100	100	100
16	Area Covered under Plantation ( Public and Forest Lands)	183	610	198	117	82	57	545	25
17	Seedlings planted ( Public and Forest Lands)	198	324	198	120	86	57	704	409
18	Road constructed- PMGSY	98	NA	130	104	165	110	45	101
19	Villages electrified - DDUGJY	57	NA	NA	106	NA	NA	NA	35
20	Pumps sets energized	155	89	65	98	NA	126	466	NA
21	Supply of Electricity	99	100	100	99	100	100	100	99

NA - Not Applicable

**Table - B(Contd.)**

**STATE-WISE PERFORMANCE DURING April 2016 to March 2017 (PERCENT ACHIEVEMENT)**

Item No.	Description	ALL							
		INDIA	UTTA.	UP	WB	A&N	CHND.	D&N	D&D
1	Number of SHGs promoted (new and revived) during the financial year - NRLM	116	89	40	54	NA	NA	NA	NA
2	Number of SHGs provided Revolving Fund (RF) during the financial year - NRLM	97	73	46	142	NA	NA	NA	NA
3	Number of SHGs provided Community Investment Fund (CIF) during the financial year - NRLM	120	102	76	149	NA	NA	NA	NA
4	Food security-Targeted Public Distribution system (APL+BPL+AAY)	96	98	98	93	29	NA	97	92
5	Food security-Targeted Public Distribution system (only AAY)	116	NA	NA	NA	NA	NA	NA	NA
6	Food Security - Targeted Public Distribution System (Only BPL)	112	NA	NA	NA	NA	NA	NA	NA
7	Food Security:National Food Security Act(Normal)-NFSA	95	99	98	92	32	NA	97	92
8	Food Security:National Food Security Act(Tide Over)-NFSA	96	95	NA	NA	28	NA	NA	NA
9	Rural Housing - PMAY(G)	74	80	83	97	0	NA	0	0
10	Houses constructed - EWS/LIG	59	0	9	79	NA	0	386	NA
11	Partially Covered Habitations – NRDWP	85	99	167	40	0	NA	NA	NA
12	Coverage of quality affected habitations - NRDWP	40	33	42	52	NA	NA	NA	NA
13	SC families assisted - under SCA to SCSP & NSFDC	176	103	118	130	NA	365	0	0
14	ICDS Blocks Operational (Cum.)	100	100	100	96	100	100	100	100
15	Anganwadis Functional (Cum.)	97	98	99	106	100	100	77	95
16	Area Covered under Plantation ( Public and Forest Lands)	183	106	159	70	101	141	110	100
17	Seedlings planted ( Public and Forest Lands)	198	148	189	108	100	168	295	278
18	Road constructed- PMGSY	98	199	79	69	NA	NA	NA	NA
19	Villages electrified - DDUGJY	57	34	93	14	NA	NA	NA	NA
20	Pumps sets energized	155	204	88	845	NA	NA	0	248
21	Supply of Electricity	99	99	98	100	75	100	100	100

NA - Not Applicable

**Table - B(Contd.)**

**STATE-WISE PERFORMANCE DURING April 2016 to March 2017 (PERCENT ACHIEVEMENT)**

Item No.	Description	ALL INDIA	LAKS H
1	Number of SHGs promoted (new and revived) during the financial year - NRLM	116	NA
2	Number of SHGs provided Revolving Fund (RF) during the financial year - NRLM	97	NA
3	Number of SHGs provided Community Investment Fund (CIF) during the financial year - NRLM	120	NA
4	Food security-Targeted Public Distribution system (APL+BPL+AAY)	96	107
5	Food security-Targeted Public Distribution system (only AAY)	116	NA
6	Food Security - Targeted Public Distribution System (Only BPL)	112	NA
7	Food Security:National Food Security Act(Normal)-NFSA	95	100
8	Food Security:National Food Security Act(Tide Over)-NFSA	96	111
9	Rural Housing - PMAY(G)	74	0
10	Houses constructed - EWS/LIG	59	NA
11	Partially Covered Habitations – NRDWP	85	NA
12	Coverage of quality affected habitations - NRDWP	40	NA
13	SC families assisted - under SCA to SCSP & NSFDC	176	NA
14	ICDS Blocks Operational (Cum.)	100	100
15	Anganwadis Functional (Cum.)	97	100
16	Area Covered under Plantation ( Public and Forest Lands)	183	0
17	Seedlings planted ( Public and Forest Lands)	198	0
18	Road constructed- PMGSY	98	NA
19	Villages electrified - DDUGJY	57	NA
20	Pumps sets energized	155	NA
21	Supply of Electricity	99	100

NA - Not Applicable

## Table - C

Items in which the States/UTs performance is Very Good (90% and above),  
Good (80% to 90%) and Poor (below 80%) during the period  
April 2016 to March 2017

### 1. ANDHRA PRADESH

#### Very Good

Food Security:Targeted Public Distribution System(TPDS), Food Security:National Food Security Act(Normal)-NFSA, Food Security:National Food Security Act(Tide Over)-NFSA, Partially Covered Habitations – NRDWP, Coverage of quality affected habitations - NRDWP, ICDS Blocks Operational (Cum.), Anganwadis Functional (Cum.), Area Covered under Plantation ( Public and Forest Lands), Seedlings planted ( Public and Forest Lands), Pumps sets energized, Electricity supplied

#### Poor

Number of SHGs promoted (new and revived) during the financial year - NRLM, Rural Housing - PMAY(G), Houses constructed - EWS/LIG, SC families assisted - under SCA to SCSP & NSFDC, Road constructed- PMGSY

### 2. ARUNACHAL PRADESH

#### Very Good

Food Security:Targeted Public Distribution System(TPDS), Food Security:National Food Security Act(Normal)-NFSA, Food Security:National Food Security Act(Tide Over)-NFSA, ICDS Blocks Operational (Cum.), Anganwadis Functional (Cum.), Road constructed- PMGSY, Electricity supplied

#### Poor

Number of SHGs promoted (new and revived) during the financial year - NRLM, Number of SHGs provided Revolving Fund (RF) during the financial year - NRLM, Rural Housing - PMAY(G), Houses constructed - EWS/LIG, Partially Covered Habitations – NRDWP, Coverage of quality affected habitations - NRDWP, Area Covered under Plantation ( Public and Forest Lands), Seedlings planted ( Public and Forest Lands), Villages electrified - DDUGJY

### 3. ASSAM

#### Very Good

Number of SHGs provided Revolving Fund (RF) during the financial year - NRLM, Number of SHGs provided Community Investment Fund (CIF) during the financial year - NRLM, Food Security:Targeted Public Distribution System(TPDS), Food Security:National Food Security Act(Normal)-NFSA, Rural Housing - PMAY(G), SC families assisted - under SCA to SCSP & NSFDC, ICDS Blocks Operational (Cum.), Anganwadis Functional (Cum.), Road constructed- PMGSY, Electricity supplied

#### Good

Villages electrified - DDUGJY

#### Poor

Number of SHGs promoted (new and revived) during the financial year - NRLM, Food Security:National Food Security Act(Tide Over)-NFSA, Houses constructed - EWS/LIG, Partially Covered Habitations – NRDWP, Coverage of quality affected habitations - NRDWP, Area Covered under Plantation ( Public and Forest Lands), Seedlings planted ( Public and Forest Lands)

### 4. BIHAR

#### Very Good

Number of SHGs promoted (new and revived) during the financial year - NRLM, Number of SHGs provided Revolving Fund (RF) during the financial year - NRLM, Number of SHGs provided Community Investment Fund (CIF) during the financial year - NRLM, Food Security:Targeted Public Distribution System(TPDS), Food Security:National Food Security Act(Normal)-NFSA, Rural Housing - PMAY(G), ICDS Blocks Operational (Cum.), Area Covered under Plantation ( Public and Forest Lands), Seedlings planted ( Public and Forest Lands), Road constructed- PMGSY, Electricity supplied

#### Good

Anganwadis Functional (Cum.)

#### Poor

Houses constructed - EWS/LIG, Partially Covered Habitations – NRDWP, Coverage of quality affected habitations - NRDWP, SC families assisted - under SCA to SCSP & NSFDC, Villages electrified - DDUGJY, Pumps sets energized

## 5. CHHATTISGARH

### Very Good

Number of SHGs promoted (new and revived) during the financial year - NRLM, Number of SHGs provided Revolving Fund (RF) during the financial year - NRLM, Number of SHGs provided Community Investment Fund (CIF) during the financial year - NRLM, Food Security:Targeted Public Distribution System(TPDS), Food Security:National Food Security Act(Normal)-NFSA, Houses constructed - EWS/LIG, ICDS Blocks Operational (Cum.), Anganwadis Functional (Cum.), Area Covered under Plantation ( Public and Forest Lands), Seedlings planted ( Public and Forest Lands), Pumps sets energized, Electricity supplied

### Poor

Rural Housing - PMAY(G), Partially Covered Habitations – NRDWP, Coverage of quality affected habitations - NRDWP, SC families assisted - under SCA to SCSP & NSFDC, Road constructed- PMGSY, Villages electrified - DDUGJY

## 6. DELHI

### Very Good

Food Security:Targeted Public Distribution System(TPDS), Food Security:National Food Security Act(Normal)-NFSA, ICDS Blocks Operational (Cum.), Anganwadis Functional (Cum.), Area Covered under Plantation ( Public and Forest Lands), Seedlings planted ( Public and Forest Lands), Electricity supplied

### Poor

Food Security:National Food Security Act(Tide Over)-NFSA, Houses constructed - EWS/LIG, SC families assisted - under SCA to SCSP & NSFDC

## 7. GOA

### Very Good

Food Security:Targeted Public Distribution System(TPDS), Food Security:National Food Security Act(Normal)-NFSA, Food Security:National Food Security Act(Tide Over)-NFSA, ICDS Blocks Operational (Cum.), Anganwadis Functional (Cum.), Pumps sets energized, Electricity supplied

### Poor

Number of SHGs promoted (new and revived) during the financial year - NRLM, Number of SHGs provided Revolving Fund (RF) during the financial year - NRLM, Rural Housing - PMAY(G), Partially Covered Habitations – NRDWP, SC families assisted - under SCA to SCSP & NSFDC, Area Covered under Plantation ( Public and Forest Lands), Seedlings planted ( Public and Forest Lands)

## 8. GUJARAT

### Very Good

Number of SHGs promoted (new and revived) during the financial year - NRLM, Number of SHGs provided Revolving Fund (RF) during the financial year - NRLM, Number of SHGs provided Community Investment Fund (CIF) during the financial year - NRLM, Food Security:Targeted Public Distribution System(TPDS), Food Security:National Food Security Act(Normal)-NFSA, Houses constructed - EWS/LIG, Partially Covered Habitations – NRDWP, Coverage of quality affected habitations - NRDWP, SC families assisted - under SCA to SCSP & NSFDC, ICDS Blocks Operational (Cum.), Anganwadis Functional (Cum.), Area Covered under Plantation ( Public and Forest Lands), Seedlings planted ( Public and Forest Lands), Road constructed- PMGSY, Pumps sets energized, Electricity supplied

### Poor

Rural Housing - PMAY(G)

## 9. HARYANA

### Very Good

Number of SHGs promoted (new and revived) during the financial year - NRLM, Number of SHGs provided Community Investment Fund (CIF) during the financial year - NRLM, Food Security:Targeted Public Distribution System(TPDS), Food Security:National Food Security Act(Normal)-NFSA, Houses constructed - EWS/LIG, SC families assisted - under SCA to SCSP & NSFDC, ICDS Blocks Operational (Cum.), Anganwadis Functional (Cum.), Road constructed- PMGSY, Pumps sets energized, Electricity supplied

### Good

Seedlings planted ( Public and Forest Lands)

### Poor

Number of SHGs provided Revolving Fund (RF) during the financial year - NRLM, Rural Housing - PMAY(G), Partially Covered Habitations – NRDWP, Coverage of quality affected habitations - NRDWP, Area Covered under Plantation ( Public and Forest Lands)

## 10. HIMACHAL PRADESH

### Very Good

Food Security:Targeted Public Distribution System(TPDS), Food Security:National Food Security Act(Normal)-NFSA, Food Security:National Food Security Act(Tide Over)-NFSA, Rural Housing - PMAY(G), Houses constructed - EWS/LIG, SC families assisted - under SCA to SCSP & NSFDC, ICDS Blocks Operational (Cum.), Anganwadis Functional (Cum.), Road constructed- PMGSY, Pumps sets energized, Electricity supplied

### Poor

Number of SHGs promoted (new and revived) during the financial year - NRLM, Number of SHGs provided Revolving Fund (RF) during the financial year - NRLM, Number of SHGs provided Community Investment Fund (CIF) during the financial year - NRLM, Partially Covered Habitations – NRDWP, Area Covered under Plantation ( Public and Forest Lands), Seedlings planted ( Public and Forest Lands), Villages electrified - DDUGJY

## 11. JAMMU AND KASHMIR

### Very Good

Number of SHGs promoted (new and revived) during the financial year - NRLM, Food Security:Targeted Public Distribution System(TPDS), Food Security:National Food Security Act(Normal)-NFSA, Food Security:National Food Security Act(Tide Over)-NFSA, ICDS Blocks Operational (Cum.), Anganwadis Functional (Cum.), Road constructed- PMGSY

### Good

Coverage of quality affected habitations - NRDWP, Area Covered under Plantation ( Public and Forest Lands), Electricity supplied

### Poor

Number of SHGs provided Revolving Fund (RF) during the financial year - NRLM, Rural Housing - PMAY(G), Houses constructed - EWS/LIG, Partially Covered Habitations – NRDWP, SC families assisted - under SCA to SCSP & NSFDC, Seedlings planted ( Public and Forest Lands), Villages electrified - DDUGJY

## 12. JHARKHAND

### Very Good

Number of SHGs promoted (new and revived) during the financial year - NRLM, Number of SHGs provided Community Investment Fund (CIF) during the financial year - NRLM, Food Security:Targeted Public Distribution System(TPDS), Food Security:National Food Security Act(Normal)-NFSA, Houses constructed - EWS/LIG, SC families assisted - under SCA to SCSP & NSFDC, ICDS Blocks Operational (Cum.), Anganwadis Functional (Cum.), Area Covered under Plantation ( Public and Forest Lands), Seedlings planted ( Public and Forest Lands), Road constructed- PMGSY, Electricity supplied

### Poor

Number of SHGs provided Revolving Fund (RF) during the financial year - NRLM, Rural Housing - PMAY(G), Partially Covered Habitations – NRDWP, Coverage of quality affected habitations - NRDWP, Villages electrified - DDUGJY, Pumps sets energized

## 13. KARNATAKA

### Very Good

Houses constructed - EWS/LIG, Partially Covered Habitations – NRDWP, SC families assisted - under SCA to SCSP & NSFDC, ICDS Blocks Operational (Cum.), Anganwadis Functional (Cum.), Area Covered under Plantation ( Public and Forest Lands), Seedlings planted ( Public and Forest Lands), Road constructed- PMGSY, Pumps sets energized, Electricity supplied

### Good

Number of SHGs provided Community Investment Fund (CIF) during the financial year - NRLM, Food Security:Targeted Public Distribution System(TPDS), Food Security:National Food Security Act(Normal)-NFSA, Rural Housing - PMAY(G)

### Poor

Number of SHGs promoted (new and revived) during the financial year - NRLM, Number of SHGs provided Revolving Fund (RF) during the financial year - NRLM, Coverage of quality affected habitations - NRDWP, Villages electrified - DDUGJY

## 14. KERALA

### Very Good

Number of SHGs provided Revolving Fund (RF) during the financial year - NRLM, Food Security:Targeted Public Distribution System(TPDS), Food Security:Antodaya Anna Yojana(AAY), Food Security:Targeted Public Distribution System (Only BPL), Food Security:National Food Security Act(Tide Over)-NFSA, Rural Housing - PMAY(G), SC families assisted - under SCA to SCSP & NSFDC, ICDS Blocks Operational (Cum.), Anganwadis Functional (Cum.), Area Covered under Plantation ( Public and Forest Lands), Seedlings planted ( Public and Forest Lands), Pumps sets energized, Electricity supplied

### Good

Food Security:National Food Security Act(Normal)-NFSA, Partially Covered Habitations – NRDWP

### Poor

Houses constructed - EWS/LIG, Coverage of quality affected habitations - NRDWP, Road constructed- PMGSY

## 15. MADHYA PRADESH

### Very Good

Number of SHGs promoted (new and revived) during the financial year - NRLM, Number of SHGs provided Revolving Fund (RF) during the financial year - NRLM, Number of SHGs provided Community Investment Fund (CIF) during the financial year - NRLM, Food Security:Targeted Public Distribution System(TPDS), Food Security:National Food Security Act(Normal)-NFSA, ICDS Blocks Operational (Cum.), Anganwadis Functional (Cum.), Area Covered under Plantation ( Public and Forest Lands), Seedlings planted ( Public and Forest Lands), Pumps sets energized, Electricity supplied

### Good

Rural Housing - PMAY(G), Road constructed- PMGSY

### Poor

Houses constructed - EWS/LIG, Partially Covered Habitations – NRDWP, Coverage of quality affected habitations - NRDWP, SC families assisted - under SCA to SCSP & NSFDC, Villages electrified - DDUGJY

## 16. MAHARASHTRA

### Very Good

Number of SHGs provided Community Investment Fund (CIF) during the financial year - NRLM, Food Security:Targeted Public Distribution System(TPDS), Food Security:National Food Security Act(Normal)-NFSA, ICDS Blocks Operational (Cum.), Seedlings planted ( Public and Forest Lands), Road constructed- PMGSY, Electricity supplied

### Good

SC families assisted - under SCA to SCSP & NSFDC, Anganwadis Functional (Cum.)

### Poor

Number of SHGs promoted (new and revived) during the financial year - NRLM, Number of SHGs provided Revolving Fund (RF) during the financial year - NRLM, Rural Housing - PMAY(G), Houses constructed - EWS/LIG, Partially Covered Habitations – NRDWP, Coverage of quality affected habitations - NRDWP, Area Covered under Plantation ( Public and Forest Lands)

## 17. MANIPUR

### Very Good

Number of SHGs promoted (new and revived) during the financial year - NRLM, Food Security:Targeted Public Distribution System(TPDS), Food Security:National Food Security Act(Normal)-NFSA, Partially Covered Habitations – NRDWP, ICDS Blocks Operational (Cum.), Anganwadis Functional (Cum.), Area Covered under Plantation ( Public and Forest Lands), Seedlings planted ( Public and Forest Lands), Road constructed- PMGSY, Electricity supplied

### Poor

Number of SHGs provided Revolving Fund (RF) during the financial year - NRLM, Number of SHGs provided Community Investment Fund (CIF) during the financial year - NRLM, Rural Housing - PMAY(G), Houses constructed - EWS/LIG, SC families assisted - under SCA to SCSP & NSFDC, Villages electrified - DDUGJY



## 18. MEGHALAYA

### Very Good

Food Security:Targeted Public Distribution System(TPDS), Food Security:National Food Security Act(Normal)-NFSA, ICDS Blocks Operational (Cum.), Anganwadis Functional (Cum.), Road constructed- PMGSY, Villages electrified - DDUGJY, Electricity supplied

### Good

Food Security:National Food Security Act(Tide Over)-NFSA, Partially Covered Habitations – NRDWP

### Poor

Number of SHGs promoted (new and revived) during the financial year - NRLM, Number of SHGs provided Revolving Fund (RF) during the financial year - NRLM, Number of SHGs provided Community Investment Fund (CIF) during the financial year - NRLM, Rural Housing - PMAY(G), Houses constructed - EWS/LIG, Coverage of quality affected habitations - NRDWP, SC families assisted - under SCA to SCSP & NSFDC, Area Covered under Plantation ( Public and Forest Lands), Seedlings planted ( Public and Forest Lands), Pumps sets energized

## 19. MIZORAM

### Very Good

Number of SHGs promoted (new and revived) during the financial year - NRLM, Food Security:Targeted Public Distribution System(TPDS), Food Security:National Food Security Act(Normal)-NFSA, Food Security:National Food Security Act(Tide Over)-NFSA, Partially Covered Habitations – NRDWP, ICDS Blocks Operational (Cum.), Anganwadis Functional (Cum.), Area Covered under Plantation ( Public and Forest Lands), Seedlings planted ( Public and Forest Lands), Road constructed- PMGSY, Electricity supplied

### Poor

Number of SHGs provided Revolving Fund (RF) during the financial year - NRLM, Number of SHGs provided Community Investment Fund (CIF) during the financial year - NRLM, Rural Housing - PMAY(G), Houses constructed - EWS/LIG, SC families assisted - under SCA to SCSP & NSFDC, Villages electrified - DDUGJY

## 20. NAGALAND

### Very Good

Food Security:Targeted Public Distribution System(TPDS), Food Security:Antodaya Anna Yojana(AAY), Food Security:Targeted Public Distribution System (Only BPL), Partially Covered Habitations – NRDWP, ICDS Blocks Operational (Cum.), Road constructed- PMGSY, Electricity supplied

### Good

Food Security:National Food Security Act(Normal)-NFSA, Anganwadis Functional (Cum.)

### Poor

Number of SHGs promoted (new and revived) during the financial year - NRLM, Number of SHGs provided Revolving Fund (RF) during the financial year - NRLM, Number of SHGs provided Community Investment Fund (CIF) during the financial year - NRLM, Food Security:National Food Security Act(Tide Over)-NFSA, Rural Housing - PMAY(G), Houses constructed - EWS/LIG, Coverage of quality affected habitations - NRDWP, Area Covered under Plantation ( Public and Forest Lands), Seedlings planted ( Public and Forest Lands), Villages electrified - DDUGJY

## 21. ODISHA

### Very Good

Number of SHGs promoted (new and revived) during the financial year - NRLM, Number of SHGs provided Revolving Fund (RF) during the financial year - NRLM, Number of SHGs provided Community Investment Fund (CIF) during the financial year - NRLM, Food Security:Targeted Public Distribution System(TPDS), Food Security:National Food Security Act(Normal)-NFSA, Partially Covered Habitations – NRDWP, SC families assisted - under SCA to SCSP & NSFDC, ICDS Blocks Operational (Cum.), Anganwadis Functional (Cum.), Area Covered under Plantation ( Public and Forest Lands), Seedlings planted ( Public and Forest Lands), Road constructed- PMGSY, Pumps sets energized, Electricity supplied

### Poor

Rural Housing - PMAY(G), Houses constructed - EWS/LIG, Coverage of quality affected habitations - NRDWP, Villages electrified - DDUGJY

## **22. PUDUCHERRY**

### **Very Good**

ICDS Blocks Operational (Cum.), Anganwadis Functional (Cum.), Area Covered under Plantation ( Public and Forest Lands), Seedlings planted ( Public and Forest Lands), Electricity supplied

### **Good**

Pumps sets energized

### **Poor**

Number of SHGs promoted (new and revived) during the financial year - NRLM, Number of SHGs provided Revolving Fund (RF) during the financial year - NRLM, Number of SHGs provided Community Investment Fund (CIF) during the financial year - NRLM, Rural Housing - PMAY(G), Houses constructed - EWS/LIG, Partially Covered Habitations – NRDWP, SC families assisted - under SCA to SCSP & NSFDC

## **23. PUNJAB**

### **Very Good**

Food Security:Targeted Public Distribution System(TPDS), Food Security:National Food Security Act(Normal)-NFSA, Partially Covered Habitations – NRDWP, SC families assisted - under SCA to SCSP & NSFDC, ICDS Blocks Operational (Cum.), Anganwadis Functional (Cum.), Area Covered under Plantation ( Public and Forest Lands), Seedlings planted ( Public and Forest Lands), Road constructed- PMGSY, Electricity supplied

### **Good**

Number of SHGs promoted (new and revived) during the financial year - NRLM

### **Poor**

Number of SHGs provided Revolving Fund (RF) during the financial year - NRLM, Number of SHGs provided Community Investment Fund (CIF) during the financial year - NRLM, Rural Housing - PMAY(G), Houses constructed - EWS/LIG, Coverage of quality affected habitations - NRDWP, Pumps sets energized

## **24. RAJASTHAN**

### **Very Good**

Number of SHGs promoted (new and revived) during the financial year - NRLM, Number of SHGs provided Revolving Fund (RF) during the financial year - NRLM, Number of SHGs provided Community Investment Fund (CIF) during the financial year - NRLM, Food Security:Targeted Public Distribution System(TPDS), Food Security:National Food Security Act(Normal)-NFSA, Houses constructed - EWS/LIG, Partially Covered Habitations – NRDWP, Coverage of quality affected habitations - NRDWP, SC families assisted - under SCA to SCSP & NSFDC, ICDS Blocks Operational (Cum.), Anganwadis Functional (Cum.), Area Covered under Plantation ( Public and Forest Lands), Seedlings planted ( Public and Forest Lands), Road constructed- PMGSY, Villages electrified - DDUGJY, Pumps sets energized, Electricity supplied

### **Poor**

Rural Housing - PMAY(G)

## **25. SIKKIM**

### **Very Good**

Food Security:Targeted Public Distribution System(TPDS), Food Security:National Food Security Act(Normal)-NFSA, Food Security:National Food Security Act(Tide Over)-NFSA, SC families assisted - under SCA to SCSP & NSFDC, ICDS Blocks Operational (Cum.), Anganwadis Functional (Cum.), Road constructed- PMGSY, Electricity supplied

### **Good**

Area Covered under Plantation ( Public and Forest Lands), Seedlings planted ( Public and Forest Lands)

### **Poor**

Number of SHGs promoted (new and revived) during the financial year - NRLM, Number of SHGs provided Revolving Fund (RF) during the financial year - NRLM, Number of SHGs provided Community Investment Fund (CIF) during the financial year - NRLM, Rural Housing - PMAY(G), Houses constructed - EWS/LIG, Partially Covered Habitations – NRDWP

## **26. TAMIL NADU**

### **Very Good**

Number of SHGs promoted (new and revived) during the financial year - NRLM, Number of SHGs provided Revolving Fund (RF) during the financial year - NRLM, Number of SHGs provided Community Investment Fund (CIF) during the financial year - NRLM, Food Security:Targeted Public Distribution System(TPDS), Food Security:Antodaya Anna Yojana(AAY), Food Security:Targeted Public Distribution System (Only BPL), Food Security:National Food Security Act(Normal)-NFSA, Food Security:National Food Security Act(Tide Over)-NFSA, Houses constructed - EWS/LIG, Partially Covered Habitations – NRDWP, SC families assisted - under SCA to SCSP & NSFDC, ICDS Blocks Operational (Cum.), Anganwadis Functional (Cum.), Road constructed- PMGSY, Pumps sets energized, Electricity supplied

### **Good**

Rural Housing - PMAY(G)

### **Poor**

Coverage of quality affected habitations - NRDWP, Area Covered under Plantation ( Public and Forest Lands), Seedlings planted ( Public and Forest Lands)

## **27. TELANGANA**

### **Very Good**

Food Security:Targeted Public Distribution System(TPDS), Food Security:National Food Security Act(Normal)-NFSA, Partially Covered Habitations – NRDWP, ICDS Blocks Operational (Cum.), Anganwadis Functional (Cum.), Area Covered under Plantation ( Public and Forest Lands), Seedlings planted ( Public and Forest Lands), Pumps sets energized, Electricity supplied

### **Good**

Food Security:National Food Security Act(Tide Over)-NFSA

### **Poor**

Number of SHGs promoted (new and revived) during the financial year - NRLM, Rural Housing - PMAY(G), Houses constructed - EWS/LIG, Coverage of quality affected habitations - NRDWP, SC families assisted - under SCA to SCSP & NSFDC, Road constructed- PMGSY

## **28. TRIPURA**

### **Very Good**

Food Security:Targeted Public Distribution System(TPDS), Food Security:National Food Security Act(Tide Over)-NFSA, Partially Covered Habitations – NRDWP, ICDS Blocks Operational (Cum.), Anganwadis Functional (Cum.), Seedlings planted ( Public and Forest Lands), Road constructed- PMGSY, Electricity supplied

### **Good**

Food Security:National Food Security Act(Normal)-NFSA

### **Poor**

Number of SHGs promoted (new and revived) during the financial year - NRLM, Number of SHGs provided Revolving Fund (RF) during the financial year - NRLM, Number of SHGs provided Community Investment Fund (CIF) during the financial year - NRLM, Rural Housing - PMAY(G), Coverage of quality affected habitations - NRDWP, SC families assisted - under SCA to SCSP & NSFDC, Area Covered under Plantation ( Public and Forest Lands), Villages electrified - DDUGJY

## **29. UTTARAKHAND**

### **Very Good**

Number of SHGs provided Community Investment Fund (CIF) during the financial year - NRLM, Food Security:Targeted Public Distribution System(TPDS), Food Security:National Food Security Act(Normal)-NFSA, Food Security:National Food Security Act(Tide Over)-NFSA, Partially Covered Habitations – NRDWP, SC families assisted - under SCA to SCSP & NSFDC, ICDS Blocks Operational (Cum.), Anganwadis Functional (Cum.), Area Covered under Plantation ( Public and Forest Lands), Seedlings planted ( Public and Forest Lands), Road constructed- PMGSY, Pumps sets energized, Electricity supplied

### **Good**

Number of SHGs promoted (new and revived) during the financial year - NRLM, Rural Housing - PMAY(G)

### **Poor**

Number of SHGs provided Revolving Fund (RF) during the financial year - NRLM, Houses constructed - EWS/LIG, Coverage of quality affected habitations - NRDWP, Villages electrified - DDUGJY

### **30. UTTAR PRADESH**

#### **Very Good**

Food Security:Targeted Public Distribution System(TPDS), Food Security:National Food Security Act(Normal)-NFSA, Partially Covered Habitations – NRDWP, SC families assisted - under SCA to SCSP & NSFDC, ICDS Blocks Operational (Cum.), Anganwadis Functional (Cum.), Area Covered under Plantation ( Public and Forest Lands), Seedlings planted ( Public and Forest Lands), Villages electrified - DDUGJY, Electricity supplied

#### **Good**

Rural Housing - PMAY(G), Pumps sets energized

#### **Poor**

Number of SHGs promoted (new and revived) during the financial year - NRLM, Number of SHGs provided Revolving Fund (RF) during the financial year - NRLM, Number of SHGs provided Community Investment Fund (CIF) during the financial year - NRLM, Houses constructed - EWS/LIG, Coverage of quality affected habitations - NRDWP, Road constructed- PMGSY

### **31. WEST BENGAL**

#### **Very Good**

Number of SHGs provided Revolving Fund (RF) during the financial year - NRLM, Number of SHGs provided Community Investment Fund (CIF) during the financial year - NRLM, Food Security:Targeted Public Distribution System(TPDS), Food Security:National Food Security Act(Normal)-NFSA, Rural Housing - PMAY(G), SC families assisted - under SCA to SCSP & NSFDC, ICDS Blocks Operational (Cum.), Anganwadis Functional (Cum.), Seedlings planted ( Public and Forest Lands), Pumps sets energized, Electricity supplied

#### **Poor**

Number of SHGs promoted (new and revived) during the financial year - NRLM, Houses constructed - EWS/LIG, Partially Covered Habitations – NRDWP, Coverage of quality affected habitations - NRDWP, Area Covered under Plantation ( Public and Forest Lands), Road constructed- PMGSY, Villages electrified - DDUGJY

### **32. ANDAMAN AND NICOBAR ISLANDS**

#### **Very Good**

ICDS Blocks Operational (Cum.), Anganwadis Functional (Cum.), Area Covered under Plantation ( Public and Forest Lands), Seedlings planted ( Public and Forest Lands)

#### **Poor**

Food Security:Targeted Public Distribution System(TPDS), Food Security:National Food Security Act(Normal)-NFSA, Food Security:National Food Security Act(Tide Over)-NFSA, Rural Housing - PMAY(G), Partially Covered Habitations – NRDWP, Electricity supplied

### **33. CHANDIGARH**

#### **Very Good**

SC families assisted - under SCA to SCSP & NSFDC, ICDS Blocks Operational (Cum.), Anganwadis Functional (Cum.), Area Covered under Plantation ( Public and Forest Lands), Seedlings planted ( Public and Forest Lands), Electricity supplied

#### **Poor**

Houses constructed - EWS/LIG

### **34. DADRA AND NAGAR HAVELI**

#### **Very Good**

Food Security:Targeted Public Distribution System(TPDS), Food Security:National Food Security Act(Normal)-NFSA, Houses constructed - EWS/LIG, ICDS Blocks Operational (Cum.), Area Covered under Plantation ( Public and Forest Lands), Seedlings planted ( Public and Forest Lands), Electricity supplied

#### **Poor**

Rural Housing - PMAY(G), SC families assisted - under SCA to SCSP & NSFDC, Anganwadis Functional (Cum.), Pumps sets energized

### **35. DAMAN AND DIU**

#### **Very Good**

Food Security:Targeted Public Distribution System(TPDS), Food Security:National Food Security Act(Normal)-NFSA, ICDS Blocks Operational (Cum.), Anganwadis Functional (Cum.), Area Covered under Plantation ( Public and Forest Lands), Seedlings planted ( Public and Forest Lands), Pumps sets energized, Electricity supplied

#### **Poor**

Rural Housing - PMAY(G), SC families assisted - under SCA to SCSP & NSFDC

### **36. LAKSHADWEEP**

#### **Very Good**

Food Security:Targeted Public Distribution System(TPDS), Food Security:National Food Security Act(Normal)-NFSA, Food Security:National Food Security Act(Tide Over)-NFSA, ICDS Blocks Operational (Cum.), Anganwadis Functional (Cum.), Electricity supplied

#### **Poor**

Rural Housing - PMAY(G), Area Covered under Plantation ( Public and Forest Lands), Seedlings planted ( Public and Forest Lands)

# **TWENTY POINT PROGRAMME - 2006**

## **PART - II**

### **ITEM-WISE PERFORMANCE**

Table - 1

## Employment generation under the NREG Scheme

Sl. No.	State/UT Name	No. of job cards issued (Number) April 2016-March 2017	No. of job cards issued (Number) April 2015-March 2016 @	Employment generated (Number) April 2016-March 2017	Employment generated (Number) April 2015-March 2016	Wages given (Rupees) April 2016-March 2017	Wages given (Rupees) April 2015-March 2016
(1)	(2)	(3)	(4)	(5)	(6)	(7)	(8)
1	ANDHRA PRADESH	3,39,210	2,30,059	20,83,21,000	19,71,00,000	29,14,10,13,000	24,32,86,41,000
2	ARUNACHAL PRADESH	6,195	6,662	NR	NR	NR	NR
3	ASSAM	4,15,510	2,42,906	4,68,20,000	4,95,10,000	12,57,74,09,000	3,82,72,33,000
4	BIHAR	8,05,883	4,90,524	6,22,13,000	7,18,76,000	11,85,97,02,000	13,39,70,94,000
5	CHHATTISGARH	4,21,647	0	8,55,17,000	9,49,000	22,40,50,06,000	8,25,12,000
6	GOA	482	222	1,28,322	1,08,240	3,15,01,000	2,34,11,000
7	GUJARAT	8,93,751	32,141	3,63,10,000	2,24,71,000	6,67,39,59,000	3,06,19,04,000
8	HARYANA	8,39,813	0	84,90,000	48,48,000	2,31,19,000	10,71,60,000 \$
9	HIMACHAL PRADESH	16,797	4,876	2,34,71,000	1,76,50,000	4,21,29,71,000	2,83,98,31,000
10	JAMMU AND KASHMIR	11,61,532	45,588	2,67,34,700	3,12,55,000	3,20,40,00,000	3,71,34,00,000
11	JHARKHAND	2,54,816	58,629	5,33,83,923	NR	10,59,15,83,700	NR
12	KARNATAKA	1,71,323	62,856	9,15,48,000	6,72,63,000	33,17,09,91,000	18,30,66,09,000
13	KERALA	31,98,466	1,72,033	6,84,44,643	7,40,75,922	21,44,75,92,000	14,01,74,64,000
14	MADHYA PRADESH	0	0	0	0	0	0
15	MAHARASHTRA	2,49,306	1,60,848	6,90,88,270	7,23,38,667	13,30,06,47,000	12,15,50,61,000
16	MANIPUR	3,053	12,102	1,19,03,300	32,13,000 #	2,33,33,49,000	56,17,70,000 #
17	MEGHALAYA	18,568	350	2,79,78,000	1,98,98,635	5,14,33,63,000	1,84,38,27,000
18	MIZORAM	1,443	3,561	0	3,00,43,304 #	0	51,62,16,600 #
19	NAGALAND	1,042	785	NR	NR	NR	NR
20	ODISHA	1,60,458	1,52,493	7,76,40,000	4,61,67,000 #	14,45,62,72,000	9,63,90,02,000 #
21	PUDUCHERRY	0	0	3,78,000	5,62,000	9,08,76,000	9,19,00,000
22	PUNJAB	67,446	73,274	1,51,71,000	1,44,19,000	4,39,51,88,000	2,27,21,12,000
23	RAJASTHAN	0	74,807	25,96,84,000	23,41,20,000	33,88,87,14,000	24,99,08,11,000
24	SIKKIM	816	0	45,38,482	35,20,752	1,01,33,00,000	50,65,94,000
25	TAMIL NADU	1,25,439	1,77,787	39,80,00,000	36,73,75,000	55,49,69,90,000	47,21,93,12,000
26	TELANGANA	1,32,045	1,60,841	10,68,13,000	13,71,27,000	14,23,43,02,000	17,96,80,25,000
27	TRIPURA	0	0	0	NR	0	NR
28	UTTARAKHAND	9,280	30,064	2,36,18,200	2,17,89,300	5,08,93,67,000	3,24,72,95,300
29	UTTAR PRADESH	0	8,15,355	15,81,62,911	18,32,19,437	33,25,15,63,000	23,24,64,89,000
30	WEST BENGAL	2,57,013	2,15,060	23,25,64,000	28,66,69,350	56,94,32,62,000	36,38,43,38,000
31	ANDAMAN AND NICOBAR ISLANDS	824	562	4,30,868	2,77,952	8,23,31,000	10,03,89,000
32	DADRA AND NAGAR HAVELI	0	0	888	8,188	2,38,000	28,58,000
33	LAKSHADWEEP	8,432	0	110	3,123	1,40,000	8,66,000
<b>Grand Total</b>		<b>95,60,590</b>	<b>32,24,415</b>	<b>2,09,73,52,617</b>	<b>1,95,78,57,870</b>	<b>3,95,05,87,48,700</b>	<b>2,64,45,21,24,900</b>

Note:

@ Figures have been worked out from the MIS of MGNREGA of M/o Rural Development ([www.nrega.nic.in](http://www.nrega.nic.in))

NR Not Reported # Figures reported earlier have been repeated

\$ State has revised the figure downward

Table - 2(A)

**National Rural Livelihood Mission (NRLM)**  
**Number of SHGs promoted (new and revived) during the financial year**  
**(Unit: Number)**

Sl. No.	State/UT Name	Target		Achievement		Percent Achievement
		2016-2017	2015-2016	April 2016-March 2017 @	April 2015-March 2016	April 2016-March 2017
(1)	(2)	(3)	(4)	(5)	(6)	(7)
1	ANDHRA PRADESH	6,860	-	0	0	0
2	ARUNACHAL PRADESH	340	150	169	NR	50
3	ASSAM	27,634	11,305	20,141	13,680	73
4	BIHAR	55,902	22,551	1,89,148	4,176	338
5	CHHATTISGARH	13,090	12,960	26,471	21,243	202
6	GOA	1,218	NA	0	NA	0
7	GUJARAT	7,250	9,443	23,599	16,993	326
8	HARYANA	3,500	1,270	3,508	1,093	100
9	HIMACHAL PRADESH	1,270	300	973	2,937	77
10	JAMMU AND KASHMIR	6,290	20,250	8,547	3,174	136
11	JHARKHAND	25,390	14,107	45,971	NR	181
12	KARNATAKA	47,876	9,000	3,809	20,921	8
13	KERALA	-	-	10,944	0	-
14	MADHYA PRADESH	38,700	37,500	42,600	0	110
15	MAHARASHTRA	45,151	48,655	21,743	37,738	48
16	MANIPUR	453	300	458	NR	101
17	MEGHALAYA	1,524	650	1,173	447	77
18	MIZORAM	1,188	1,117	1,261	NR	106
19	NAGALAND	2,500	1,700	1,216	NR	49
20	ODISHA	13,680	85,900	12,793	NR	94
21	PUDUCHERRY	1,239	220	0	0	0
22	PUNJAB	2,380	800	1,913	2,116	80
23	RAJASTHAN	6,672	5,496	9,873	5,386	148
24	SIKKIM	1,255	-	826	554	66
25	TAMIL NADU	6,000	5,350	15,171	19,409 \$	253
26	TELANGANA	4,000	-	0	4,077	0
27	TRIPURA	2,700	1,040	1,671	NR	62
28	UTTARAKHAND	2,785	500	2,471	644	89
29	UTTAR PRADESH	52,690	12,522	21,014	45,384	40
30	WEST BENGAL	46,456	-	25,172	26,564	54
<b>Grand Total</b>		<b>4,25,993</b>	<b>3,03,086</b>	<b>4,92,635</b>	<b>2,26,536</b>	<b>116</b>

**Very Good:(90% or above of targets)**

BIHAR, CHHATTISGARH, GUJARAT, HARYANA, JAMMU AND KASHMIR, JHARKHAND, MADHYA PRADESH, MANIPUR, MIZORAM, ODISHA, RAJASTHAN, TAMIL NADU

**Good:(Between 80% to 90% targets)**

PUNJAB, UTTARAKHAND

**Poor:(Below 80% of targets)**

ANDHRA PRADESH, ARUNACHAL PRADESH, ASSAM, GOA, HIMACHAL PRADESH, KARNATAKA, MAHARASHTRA, MEGHALAYA, NAGALAND, PUDUCHERRY, SIKKIM, TELANGANA, TRIPURA, UTTAR PRADESH, WEST BENGAL

Note: @ Figures received from M/o Rural Development have been considered

NR Not Reported

\$ State has revised the figure downward

NA Not Applicable



## NRLM: No. of SHGs Promoted (New & Revived)

% Achievement of Target  
During April 2016 - March 2017

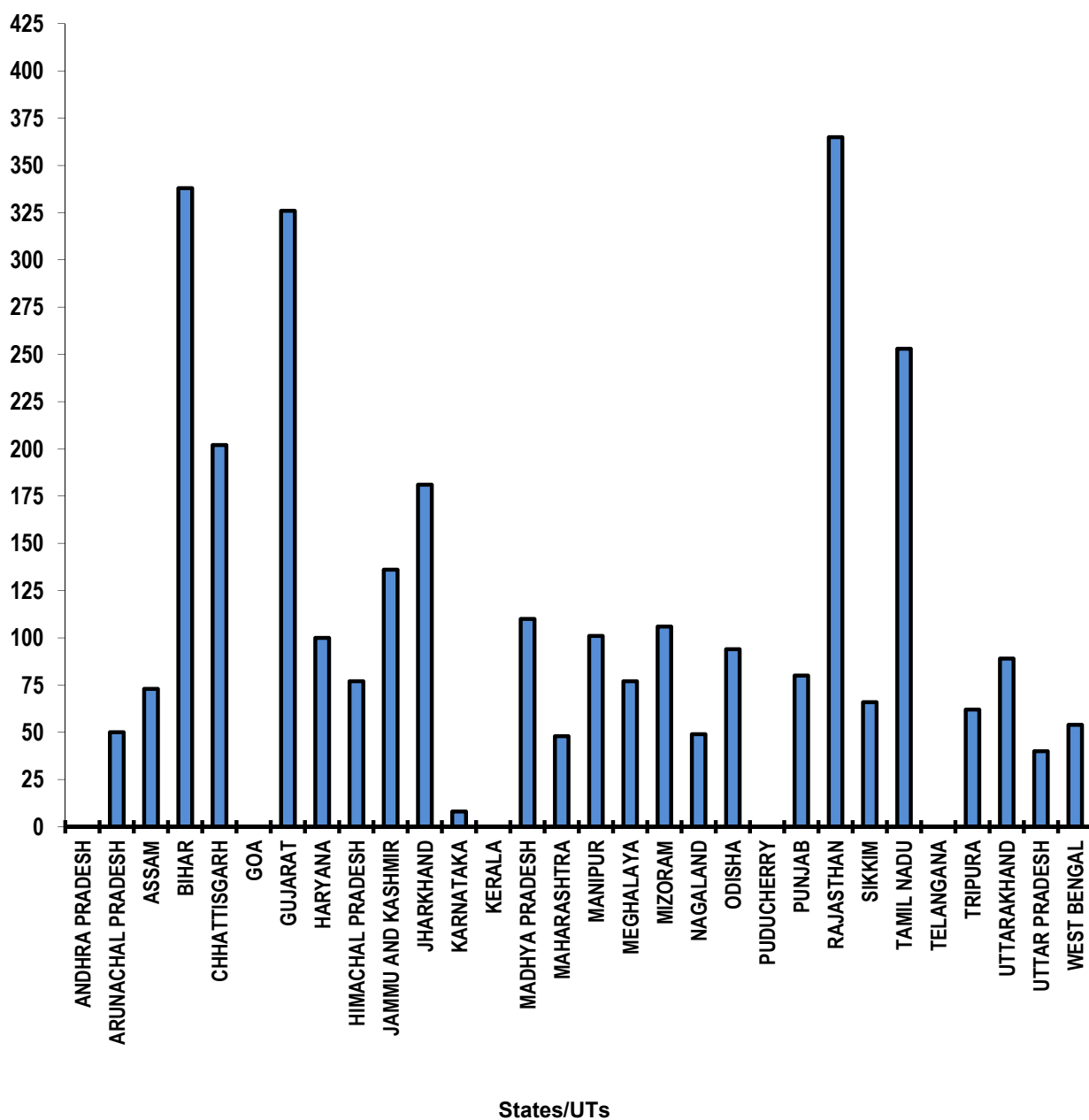


Table - 2(B)

**National Rural Livelihood Mission (NRLM)**  
**Number of SHGs provided Revolving Fund (RF) during the financial year**  
**(Unit: Number)**

Sl. No.	State/UT Name	Target 2016-2017	Target 2015-2016	Achievement April 2016-March 2017 @	Achievement April 2015-March 2016	Percent Achievement April 2016-March 2017
(1)	(2)	(3)	(4)	(5)	(6)	(7)
1	ANDHRA PRADESH	-	-	0	0	-
2	ARUNACHAL PRADESH	200	-	76	NR	38
3	ASSAM	19,620	15,600	21,174	13,288	108
4	BIHAR	33,000	-	62,870	52,084	191
5	CHHATTISGARH	8,342	6,300	9,639	14,875	116
6	GOA	1,061	NA	0	NA	0
7	GUJARAT	4,350	4,000	7,445	8,042	171
8	HARYANA	2,500	730	1,923	716	77
9	HIMACHAL PRADESH	640	300	254	1,592	40
10	JAMMU AND KASHMIR	5,573	20,250	3,775	3,143	68
11	JHARKHAND	20,870	12,099	14,819	NR	71
12	KARNATAKA	3,760	3,333	587	3,091	16
13	KERALA	180	-	768	0	427
14	MADHYA PRADESH	13,000	30,000	20,527	0	158
15	MAHARASHTRA	47,255	24,587	15,143	21,895	32
16	MANIPUR	362	-	188	NR	52
17	MEGHALAYA	1,143	450	499	193	44
18	MIZORAM	941	400	409	NR	43
19	NAGALAND	2,000	-	400	NR	20
20	ODISHA	7,039	7,120	14,087	NR	200
21	PUDUCHERRY	1,333	326	0	0	0
22	PUNJAB	1,600	890	1,030	1,547	64
23	RAJASTHAN	5,592	-	6,247	3,618	112
24	SIKKIM	1,166	-	836	0	72
25	TAMIL NADU	250	7,500	9,534	18,167	3,814
26	TELANGANA	-	1,840	0	0	-
27	TRIPURA	2,172	602	1,239	NR	57
28	UTTARAKHAND	2,104	340	1,544	413	73
29	UTTAR PRADESH	38,001	150	17,363	24,934	46
30	WEST BENGAL	11,333	21,057	16,057	20,828	142
<b>Grand Total</b>		<b>2,35,387</b>	<b>1,57,874</b>	<b>2,28,433</b>	<b>1,88,426</b>	<b>97</b>

**Very Good:(90% or above of targets)**

ASSAM, BIHAR, CHHATTISGARH, GUJARAT, KERALA, MADHYA PRADESH, ODISHA, RAJASTHAN, TAMIL NADU, WEST BENGAL

**Poor:(Below 80% of targets)**

ARUNACHAL PRADESH, GOA, HARYANA, HIMACHAL PRADESH, JAMMU AND KASHMIR, JHARKHAND, KARNATAKA, MAHARASHTRA, MANIPUR, MEGHALAYA, MIZORAM, NAGALAND, PUDUCHERRY, PUNJAB, SIKKIM, TRIPURA, UTTARAKHAND, UTTAR PRADESH

Note: @ Figures received from M/o Rural Development have been considered

NR Not Reported

NA Not Applicable

# NRLM: No. of SHGs Provided Revolving Fund

% Achievement of Target  
During April 2016 - March 2017

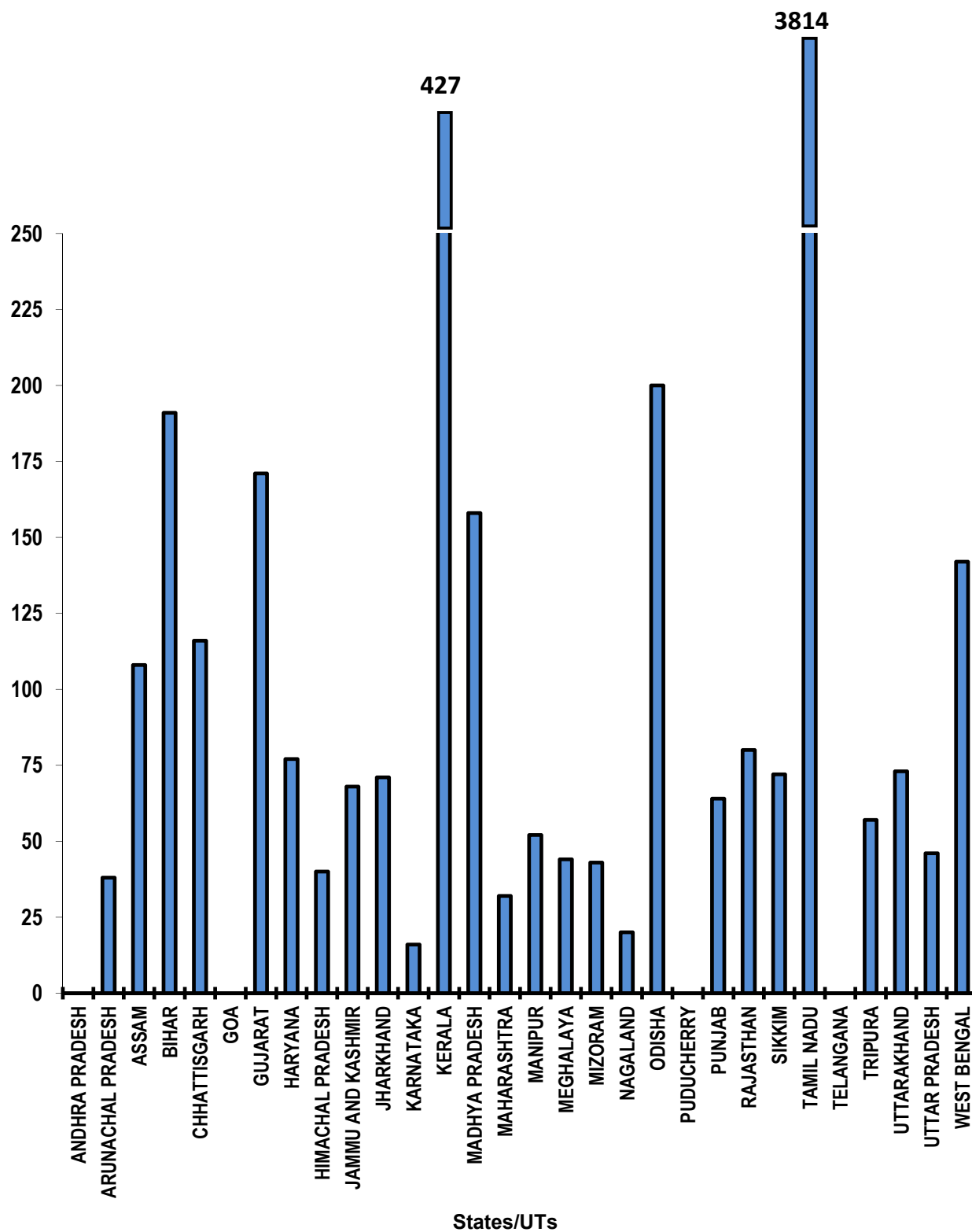


Table - 2(C)

**National Rural Livelihood Mission (NRLM)**  
**Number of SHGs provided Community Investment Fund (CIF) during the financial year**  
**(Unit: Number)**

Sl. No.	State/UT Name	Target 2016-2017	Target 2015-2016	Achievement April 2016-March 2017 @	Achievement April 2015-March 2016	Percent Achievement April 2016-March 2017
(1)	(2)	(3)	(4)	(5)	(6)	(7)
1	ANDHRA PRADESH	-	-	0	0	-
2	ARUNACHAL PRADESH	-	-	0	NR	-
3	ASSAM	5,250	9,150	9,022	11,680	172
4	BIHAR	33,000	42,872	41,344	50,831	125
5	CHHATTISGARH	4,550	5,352	5,833	9,432	128
6	GUJARAT	1,450	3,050	2,578	5,517	178
7	HARYANA	750	-	722	268	96
8	HIMACHAL PRADESH	390	150	21	164	5
9	JAMMU AND KASHMIR	-	20,250	2,461	2,715	-
10	JHARKHAND	10,503	11,912	11,133	NR	106
11	KARNATAKA	5,130	-	4,268	6,351	83
12	KERALA	-	-	885	0	-
13	MADHYA PRADESH	13,000	19,000	13,860	0	107
14	MAHARASHTRA	2,228	4,920	5,067	2,313	227
15	MANIPUR	300	-	0	NR	0
16	MEGHALAYA	160	165	38	92	24
17	MIZORAM	1,108	-	286	NR	26
18	NAGALAND	1,440	-	319	NR	22
19	ODISHA	6,864	57,210	12,909	NR	188
20	PUDUCHERRY	1,650	500	0	0	0
21	PUNJAB	600	806	312	776	52
22	RAJASTHAN	3,200	2,200	4,340	2,431	136
23	SIKKIM	300	-	0	0	0
24	TAMIL NADU	6,000	7,650	6,933	2,919	116
25	TELANGANA	-	-	0	0	-
26	TRIPURA	1,595	-	444	NR	28
27	UTTARAKHAND	737	200	750	245	102
28	UTTAR PRADESH	14,800	-	11,297	2,462	76
29	WEST BENGAL	10,515	3,431	15,714	2,880	149
<b>Grand Total</b>		<b>1,25,520</b>	<b>1,88,818</b>	<b>1,50,536</b>	<b>1,01,076</b>	<b>120</b>

**Very Good:(90% or above of targets)**

ASSAM, BIHAR, CHHATTISGARH, GUJARAT, HARYANA, JHARKHAND, MADHYA PRADESH, MAHARASHTRA, ODISHA, RAJASTHAN, TAMIL NADU, UTTARAKHAND, WEST BENGAL

**Good:(Between 80% to 90% targets)**

KARNATAKA

**Poor:(Below 80% of targets)**

HIMACHAL PRADESH, MANIPUR, MEGHALAYA, MIZORAM, NAGALAND, PUDUCHERRY, PUNJAB, SIKKIM, TRIPURA, UTTAR PRADESH

Note: @ Figures received from M/o Rural Development have been considered

NR Not Reported

**NRLM: No. of SHGs Provided Community  
Investment Fund (CIF)  
% Achievement of Target  
During April 2016- March 2017**

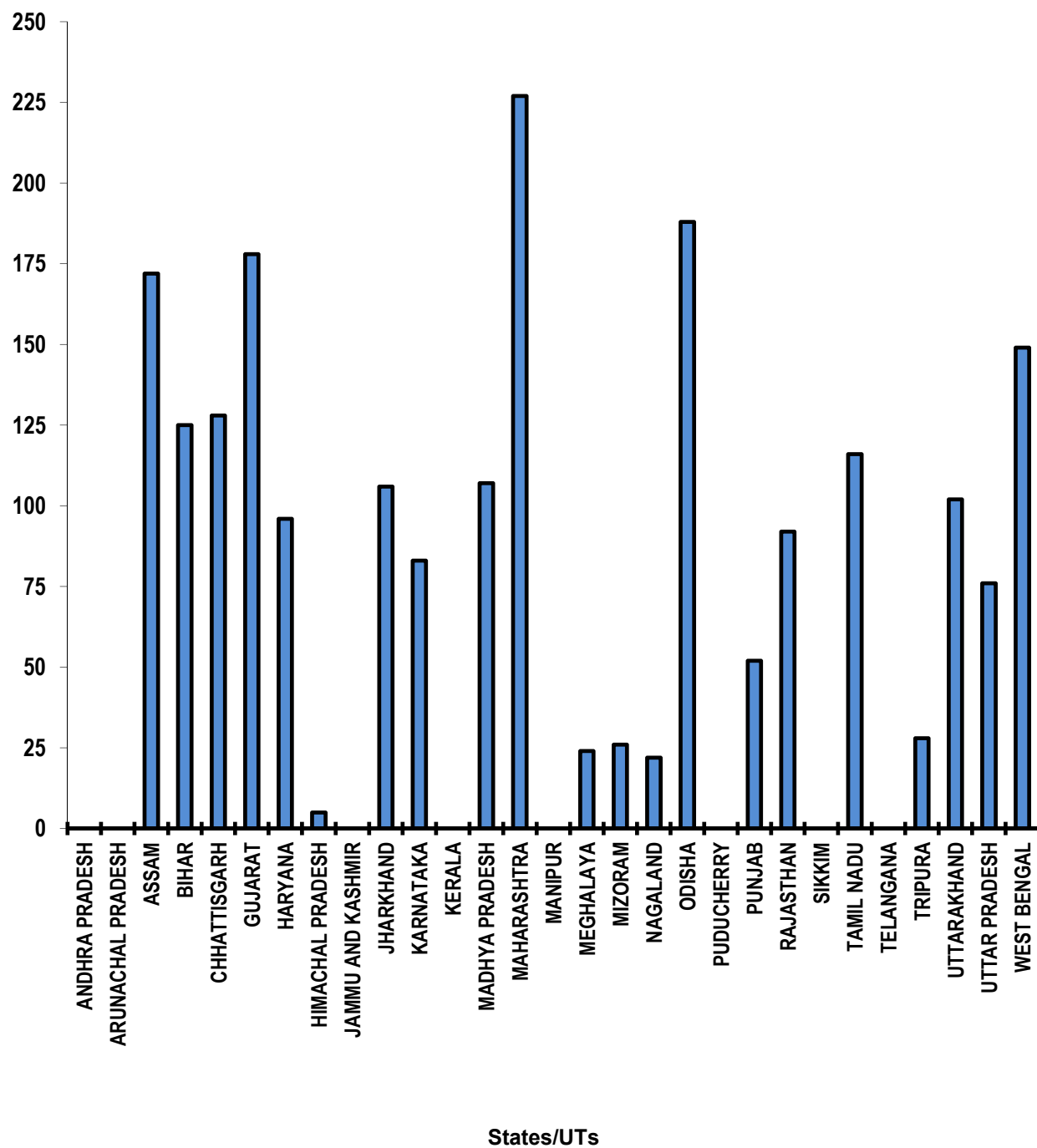


Table - 3(A)

Distribution of waste land to the landless  
(Unit: Hectare)

Sl. No.	State/UT Name	Total Land Distributed (Hectare) April 2016-March 2017	Total Land Distributed (Hectare) April 2015-March 2016
(1)	(2)	(3)	(4)
1	ANDHRA PRADESH	0	0
2	ARUNACHAL PRADESH	NR	NR
3	ASSAM	0	0
4	BIHAR	25	78
5	CHHATTISGARH	0	0
6	DELHI	0	0
7	GOA	0	0
8	GUJARAT	0	0
9	HARYANA	0	0
10	JAMMU AND KASHMIR	0	0
11	JHARKHAND	29,996	NR
12	KARNATAKA	0	0
13	KERALA	0	0
14	MADHYA PRADESH	0	0
15	MAHARASHTRA	0	0
16	MANIPUR	0	NR
17	MEGHALAYA	0	0
18	MIZORAM	NR	NR
19	NAGALAND	NR	NR
20	ODISHA	88	61
21	PUDUCHERRY	0	0
22	PUNJAB	0	0
23	RAJASTHAN	0	0
24	SIKKIM	0	0
25	TAMIL NADU	0	0
26	TELANGANA	1,000	2155
27	TRIPURA	0	NR
28	UTTARAKHAND	0	0
29	UTTAR PRADESH	2,024	645
30	WEST BENGAL	4,828	929
31	ANDAMAN AND NICOBAR ISLANDS	0	0
32	CHANDIGARH	0	0
33	DADRA AND NAGAR HAVELI	0	0
34	DAMAN AND DIU	0	0
35	LAKSHADWEEP	0	0
<b>Grand Total</b>		<b>37,961</b>	<b>3,868</b>

Note:

NR Not Reported

Table - 3(B)

## Distribution of waste land to the landless

Sl. No.	State/UT Name	Land Distributed to SC (Hectare) April 2016-March 2017	Land Distributed to SC (Hectare) April 2015-March 2016	Land Distributed to ST (Hectare) April 2016-March 2017	Land Distributed to ST (Hectare) April 2015-March 2016	Land Distributed to Others (Hectare) April 2016-March 2017	Land Distributed to Others (Hectare) April 2015-March 2016
(1)	(2)	(3)	(4)	(5)	(6)	(7)	(8)
1	ANDHRA PRADESH	0	0	0	0	0	0
2	ARUNACHAL PRADESH	NR	NR	NR	NR	NR	NR
3	ASSAM	0	0	0	0	0	0
4	BIHAR	11	59	1	0	14	19
5	CHHATTISGARH	0	0	0	0	0	0
6	DELHI	0	0	0	0	0	0
7	GOA	0	0	0	0	0	0
8	GUJARAT	0	0	0	0	0	0
9	HARYANA	0	0	0	0	0	0
10	JAMMU AND KASHMIR	0	0	0	0	0	0
11	JHARKHAND	3,748	NR	18976	NR	7272	NR
12	KARNATAKA	0	0	0	0	0	0
13	KERALA	0	0	0	0	0	0
14	MADHYA PRADESH	0	0	0	0	0	0
15	MAHARASHTRA	0	0	0	0	0	0
16	MANIPUR	0	NR	0	NR	0	NR
17	MEGHALAYA	0	0	0	0	0	0
18	MIZORAM	NR	NR	NR	NR	NR	NR
19	NAGALAND	NR	NR	NR	NR	NR	NR
20	ODISHA	10	17	62	37 #	16	7 #
21	PUDUCHERRY	0	0	0	0	0	0
22	PUNJAB	0	0	0	0	0	0
23	RAJASTHAN	0	0	0	0	0	0
24	SIKKIM	0	0	0	0	0	0
25	TAMIL NADU	0	0	0	0	0	0
26	TELANGANA	1,000	2155	0	0	0	0
27	TRIPURA	0	NR	0	NR	0	NR
28	UTTARAKHAND	0	0	0	0	0	0
29	UTTAR PRADESH	668	293	2	0	1354	352
30	WEST BENGAL	135	300	172	122	271	478
31	ANDAMAN AND NICOBAR ISLANDS	0	0	0	0	0	0
32	CHANDIGARH	0	0	0	0	0	0
33	DADRA AND NAGAR HAVELI	0	0	0	0	0	0
34	DAMAN AND DIU	0	0	0	0	0	0
35	LAKSHADWEEP	0	59	0	0	0	0
<b>Grand Total</b>		<b>5,572</b>	<b>2,883</b>	<b>19,213</b>	<b>159</b>	<b>8,927</b>	<b>856</b>

Note:

NR Not Reported

# Figures reported earlier have been repeated

Table - 4(A)

## Minimum Wages Enforcement (including Farm Labour)

Sl. No.	State/UT Name	Agriculture and Farm Workers: Inspections made (Number) April 2016-March 2017	Agriculture and Farm Workers: Inspections made (Number) April 2015-March 2016	Agriculture and Farm Workers: Irregularities detected (Number) April 2016-March 2017	Agriculture and Farm Workers: Irregularities detected (Number) April 2015-March 2016	Agriculture and Farm Workers: Irregularities rectified (Number) April 2016-March 2017	Agriculture and Farm Workers: Irregularities rectified (Number) April 2015-March 2016
(1)	(2)	(3)	(4)	(5)	(6)	(7)	(8)
1	ANDHRA PRADESH	NR	NR	NR	NR	NR	NR
2	ARUNACHAL PRADESH	NR	NR	NR	NR	NR	NR
3	ASSAM	NR	NR	NR	NR	NR	NR
4	BIHAR	2,624	71637	435	20054	442	20963
5	CHHATTISGARH	NR	NR	NR	NR	NR	NR
6	DELHI	NR	NR	NR	NR	NR	NR
7	GOA	NR	NR	NR	NR	NR	NR
8	GUJARAT	NR	NR	NR	NR	NR	NR
9	HARYANA	NR	414	NR	114	NR	0
10	HIMACHAL PRADESH	NR	NR	NR	NR	NR	NR
11	JAMMU AND KASHMIR	NR	3057	NR	120	NR	0
12	JHARKHAND	13,910	NR	1472	NR	6907	NR
13	KARNATAKA	NR	NR	NR	NR	NR	NR
14	KERALA	NR	NR	NR	NR	NR	NR
15	MADHYA PRADESH	NR	NR	NR	NR	NR	NR
16	MAHARASHTRA	NR	NR	NR	NR	NR	NR
17	MANIPUR	NR	NR	NR	NR	NR	NR
18	MEGHALAYA	NR	NR	NR	NR	NR	NR
19	MIZORAM	NR	NR	NR	NR	NR	NR
20	NAGALAND	NR	NR	NR	NR	NR	NR
21	ODISHA	NR	NR	NR	NR	NR	NR
22	PUDUCHERRY	NR	NR	NR	NR	NR	NR
23	PUNJAB	NR	NR	NR	NR	NR	NR
24	RAJASTHAN	NR	NR	NR	NR	NR	NR
25	SIKKIM	0	650	0	0	0	0
26	TAMIL NADU	87,724	111555	225	395	2	24
27	TELANGANA	NR	NR	NR	NR	NR	NR
28	TRIPURA	NR	NR	NR	NR	NR	NR
29	UTTARAKHAND	NR	NR	NR	NR	NR	NR
30	UTTAR PRADESH	NR	NR	NR	NR	NR	NR
31	WEST BENGAL	1,187	2586	2092	2588	1546	1482
32	ANDAMAN AND NICOBAR ISLANDS	4	27	32	0	32	0
33	CHANDIGARH	93	130	88	86	0	62
34	DADRA AND NAGAR HAVELI	4	7	0	0	0	0
35	DAMAN AND DIU	NR	NR	NR	NR	NR	NR
36	LAKSHADWEEP	NR	NR	NR	NR	NR	NR
<b>Grand Total</b>		<b>1,05,546</b>	<b>1,90,063</b>	<b>4,344</b>	<b>23,357</b>	<b>8,929</b>	<b>22,531</b>

Note:

NR Not Reported



Table - 4(B)

**Minimum Wages Enforcement (including Farm Labour)**  
(Unit: Number)

Sl. No.	State/UT Name	Agriculture and Farm Workers: Claims filed (Number) April 2016-March 2017	Agriculture and Farm Workers: Claims settled (Number) April 2016-March 2017	Agriculture and Farm Workers: Claims filed (Number) April 2015-March 2016	Agriculture and Farm Workers: Claims settled (Number) April 2015-March 2016
(1)	(2)	(3)	(4)	(5)	(6)
1	ANDHRA PRADESH	NR	NR	NR	NR
2	ARUNACHAL PRADESH	NR	NR	NR	NR
3	ASSAM	NR	NR	NR	NR
4	BIHAR	120	450	5956	5773
5	CHHATTISGARH	NR	NR	NR	NR
6	DELHI	NR	NR	NR	NR
7	GOA	NR	NR	NR	NR
8	GUJARAT	NR	NR	NR	NR
9	HARYANA	NR	NR	17	18
10	HIMACHAL PRADESH	NR	NR	NR	NR
11	JAMMU AND KASHMIR	NR	NR	16	6
12	JHARKHAND	497	95	NR	NR
13	KARNATAKA	NR	NR	NR	NR
14	KERALA	NR	NR	NR	NR
15	MADHYA PRADESH	NR	NR	NR	NR
16	MAHARASHTRA	NR	NR	NR	NR
17	MANIPUR	NR	NR	NR	NR
18	MEGHALAYA	NR	NR	NR	NR
19	MIZORAM	NR	NR	NR	NR
20	NAGALAND	NR	NR	NR	NR
21	ODISHA	NR	NR	NR	NR
22	PUDUCHERRY	NR	NR	NR	NR
23	PUNJAB	NR	NR	NR	NR
24	RAJASTHAN	NR	NR	NR	NR
25	SIKKIM	0	0	0	0
26	TAMIL NADU	985	796	1053	972
27	TELANGANA	NR	NR	NR	NR
28	TRIPURA	NR	NR	NR	NR
29	UTTARAKHAND	NR	NR	NR	NR
30	UTTAR PRADESH	NR	NR	NR	NR
31	WEST BENGAL	6	43	10	0
32	ANDAMAN AND NICOBAR ISLANDS	0	0	0	0
33	CHANDIGARH	21	0	0	1
34	DADRA AND NAGAR HAVELI	0	0	0	0
35	DAMAN AND DIU	NR	NR	NR	NR
36	LAKSHADWEEP	NR	NR	NR	NR
<b>Grand Total</b>		<b>1,629</b>	<b>1,384</b>	<b>7,052</b>	<b>6,770</b>

Note:

NR Not Reported

Table - 4(C)

## Minimum Wages Enforcement (including Farm Labour)

Sl. No.	State/UT Name	Agriculture and Farm Workers: Prosecution cases Pending (Number) April 2016-March 2017	Agriculture and Farm Workers: Prosecution cases Pending (Number) April 2015-March 2016	Agriculture and Farm Workers: Prosecution cases filed (Number) April 2016-March 2017	Agriculture and Farm Workers: Prosecution cases filed (Number) April 2015-March 2016	Agriculture and Farm Workers: Prosecution cases decided (Number) April 2016-March 2017	Agriculture and Farm Workers: Prosecution cases decided (Number) April 2015-March 2016
(1)	(2)	(3)	(4)	(5)	(6)	(7)	(8)
1	ANDHRA PRADESH	NR	NR	NR	NR	NR	NR
2	ARUNACHAL PRADESH	NR	NR	NR	NR	NR	NR
3	ASSAM	NR	NR	NR	NR	NR	NR
4	BIHAR	81	710	13	189	11	85
5	CHHATTISGARH	NR	NR	NR	NR	NR	NR
6	DELHI	NR	NR	NR	NR	NR	NR
7	GOA	NR	NR	NR	NR	NR	NR
8	GUJARAT	NR	NR	NR	NR	NR	NR
9	HARYANA	NR	2253	NR	26	NR	25
10	HIMACHAL PRADESH	NR	NR	NR	NR	NR	NR
11	JAMMU AND KASHMIR	NR	829	NR	288	NR	218
12	JHARKHAND	30	NR	2	NR	2	NR
13	KARNATAKA	NR	NR	NR	NR	NR	NR
14	KERALA	NR	NR	NR	NR	NR	NR
15	MADHYA PRADESH	NR	NR	NR	NR	NR	NR
16	MAHARASHTRA	NR	NR	NR	NR	NR	NR
17	MANIPUR	NR	NR	NR	NR	NR	NR
18	MEGHALAYA	NR	NR	NR	NR	NR	NR
19	MIZORAM	NR	NR	NR	NR	NR	NR
20	NAGALAND	NR	NR	NR	NR	NR	NR
21	ODISHA	NR	NR	NR	NR	NR	NR
22	PUDUCHERRY	NR	NR	NR	NR	NR	NR
23	PUNJAB	NR	NR	NR	NR	NR	NR
24	RAJASTHAN	NR	NR	NR	NR	NR	NR
25	SIKKIM	0	0	0	0	0	0
26	TAMIL NADU	1,639	1647	180	249	158	131
27	TELANGANA	NR	NR	NR	NR	NR	NR
28	TRIPURA	NR	NR	NR	NR	NR	NR
29	UTTARAKHAND	NR	NR	NR	NR	NR	NR
30	UTTAR PRADESH	NR	NR	NR	NR	NR	NR
31	WEST BENGAL	7,129	13913	851	844	435	242
32	ANDAMAN AND NICOBAR ISLANDS	0	0	0	0	0	0
33	CHANDIGARH	18	17	0	28	10	6
34	DADRA AND NAGAR HAVELI	0	0	0	0	0	0
35	DAMAN AND DIU	NR	NR	NR	NR	NR	NR
36	LAKSHADWEEP	NR	NR	NR	NR	NR	NR
Grand Total		8,897	19,369	1,046	1,624	616	707

Note:

NR Not Reported

Table - 5(A)

Food security-Targeted Public Distribution system (APL+BPL+AAY)

Sl. No.	State/UT Name	Allocation of Food Grains (Tonnes)	Allocation of Food Grains (Tonnes)	Off take (Tonnes)	Off take (Tonnes)	Percentage of offtake w.r.t. Allocation of Food Grains
		April 2016-March 2017	April 2015-March 2016	April 2016-March 2017	April 2015-March 2016	
(1)	(2)	(3)	(4)	(5)	(6)	(7)
1	ANDHRA PRADESH	18,71,844	21,10,254	18,46,494	20,69,543	99
2	ARUNACHAL PRADESH	88992	1,01,556	87048	1,01,417	98
3	ASSAM	16,86,864	18,11,924	15,64,721	16,54,279	93
4	BIHAR	54,93,864	52,41,275	52,46,761	50,25,021	96
5	CHHATTISGARH	13,84,056	13,84,056	12,68,718	13,84,056	92
6	DELHI	4,50,590	4,24,500	4,42,669	4,25,886	98
7	GOA	59016	61692	58115	64,072	98
8	GUJARAT	21,79,372	20,85,108	21,74,734	20,16,456	100
9	HARYANA	7,95,000	7,95,000	7,56,152	7,80,211	95
10	HIMACHAL PRADESH	5,08,024	5,07,996	5,04,691	5,11,970	99
11	JAMMU AND KASHMIR	7,51,080	7,55,852	7,48,255	7,47,628	100
12	JHARKHAND	16,75,879	14,60,148	16,37,775	10,96,211	98
13	KARNATAKA	26,08,836	26,08,836	22,22,899	22,38,332	85
14	KERALA	13,70,810	14,72,688	13,07,639	14,65,038	95
15	MADHYA PRADESH	34,72,032	33,90,015	31,63,436	31,82,270	91
16	MAHARASHTRA	46,05,192	46,05,192	42,38,045	43,24,368	92
17	MANIPUR	1,41,564	1,70,952	1,33,058	1,70,953	94
18	MEGHALAYA	1,76,000	1,86,484	1,75,396	1,73,878	100
19	MIZORAM	65757	69774	63632	71,504	97
20	NAGALAND	1,26,585	1,26,876	1,14,064	1,34,020	90
21	ODISHA	20,97,822	20,99,939	22,67,370	18,50,529	108
22	PUDUCHERRY	0	25130	0	4,526	-
23	PUNJAB	8,70,120	8,70,120	8,85,548	8,90,317	102
24	RAJASTHAN	27,91,573	27,91,572	25,66,230	26,81,131	92
25	SIKKIM	44328	44292	45276	43,333	102
26	TAMIL NADU	37,04,048	37,22,832	37,76,229	37,46,034	102
27	TELANGANA	13,38,000	14,65,680	13,35,149	12,79,220	100
28	TRIPURA	2,79,016	2,84,431	2,61,211	2,74,810	94
29	UTTARAKHAND	5,02,996	5,07,492	4,95,443	5,29,586	98
30	UTTAR PRADESH	93,52,305	74,72,363	91,72,495	72,82,416	98
31	WEST BENGAL	37,92,065	36,18,996	35,16,467	33,19,673	93
32	ANDAMAN AND NICOBAR ISLANDS	29563	33649	8535	22,378	29
33	CHANDIGARH	0	13005	0	14,762	-
34	DADRA AND NAGAR HAVELI	9157	10341	8887	10,220	97
35	DAMAN AND DIU	5669	5792	5227	4,436	92
36	LAKSHADWEEP	4235	4620	4543	3,720	107
Grand Total		54332254	5,23,40,432	5,21,02,912	4,95,94,204	96

Very Good:(90% or above of targets)

ANDHRA PRADESH, ARUNACHAL PRADESH, ASSAM, BIHAR, CHHATTISGARH, DELHI, GOA, GUJARAT, HARYANA, HIMACHAL PRADESH, JAMMU AND KASHMIR, JHARKHAND, KERALA, MADHYA PRADESH, MAHARASHTRA, MANIPUR, MEGHALAYA, MIZORAM, NAGALAND, ODISHA, PUNJAB, RAJASTHAN, SIKKIM, TAMIL NADU, TELANGANA, TRIPURA, UTTARAKHAND, UTTAR PRADESH, WEST BENGAL, DADRA AND NAGAR HAVELI, DAMAN AND DIU, LAKSHADWEEP

Good:(Between 80% to 90% targets)

KARNATAKA

Poor:(Below 80% of targets)

ANDAMAN AND NICOBAR ISLANDS

# Food Security: Targeted Public Distribution System (APL+BPL+AAY)

## Off take

% Achievement of Target  
During April 2016 - March 2017

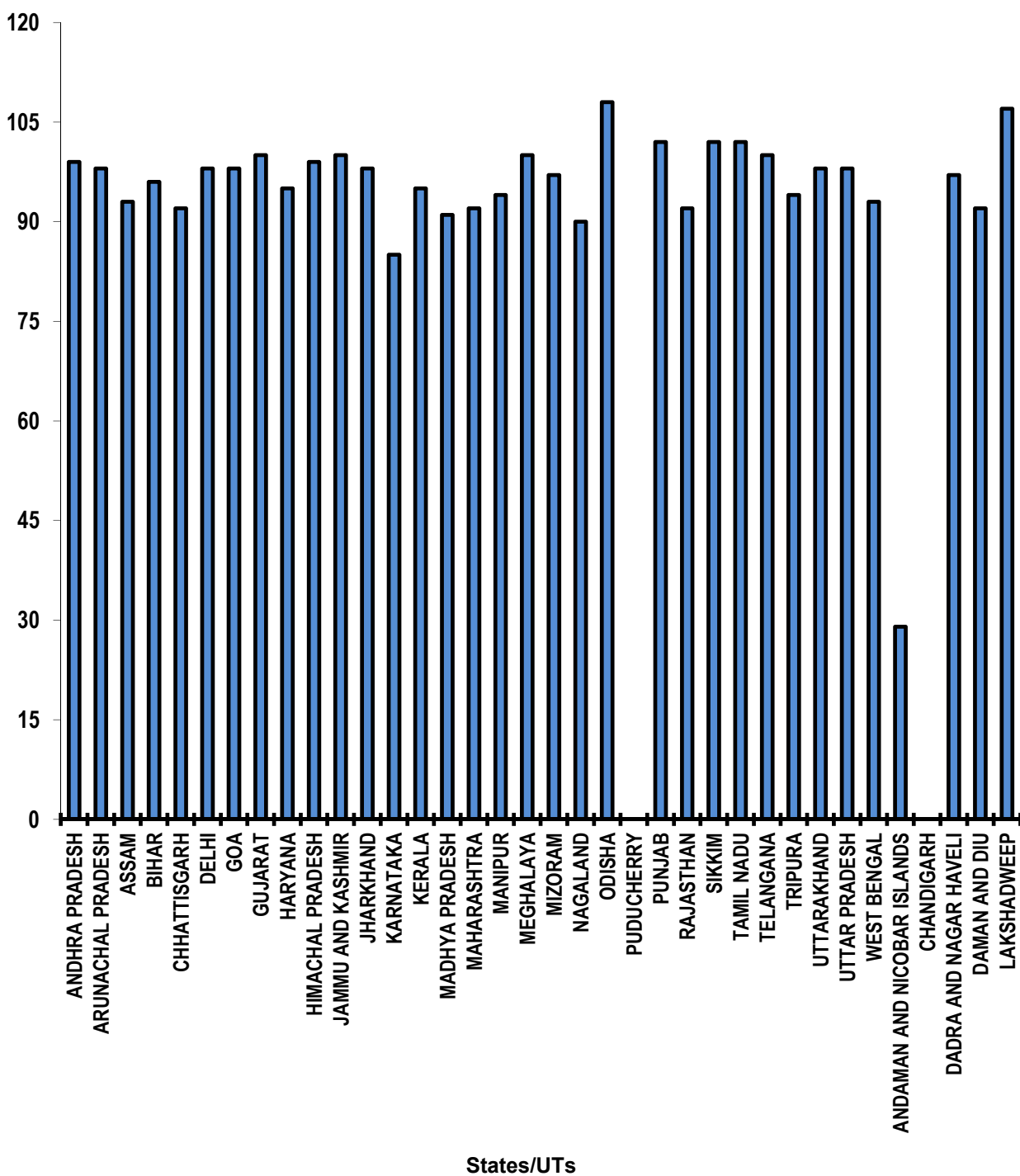


Table - 5(B)

## Food security-Targeted Public Distribution system (only AAY)

Sl. No.	State/UT Name	Allocation of Food Grains (Tonnes)	Allocation of Food Grains (Tonnes)	Off take (Tonnes)	Percentage of
		April 2016- March 2017	April 2015- March 2016	April 2016- March 2017	offtake w.r.t. Allocation of Food Grains
(1)	(2)	(3)	(4)	(5)	(6)
1	ANDHRA PRADESH	0	2,54,384	0	-
2	ARUNACHAL PRADESH	0	15,972	0	-
3	ASSAM	0	1,97,128	0	-
4	BIHAR	0	0	683	-
5	CHHATTISGARH	0	0	0	-
6	DELHI	0	0	0	-
7	GOA	0	4,072	0	-
8	GUJARAT	0	3,26,292	231	-
9	HARYANA	0	0	0	-
10	HIMACHAL PRADESH	0	0	0	-
11	JAMMU AND KASHMIR	0	89,490	1,080	-
12	JHARKHAND	0	1,92,762	0	-
13	KARNATAKA	0	0	0	-
14	KERALA	1,45,985	2,50,260	1,73,241	119
15	MADHYA PRADESH	0	0	0	-
16	MAHARASHTRA	0	0	0	-
17	MANIPUR	0	26,724	0	-
18	MEGHALAYA	0	24,570	0	-
19	MIZORAM	0	10,010	0	-
20	NAGALAND	6,264	19,968	6,656	106
21	ODISHA	0	3,37,748	0	-
22	PUDUCHERRY	0	5,645	0	-
23	PUNJAB	0	0	0	-
24	RAJASTHAN	0	0	0	-
25	SIKKIM	0	5,202	0	-
26	TAMIL NADU	4,56,834	7,83,144	5,16,675	113
27	TELANGANA	0	1,36,356	0	-
28	TRIPURA	0	19,800	0	-
29	UTTARAKHAND	0	40,092	0	-
30	UTTAR PRADESH	0	15,09,370	11	-
31	WEST BENGAL	0	3,62,579	7,221	-
32	ANDAMAN AND NICOBAR ISLANDS	0	1,595	0	-
33	CHANDIGARH	0	0	0	-
34	DADRA AND NAGAR HAVELI	0	2,013	0	-
35	DAMAN AND DIU	0	371	0	-
36	LAKSHADWEEP	0	168	0	-
Grand Total		6,09,083	46,15,715	7,05,798	116

Very Good:(90% or above of targets)

KERALA, NAGALAND, TAMIL NADU

# Food Security: Targeted Public Distribution System (Only Antyodaya Anna Yojana)

## Off take

% Achievement of Target  
During April 2016 - March 2017

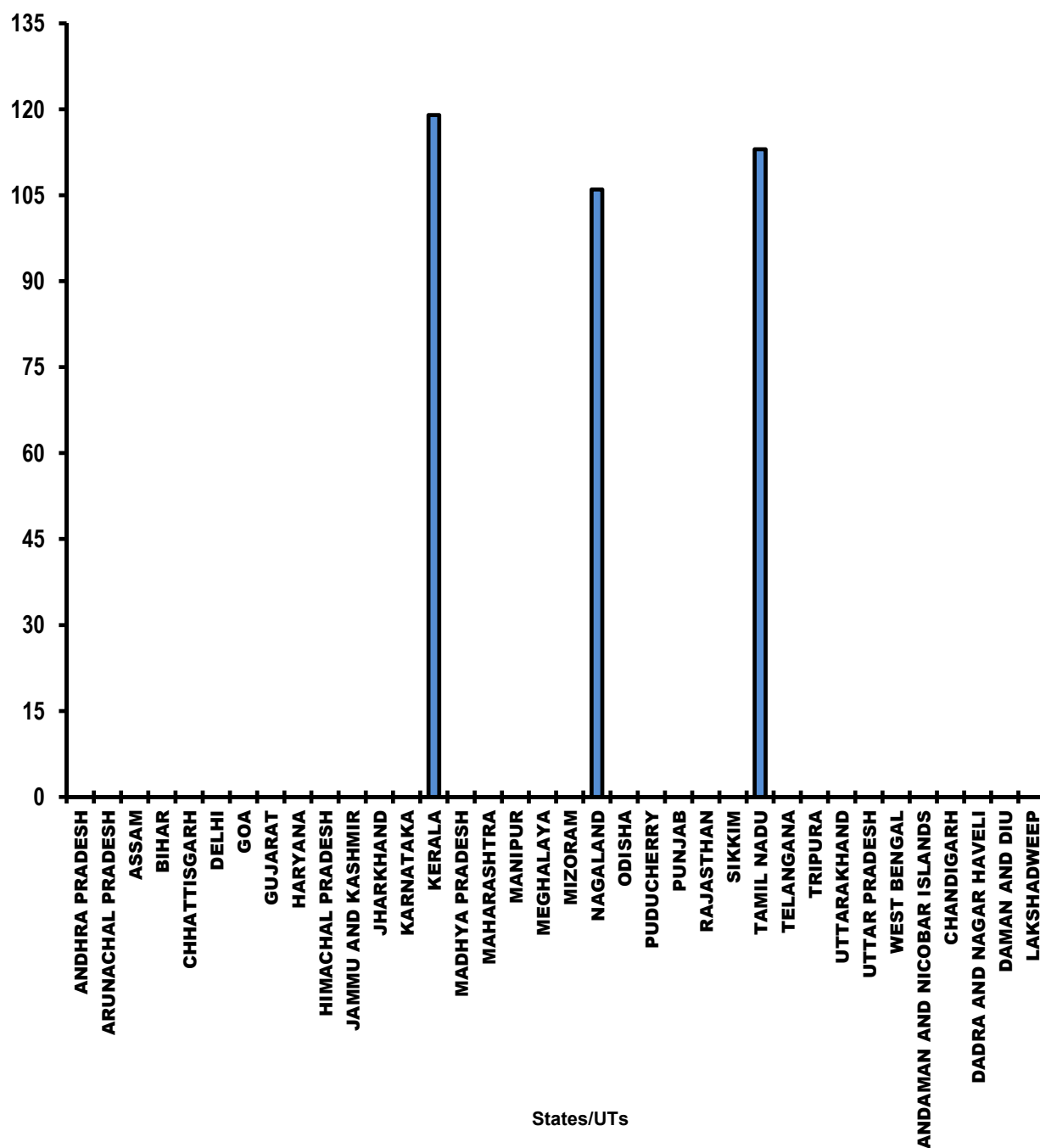


Table - 5(C)

## Food Security - Targeted Public Distribution System (Only BPL)

Sl. No.	State/UT Name	Allocation of Food Grains (Tonnes)		Off take (Tonnes)	Off take (Tonnes)	Percentage of offtake w.r.t. Allocation of Food Grains
		April 2016- March 2017	April 2016- March 2017	April 2016- March 2017	April 2015- March 2016	
(1)	(2)	(3)	(4)	(5)	(6)	
1	ANDHRA PRADESH	0	0	4,72,890	-	-
2	ARUNACHAL PRADESH	0	81	25,537	-	-
3	ASSAM	0	0	3,20,853	-	-
4	BIHAR	0	0	0	-	-
5	CHHATTISGARH	0	0	0	-	-
6	DELHI	0	0	0	-	-
7	GOA	0	0	3,601	-	-
8	GUJARAT	0	69	5,64,337	-	-
9	HARYANA	0	0	0	-	-
10	HIMACHAL PRADESH	0	0	0	-	-
11	JAMMU AND KASHMIR	0	0	1,96,043	-	-
12	JHARKHAND	0	0	3,54,915	-	-
13	KARNATAKA	0	0	0	-	-
14	KERALA	2,34,703	2,72,344	4,00,314	116	-
15	MADHYA PRADESH	0	0	0	-	-
16	MAHARASHTRA	0	0	0	-	-
17	MANIPUR	0	0	43,007	-	-
18	MEGHALAYA	0	0	43,794	-	-
19	MIZORAM	0	0	18,333	-	-
20	NAGALAND	8,804	10,704	33,731	122	-
21	ODISHA	0	0	7,43,408	-	-
22	PUDUCHERRY	0	0	1,119	-	-
23	PUNJAB	0	0	0	-	-
24	RAJASTHAN	0	0	0	-	-
25	SIKKIM	0	0	8,477	-	-
26	TAMIL NADU	7,34,552	8,02,777	12,73,144	109	-
27	TELANGANA	0	0	2,21,816	-	-
28	TRIPURA	0	0	31,825	-	-
29	UTTARAKHAND	0	0	83,562	-	-
30	UTTAR PRADESH	0	0	24,70,561	-	-
31	WEST BENGAL	0	6,768	14,40,550	-	-
32	ANDAMAN AND NICOBAR ISLANDS	0	0	2,311	-	-
33	CHANDIGARH	0	0	0	-	-
34	DADRA AND NAGAR HAVELI	0	0	4,609	-	-
35	DAMAN AND DIU	0	0	520	-	-
36	LAKSHADWEEP	0	0	0	-	-
Grand Total		9,78,059	10,92,743	87,59,257	112	-

Very Good:(90% or above of targets)

KERALA, NAGALAND, TAMIL NADU

# Food Security: Targeted Public Distribution System (Only BPL)

## Off take

% Achievement of Target  
During April 2016 - March 2017

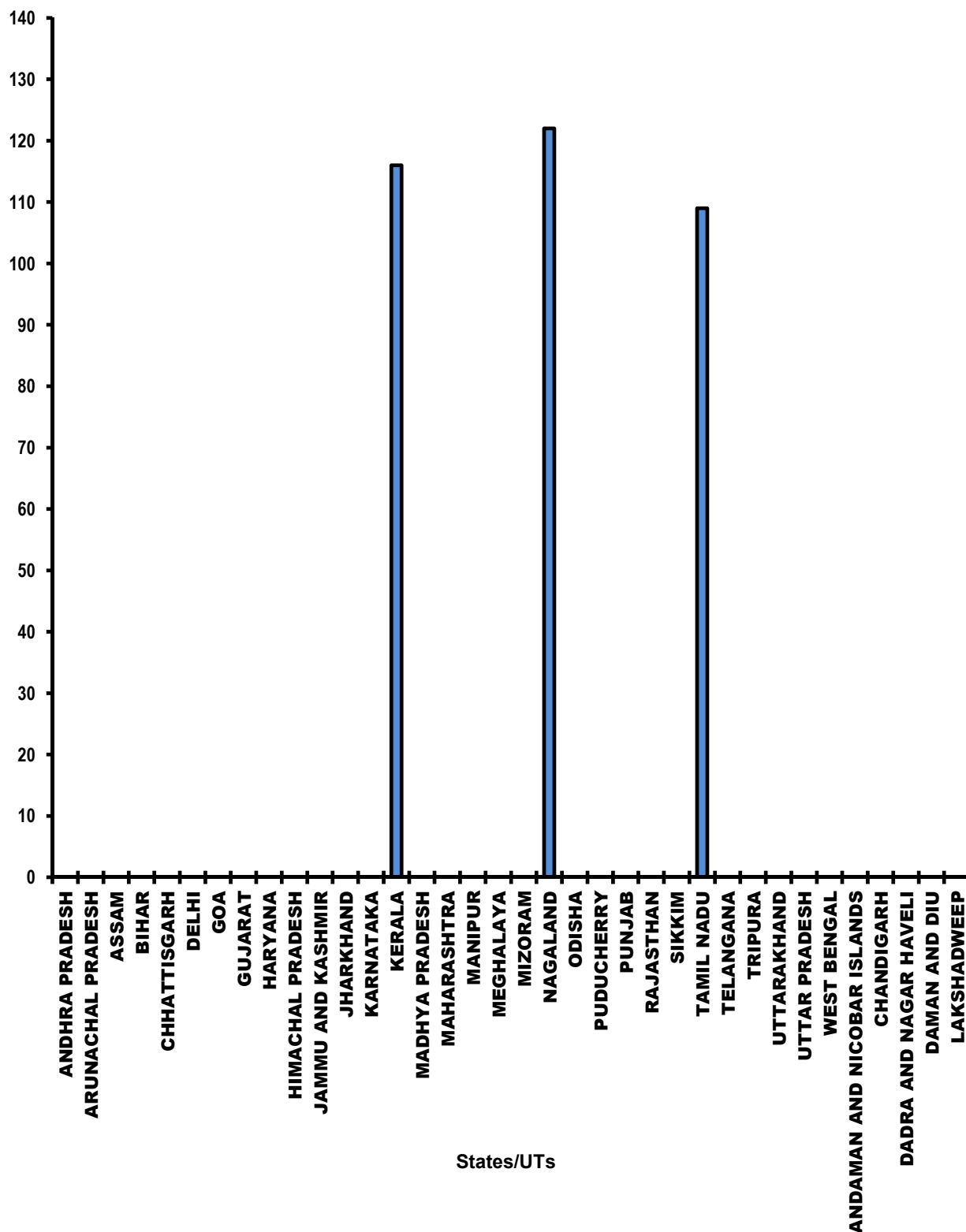




Table - 5(D)

## Food Security: National Food Security Act(Normal)-NFSA

Sl. No.	State/UT Name	Allocation of Food Grains (Tonnes)	Off take (Tonnes)	Off take (Tonnes)	Percentage of offtake w.r.t. Allocation of Food Grains
		April 2016- March 2017	April 2016- March 2017	April 2015- March 2016	
(1)	(2)	(3)	(4)	(5)	(6)
1	ANDHRA PRADESH	18,49,776	18,11,598	4,42,538	98
2	ARUNACHAL PRADESH	56,124	54,704	0	97
3	ASSAM	16,10,010	15,08,048	3,62,557	94
4	BIHAR	54,93,864	52,46,078	50,25,021	95
5	CHHATTISGARH	13,84,056	12,68,718	13,84,056	92
6	DELHI	4,50,574	4,42,669	4,25,638	98
7	GOA	33,832	32,932	12,040	97
8	GUJARAT	21,79,372	21,73,362	0	100
9	HARYANA	7,95,000	7,56,152	7,80,211	95
10	HIMACHAL PRADESH	1,98,374	1,98,300	1,86,084	100
11	JAMMU AND KASHMIR	4,75,736	4,78,071	6,494	100
12	JHARKHAND	16,75,879	16,36,061	5,05,277	98
13	KARNATAKA	26,08,836	22,22,899	22,38,332	85
14	KERALA	4,27,300	3,57,448	0	84
15	MADHYA PRADESH	34,72,032	31,60,762	31,82,270	91
16	MAHARASHTRA	46,05,192	42,38,045	43,24,368	92
17	MANIPUR	1,41,564	1,33,058	0	94
18	MEGHALAYA	1,29,600	1,34,409	0	104
19	MIZORAM	45,579	45,021	0	99
20	NAGALAND	63,347	54,734	773	86
21	ODISHA	20,97,822	22,67,370	5,35,843	108
22	PUDUCHERRY	0	0	0	-
23	PUNJAB	8,70,120	8,85,548	8,90,317	102
24	RAJASTHAN	27,91,573	25,66,230	26,81,131	92
25	SIKKIM	26,351	26,392	6,575	100
26	TAMIL NADU	10,10,570	9,30,677	0	92
27	TELANGANA	12,96,048	13,00,240	5,35,145	100
28	TRIPURA	1,74,293	1,53,489	81,169	88
29	UTTARAKHAND	4,01,460	3,98,549	1,89,632	99
30	UTTAR PRADESH	93,52,305	91,69,725	9,93,055	98
31	WEST BENGAL	37,92,065	35,02,478	6,63,501	92
32	ANDAMAN AND NICOBAR ISLANDS	3,996	1,266	0	32
33	CHANDIGARH	0	0	6,529	-
34	DADRA AND NAGAR HAVELI	9,157	8,887	988	97
35	DAMAN AND DIU	5,669	5,227	2,221	92
36	LAKSHADWEEP	1,397	1,396	1,016	100
Grand Total		4,95,28,873	4,71,70,543	2,54,62,781	95

Very Good: (90% or above of targets)

ANDHRA PRADESH, ARUNACHAL PRADESH, ASSAM, BIHAR, CHHATTISGARH, DELHI, GOA, GUJARAT, HARYANA, HIMACHAL PRADESH, JAMMU AND KASHMIR, JHARKHAND, MADHYA PRADESH, MAHARASHTRA, MANIPUR, MEGHALAYA, MIZORAM, ODISHA, PUNJAB, RAJASTHAN, SIKKIM, TAMIL NADU, TELANGANA, UTTARAKHAND, UTTAR PRADESH, WEST BENGAL, DADRA AND NAGAR HAVELI, DAMAN AND DIU, LAKSHADWEEP

Good: (Between 80% to 90% targets)

KARNATAKA, KERALA, NAGALAND, TRIPURA

Poor: (Below 80% of targets)

ANDAMAN AND NICOBAR ISLANDS

# Food Security: National Food Security Act (Normal)

## Off take

% Achievement of Target  
During April 2016 - March 2017

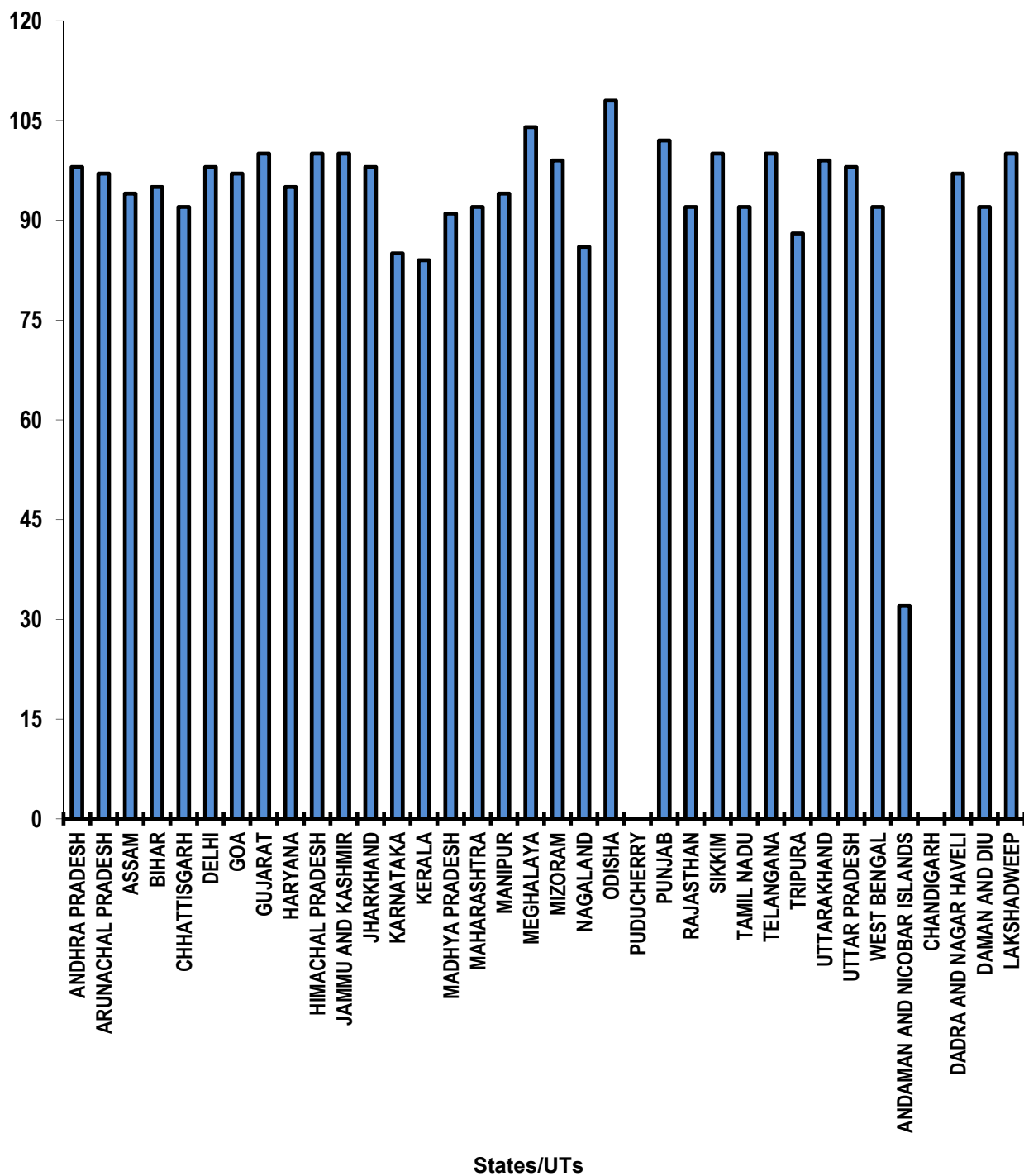


Table - 5(E)

Food Security: National Food Security Act (Tide Over)-NFSA

Sl. No.	State/UT Name	Allocation of Food Grains (Tonnes)	Off take (Tonnes)	Off take (Tonnes)	Percentage of
		April 2016- March 2017	April 2016- March 2017	April 2015- March 2016	offtake w.r.t. Allocation of Food Grains
(1)	(2)	(3)	(4)	(5)	(6)
1	ANDHRA PRADESH	22,068	34,896	9,106	158
2	ARUNACHAL PRADESH	32,868	31,305	0	95
3	ASSAM	76,854	56,653	31,227	74
4	BIHAR	0	0	0	-
5	CHHATTISGARH	0	0	0	-
6	DELHI	16	0	248	0
7	GOA	25,184	25,183	8,528	100
8	GUJARAT	0	0	0	-
9	HARYANA	0	0	0	-
10	HIMACHAL PRADESH	3,09,650	3,06,391	3,25,886	99
11	JAMMU AND KASHMIR	2,75,344	2,69,104	550	98
12	JHARKHAND	0	1,714	0	-
13	KARNATAKA	0	0	0	-
14	KERALA	1,66,470	1,49,886	0	90
15	MADHYA PRADESH	0	2,674	0	-
16	MAHARASHTRA	0	0	0	-
17	MANIPUR	0	0	0	-
18	MEGHALAYA	46,400	40,987	1,311	88
19	MIZORAM	20,178	18,611	0	92
20	NAGALAND	23,238	10,549	46	45
21	ODISHA	0	0	0	-
22	PUDUCHERRY	0	0	0	-
23	PUNJAB	0	0	0	-
24	RAJASTHAN	0	0	0	-
25	SIKKIM	17,977	18,884	3,549	105
26	TAMIL NADU	5,21,826	5,26,803	0	101
27	TELANGANA	41,952	34,909	16,808	83
28	TRIPURA	1,04,723	1,07,722	53,968	103
29	UTTARAKHAND	1,01,536	96,894	47,456	95
30	UTTAR PRADESH	0	2,759	0	-
31	WEST BENGAL	0	0	0	-
32	ANDAMAN AND NICOBAR ISLANDS	25,567	7,269	0	28
33	CHANDIGARH	0	0	8,233	-
34	DADRA AND NAGAR HAVELI	0	0	0	-
35	DAMAN AND DIU	0	0	0	-
36	LAKSHADWEEP	2,838	3,147	1,664	111
Grand Total		18,14,689	17,46,340	5,08,580	96

Very Good: (90% or above of targets)

ANDHRA PRADESH, ARUNACHAL PRADESH, GOA, HIMACHAL PRADESH, JAMMU AND KASHMIR, KERALA, MIZORAM, SIKKIM, TAMIL NADU, TRIPURA, UTTARAKHAND, LAKSHADWEEP

Good: (Between 80% to 90% targets)

MEGHALAYA, TELANGANA

Poor: (Below 80% of targets)

ASSAM, DELHI, NAGALAND, ANDAMAN AND NICOBAR ISLANDS

# Food Security: National Food Security Act (Tide Over)

## Off take

% Achievement of Target  
During April 2016 - March 2017

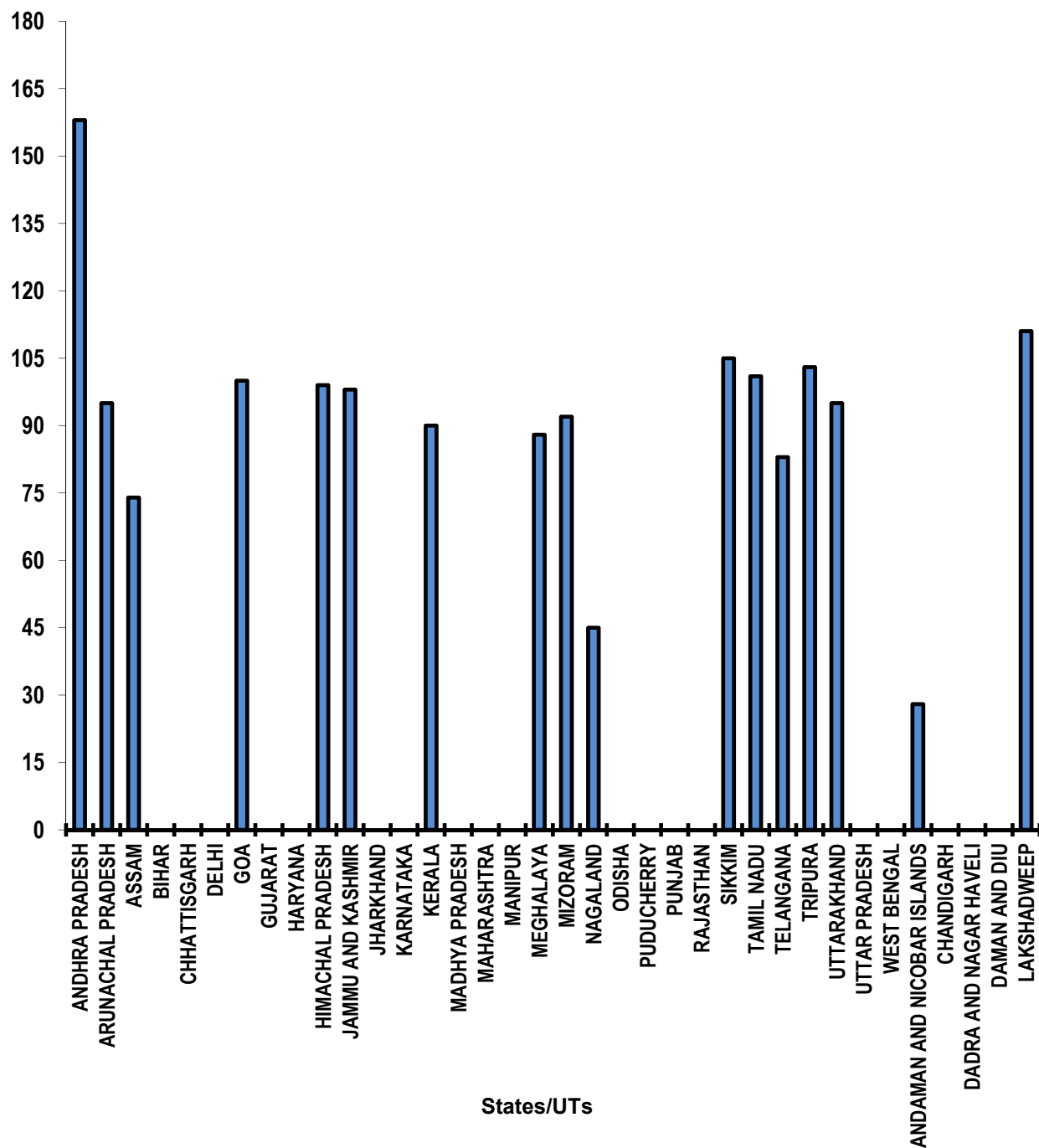


Table - 6

**Rural Housing - Pradhan Mantri Awaas Yojana (Grameen)**  
Houses constructed  
(Unit: Number)

Sl. No.	State/UT Name	Target		Achievement		Percent Achievement April 2016-March 2017
		2016-2017 **	2015-2016	April 2016-March 2017 @	April 2015-March 2016	
(1)	(2)	(3)	(4)	(5)	(6)	(5)/(3)
1	ANDHRA PRADESH	75,054	65,976	30,394	55,447	40
2	ARUNACHAL PRADESH	9,034	1,357	0	NR	0
3	ASSAM	2,19,695	1,23,193	2,49,740	40,817	114
4	BIHAR	6,37,658	2,36,271	6,95,135	4,76,379	109
5	CHHATTISGARH	2,32,903	36,158	1,25,075	39,373	54
6	GOA	761	495	594	1,126	78
7	GUJARAT	1,13,595	28,753	39,841	54,537	35
8	HARYANA	25,556	29,314	16,870	12,428	66
9	HIMACHAL PRADESH	4,874	2,635	4,463	2,972	92
10	JAMMU AND KASHMIR	17,020	7,579	3,137	9,989	18
11	JHARKHAND	2,30,855	41,901	1,43,575	NR	62
12	KARNATAKA	93,065	80,087	80,120	1,00,514	86
13	KERALA	32,559	49,792	71,041	41,567	218
14	MADHYA PRADESH	4,48,147	97,109	3,67,611	0	82
15	MAHARASHTRA	2,30,422	1,58,763	1,36,883	1,13,537	59
16	MANIPUR	11,315	3,133	869	NR	8
17	MEGHALAYA	17,030	5,672	7,059	1,634	41
18	MIZORAM	4,806	870	534	NR	11
19	NAGALAND	9,149	996	933	NR	10
20	ODISHA	3,96,102	1,35,403	76,483	3,84,675 #	19
21	PUDUCHERRY	429	549	0	0	0
22	PUNJAB	24,469	47,844	2462	2,841	10
23	RAJASTHAN	2,50,258	85,162	1,07,874	1,03,246	43
24	SIKKIM	1,957	1,234	754	40	39
25	TAMIL NADU	1,76,338	45,044	1,44,880	16,895	82
26	TELANGANA	50,959	56,748	2,759	45,783	5
27	TRIPURA	23,730	6,423	7,084	NR	30
28	UTTARAKHAND	10,861	6,432	8,710	8,811	80
29	UTTAR PRADESH	5,75,258	3,58,551	4,78,253	2,54,276	83
30	WEST BENGAL	4,36,512	3,64,877	4,21,562	3,13,261	97
31	ANDAMAN AND NICOBAR ISLANDS	210	609	0	151	0
32	DADRA AND NAGAR HAVELI	304	157	0	0	0
33	DAMAN AND DIU	54	43	0	0	0
34	LAKSHADWEEP	57	16	0	231	0
<b>Grand Total</b>		<b>43,60,996</b>	<b>20,79,146</b>	<b>32,24,695</b>	<b>20,80,530</b>	<b>74</b>

**Very Good:(90% or above of targets)**

ASSAM, BIHAR, HIMACHAL PRADESH, KERALA, WEST BENGAL

**Good:(Between 80% to 90% targets)**

KARNATAKA, MADHYA PRADESH, TAMIL NADU, UTTARAKHAND, UTTAR PRADESH

**Poor:(Below 80% of targets)**

ANDHRA PRADESH, ARUNACHAL PRADESH, CHHATTISGARH, GOA, GUJARAT, HARYANA, JAMMU AND KASHMIR, JHARKHAND, MAHARASHTRA, MANIPUR, MEGHALAYA, MIZORAM, NAGALAND, ODISHA, PUDUCHERRY, PUNJAB, RAJASTHAN, SIKKIM, TELANGANA, TRIPURA, ANDAMAN AND NICOBAR ISLANDS, DADRA AND NAGAR HAVELI, DAMAN AND DIU, LAKSHADWEEP

Note:

@ Figures received from M/o Rural Development have been considered

\*\* Targets for the year 2016-17 have been revised by M/o Rural Development

NR Not Reported

# Figures reported earlier have been repeated

# Rural Housing - Pradhan Mantri Awaas Yojana - Grameen

Houses constructed  
% Achievement of Target  
During April 2016 - March 2017

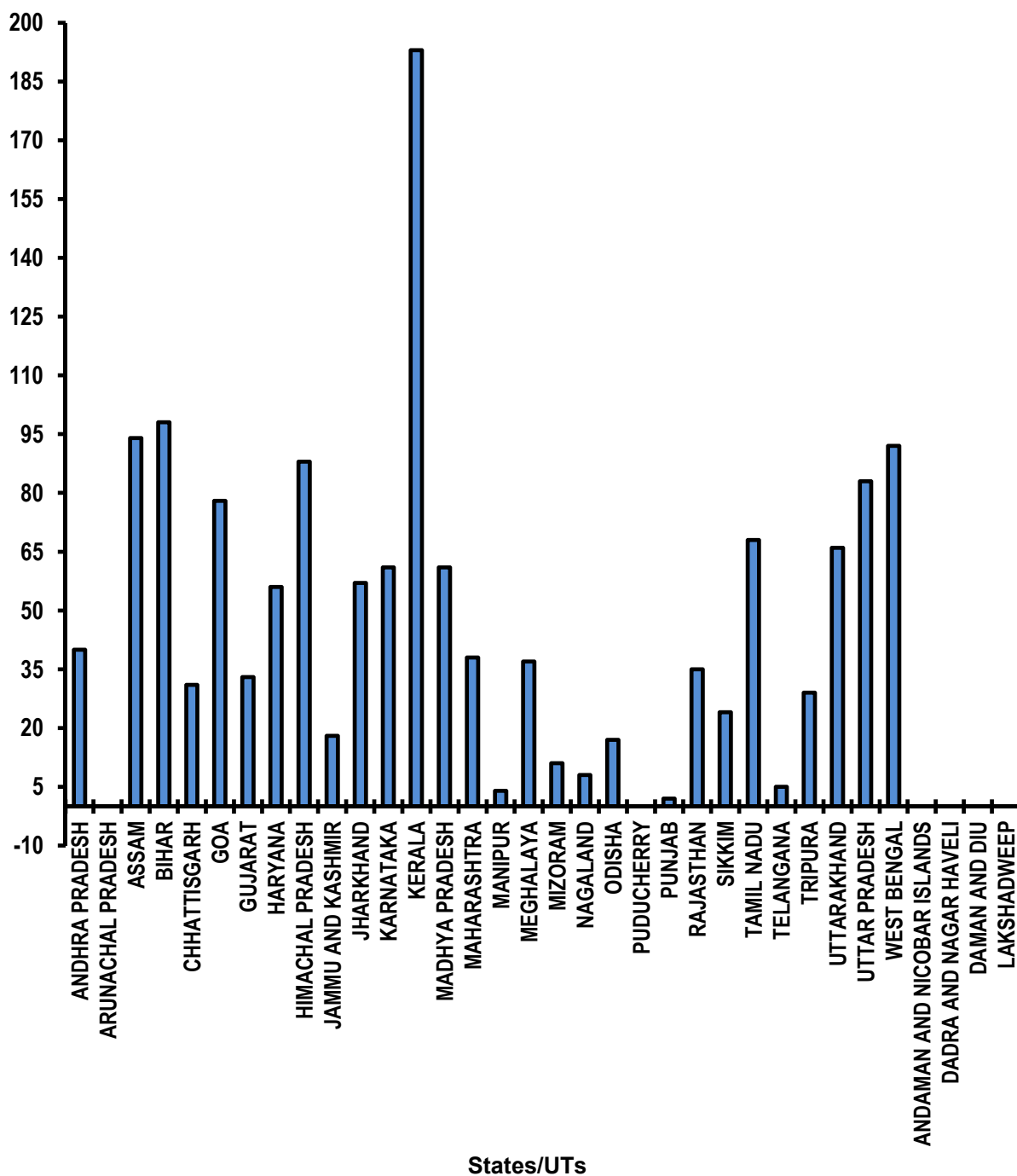


Table - 7

**EWS/LIG Houses in Urban Areas**  
**Houses constructed**  
**(Unit: Number)**

Sl. No.	State/UT Name	Target		Achievement		Percent Achievement
		2016-2017	2015-2016	April 2016-March 2017	April 2015-March 2016	April 2016-March 2017
(1)	(2)	(3)	(4)	(5)	(6)	(5)/(3)
1	ANDHRA PRADESH	14,440	9,055	10,368	3,053	72
2	ARUNACHAL PRADESH	752	417	420	NR	56
3	ASSAM	3,160	1,488	0	0	0
4	BIHAR	18,302	8,865	12,325	5,920	67
5	CHHATTISGARH	11,002	6,716	9,876	7,912	90
6	DELHI	28,080	14,969	0	2,040	0
7	GUJARAT	12,471	8,822	12,621	9,051	101
8	HARYANA	472	353	472	954	100
9	HIMACHAL PRADESH	1,312	610	3,749	547	286
10	JAMMU AND KASHMIR	7,475	3,668	0	0	0
11	JHARKHAND	2,613	2,228	2,647	NR	101
12	KARNATAKA	1,351	1,252	9,518	8,444	705
13	KERALA	6,875	3,969	200	450	3
14	MADHYA PRADESH	3,933	4,205	0	0	0
15	MAHARASHTRA	46,646	27,474	35,590	20,990	76
16	MANIPUR	8	23	0	NR	0
17	MEGHALAYA	588	411	0	356	0
18	MIZORAM	121	98	0	NR	0
19	NAGALAND	1,454	707	0	NR	0
20	ODISHA	3,948	1,627	2,123	1472	54
21	PUDUCHERRY	224	350	0	0	0
22	PUNJAB	1,038	1,401	0	0	0
23	RAJASTHAN	10,486	8,877	13,423	13,482	128
24	SIKKIM	33	15	0	0	0
25	TAMIL NADU	13,138	14,332	13,340	14,332	102
26	TELANGANA	9,883	4,594	798	0	8
27	TRIPURA	-	-	0	NR	-
28	UTTARAKHAND	1,772	846	0	0	0
29	UTTAR PRADESH	18,197	11,427	1,579	1,272	9
30	WEST BENGAL	13,194	8,872	10,477	19,243	79
31	CHANDIGARH	4,960	2,306	0	0	0
32	DADRA AND NAGAR HAVELI	96	22	371	0	386
<b>Grand Total</b>		<b>2,38,024</b>	<b>1,49,999</b>	<b>1,39,897</b>	<b>1,09,518</b>	<b>59</b>

**Very Good:(90% or above of targets)**

CHHATTISGARH, GUJARAT, HARYANA, HIMACHAL PRADESH, JHARKHAND, KARNATAKA, RAJASTHAN, TAMIL NADU, DADRA AND NAGAR HAVELI

**Poor:(Below 80% of targets)**

ANDHRA PRADESH, ARUNACHAL PRADESH, ASSAM, BIHAR, DELHI, JAMMU AND KASHMIR, KERALA, MADHYA PRADESH, MAHARASHTRA, MANIPUR, MEGHALAYA, MIZORAM, NAGALAND, ODISHA, PUDUCHERRY, PUNJAB, SIKKIM, TELANGANA, UTTARAKHAND, UTTAR PRADESH, WEST BENGAL, CHANDIGARH

Note:

NR Not Reported

# Figures reported earlier have been repeated

\$ State has revised the figure downward

# EWS/LIG Houses in Urban Areas

Houses constructed

% Achievement of Target

During April 2016 - March 2017

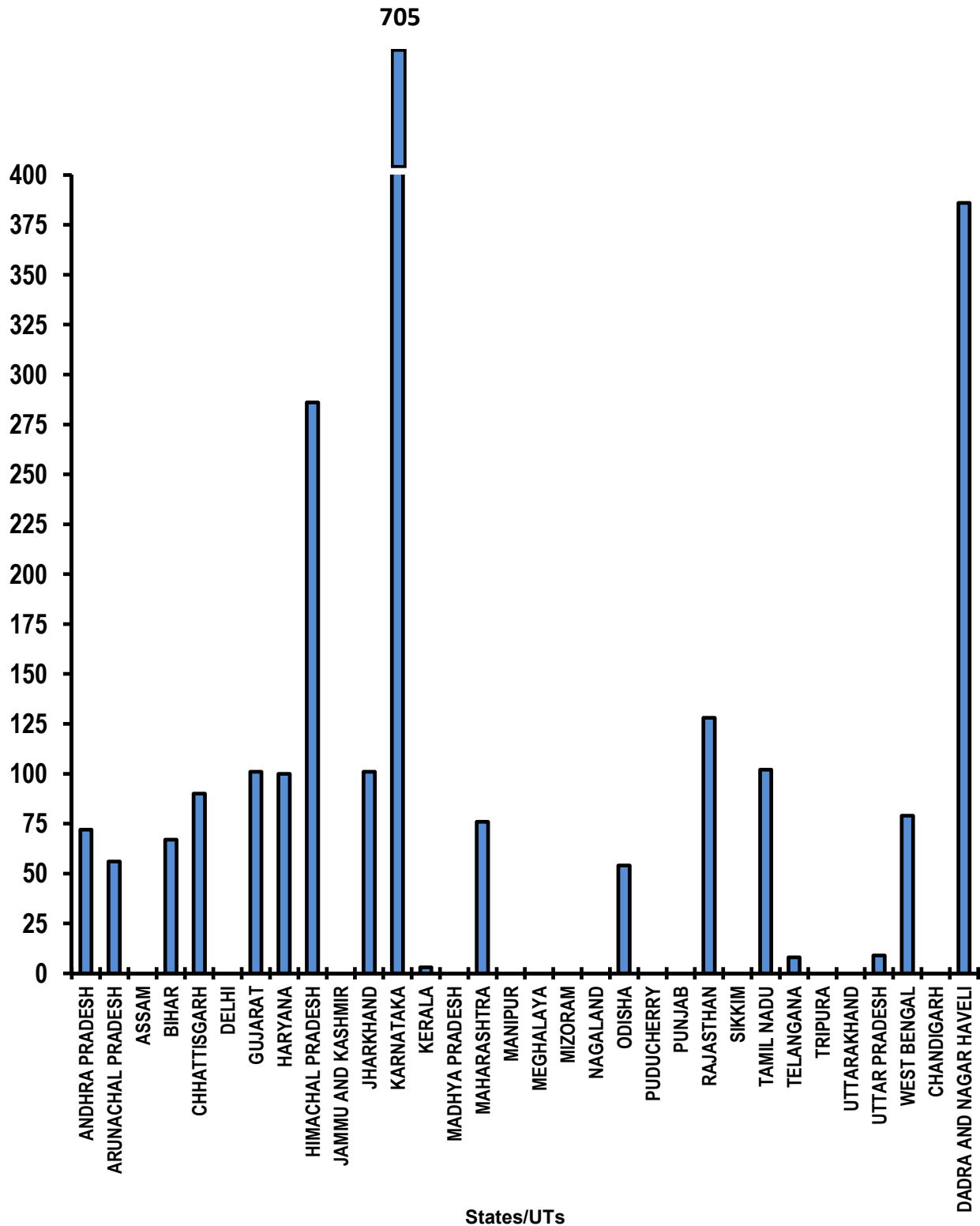




Table - 8(A)

**Rural Areas: National Rural Drinking Water Programme (NRDWP)**  
**Partially Covered Habitations**  
**(Unit: Number)**

Sl. No.	State/UT Name	Target		Achievement		Percent Achievement
		2016-2017	2015-2016	April 2016-March 2017	April 2015-March 2016	April 2016-March 2017
(1)	(2)	(3)	(4)	(5)	(6)	(5)/(3)
1	ANDHRA PRADESH	638	903	987	1,905	155
2	ARUNACHAL PRADESH	177	177	21	NR	12
3	ASSAM	1,090	2,546	270	1,128	25
4	BIHAR	5,800	4,019	652	5,689	11
5	CHHATTISGARH	3,021	2,929	65	2,651	2
6	GOA	2	2	0	0	0
7	GUJARAT	7	940	7	1,172	100
8	HARYANA	250	245	118	315	47
9	HIMACHAL PRADESH	1,300	1,115	938	1,536	72
10	JAMMU AND KASHMIR	375	355	282	230	75
11	JHARKHAND	430	7,306	149	NR	35
12	KARNATAKA	10,100	3,706	14,640	17,751	145
13	KERALA	363	391	290	356	80
14	MADHYA PRADESH	65	4,954	18 ^	304 *	28
15	MAHARASHTRA	1,806	1,424	1,090	1,403	60
16	MANIPUR	50	52	103	65 #	206
17	MEGHALAYA	100	270	81	225	81
18	MIZORAM	35	31	35	4 #	100
19	NAGALAND	38	19	108	NR	284
20	ODISHA	8,500	7,851	8,045	10548 #	95
21	PUDUCHERRY	5	5	0	0	0
22	PUNJAB	350	261	473	209	135
23	RAJASTHAN	839	800	1,241	1,698	148
24	SIKKIM	40	45	14	82	35
25	TAMIL NADU	2,918	1,388	2,854	1,389	98
26	TELANGANA	735	714	1,081	1,524	147
27	TRIPURA	41	35	71 ^	10 #	173
28	UTTARAKHAND	489	460	483	472	99
29	UTTAR PRADESH	1,054	2,167	1,758	2,167	167
30	WEST BENGAL	3,400	1,965	1356 ^	2,139	40
31	ANDAMAN AND NICOBAR ISLANDS	5	5	0	7	0
<b>Grand Total</b>		<b>44,023</b>	<b>47,080</b>	<b>37,230</b>	<b>54,979</b>	<b>85</b>

**Very Good:(90% or above of targets)**

ANDHRA PRADESH, GUJARAT, KARNATAKA, MANIPUR, MIZORAM, NAGALAND, ODISHA, PUNJAB, RAJASTHAN, TAMIL NADU, TELANGANA, TRIPURA, UTTARAKHAND, UTTAR PRADESH

**Good:(Between 80% to 90% targets)**

KERALA, MEGHALAYA

**Poor:(Below 80% of targets)**

ARUNACHAL PRADESH, ASSAM, BIHAR, CHHATTISGARH, GOA, HARYANA, HIMACHAL PRADESH, JAMMU AND KASHMIR, JHARKHAND, MADHYA PRADESH, MAHARASHTRA, PUDUCHERRY, SIKKIM, WEST BENGAL, ANDAMAN AND NICOBAR ISLANDS

Note:

NR Not Reported

\* Figures provided by M/o Drinking Water & Sanitation

# Figures reported earlier have been repeated

^ Figures reported upto December 2016 have been repeated

# Rural Areas- National Rural Drinking Water Programme (NRDWP)

## Partially Covered Habitations

% Achievement of Target  
During April 2016 - March 2017

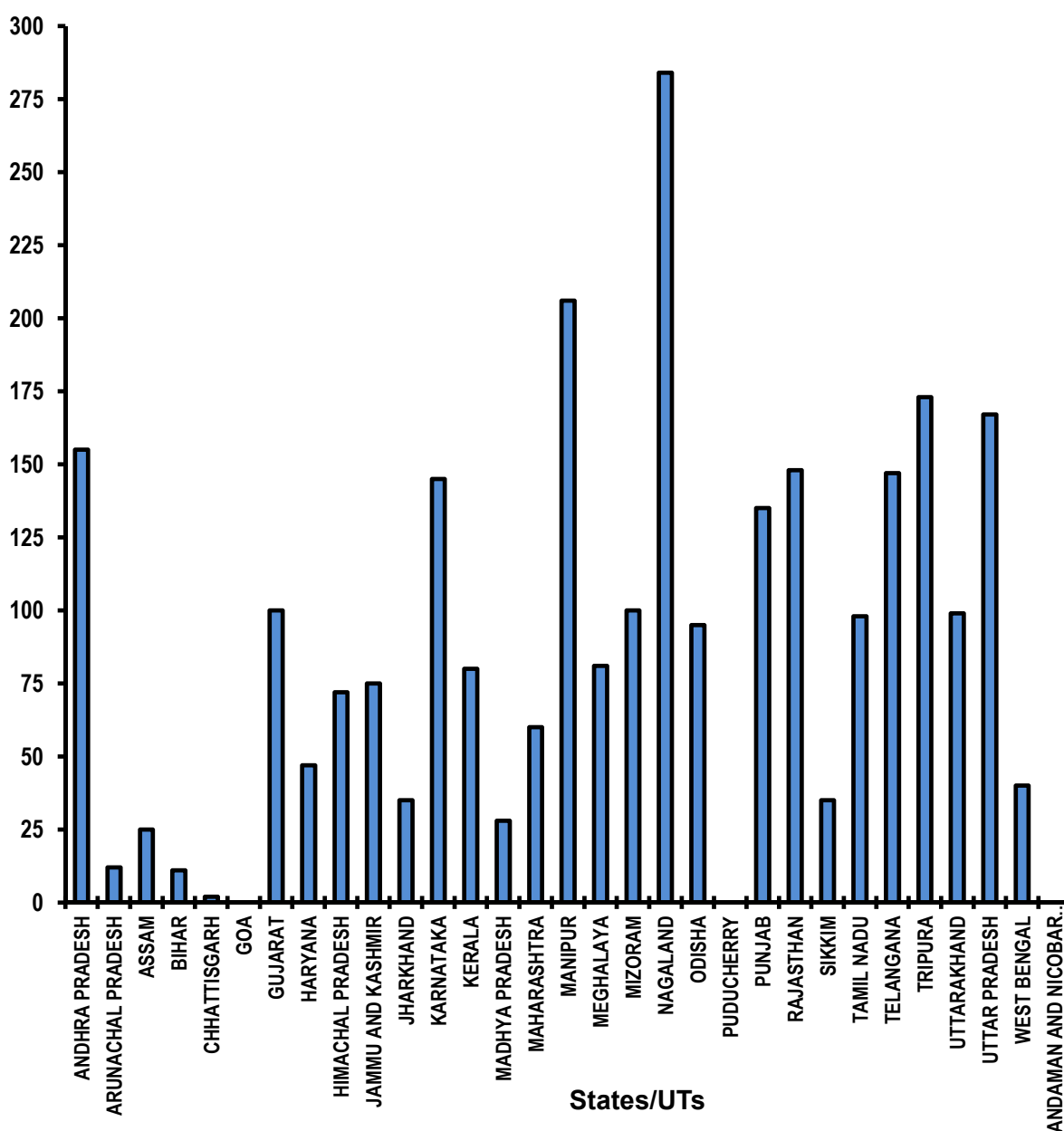


Table - 8(B)

**Rural Areas: National Rural Drinking Water Programme (NRDWP)**  
**Coverage of quality affected habitations**  
**(Unit: Number)**

Sl. No.	State/UT Name	Target		Achievement		Percent Achievement April 2016-March 2017
		2016-2017	2015-2016	April 2016-March 2017	April 2015-March 2016	
(1)	(2)	(3)	(4)	(5)	(6)	(5)/(3)
1	ANDHRA PRADESH	367	77	331	35	90
2	ARUNACHAL PRADESH	11	40	4	NR	36
3	ASSAM	662	1447	112	498	17
4	BIHAR	1,977	1673	637	1609	32
5	CHHATTISGARH	1,148	965	23	284	2
6	GUJARAT	25	21	25	21	100
7	HARYANA	13	3	7	2	54
8	JAMMU AND KASHMIR	5	4	4	2	80
9	JHARKHAND	1,000	1	155	NR	16
10	KARNATAKA	1,900	845	919	1164	48
11	KERALA	100	38	1	76	1
12	MADHYA PRADESH	273	467	120 ^	310 *	44
13	MAHARASHTRA	149	187	79	144	53
14	MEGHALAYA	10	10	0	19	0
15	NAGALAND	16	5	0	NR	0
16	ODISHA	800	769	151	481 #	19
17	PUNJAB	429	1000	210	108	49
18	RAJASTHAN	1,200	1163	1283	1065	107
19	TAMIL NADU	351	106	56	0	16
20	TELANGANA	180	88	40	145	22
21	TRIPURA	524	490	174 ^	119 #	33
22	UTTARAKHAND	6	13	2	8	33
23	UTTAR PRADESH	300	167	127	167	42
24	WEST BENGAL	1,366	532	715 ^	1,364	52
<b>Grand Total</b>		<b>12,812</b>	<b>10,117</b>	<b>5,175</b>	<b>7,621</b>	<b>40</b>

Very Good:(90% or above of targets)

ANDHRA PRADESH, GUJARAT, RAJASTHAN

Good:(Between 80% to 90% targets)

JAMMU AND KASHMIR

Poor:(Below 80% of targets)

ARUNACHAL PRADESH, ASSAM, BIHAR, CHHATTISGARH, HARYANA, JHARKHAND, KARNATAKA, KERALA, MADHYA PRADESH, MAHARASHTRA, MEGHALAYA, NAGALAND, ODISHA, PUNJAB, TAMIL NADU, TELANGANA, TRIPURA, UTTARAKHAND, UTTAR PRADESH, WEST BENGAL

Note:

NR Not Reported

\* Figures provided by M/o Drinking Water & Sanitation

+ M/o Drinking Water & Sanitation has revised the targets for the Year 2015-16

# Figures reported earlier have been repeated

^ Figures reported upto December 2016 have been repeated

# Rural Areas- National Rural Drinking Water Programme (NRDWP)

## Coverage of Quality Affected Habitations

% Achievement of Target  
During April 2016 - March 2017

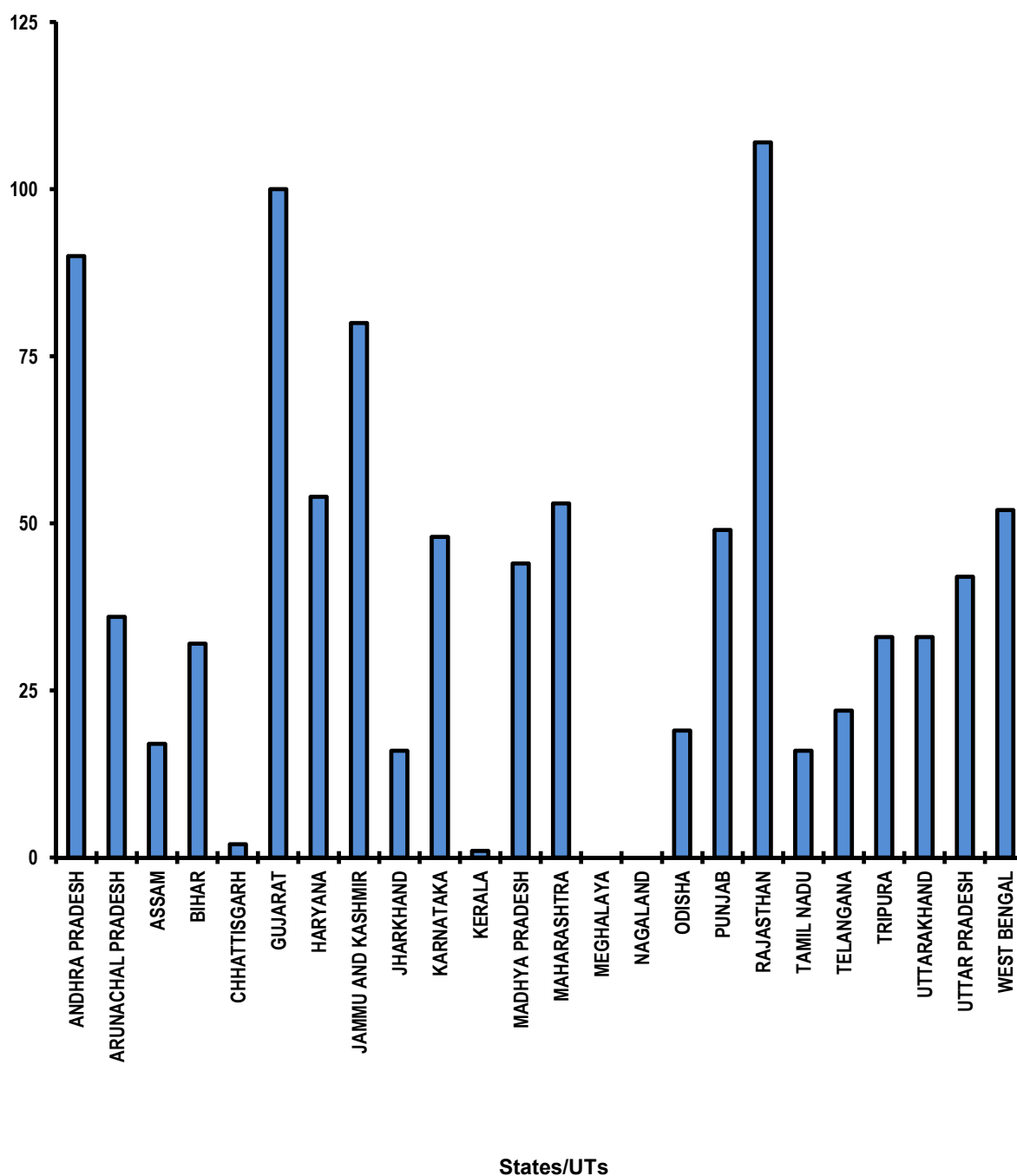


Table - 9

**Sanitation Programme in Rural Areas**  
(Unit: Number)

Sl. No.	State/UT Name	Individual Household latrines constructed (Number) April 2016-March 2017	Individual Household latrines constructed (Number) April 2015-March 2016
(1)	(2)	(3)	(4)
1	ANDHRA PRADESH	5,89,458	3,54,996
2	ARUNACHAL PRADESH	17,292	19,439
3	ASSAM	6,13,932	4,65,545
4	BIHAR	4,40,836	4,27,038
5	CHHATTISGARH	10,14,976	3,57,107
6	DELHI	0	0
7	GOA	0	28,637
8	GUJARAT	12,72,165	9,22,728
9	HARYANA	47,242	1,32,661
10	HIMACHAL PRADESH	77,562	66,632
11	JAMMU AND KASHMIR	47,688	64,665
12	JHARKHAND	6,05,284	3,15,130
13	KARNATAKA	5,21,104	5,33,011
14	KERALA	1,94,534	11,752
15	MADHYA PRADESH	12,32,404	10,22,566
16	MAHARASHTRA	12,19,212	8,89,170
17	MANIPUR	33,214	47,636
18	MEGHALAYA	35,400	44,129
19	MIZORAM	1,406	6,026
20	NAGALAND	1,778	22,617
21	ODISHA	9,94,625	13,29,832
22	PUDUCHERRY	1,695	0
23	PUNJAB	88,252	71,543
24	RAJASTHAN	22,07,776	21,64,590
25	SIKKIM	0	3,707
26	TAMIL NADU	4,78,642	9,48,287
27	TELANGANA	2,48,264	2,40,168
28	TRIPURA	25,009	61,173
29	UTTARAKHAND	2,94,432	64,030
30	UTTAR PRADESH	11,92,351	6,94,487
31	WEST BENGAL	19,83,000	14,32,065
32	ANDAMAN AND NICOBAR ISLANDS	571	0
33	CHANDIGARH	0	0
34	DADRA AND NAGAR HAVELI	0	0
35	DAMAN AND DIU	0	0
36	LAKSHADWEEP	0	0
<b>Grand Total</b>		<b>1,54,80,104</b>	<b>1,27,41,367</b>

Table - 10

Institutional Delivery  
(Unit: Number)

Sl. No.	State/UT Name	Delivery in institutions (Number) April 2016-March 2017	Delivery in institutions (Number) April 2015-March 2016
(1)	(2)	(3)	(4)
1	ANDHRA PRADESH	7,15,335	7,64,280
2	ARUNACHAL PRADESH	0	5876 #
3	ASSAM	0	0
4	BIHAR	1,21,516	0
5	CHHATTISGARH	3,98,006	34,396
6	DELHI	3,26,724	3,19,012
7	GOA	17,516	19,206
8	GUJARAT	10,86,711	11,56,426
9	HARYANA	4,55,784	4,53,837
10	HIMACHAL PRADESH	77,674	78,628
11	JAMMU AND KASHMIR	1,50,810	1,43,749
12	JHARKHAND	4,01,654	NR
13	KARNATAKA	8,86,157	8,55,086
14	KERALA	4,53,631	4,79,462
15	MADHYA PRADESH	9,50,244	12,50,594
16	MAHARASHTRA	16,39,483	20,47,574
17	MANIPUR	33,183	23962 #
18	MEGHALAYA	20,819	45,558
19	MIZORAM	16,699	NR
20	NAGALAND	0	NR
21	ODISHA	5,71,945	4,59,430 #
22	PUDUCHERRY	32,292	41,593
23	PUNJAB	3,62,857	3,42,350 \$
24	RAJASTHAN	13,57,284	13,53,622
25	SIKKIM	7,005	7,635
26	TAMIL NADU	9,09,057	9,42,551
27	TELANGANA	5,53,103	5,74,434
28	TRIPURA	0	0
29	UTTARAKHAND	1,16,013	1,19,481
30	UTTAR PRADESH	32,63,038	33,70,044
31	WEST BENGAL	4,49,895 ^	11,82,757
32	ANDAMAN AND NICOBAR ISLANDS	3,754	4,671
33	CHANDIGARH	29,096	28,228
34	DADRA AND NAGAR HAVELI	7,689	7,789
35	DAMAN AND DIU	6,068	3,600
36	LAKSHADWEEP	981	1,020
Grand Total		1,54,22,023	1,61,16,851

Note:

NR Not Reported

\$ State has revised the figure downward

^ Figures reported upto December 2016 have been repeated

# Figures reported earlier have been repeated

**Table - 11(A)**  
**SC Families assisted**  
**SC families assisted under SCA to SCSP & NSFDC**  
**(Unit: Number)**

Sl. No.	State/U I Name	Target		Achievement		Percent Achievement April 2016-March 2017
		2016-2017	2015-2016	April 2016-March 2017	April 2015-March 2016	
(1)	(2)	(3)	(4)	(5)	(6)	(5)/(3)
1	ANDHRA PRADESH	7,398	6,592	0	29,436	0
2	ASSAM	2,132	2,001	4,912	7,045	230
3	BIHAR	16,675	15,722	5,229	6077 #	31
4	CHHATTISGARH	2,903	3,616	86	109	3
5	DELHI	1,365	1,193	427	371	31
6	GOA	47	59	0	0	0
7	GUJARAT	3,380	3,610	3,732	4155 \$	110
8	HARYANA	4,315	4,218	5,721	7,089	133
9	HIMACHAL PRADESH	1,561	1,853	11,825	34,716	758
10	JAMMU AND KASHMIR	870	972	208	0	24
11	JHARKHAND	3,367	3,146	7,284	NR	216
12	KARNATAKA	8,901	12,920	34,622	16,561	389
13	KERALA	2,879	2,518	62,153	60,890	2,159
14	MADHYA PRADESH	10,614	13,147	676	336 #	6
15	MAHARASHTRA	11,085	10,092	8,901	9,020	80
16	MANIPUR	121	136	0	NR	0
17	MEGHALAYA	8	7	0	0	0
18	MIZORAM	2	1	0	NR	0
19	ODISHA	6,624	6,230	43,691	37235 #	660
20	PUDUCHERRY	191	153	72	426	38
21	PUNJAB	7,727	9,655	12,215	19,710	158
22	RAJASTHAN	11,264	10,088	26,284	23,853	233
23	SIKKIM	120	59	271	25	226
24	TAMIL NADU	13,129	11,548	14,682	11,512	112
25	TELANGANA	4,096	4,231	2,438	43,994	60
26	TRIPURA	1,806	834	722	154 #	40
27	UTTARAKHAND	1,459	1,588	1,503	1,849	103
28	UTTAR PRADESH	36,565	33,315	43,323	36,121	118
29	WEST BENGAL	19,974	17,918	25907 ^	35,721	130
30	CHANDIGARH	418	273	1,527	1,601	365
31	DADRA AND NAGAR HAVELI	2	2	0	0	0
32	DAMAN AND DIU	2	2	0	0	0
<b>Grand Total</b>		<b>1,81,000</b>	<b>1,77,699</b>	<b>3,18,411</b>	<b>3,88,006</b>	<b>176</b>

**Very Good:(90% or above of targets)**

ASSAM, GUJARAT, HARYANA, HIMACHAL PRADESH, JHARKHAND, KARNATAKA, KERALA, ODISHA, PUNJAB, RAJASTHAN, SIKKIM, TAMIL NADU, UTTARAKHAND, UTTAR PRADESH, WEST BENGAL, CHANDIGARH

**Good:(Between 80% to 90% targets)**

MAHARASHTRA

**Poor:(Below 80% of targets)**

ANDHRA PRADESH, BIHAR, CHHATTISGARH, DELHI, GOA, JAMMU AND KASHMIR, MADHYA PRADESH, MANIPUR, MEGHALAYA, MIZORAM, PUDUCHERRY, TELANGANA, TRIPURA, DADRA AND NAGAR HAVELI, DAMAN AND DIU

Note:

NR Not Reported

^ Figures reported upto December 2016 have been repeated

# Figures reported earlier have been repeated

\$ State has revised the figure downward

# SC Families Assisted under SCA to SCSP & NSFDC

% Achievement of Target  
During April 2016 - March 2017

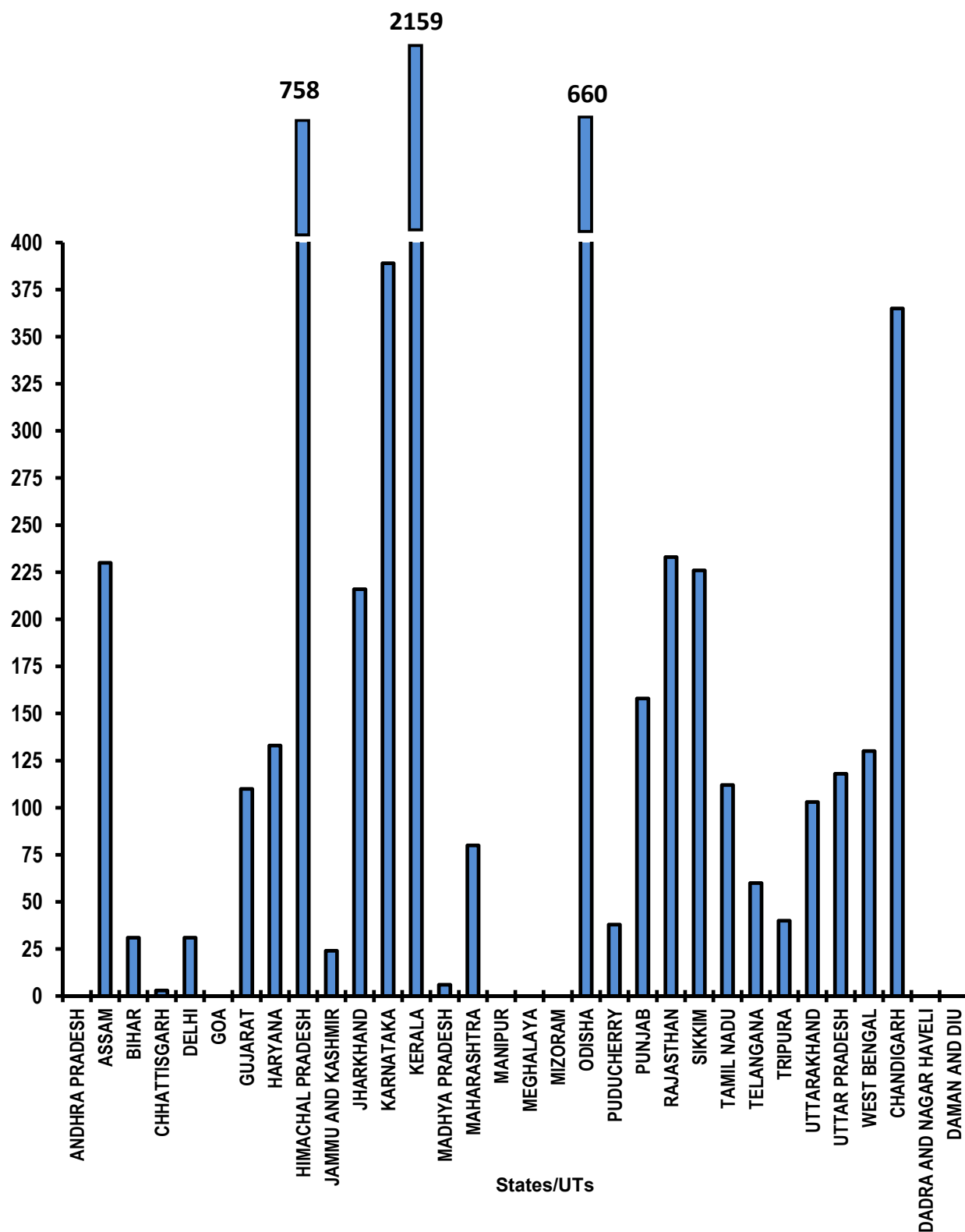




Table - 11(B)

SC families assisted - SC students assisted under post matric scholarship  
(Unit: Number)

Sl. No.	State/UT Name	SC students assisted under post matric scholarship (Number) April 2016-March 2017	SC students assisted under post matric scholarship (Number) April 2015-March 2016
(1)	(2)	(3)	(4)
1	ANDHRA PRADESH	3,02,524	2,59,647
2	ASSAM	12,358	0
3	BIHAR	0	0
4	CHHATTISGARH	9,446	0
5	DELHI	1,283	3,248
6	GOA	108	107
7	GUJARAT	0	1,18,182
8	HARYANA	87,986	74,089
9	HIMACHAL PRADESH	0	0
10	JAMMU AND KASHMIR	4,022	12,444
11	JHARKHAND	7,029	NR
12	KARNATAKA	2,90,131	2,94,330
13	KERALA	98,300	1,38,307
14	MADHYA PRADESH	0	0
15	MAHARASHTRA	5,21,213	12,73,560
16	MANIPUR	0	NR
17	MEGHALAYA	0	0
18	ODISHA	2,08,895	1,06,237 #
19	PUDUCHERRY	4,185	5,425
20	PUNJAB	3,50,000	2,66,000
21	RAJASTHAN	2,35,926	2,72,342
22	SIKKIM	672	291
23	TAMIL NADU	7,65,182	9,24,977
24	TELANGANA	2,41,245	2,68,953
25	TRIPURA	0	0 #
26	UTTARAKHAND	0	20,402
27	UTTAR PRADESH	1,53,363	68,114
28	WEST BENGAL	3,55,588 ^	8,07,905
29	CHANDIGARH	0	0
30	DAMAN AND DIU	251	156
<b>Grand Total</b>		<b>36,49,707</b>	<b>49,14,716</b>

Note:

NR Not Reported

^ Figures reported upto December 2016 have been repeated

# Figures reported earlier have been repeated

Table - 12

Universalization of ICDS Scheme  
ICDS Blocks Operational (Cumulative)  
(Unit: Number)

Sl. No.	State/UT Name	Target		Achievement		Percent Achievement April 2016-March 2017
		2016-2017	2015-2016	April 2016-March 2017	April 2015-March 2016	
(1)	(2)	(3)	(4)	(5)	(6)	(5)/(3)
1	ANDHRA PRADESH	257	257	257	257	100
2	ARUNACHAL PRADESH	98	98	98	98	100
3	ASSAM	231	231	231	231	100
4	BIHAR	544	544	544	544	100
5	CHHATTISGARH	220	220	220	220	100
6	DELHI	95	95	95	95	100
7	GOA	11	11	12	12	109
8	GUJARAT	336	336	336	336	100
9	HARYANA	148	148	148	148	100
10	HIMACHAL PRADESH	78	78	78	78	100
11	JAMMU AND KASHMIR	141	141	141	141	100
12	JHARKHAND	224	224	224	204 #	100
13	KARNATAKA	204	204	204	203 \$	100
14	KERALA	258	258	258	258	100
15	MADHYA PRADESH	453	453	453	453 #	100
16	MAHARASHTRA	553	553	553	553	100
17	MANIPUR	43	43	43	43 #	100
18	MEGHALAYA	41	41	41	41	100
19	MIZORAM	27	27	27	27 #	100
20	NAGALAND	60	60	59	59 #	98
21	ODISHA	338	338	338	338 #	100
22	PUDUCHERRY	5	5	5	5	100
23	PUNJAB	155	155	155	155	100
24	RAJASTHAN	304	304	304	304	100
25	SIKKIM	13	13	13	13	100
26	TAMIL NADU	434	434	434	434	100
27	TELANGANA	149	149	149	149	100
28	TRIPURA	56	56	56	56 #	100
29	UTTARAKHAND	105	105	105	105	100
30	UTTAR PRADESH	897	897	896	896	100
31	WEST BENGAL	576	576	552	552	96
32	ANDAMAN AND NICOBAR ISLANDS	5	5	5	5	100
33	CHANDIGARH	3	3	3	3	100
34	DADRA AND NAGAR HAVELI	2	2	2	2 #	100
35	DAMAN AND DIU	2	2	2	2	100
36	LAKSHADWEEP	9	9	9	9	100
<b>Grand Total</b>		<b>7,075</b>	<b>7,075</b>	<b>7,050</b>	<b>7,029</b>	<b>100</b>

Very Good:(90% or above of targets)

ANDHRA PRADESH, ARUNACHAL PRADESH, ASSAM, BIHAR, CHHATTISGARH, DELHI, GOA, GUJARAT, HARYANA, HIMACHAL PRADESH, JAMMU AND KASHMIR, JHARKHAND, KARNATAKA, KERALA, MADHYA PRADESH, MAHARASHTRA, MANIPUR, MEGHALAYA, MIZORAM, NAGALAND, ODISHA, PUDUCHERRY, PUNJAB, RAJASTHAN, SIKKIM, TAMIL NADU, TELANGANA, TRIPURA, UTTARAKHAND, UTTAR PRADESH, WEST BENGAL, ANDAMAN AND NICOBAR ISLANDS, CHANDIGARH, DADRA AND NAGAR HAVELI, DAMAN AND DIU, LAKSHADWEEP

Note:

# Figures reported earlier have been repeated

\$ State has revised the figure downward

# Universalization of ICDS Scheme

## ICDS Blocks Operational (Cumulative)

% Achievement of Target  
During April 2016- March 2017

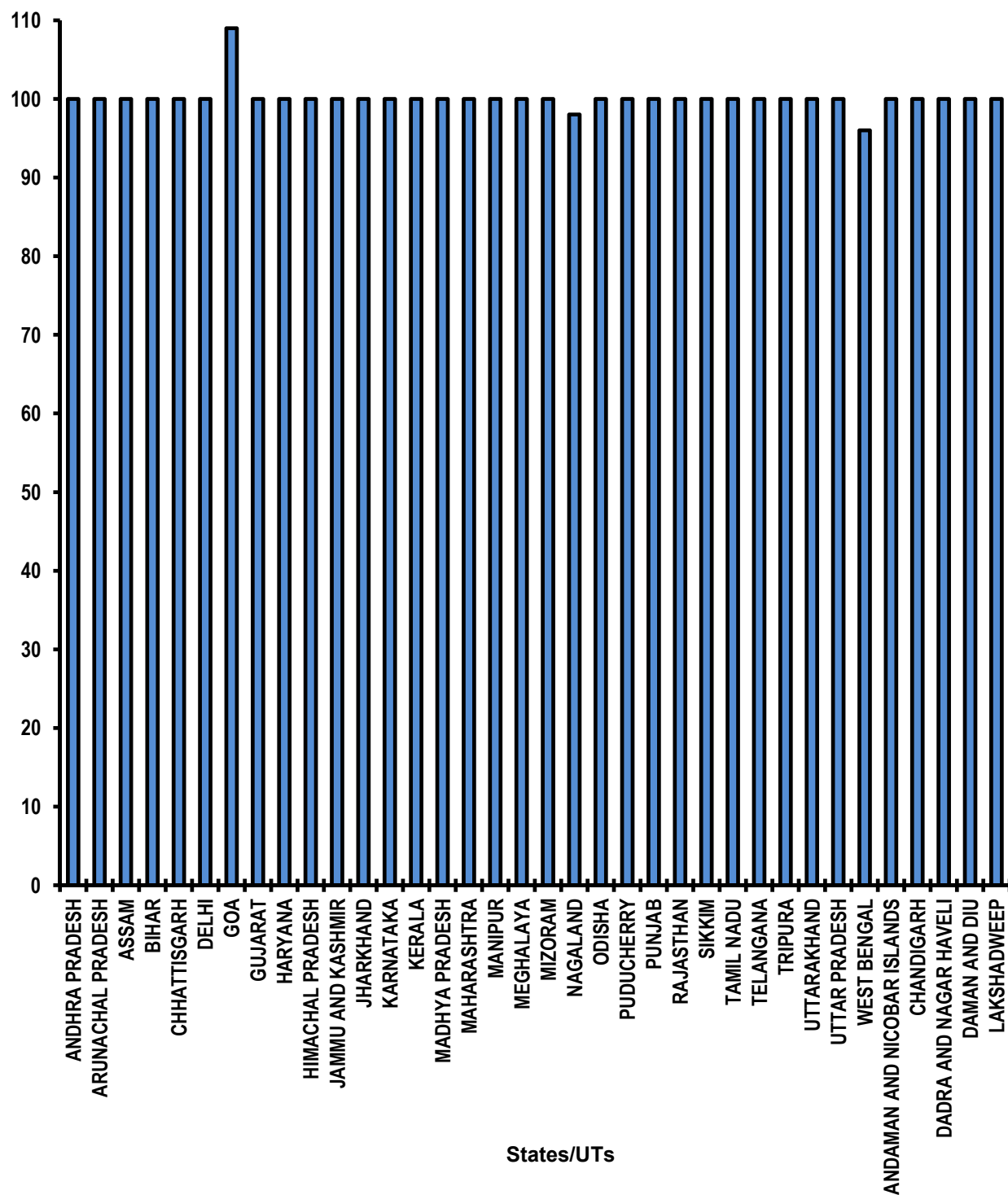


Table - 13

**Functional Anganwadis**  
**Anganwadis Functional (Cumulative)**  
**(Unit: Number)**

Sl. No.	State/UT Name	Target		Achievement		Percent Achievement April 2016-March 2017
		2016-2017	2015-2016	April 2016-March 2017	April 2015-March 2016	
(1)	(2)	(3)	(4)	(5)	(6)	(5)/(3)
1	ANDHRA PRADESH	55,607	55,607	55,605	55,599	100
2	ARUNACHAL PRADESH	6,225	6,225	6,225	6,225	100
3	ASSAM	62,153	62,153	62,153	62,153	100
4	BIHAR	1,15,009	1,15,009	91,677	91,677	80
5	CHHATTISGARH	52,474	52,474	49,978	49,978	95
6	DELHI	11,150	11,150	10,897	10,897	98
7	GOA	1,262	1,262	1,255	1,253	99
8	GUJARAT	53,029	53,029	53,029	52,745	100
9	HARYANA	25,962	25,962	25,962	25,962	100
10	HIMACHAL PRADESH	18,925	18,925	18,925	18,925	100
11	JAMMU AND KASHMIR	31,938	31,938	29,599	29,599	93
12	JHARKHAND	38,432	38,432	38,432	38,365 #	100
13	KARNATAKA	65,911	65,911	65,911	64,558	100
14	KERALA	33,318	33,318	33,115	33,115	99
15	MADHYA PRADESH	97,135	97,135	91,814	91,729 #	95
16	MAHARASHTRA	1,10,486	1,10,486	97,338	97,260	88
17	MANIPUR	11,510	11,510	11,510	11,510 #	100
18	MEGHALAYA	5,896	5,896	5,893	4,630	100
19	MIZORAM	2,244	2,244	2,244	1,980 #	100
20	NAGALAND	3,980	3,980	3,455	3,455 #	87
21	ODISHA	74,154	74,154	72,360	71,287 #	98
22	PUDUCHERRY	855	855	788	788	92
23	PUNJAB	27,314	27,314	26,687	26,656	98
24	RAJASTHAN	62,010	62,010	60,733	60,263	98
25	SIKKIM	1,308	1,308	1,296	1,291 \$	99
26	TAMIL NADU	54,439	54,439	54,439	54,439	100
27	TELANGANA	35,700	35,700	35,634	35,615 \$	100
28	TRIPURA	10,145	10,145	10,145	9,911 #	100
29	UTTARAKHAND	20,067	20,067	19,649	19,506	98
30	UTTAR PRADESH	1,90,145	1,90,145	1,87,538	1,87,464	99
31	WEST BENGAL	1,19,481	1,19,481	1,26,815	1,26,815	106
32	ANDAMAN AND NICOBAR ISLANDS	720	720	720	720	100
33	CHANDIGARH	500	500	500	500	100
34	DADRA AND NAGAR HAVELI	302	302	233	233 \$	77
35	DAMAN AND DIU	107	107	102	102	95
36	LAKSHADWEEP	107	107	107	107	100
<b>Grand Total</b>		<b>14,00,000</b>	<b>14,00,000</b>	<b>13,52,763</b>	<b>13,47,312</b>	<b>97</b>

**Very Good:(90% or above of targets)**

ANDHRA PRADESH, ARUNACHAL PRADESH, ASSAM, CHHATTISGARH, DELHI, GOA, GUJARAT, HARYANA, HIMACHAL PRADESH, JAMMU AND KASHMIR, JHARKHAND, KARNATAKA, KERALA, MADHYA PRADESH, MANIPUR, MEGHALAYA, MIZORAM, ODISHA, PUDUCHERRY, PUNJAB, RAJASTHAN, SIKKIM, TAMIL NADU, TELANGANA, TRIPURA, UTTARAKHAND, UTTAR PRADESH, WEST BENGAL, ANDAMAN AND NICOBAR ISLANDS, CHANDIGARH, DAMAN AND DIU, LAKSHADWEEP

**Good:(Between 80% to 90% targets)**

BIHAR, MAHARASHTRA, NAGALAND

**Poor:(Below 80% of targets)**

DADRA AND NAGAR HAVELI

Note:

# Figures reported earlier have been repeated

\$ State has revised the figure downward

# Functional Anganwadis (Cumulative) % Achievement of Target During April 2016 - March 2017

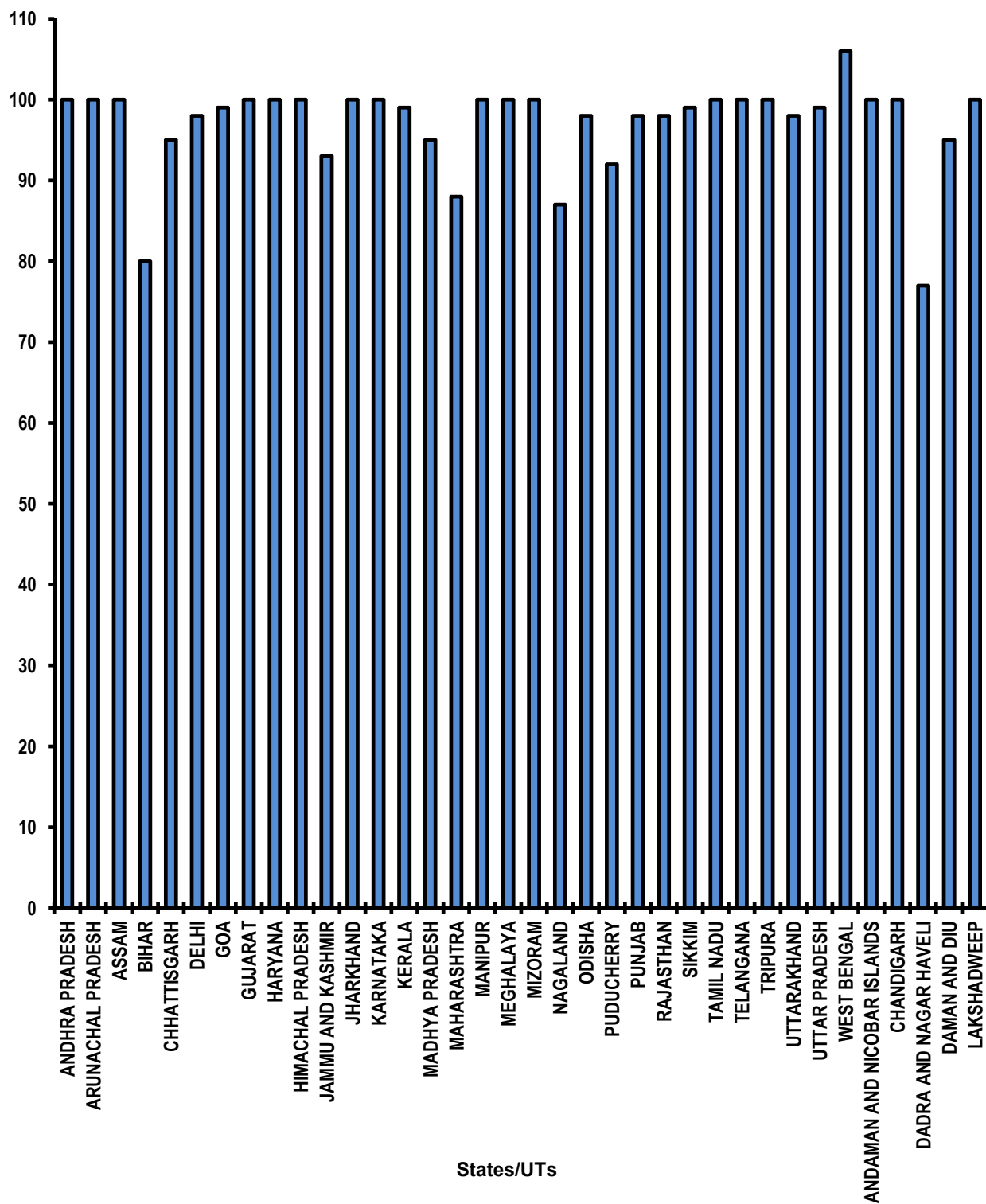


Table - 14

No. of Urban poor families assisted under Seven Point Charter  
(Unit: Number)

Sl. No.	State/UT Name	Poor Families assisted (Number) April 2016-March 2017	Poor Families assisted (Number) April 2015-March 2016
(1)	(2)	(3)	(4)
1	ANDHRA PRADESH	7,03,024	4,10,603
2	ARUNACHAL PRADESH	0	NR
3	ASSAM	2,591	628
4	BIHAR	80	0
5	CHHATTISGARH	0	0
6	DELHI	628	531 \$
7	GOA	0	0
8	GUJARAT	39,880	1,15,341
9	HARYANA	1,253	1,502
10	HIMACHAL PRADESH	0	0
11	JAMMU AND KASHMIR	2,251	575
12	JHARKHAND	1,288	NR
13	KARNATAKA	7,526	4,459
14	KERALA	446	2,164
15	MADHYA PRADESH	11,860	22,050
16	MAHARASHTRA	34,052	17,656
17	MANIPUR	0	NR
18	MEGHALAYA	1,992	273
19	MIZORAM	0	NR
20	NAGALAND	0	NR
21	ODISHA	1,480	374 #
22	PUDUCHERRY	0	0
23	PUNJAB	193	1,630
24	RAJASTHAN	9,055	5,958
25	SIKKIM	2,067	924
26	TAMIL NADU	2,899	4,479
27	TELANGANA	5,833	13,290
28	TRIPURA	0	NR
29	UTTARAKHAND	0	0
30	UTTAR PRADESH	1,229	1,455
31	WEST BENGAL	7,38,417 ^	19,72,447
32	ANDAMAN AND NICOBAR ISLANDS	0	0
33	CHANDIGARH	617	706
34	DADRA AND NAGAR HAVELI	0	0
35	DAMAN AND DIU	0	0
<b>Grand Total</b>		<b>15,68,661</b>	<b>25,77,045</b>

Note:

^ Figures reported upto December 2016 have been repeated

# Figures reported earlier have been repeated

\$ State has revised the figure downward

Table - 15(A)

**Afforestation ( Public and Forest Lands)  
Area Covered under Plantation  
(Unit: Hectares)**

Sl. No.	State/UT Name	Target		Achievement		Percent Achievement
		2016-2017	2015-2016	April 2016-March 2017	April 2015-March 2016	April 2016-March 2017
(1)	(2)	(3)	(4)	(5)	(6)	(5)/(3)
1	ANDHRA PRADESH	2,08,591	1,48,730	2,74,635	1,33,618	132
2	ARUNACHAL PRADESH	210	210	0	8	0
3	ASSAM	40	40	0	0	0
4	BIHAR	30,330	22,790	43,279	41,419	143
5	CHHATTISGARH	60,581	50,410	98,697	1,33,531	163
6	DELHI	848	850	1,299	1,498	153
7	GOA	154	150	38	21	25
8	GUJARAT	1,39,283	1,39,280	1,68,733	1,50,822	121
9	HARYANA	35,798	57,200	25,474	30,643	71
10	HIMACHAL PRADESH	20,728	18,000	10,052	11,449	48
11	JAMMU AND KASHMIR	8,454	8,700	7,307	10,863	86
12	JHARKHAND	3,450	3,450	21,005	NR	609
13	KARNATAKA	41,000	66,090	61,686	69,093	150
14	KERALA	3,700	3,890	46,695	1,117	1,262
15	MADHYA PRADESH	7,499	1,10,700	99,197	7994 #	1,323
16	MAHARASHTRA	91,413	1,22,880	42,100	55,793	46
17	MANIPUR	11,547	14,600	12,247	2855 #	106
18	MEGHALAYA	1,991	4,850	0	3,186	0
19	MIZORAM	4,070	4,070	4,050	NR	100
20	NAGALAND	1,050	1,050	0	NR	0
21	ODISHA	1,07,287	1,07,290	4,01,452	1,70,808 #	374
22	PUDUCHERRY	41	40	250	86	610
23	PUNJAB	2,769	6,970	5,469	2,934	198
24	RAJASTHAN	57,103	57,100	66,815	70,893	117
25	SIKKIM	4,095	4,810	3,376	1,325	82
26	TAMIL NADU	70,235	70,240	39,790	45,129	57
27	TELANGANA	80,446	59,970	4,38,059	2,36,598	545
28	TRIPURA	16,280	16,280	4,070	2339 #	25
29	UTTARAKHAND	17,268	16,000	18,251	17,846	106
30	UTTAR PRADESH	57,907	47,731	92,128	1,65,867	159
31	WEST BENGAL	3,910	750	2722 ^	12,169	70
32	ANDAMAN AND NICOBAR ISLANDS	1,116	1,120	1,125	1,300	101
33	CHANDIGARH	126	180	178	167	141
34	DADRA AND NAGAR HAVELI	200	200	220	225	110
35	DAMAN AND DIU	10	10	10	0	100
36	LAKSHADWEEP	25	20	0	0	0
<b>Grand Total</b>		<b>10,89,555</b>	<b>11,66,651</b>	<b>19,90,409</b>	<b>13,81,596</b>	<b>183</b>

**Very Good:(90% or above of targets)**

ANDHRA PRADESH, BIHAR, CHHATTISGARH, DELHI, GUJARAT, JHARKHAND, KARNATAKA, KERALA, MADHYA PRADESH, MANIPUR, MIZORAM, ODISHA, PUDUCHERRY, PUNJAB, RAJASTHAN, TELANGANA, UTTARAKHAND, UTTAR PRADESH, ANDAMAN AND NICOBAR ISLANDS, CHANDIGARH, DADRA AND NAGAR HAVELI, DAMAN AND DIU

**Good:(Between 80% to 90% targets)**

JAMMU AND KASHMIR, SIKKIM

**Poor:(Below 80% of targets)**

ARUNACHAL PRADESH, ASSAM, GOA, HARYANA, HIMACHAL PRADESH, MAHARASHTRA, MEGHALAYA, NAGALAND, TAMIL NADU, TRIPURA, WEST BENGAL, LAKSHADWEEP

Note:

NR Not Reported

^ Figures reported upto December 2016 have been repeated

# Figures reported earlier have been repeated

# Afforestation (Public and Forest Lands)

## Area Covered under Plantation

% Achievement of Target  
During April 2016 - March 2017

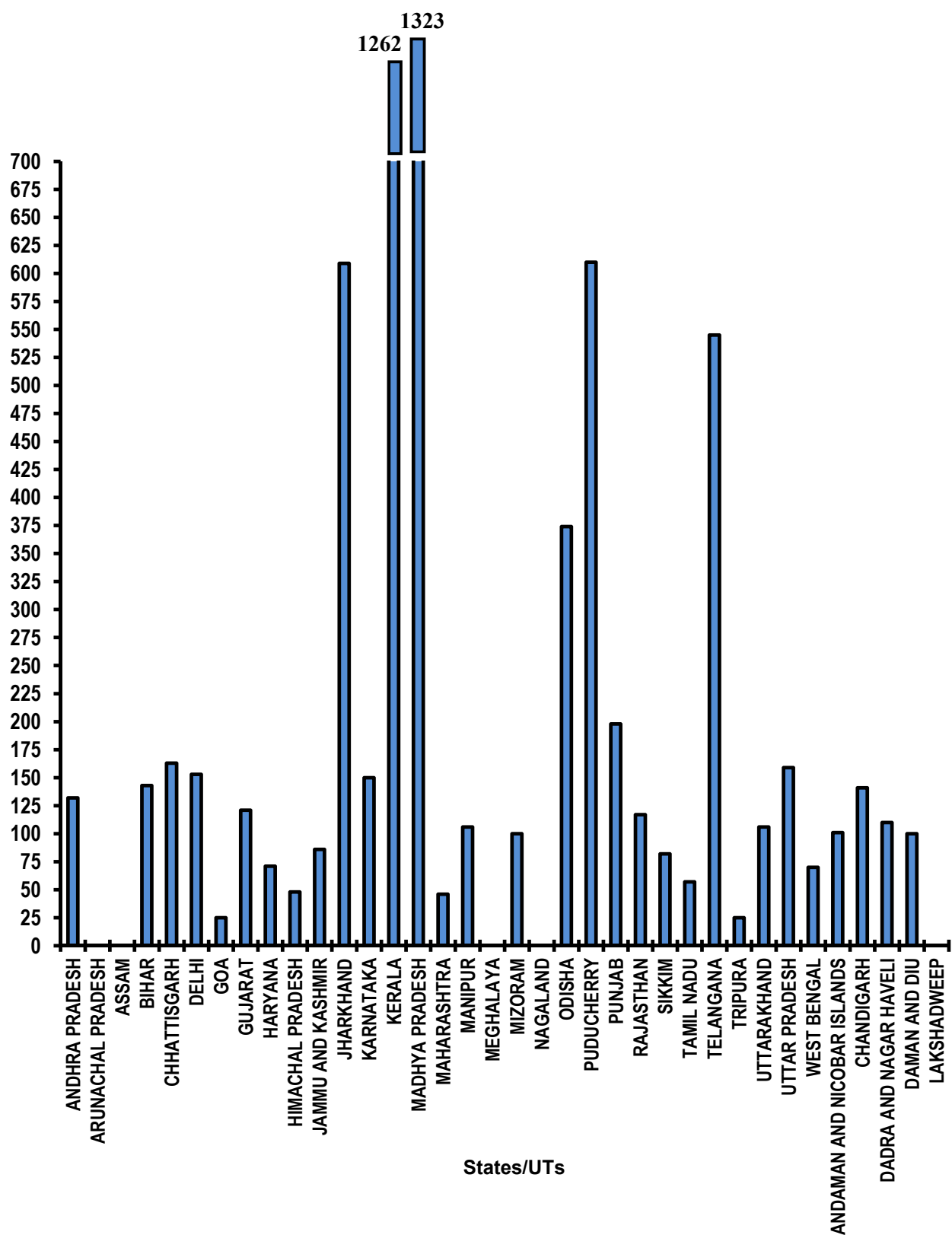




Table - 15(B)

**Afforestation ( Public and Forest Lands)**  
**Seedlings planted**  
**(Unit: Number)**

Sl. No.	State/UT Name	Target		Achievement		Percent Achievement
		2016-2017	2015-2016	April 2016-March 2017	April 2015-March 2016	April 2016-March 2017
(1)	(2)	(3)	(4)	(5)	(6)	(5)/(3)
1	ANDHRA PRADESH	13,55,84,000	9,66,75,000	18,20,43,000	18,39,48,000	134
2	ARUNACHAL PRADESH	1,37,000	1,37,000	0	5,610	0
3	ASSAM	26,000	26,000	0	0	0
4	BIHAR	1,97,15,000	1,48,14,000	2,81,32,000	2,69,22,300	143
5	CHHATTISGARH	3,93,78,000	3,27,67,000	7,87,00,000	98,70,000	200
6	DELHI	5,51,000	5,53,000	8,72,000	9,73,822	158
7	GOA	1,00,000	98,000	31,700	33,300	32
8	GUJARAT	9,05,34,000	9,05,32,000	18,41,46,000	16,89,92,000	203
9	HARYANA	2,32,69,000	3,71,80,000	1,91,64,000	2,38,50,000	82
10	HIMACHAL PRADESH	1,34,73,000	1,17,00,000	1,06,99,634	1,21,67,712	79
11	JAMMU AND KASHMIR	54,95,000	56,55,000	41,34,000	76,60,000	75
12	JHARKHAND	22,43,000	22,43,000	1,92,09,792	NR	856
13	KARNATAKA	2,66,50,000	4,29,59,000	5,47,00,000	4,35,38,000	205
14	KERALA	24,05,000	25,29,000	29,48,408	17,30,172	123
15	MADHYA PRADESH	48,74,000	7,19,55,000	8,55,36,996	63,94,200	1,755
16	MAHARASHTRA	5,94,18,000	7,98,72,000	5,66,62,000	5,57,50,000	95
17	MANIPUR	75,06,000	94,90,000	78,09,675	62,05,795 #	104
18	MEGHALAYA	12,94,000	31,53,000	0	33,64,542	0
19	MIZORAM	26,46,000	26,46,000	26,46,000	NR	100
20	NAGALAND	6,83,000	6,83,000	0	NR	0
21	ODISHA	6,97,37,000	6,97,39,000	8,74,32,000	9,60,03,000 #	125
22	PUDUCHERRY	27,000	26,000	87,441	32,876	324
23	PUNJAB	18,00,000	45,31,000	35,55,000	19,07,000	198
24	RAJASTHAN	3,71,17,000	3,71,15,000	4,43,56,800	4,61,14,200	120
25	SIKKIM	26,62,000	31,27,000	22,98,883	16,30,602	86
26	TAMIL NADU	4,56,53,000	4,56,56,000	2,58,62,924	2,93,33,788	57
27	TELANGANA	5,22,90,000	3,89,81,000	36,80,62,000	13,78,31,000	704
28	TRIPURA	1,05,82,000	1,05,82,000	4,33,31,000	15,38,000 #	409
29	UTTARAKHAND	1,12,24,000	1,04,00,000	1,66,58,000	1,57,76,000	148
30	UTTAR PRADESH	3,76,40,000	3,10,25,000	7,11,93,399	5,87,02,983	189
31	WEST BENGAL	25,42,000	4,88,000	27,50,700 ^	3,24,19,000	108
32	ANDAMAN AND NICOBAR ISLANDS	7,25,000	7,28,000	7,25,195	7,13,091	100
33	CHANDIGARH	82,000	1,17,000	1,37,914	1,33,406	168
34	DADRA AND NAGAR HAVELI	1,30,000	1,30,000	3,83,000	3,03,000	295
35	DAMAN AND DIU	7,000	7,000	19,484	0	278
36	LAKSHADWEEP	16,000	13,000	0	0	0
<b>Grand Total</b>		<b>70,82,15,000</b>	<b>75,83,32,000</b>	<b>1,40,42,88,945</b>	<b>97,38,43,399</b>	<b>198</b>

**Very Good:(90% or above of targets)**

ANDHRA PRADESH, BIHAR, CHHATTISGARH, DELHI, GUJARAT, JHARKHAND, KARNATAKA, KERALA, MADHYA PRADESH, MAHARASHTRA, MANIPUR, MIZORAM, ODISHA, PUDUCHERRY, PUNJAB, RAJASTHAN, TELANGANA, TRIPURA, UTTARAKHAND, UTTAR PRADESH, WEST BENGAL, ANDAMAN AND NICOBAR ISLANDS, CHANDIGARH, DADRA AND NAGAR HAVELI, DAMAN AND DIU

**Good:(Between 80% to 90% targets)**

HARYANA, SIKKIM

**Poor:(Below 80% of targets)**

ARUNACHAL PRADESH, ASSAM, GOA, HIMACHAL PRADESH, JAMMU AND KASHMIR, MEGHALAYA, NAGALAND, TAMIL NADU, LAKSHADWEEP

Note:

NR Not Reported

^ Figures reported upto December 2016 have been repeated

# Figures reported earlier have been repeated

# Afforestation (Public and Forest Lands)

## Seedlings planted

% Achievement of Target  
During April 2016 - March 2017

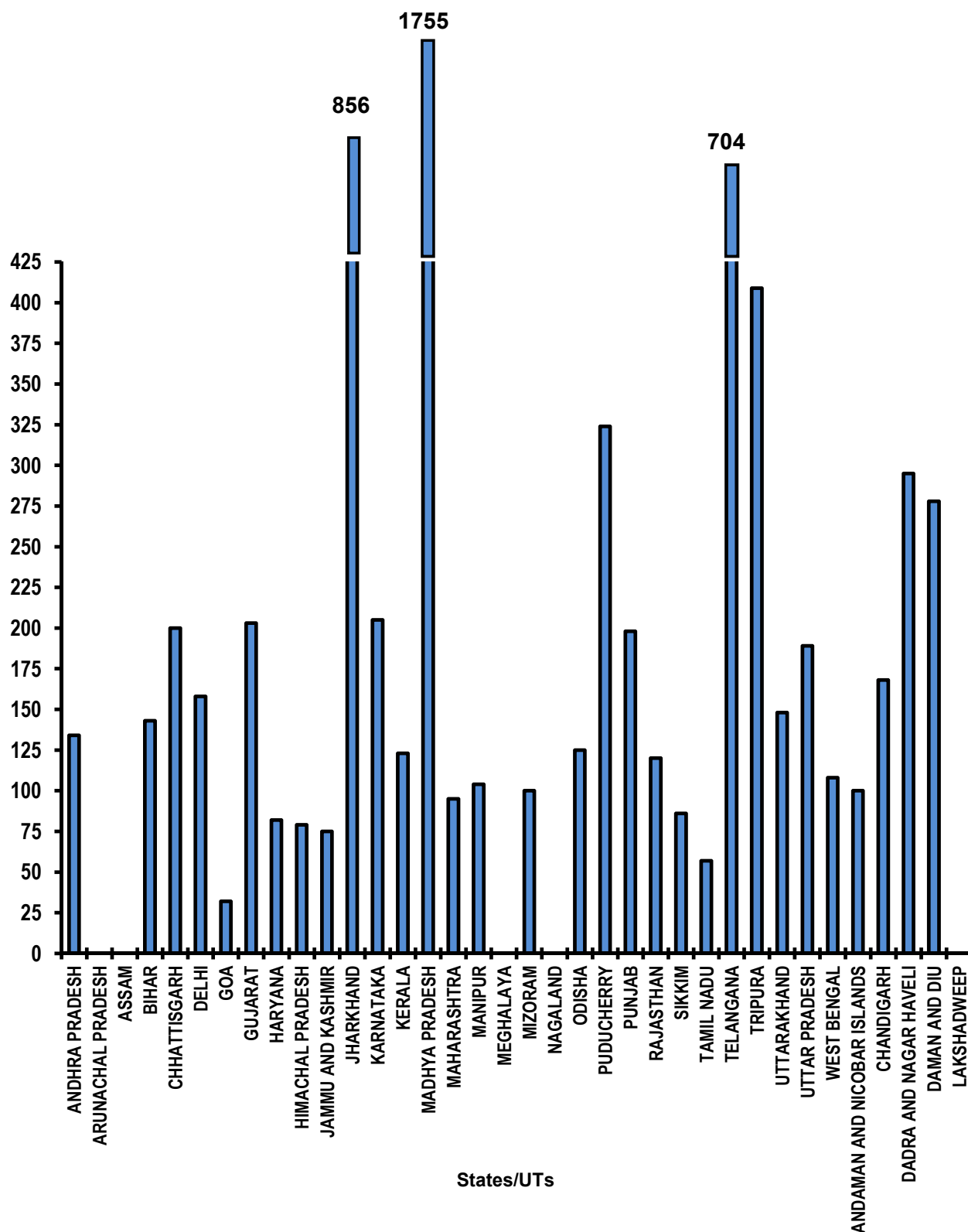


Table - 16

**Rural roads - PMGSY**  
**Length of road constructed**  
**(Unit: Kilometer)**

Sl. No.	State/UT Name	Target		Achievement		Percent Achievement April 2016-March 2017
		2016-2017	2015-2016	April 2016-March 2017 @	April 2015-March 2016	
(1)	(2)	(3)	(4)	(5)	(6)	(5)/(3)
1	ANDHRA PRADESH	1,350	300	734	1,064	54
2	ARUNACHAL PRADESH	650	470	1,361	197 #	209
3	ASSAM	750	700	930	477	124
4	BIHAR	6,540	3,200	6,602	3,749	101
5	CHHATTISGARH	2,750	1,500	1,020	1,703	37
6	GUJARAT	211	1,800	212	1,622	100
7	HARYANA	52	300	63	268	121
8	HIMACHAL PRADESH	500	300	1,429	654	286
9	JAMMU AND KASHMIR	1,050	750	1,785	461	170
10	JHARKHAND	3,000	1,240	3,120	486 #	104
11	KARNATAKA	800	550	897	927	112
12	KERALA	430	300	314	364	73
13	MADHYA PRADESH	6,200	3,410	5,082	1451 #	82
14	MAHARASHTRA	1,900	600	2,001	892	105
15	MANIPUR	790	300	1,486	430 #	188
16	MEGHALAYA	400	100	369	148	92
17	MIZORAM	200	80	298	52 #	149
18	NAGALAND	150	150	395	39 #	263
19	ODISHA	6,200	2,350	5,797	2419 #	94
20	PUNJAB	450	450	587	537	130
21	RAJASTHAN	3,000	2,000	3,113	2,421	104
22	SIKKIM	150	120	247	345	165
23	TAMIL NADU	800	1,110	883	299	110
24	TELANGANA	900	250	409	447	45
25	TRIPURA	400	220	406	47 #	101
26	UTTARAKHAND	1,000	450	1,989	1,191	199
27	UTTAR PRADESH	3,900	1,500	3,095	5,080	79
28	WEST BENGAL	4,100	1,500	2,826	2,417	69
<b>Grand Total</b>		<b>48,623</b>	<b>26,000</b>	<b>47,450</b>	<b>30,187</b>	<b>98</b>

**Very Good:(90% or above of targets)**

ARUNACHAL PRADESH, ASSAM, BIHAR, GUJARAT, HARYANA, HIMACHAL PRADESH, JAMMU AND KASHMIR, JHARKHAND, KARNATAKA, MAHARASHTRA, MANIPUR, MEGHALAYA, MIZORAM, NAGALAND, ODISHA, PUNJAB, RAJASTHAN, SIKKIM, TAMIL NADU, TRIPURA, UTTARAKHAND

**Good:(Between 80% to 90% targets)**

MADHYA PRADESH

**Poor:(Below 80% of targets)**

ANDHRA PRADESH, CHHATTISGARH, KERALA, TELANGANA, UTTAR PRADESH, WEST BENGAL

Note:

@ Figures received from M/o Rural Development have been considered

# Figures reported earlier have been repeated

# Rural Roads - PMGSY

## Length of Road Constructed

% Achievement of Target  
During April 2016 - March 2017

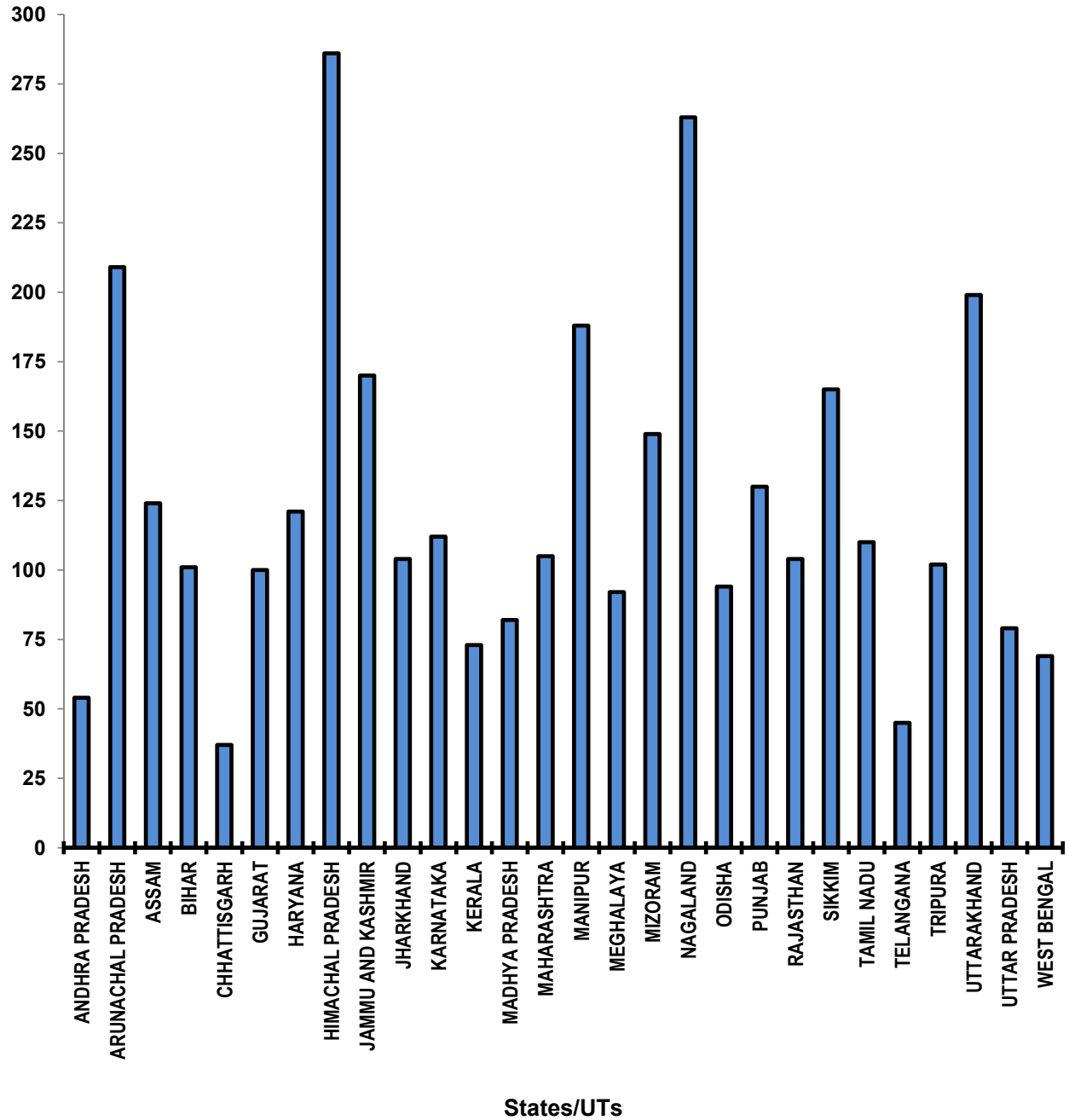


Table - 17

**Deendyal Upadhyaya Gram Jyoti Yojana (DDUGJY)**  
**Villages electrified**  
**(Unit: Number)**

Sl. No.	State/UT Name	Target		Achievement		Percent Achievement April 2016-March 2017
		2016-2017	2015-2016	April 2016-March 2017	April 2015-March 2016@	
(1)	(2)	(3)	(4)	(5)	(6)	(5)/(3)
1	ARUNACHAL PRADESH	1,039	-	174	174	17
2	ASSAM	1,377	121	1,218	942	88
3	BIHAR	735	1,975	372 ^	1,754	51
4	CHHATTISGARH	500	15	176	405	35
5	HIMACHAL PRADESH	34	1	27	1	79
6	JAMMU AND KASHMIR	79	31	18	27	23
7	JHARKHAND	1,314	352	696	750	53
8	KARNATAKA	39	-	7	0	18
9	KERALA	-	-	0	0	-
10	MADHYA PRADESH	191	142	149	214	78
11	MAHARASHTRA	-	-	0	0	-
12	MANIPUR	149	95	69	75	46
13	MEGHALAYA	674	26	670	1	99
14	MIZORAM	42	16	23	16	55
15	NAGALAND	82	8	29	0	35
16	ODISHA	1,586	20	690	1,264	44
17	RAJASTHAN	246	26	261	163	106
18	TAMIL NADU	-	-	0	0	-
19	TRIPURA	17	4	6	9	35
20	UTTARAKHAND	76	NA	26	NA	34
21	UTTAR PRADESH	166	659	154 ^	1,305	93
22	WEST BENGAL	14	10	2	8	14
<b>Grand Total</b>		<b>8,360</b>	<b>3,501</b>	<b>4,767</b>	<b>7,108</b>	<b>57</b>

Very Good:(90% or above of targets)

MEGHALAYA, RAJASTHAN, UTTAR PRADESH

Good:(Between 80% to 90% targets)

ASSAM

Poor:(Below 80% of targets)

ARUNACHAL PRADESH, BIHAR, CHHATTISGARH, HIMACHAL PRADESH, JAMMU AND KASHMIR, JHARKHAND, KARNATAKA, MADHYA PRADESH, MANIPUR, MIZORAM, NAGALAND, ODISHA, TRIPURA, UTTARAKHAND, WEST BENGAL

Note:

NR Not Reported

@ Figures have been taken as provided by M/o Power

^ Figures reported upto December 2016 have been repeated

# Figures reported earlier have been repeated

NA Not Applicable

**Deendayal Upadhyaya  
Gram Jyoti Yojana-DDUGJY  
Villages electrified  
% Achievement of Target  
During April 2016 - March 2017**

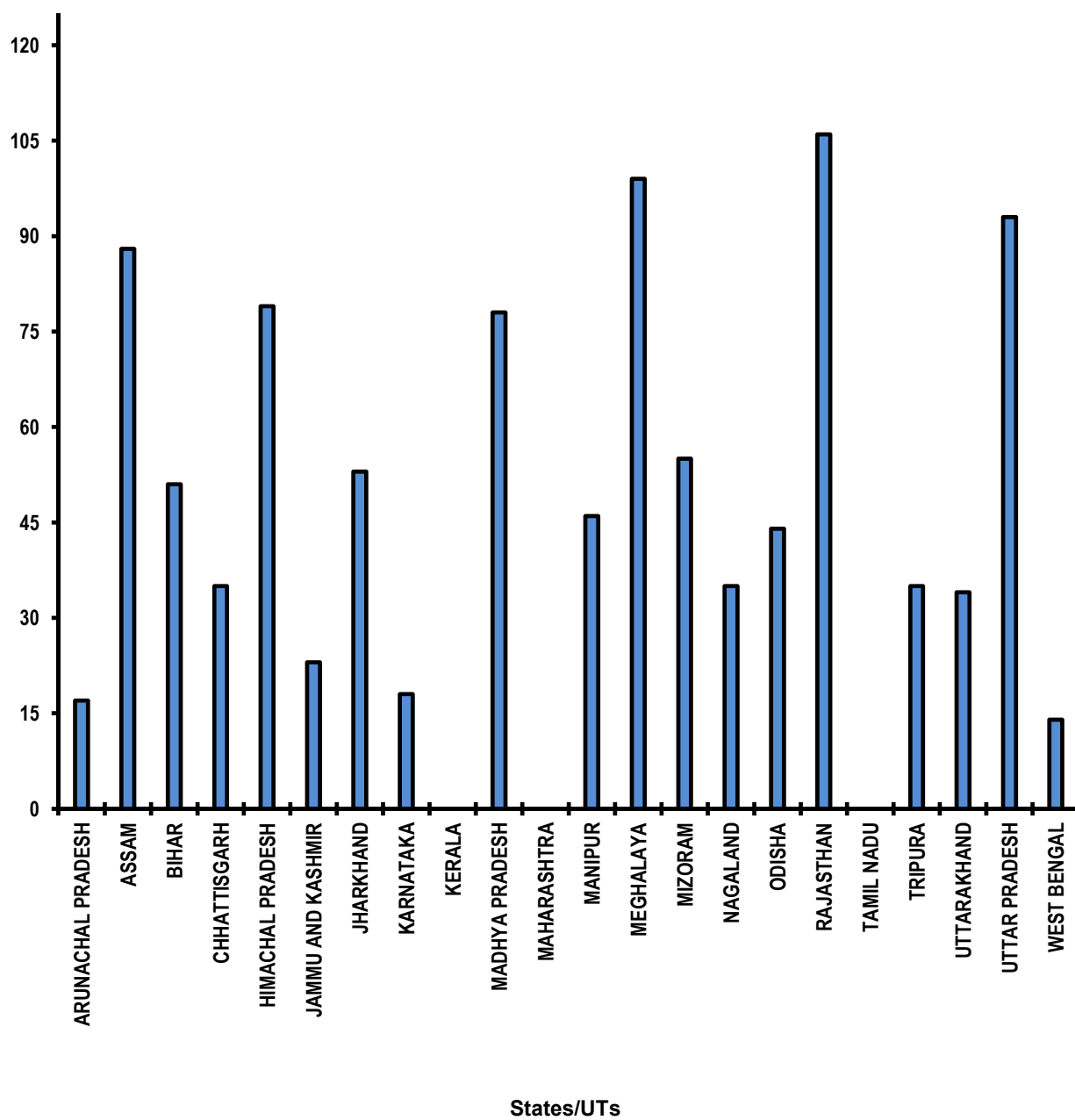


Table - 18

**Energising pump sets  
Pumps sets energized  
(Unit: Number)**

Sl. No.	State/UT Name	Target		Achievement		Percent Achievement
		2016-2017	2015-16	April 2016-March 2017	April 2015-March 2016	April 2016-March 2017
(1)	(2)	(3)	(4)	(5)	(6)	(5)/(3)
1	ANDHRA PRADESH	24,852	25,000	75,403	72,360	303
2	BIHAR	2,764	2,764	0	7,499	0
3	CHHATTISGARH	21,000	21,000	19,946	22,108	95
4	GOA	200	200	197	193	98
5	GUJARAT	56,000	56,000	94,205	91,048	168
6	HARYANA	8,800	9,549	9,769	7,077	111
7	HIMACHAL PRADESH	1,014	1,014	2,077	1,758	205
8	JHARKHAND	22,000	22,000	4,422	NR	20
9	KARNATAKA	38,602	38,602	82,488	54,184	214
10	KERALA	12,000	12,000	12,257	10,026	102
11	MADHYA PRADESH	17,237	17,237	92,184	1,81,910	535
12	MEGHALAYA	30	NA	0	NA	0
13	ODISHA	1,190	1,190	12,327	6627 #	1,036
14	PUDUCHERRY	35	25	31	34	89
15	PUNJAB	1,50,000	55,000	97,579	15,110	65
16	RAJASTHAN	30,000	30,000	29,536	51,303	98
17	TAMIL NADU	10,000	10,000	12,625	13,564	126
18	TELANGANA	25,148	25,148	1,17,277	96,300	466
19	UTTARAKHAND	700	700	1,429	1,188	204
20	UTTAR PRADESH	22,058	22,058	19,520	20,457	88
21	WEST BENGAL	422	422	3568 ^	34,431	845
22	DADRA AND NAGAR HAVELI	20	20	0	0	0
23	DAMAN AND DIU	25	25	62	71	248
<b>Grand Total</b>		<b>4,44,097</b>	<b>3,49,954</b>	<b>6,86,902</b>	<b>6,87,248</b>	<b>155</b>

**Very Good:(90% or above of targets)**

ANDHRA PRADESH, CHHATTISGARH, GOA, GUJARAT, HARYANA, HIMACHAL PRADESH, KARNATAKA, KERALA, MADHYA PRADESH, ODISHA, RAJASTHAN, TAMIL NADU, TELANGANA, UTTARAKHAND, WEST BENGAL, DAMAN AND DIU

**Good:(Between 80% to 90% targets)**

PUDUCHERRY, UTTAR PRADESH

**Poor:(Below 80% of targets)**

BIHAR, JHARKHAND, MEGHALAYA, PUNJAB, DADRA AND NAGAR HAVELI

Note:

NR Not Reported

# Figures reported earlier have been repeated

^ Figures reported upto December 2016 have been repeated

NA Not Applicable

# Energising Pump sets

## Pumps sets energized

### % Achievement of Target

#### During April 2016 - March 2017

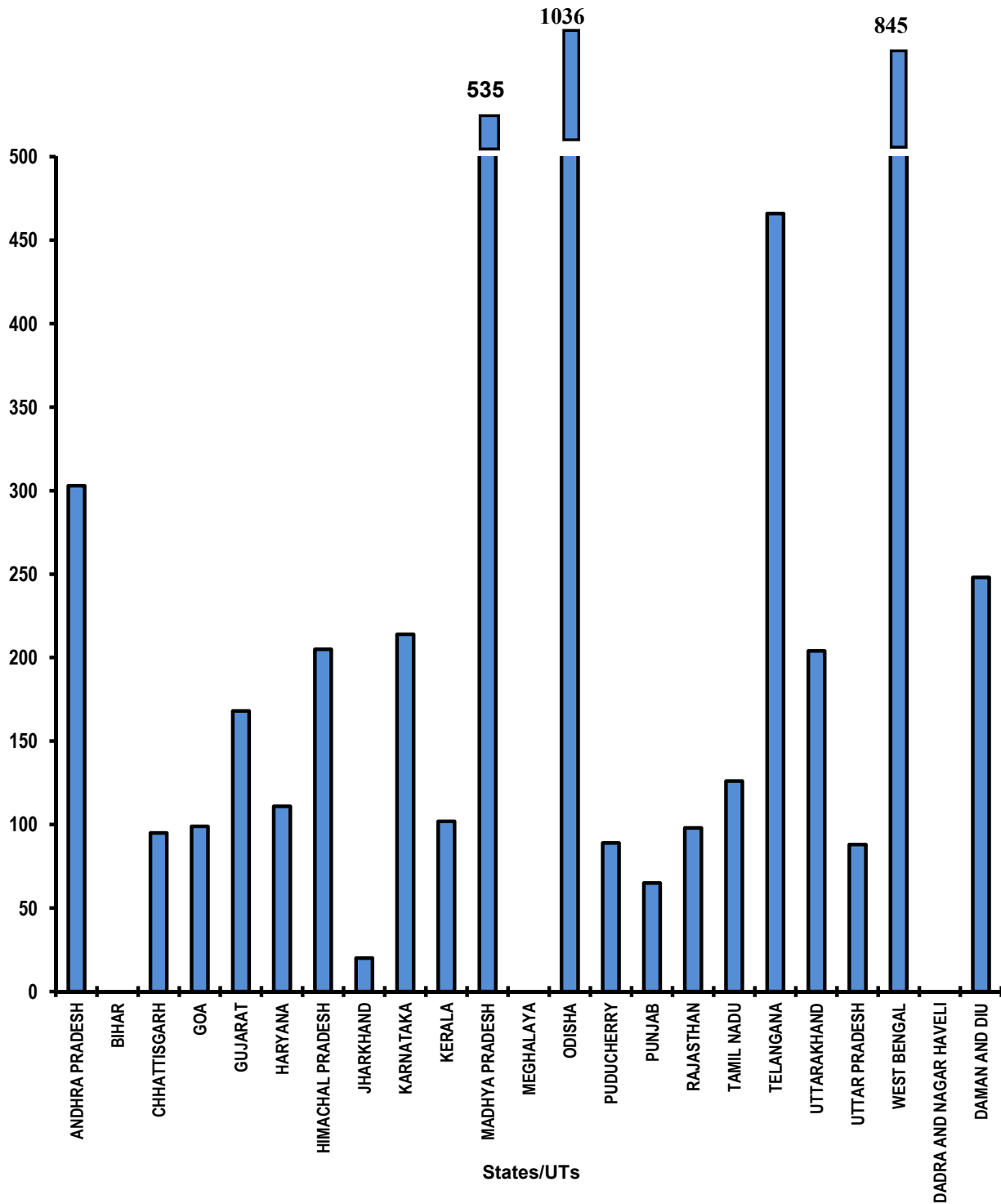




Table - 19

## Supply of Electricity

Sl. No.	State/UT Name	Electricity demanded (Million Units) April 2016- March 2017	Electricity supplied (Million Units) April 2016- March 2017	Electricity supplied (Million Units) April 2015- March 2016	Shortage observed (Million Units) April 2016- March 2017	Percentage of Electricity Supplied
(1)	(2)	(3)	(4)	(5)	(6)	(4)/(3)
1	ANDHRA PRADESH	54,300	54,257	50,366	43	100
2	ARUNACHAL PRADESH	729	714	591	15	98
3	ASSAM	9,020	8,694	8,272	326	96
4	BIHAR	25,711	25,130	23,659	581	98
5	CHHATTISGARH	23,750	23,697	25,309	53	100
6	DELHI	30,829	30,797	29,583	32	100
7	GOA	4,319	4,317	5,119	2	100
8	GUJARAT	1,03,706	1,03,705	1,03,540	1	100
9	HARYANA	48,895	48,895	47,437	0	100
10	HIMACHAL PRADESH	8,831	8,779	8,758	52	99
11	JAMMU AND KASHMIR	17,398	14,194	14,037	3,204	82
12	JHARKHAND	7,960	7,906	7,561	54	99
13	KARNATAKA	66,899	66,537	60,971	362	99
14	KERALA	24,296	24,261	23,194	35	100
15	MADHYA PRADESH	65,759	65,758	62,374	1	100
16	MAHARASHTRA	1,39,295	1,39,228	1,41,361	67	100
17	MANIPUR	764	740	810	24	97
18	MEGHALAYA	1,715	1,715	1,725	0	100
19	MIZORAM	514	501	455	13	97
20	NAGALAND	757	745	739	12	98
21	ODISHA	26,758	26,756	26,600	2	100
22	PUDUCHERRY	2,548	2,545	2,429	3	100
23	PUNJAB	53,098	53,098	49,675	0	100
24	RAJASTHAN	67,838	67,415	67,205	423	99
25	SIKKIM	475	475	399	0	100
26	TAMIL NADU	1,04,511	1,04,487	96,586	24	100
27	TELANGANA	53,030	53,018	49,948	12	100
28	TRIPURA	1,644	1,621	1,146	23	99
29	UTTARAKHAND	13,069	12,986	12,675	83	99
30	UTTAR PRADESH	1,07,569	1,05,701	93,033	1,868	98
31	WEST BENGAL	47,948	47,807	47,194	141	100
32	ANDAMAN AND NICOBAR ISLANDS	240	180	180	60	75
33	CHANDIGARH	1,645	1,645	1,607	0	100
34	DADRA AND NAGAR HAVELI	6,021	6,021	5,925	0	100
35	DAMAN AND DIU	2,398	2,398	2,337	0	100
36	LAKSHADWEEP	48	48	48	0	100
Grand Total		11,24,287	11,16,771	10,72,848	7,516	99

Very Good:(90% or above of targets)

ANDHRA PRADESH, ARUNACHAL PRADESH, ASSAM, BIHAR, CHHATTISGARH, DELHI, GOA, GUJARAT, HARYANA, HIMACHAL PRADESH, JHARKHAND, KARNATAKA, KERALA, MADHYA PRADESH, MAHARASHTRA, MANIPUR, MEGHALAYA, MIZORAM, NAGALAND, ODISHA, PUDUCHERRY, PUNJAB, RAJASTHAN, SIKKIM, TAMIL NADU, TELANGANA, TRIPURA, UTTARAKHAND, UTTAR PRADESH, WEST BENGAL, CHANDIGARH, DADRA AND NAGAR HAVELI, DAMAN AND DIU, LAKSHADWEEP

Good:(Between 80% to 90% targets)

JAMMU AND KASHMIR

Poor:(Below 80% of targets)

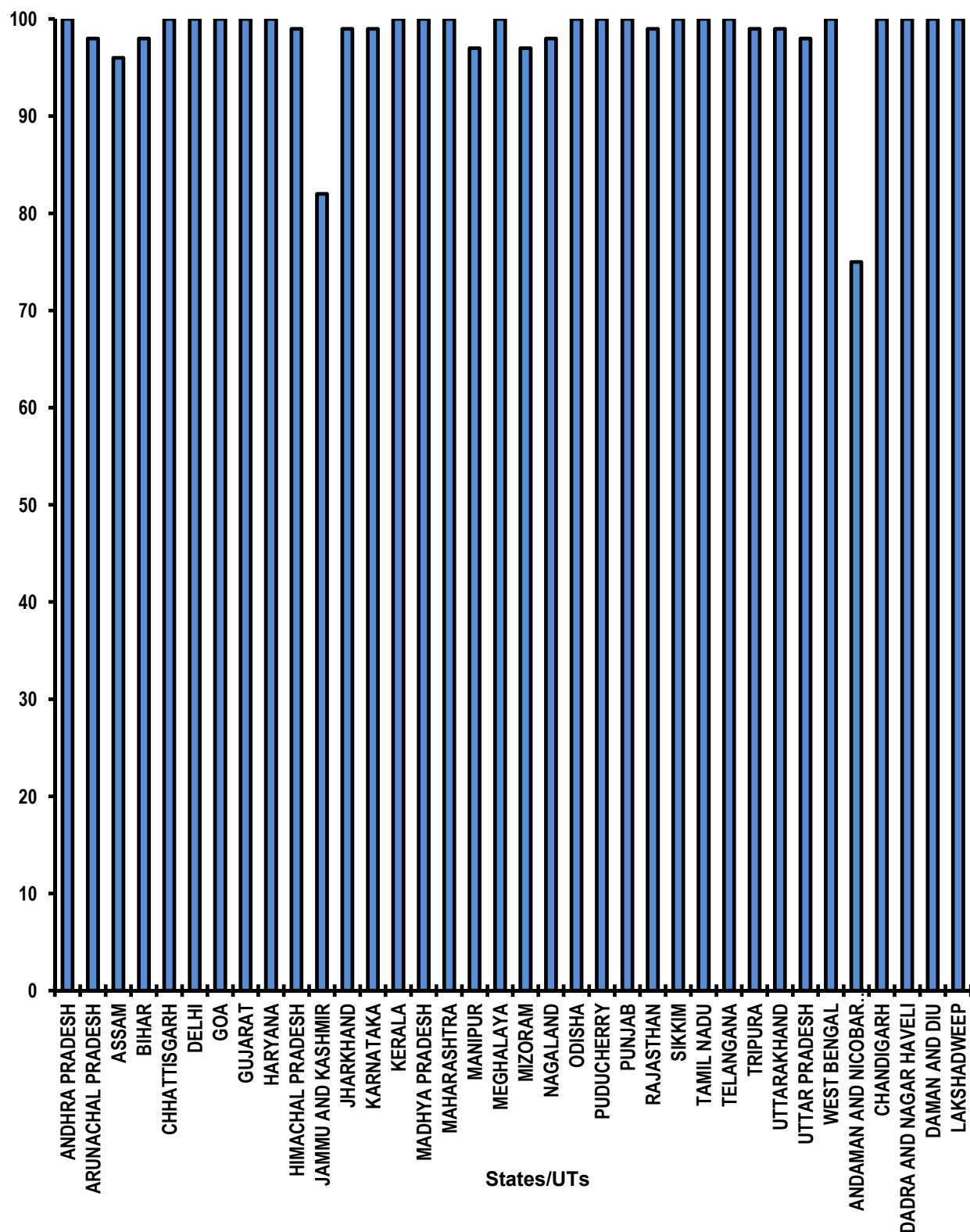
ANDAMAN AND NICOBAR ISLANDS

# Supply of Electricity

## Electricity supplied

### % Achievement of Target

#### During April 2016 - March 2017



# **TWENTY POINT PROGRAMME - 2006**

## **PART - III**

### **STATE-WISE PERFORMANCE**

**ANDHRA PRADESH**

Sl. No.	Sub.Sl. No.	Item Code	Item/Parameter Name {Units}	Target April 2016-March 2017	Achievement April 2016-March 2017	Percent Achievement
(1)	(2)	(3)	(4)	(5)	(6)	(6)/(5)
<b><u>Employment generation under the NREG Scheme</u></b>						
1	(i)	<b>01A01</b>	No. of job cards issued {Number}	**	3,39,210	
2	(ii)	<b>01A02</b>	Employment generated {Number}	**	20,83,21,000	
3	(iii)	<b>01A03</b>	Wages given {Rupees}	**	29,14,10,13,000	
<b><u>National Rural Livelihood Mission (NRLM)</u></b>						
4	(i)	<b>01F01</b>	Number of SHGs promoted (new and revived) during the financial year {Number}	6,860	0	0
5	(ii)	<b>01F02</b>	Number of SHGs provided Revolving Fund (RF) during the financial year {Number}	*	0	
6	(iii)	<b>01F03</b>	Number of SHGs provided Community Investment Fund (CIF) during the financial year {Number}	*	0	
<b><u>Distribution of waste land to the landless</u></b>						
7	(i)	<b>03E01</b>	Total Land Distributed {Hectare}	**	0	
8	(ii)	<b>03E02</b>	Land Distributed to SC {Hectare}	**	0	
9	(iii)	<b>03E03</b>	Land Distributed to ST {Hectare}	**	0	
10	(iv)	<b>03E04</b>	Land Distributed to Others {Hectare}	**	0	
<b><u>Minimum Wages Enforcement (including Farm Labour)</u></b>						
11	(i)	<b>04B01</b>	Agriculture and Farm Workers: Inspections made {Number}	**	0	
12	(ii)	<b>04B02</b>	Agriculture and Farm Workers: Irregularities detected {Number}	**	0	
13	(iii)	<b>04B03</b>	Agriculture and Farm Workers: Irregularities rectified {Number}	**	0	
14	(iv)	<b>04B04</b>	Agriculture and Farm Workers: Claims filed {Number}	**	0	
15	(v)	<b>04B05</b>	Agriculture and Farm Workers: Claims settled {Number}	**	0	
16	(vi)	<b>04B06</b>	Agriculture and Farm Workers: Prosecution cases Pending {Number}	**	0	
17	(vii)	<b>04B07</b>	Agriculture and Farm Workers: Prosecution cases filed {Number}	**	0	
18	(viii)	<b>04B08</b>	Agriculture and Farm Workers: Prosecution cases decided {Number}	**	0	
19	(ix)	<b>04B10</b>	Agriculture and Farm Workers: Others {Number}	**	0	
<b><u>Food security-Targeted Public Distribution system (APL+BPL+AADY)</u></b>						
20	(i)	<b>05A02</b>	Off take {Tonnes}	18,71,844	18,46,494	99
<b><u>Food security-Targeted Public Distribution system (only AADY)</u></b>						
21	(i)	<b>05B02</b>	Off take {Tonnes}	*	0	
<b><u>Food Security - Targeted Public Distribution System (Only BPL)</u></b>						
22	(i)	<b>05D02</b>	Off take {Tonnes}	*	0	
<b><u>Food Security:National Food Security Act(Normal)-NFSA</u></b>						
23	(i)	<b>05E02</b>	Off take {Tonnes}	18,49,776	18,11,598	98
<b><u>Food Security:National Food Security Act(Tide Over)-NFSA</u></b>						
24	(i)	<b>05F02</b>	Off take {Tonnes}	22,068	34,896	158
<b><u>Rural Housing - Pradhan Mantri Awaas Yojana (Grameen)</u></b>						
25	(i)	<b>06A01</b>	Houses constructed {Number}	75,054	30,394	40
<b><u>EWS/LIG Houses in Urban Areas</u></b>						
26	(i)	<b>06B01</b>	Houses constructed {Number}	14,440	10,368	72
<b><u>Rural Areas: National Rural Drinking Water Programme (NRDWP)</u></b>						
27	(i)	<b>07A03</b>	Partially Covered Habitations {Number}	638	987	155
28	(ii)	<b>07A04</b>	Coverage of quality affected habitations {Number}	367	331	90
<b><u>Sanitation Programme in Rural Areas</u></b>						

**ANDHRA PRADESH**

Sl. No.	Sub.Sl. No.	Item Code	Item/Parameter Name {Units}	Target April 2016-March 2017	Achievement April 2016-March 2017	Percent Achievement
(1)	(2)	(3)	(4)	(5)	(6)	(6)/(5)
29	(i)	<b>08D01</b>	Individual Household latrines constructed {Number}	**	5,89,458	
			<b><u>Institutional Delivery</u></b>			
30	(i)	<b>08E01</b>	Delivery in institutions {Number}	**	7,15,335	
			<b><u>SC Families assisted</u></b>			
31	(i)	<b>10A02</b>	SC families assisted under SCA to SCSP & NSFDC {Number}	7,398	0	0
			<b><u>SC families assisted - SC students assisted under post matric scholarship</u></b>			
32	(i)	<b>10A03</b>	SC students assisted under post matric scholarship {Number}	**	3,02,524	
			<b><u>Universalization of ICDS Scheme</u></b>			
33	(i)	<b>12A01</b>	ICDS Blocks Operational (Cumulative) {Number}	257	257	100
			<b><u>Functional Anganwadis</u></b>			
34	(i)	<b>12B01</b>	Anganwadis Functional (Cumulative) {Number}	55,607	55,605	100
			<b><u>No. of Urban poor families assisted under Seven Point Charter</u></b>			
35	(i)	<b>14A01</b>	Poor Families assisted {Number}	**	7,03,024	
			<b><u>Afforestation ( Public and Forest Lands)</u></b>			
36	(i)	<b>15A01</b>	Area Covered under Plantation {Hectares}	2,08,591	2,74,635	132
37	(ii)	<b>15A02</b>	Seedlings planted {Number}	13,55,84,000	18,20,43,000	134
			<b><u>Rural roads - PMGSY</u></b>			
38	(i)	<b>17A01</b>	Length of road constructed {Kilometer}	1,350	734	54
			<b><u>Energising pump sets</u></b>			
39	(i)	<b>18D01</b>	Pumps sets energized {Number}	24,852	75,403	303
			<b><u>Supply of Electricity</u></b>			
40	(i)	<b>18E02</b>	Electricity supplied {Million Units}	54,300	54,257	100

**Note:**

\* - Target Not Received.

\*\* - Non-Targetable.

**1 Very Good(90% or above of targets)**

05A02, 05E02, 05F02, 07A03, 07A04, 12A01, 12B01, 15A01, 15A02, 18D01, 18E02

**2 Poor(Below 80% of targets)**

01F01, 06A01, 06B01, 10A02, 17A01

**ARUNACHAL PRADESH**

Sl. No.	Sub.Sl. No.	Item Code	Item/Parameter Name {Units}	Target April 2016-March 2017	Achievement April 2016-March 2017	Percent Achievement
(1)	(2)	(3)	(4)	(5)	(6)	(6)/(5)
<b><u>Employment generation under the NREG Scheme</u></b>						
1	(i)	<b>01A01</b>	No. of job cards issued {Number}	**	6,195	
2	(ii)	<b>01A02</b>	Employment generated {Number}	**	0	
3	(iii)	<b>01A03</b>	Wages given {Rupees}	**	0	
<b><u>National Rural Livelihood Mission (NRLM)</u></b>						
4	(i)	<b>01F01</b>	Number of SHGs promoted (new and revived) during the financial year {Number}	340	169	50
5	(ii)	<b>01F02</b>	Number of SHGs provided Revolving Fund (RF) during the financial year {Number}	200	76	38
6	(iii)	<b>01F03</b>	Number of SHGs provided Community Investment Fund (CIF) during the financial year {Number}	*	0	
<b><u>Distribution of waste land to the landless</u></b>						
7	(i)	<b>03E01</b>	Total Land Distributed {Hectare}	**	0	
8	(ii)	<b>03E02</b>	Land Distributed to SC {Hectare}	**	0	
9	(iii)	<b>03E03</b>	Land Distributed to ST {Hectare}	**	0	
10	(iv)	<b>03E04</b>	Land Distributed to Others {Hectare}	**	0	
<b><u>Minimum Wages Enforcement (including Farm Labour)</u></b>						
11	(i)	<b>04B01</b>	Agriculture and Farm Workers: Inspections made {Number}	**	0	
12	(ii)	<b>04B02</b>	Agriculture and Farm Workers: Irregularities detected {Number}	**	0	
13	(iii)	<b>04B03</b>	Agriculture and Farm Workers: Irregularities rectified {Number}	**	0	
14	(iv)	<b>04B04</b>	Agriculture and Farm Workers: Claims filed {Number}	**	0	
15	(v)	<b>04B05</b>	Agriculture and Farm Workers: Claims settled {Number}	**	0	
16	(vi)	<b>04B06</b>	Agriculture and Farm Workers: Prosecution cases Pending {Number}	**	0	
17	(vii)	<b>04B07</b>	Agriculture and Farm Workers: Prosecution cases filed {Number}	**	0	
18	(viii)	<b>04B08</b>	Agriculture and Farm Workers: Prosecution cases decided {Number}	**	0	
19	(ix)	<b>04B10</b>	Agriculture and Farm Workers: Others {Number}	**	0	
<b><u>Food security-Targeted Public Distribution system (APL+BPL+AAAY)</u></b>						
20	(i)	<b>05A02</b>	Off take {Tonnes}	88,992	87,048	98
<b><u>Food security-Targeted Public Distribution system (only AAAY)</u></b>						
21	(i)	<b>05B02</b>	Off take {Tonnes}	*	0	
<b><u>Food Security - Targeted Public Distribution System (Only BPL)</u></b>						
22	(i)	<b>05D02</b>	Off take {Tonnes}	*	81	
<b><u>Food Security:National Food Security Act(Normal)-NFSA</u></b>						
23	(i)	<b>05E02</b>	Off take {Tonnes}	56,124	54,704	97
<b><u>Food Security:National Food Security Act(Tide Over)-NFSA</u></b>						
24	(i)	<b>05F02</b>	Off take {Tonnes}	32,868	31,305	95
<b><u>Rural Housing - Pradhan Mantri Awaas Yojana (Grameen)</u></b>						
25	(i)	<b>06A01</b>	Houses constructed {Number}	9,034	0	0
<b><u>EWS/LIG Houses in Urban Areas</u></b>						
26	(i)	<b>06B01</b>	Houses constructed {Number}	752	420	56
<b><u>Rural Areas: National Rural Drinking Water Programme (NRDWP)</u></b>						
27	(i)	<b>07A03</b>	Partially Covered Habitations {Number}	177	21	12
28	(ii)	<b>07A04</b>	Coverage of quality affected habitations {Number}	11	4	36
<b><u>Sanitation Programme in Rural Areas</u></b>						

**ARUNACHAL PRADESH**

Sl. No.	Sub.Sl. No.	Item Code	Item/Parameter Name {Units}	Target April 2016-March 2017	Achievement April 2016-March 2017	Percent Achievement
(1)	(2)	(3)	(4)	(5)	(6)	(6)/(5)
29	(i)	<b>08D01</b>	Individual Household latrines constructed {Number}	**	17,292	
			<b><u>Institutional Delivery</u></b>			
30	(i)	<b>08E01</b>	Delivery in institutions {Number}	**	0	
			<b><u>Universalization of ICDS Scheme</u></b>			
31	(i)	<b>12A01</b>	ICDS Blocks Operational (Cumulative) {Number}	98	98	100
			<b><u>Functional Anganwadis</u></b>			
32	(i)	<b>12B01</b>	Anganwadis Functional (Cumulative) {Number}	6,225	6,225	100
			<b><u>No. of Urban poor families assisted under Seven Point Charter</u></b>			
33	(i)	<b>14A01</b>	Poor Families assisted {Number}	**	0	
			<b><u>Afforestation ( Public and Forest Lands)</u></b>			
34	(i)	<b>15A01</b>	Area Covered under Plantation {Hectares}	210	0	0
35	(ii)	<b>15A02</b>	Seedlings planted {Number}	1,37,000	0	0
			<b><u>Rural roads - PMGSY</u></b>			
36	(i)	<b>17A01</b>	Length of road constructed {Kilometer}	650	1,361	209
			<b><u>Deendyal Upadhyaya Gram Jyoti Yojana (DDUGJY)</u></b>			
37	(i)	<b>18B01</b>	Villages electrified {Number}	1,039	174	17
			<b><u>Supply of Electricity</u></b>			
38	(i)	<b>18E02</b>	Electricity supplied {Million Units}	729	714	98

**Note:**

\* - Target Not Received.

\*\* - Non-Targetable.

**1 Very Good(90% or above of targets)**

05A02, 05E02, 05F02, 12A01, 12B01, 17A01, 18E02

**2 Poor(Below 80% of targets)**

01F01, 01F02, 06A01, 06B01, 07A03, 07A04, 15A01, 15A02, 18B01

**ASSAM**

Sl. No.	Sub.Sl. No.	Item Code	Item/Parameter Name {Units}	Target April 2010-March 2017	Achievement April 2010-March 2017	Percent Achievement
(1)	(2)	(3)	(4)	(5)	(6)	(6)/(5)
<b><u>Employment generation under the NREG Scheme</u></b>						
1	(i)	<b>01A01</b>	No. of job cards issued {Number}	**	4,15,510	
2	(ii)	<b>01A02</b>	Employment generated {Number}	**	4,68,20,000	
3	(iii)	<b>01A03</b>	Wages given {Rupees}	**	12,57,74,09,000	
<b><u>National Rural Livelihood Mission (NRLM)</u></b>						
4	(i)	<b>01F01</b>	Number of SHGs promoted (new and revived) during the financial year {Number}	27,634	20,141	73
5	(ii)	<b>01F02</b>	Number of SHGs provided Revolving Fund (RF) during the financial year {Number}	19,620	21,174	108
6	(iii)	<b>01F03</b>	Number of SHGs provided Community Investment Fund (CIF) during the financial year {Number}	5,250	9,022	172
<b><u>Distribution of waste land to the landless</u></b>						
7	(i)	<b>03E01</b>	Total Land Distributed {Hectare}	**	0	
8	(ii)	<b>03E02</b>	Land Distributed to SC {Hectare}	**	0	
9	(iii)	<b>03E03</b>	Land Distributed to ST {Hectare}	**	0	
10	(iv)	<b>03E04</b>	Land Distributed to Others {Hectare}	**	0	
<b><u>Minimum Wages Enforcement (including Farm Labour)</u></b>						
11	(i)	<b>04B01</b>	Agriculture and Farm Workers: Inspections made {Number}	**	0	
12	(ii)	<b>04B02</b>	Agriculture and Farm Workers: Irregularities detected {Number}	**	0	
13	(iii)	<b>04B03</b>	Agriculture and Farm Workers: Irregularities rectified {Number}	**	0	
14	(iv)	<b>04B04</b>	Agriculture and Farm Workers: Claims filed {Number}	**	0	
15	(v)	<b>04B05</b>	Agriculture and Farm Workers: Claims settled {Number}	**	0	
16	(vi)	<b>04B06</b>	Agriculture and Farm Workers: Prosecution cases Pending {Number}	**	0	
17	(vii)	<b>04B07</b>	Agriculture and Farm Workers: Prosecution cases filed {Number}	**	0	
18	(viii)	<b>04B08</b>	Agriculture and Farm Workers: Prosecution cases decided {Number}	**	0	
19	(ix)	<b>04B10</b>	Agriculture and Farm Workers: Others {Number}	**	0	
<b><u>Food security-Targeted Public Distribution system (APL+BPL+AAAY)</u></b>						
20	(i)	<b>05A02</b>	Off take {Tonnes}	16,86,864	15,64,721	93
<b><u>Food security-Targeted Public Distribution system (only AAAY)</u></b>						
21	(i)	<b>05B02</b>	Off take {Tonnes}	*	0	
<b><u>Food Security - Targeted Public Distribution System (Only BPL)</u></b>						
22	(i)	<b>05D02</b>	Off take {Tonnes}	*	0	
<b><u>Food Security:National Food Security Act(Normal)-NFSA</u></b>						
23	(i)	<b>05E02</b>	Off take {Tonnes}	16,10,010	15,08,048	94
<b><u>Food Security:National Food Security Act(Tide Over)-NFSA</u></b>						
24	(i)	<b>05F02</b>	Off take {Tonnes}	76,854	56,653	74
<b><u>Rural Housing - Pradhan Mantri Awaas Yojana (Grameen)</u></b>						
25	(i)	<b>06A01</b>	Houses constructed {Number}	2,19,695	249740	114
<b><u>EWS/LIG Houses in Urban Areas</u></b>						
26	(i)	<b>06B01</b>	Houses constructed {Number}	3,160	0	0
<b><u>Rural Areas: National Rural Drinking Water Programme (NRDWP)</u></b>						
27	(i)	<b>07A03</b>	Partially Covered Habitations {Number}	1,090	270	25
28	(ii)	<b>07A04</b>	Coverage of quality affected habitations {Number}	662	112	17
<b><u>Sanitation Programme in Rural Areas</u></b>						



**ASSAM**

Sl. No.	Sub.Sl. No.	Item Code	Item/Parameter Name {Units}	Target April 2016-March 2017	Achievement April 2016-March 2017	Percent Achievement
(1)	(2)	(3)	(4)	(5)	(6)	(6)/(5)
29	(i)	<b>08D01</b>	Individual Household latrines constructed {Number}	**	6,13,932	
			<b><u>Institutional Delivery</u></b>			
30	(i)	<b>08E01</b>	Delivery in institutions {Number}	**	0	
			<b><u>SC Families assisted</u></b>			
31	(i)	<b>10A02</b>	SC families assisted under SCA to SCSP & NSFDC {Number}	2,132	4,912	230
			<b><u>SC families assisted - SC students assisted under post matric scholarship</u></b>			
32	(i)	<b>10A03</b>	SC students assisted under post matric scholarship {Number}	**	12,358	
			<b><u>Universalization of ICDS Scheme</u></b>			
33	(i)	<b>12A01</b>	ICDS Blocks Operational (Cumulative) {Number}	231	231	100
			<b><u>Functional Anganwadis</u></b>			
34	(i)	<b>12B01</b>	Anganwadis Functional (Cumulative) {Number}	62,153	62,153	100
			<b><u>No. of Urban poor families assisted under Seven Point Charter</u></b>			
35	(i)	<b>14A01</b>	Poor Families assisted {Number}	**	2,591	
			<b><u>Afforestation ( Public and Forest Lands)</u></b>			
36	(i)	<b>15A01</b>	Area Covered under Plantation {Hectares}	40	0	0
37	(ii)	<b>15A02</b>	Seedlings planted {Number}	26,000	0	0
			<b><u>Rural roads - PMGSY</u></b>			
38	(i)	<b>17A01</b>	Length of road constructed {Kilometer}	750	930	124
			<b><u>Deendyal Upadhyaya Gram Jyoti Yojana (DDUGJY)</u></b>			
39	(i)	<b>18B01</b>	Villages electrified {Number}	1,377	1,218	88
			<b><u>Supply of Electricity</u></b>			
40	(i)	<b>18E02</b>	Electricity supplied {Million Units}	9,020	8,694	96

**Note:**

\* - Target Not Received.

\*\* - Non-Targetable.

**1 Very Good(90% or above of targets)**

01F02, 01F03, 05A02, 05E02, 06A01, 10A02, 12A01, 12B01, 17A01, 18E02

**2 Good(Between 80% to 90% targets)**

18B01

**3 Poor(Below 80% of targets)**

01F01, 05F02, 06B01, 07A03, 07A04, 15A01, 15A02

**BIHAR**

Sl. No.	Sub.Sl. No.	Item Code	Item/Parameter Name {Units}	Target April 2010-March 2017	Achievement April 2010-March 2017	Percent Achievement
(1)	(2)	(3)	(4)	(5)	(6)	(6)/(5)
<b><u>Employment generation under the NREG Scheme</u></b>						
1	(i)	<b>01A01</b>	No. of job cards issued {Number}	**	8,05,883	
2	(ii)	<b>01A02</b>	Employment generated {Number}	**	6,22,13,000	
3	(iii)	<b>01A03</b>	Wages given {Rupees}	**	11,85,97,02,000	
<b><u>National Rural Livelihood Mission (NRLM)</u></b>						
4	(i)	<b>01F01</b>	Number of SHGs promoted (new and revived) during the financial year {Number}	55,902	1,89,148	338
5	(ii)	<b>01F02</b>	Number of SHGs provided Revolving Fund (RF) during the financial year {Number}	33,000	62,870	191
6	(iii)	<b>01F03</b>	Number of SHGs provided Community Investment Fund (CIF) during the financial year {Number}	33,000	41,344	125
<b><u>Distribution of waste land to the landless</u></b>						
7	(i)	<b>03E01</b>	Total Land Distributed {Hectare}	**	25	
8	(ii)	<b>03E02</b>	Land Distributed to SC {Hectare}	**	11	
9	(iii)	<b>03E03</b>	Land Distributed to ST {Hectare}	**	1	
10	(iv)	<b>03E04</b>	Land Distributed to Others {Hectare}	**	14	
<b><u>Minimum Wages Enforcement (including Farm Labour)</u></b>						
11	(i)	<b>04B01</b>	Agriculture and Farm Workers: Inspections made {Number}	**	2,624	
12	(ii)	<b>04B02</b>	Agriculture and Farm Workers: Irregularities detected {Number}	**	435	
13	(iii)	<b>04B03</b>	Agriculture and Farm Workers: Irregularities rectified {Number}	**	442	
14	(iv)	<b>04B04</b>	Agriculture and Farm Workers: Claims filed {Number}	**	120	
15	(v)	<b>04B05</b>	Agriculture and Farm Workers: Claims settled {Number}	**	450	
16	(vi)	<b>04B06</b>	Agriculture and Farm Workers: Prosecution cases Pending {Number}	**	81	
17	(vii)	<b>04B07</b>	Agriculture and Farm Workers: Prosecution cases filed {Number}	**	13	
18	(viii)	<b>04B08</b>	Agriculture and Farm Workers: Prosecution cases decided {Number}	**	11	
19	(ix)	<b>04B10</b>	Agriculture and Farm Workers: Others {Number}	**	0	
<b><u>Food security-Targeted Public Distribution system (APL+BPL+AAAY)</u></b>						
20	(i)	<b>05A02</b>	Off take {Tonnes}	54,93,864	52,46,761	96
<b><u>Food security-Targeted Public Distribution system (only AAAY)</u></b>						
21	(i)	<b>05B02</b>	Off take {Tonnes}	*	683	
<b><u>Food Security - Targeted Public Distribution System (Only BPL)</u></b>						
22	(i)	<b>05D02</b>	Off take {Tonnes}	*	0	
<b><u>Food Security:National Food Security Act(Normal)-NFSA</u></b>						
23	(i)	<b>05E02</b>	Off take {Tonnes}	54,93,864	52,46,078	95
<b><u>Food Security:National Food Security Act(Tide Over)-NFSA</u></b>						
24	(i)	<b>05F02</b>	Off take {Tonnes}	*	0	
<b><u>Rural Housing - Pradhan Mantri Awaas Yojana (Grameen)</u></b>						
25	(i)	<b>06A01</b>	Houses constructed {Number}	6,37,658	695135	109
<b><u>EWS/LIG Houses in Urban Areas</u></b>						
26	(i)	<b>06B01</b>	Houses constructed {Number}	18,302	12,325	67
<b><u>Rural Areas: National Rural Drinking Water Programme (NRDWP)</u></b>						
27	(i)	<b>07A03</b>	Partially Covered Habitations {Number}	5,800	652	11
28	(ii)	<b>07A04</b>	Coverage of quality affected habitations {Number}	1,977	637	32
<b><u>Sanitation Programme in Rural Areas</u></b>						

**BIHAR**

Sl. No.	Sub.Sl. No.	Item Code	Item/Parameter Name {Units}	Target April 2016-March 2017	Achievement April 2016-March 2017	Percent Achievement
(1)	(2)	(3)	(4)	(5)	(6)	(6)/(5)
29	(i)	<b>08D01</b>	Individual Household latrines constructed {Number}	**	4,40,836	
			<b><u>Institutional Delivery</u></b>			
30	(i)	<b>08E01</b>	Delivery in institutions {Number}	**	1,21,516	
			<b><u>SC Families assisted</u></b>			
31	(i)	<b>10A02</b>	SC families assisted under SCA to SCSP & NSFDC {Number}	16,675	5,229	31
			<b><u>SC families assisted - SC students assisted under post matric scholarship</u></b>			
32	(i)	<b>10A03</b>	SC students assisted under post matric scholarship {Number}	**	0	
			<b><u>Universalization of ICDS Scheme</u></b>			
33	(i)	<b>12A01</b>	ICDS Blocks Operational (Cumulative) {Number}	544	544	100
			<b><u>Functional Anganwadis</u></b>			
34	(i)	<b>12B01</b>	Anganwadis Functional (Cumulative) {Number}	1,15,009	91,677	80
			<b><u>No. of Urban poor families assisted under Seven Point Charter</u></b>			
35	(i)	<b>14A01</b>	Poor Families assisted {Number}	**	80	
			<b><u>Afforestation ( Public and Forest Lands)</u></b>			
36	(i)	<b>15A01</b>	Area Covered under Plantation {Hectares}	30,330	43,279	143
37	(ii)	<b>15A02</b>	Seedlings planted {Number}	1,97,15,000	2,81,32,000	143
			<b><u>Rural roads - PMGSY</u></b>			
38	(i)	<b>17A01</b>	Length of road constructed {Kilometer}	6,540	6,602	101
			<b><u>Deendyal Upadhyaya Gram Jyoti Yojana (DDUGJY)</u></b>			
39	(i)	<b>18B01</b>	Villages electrified {Number}	735	372	51
			<b><u>Energising pump sets</u></b>			
40	(i)	<b>18D01</b>	Pumps sets energized {Number}	2,764	0	0
			<b><u>Supply of Electricity</u></b>			
41	(i)	<b>18E02</b>	Electricity supplied {Million Units}	25,711	25,130	98

**Note:**

\* - Target Not Received.

\*\* - Non-Targetable.

**1 Very Good(90% or above of targets)**

01F01, 01F02, 01F03, 05A02, 05E02, 06A01, 12A01, 15A01, 15A02, 17A01, 18E02

**2 Good(Between 80% to 90% targets)**

12B01

**3 Poor(Below 80% of targets)**

06B01, 07A03, 07A04, 10A02, 18B01, 18D01

**CHHATTISGARH**

Sl. No.	Sub.Sl. No.	Item Code	Item/Parameter Name {Units}	Target April 2010-March 2017	Achievement April 2010-March 2017	Percent Achievement
(1)	(2)	(3)	(4)	(5)	(6)	(6)/(5)
<b><u>Employment generation under the NREG Scheme</u></b>						
1	(i)	<b>01A01</b>	No. of job cards issued {Number}	**	4,21,647	
2	(ii)	<b>01A02</b>	Employment generated {Number}	**	8,55,17,000	
3	(iii)	<b>01A03</b>	Wages given {Rupees}	**	22,40,50,06,000	
<b><u>National Rural Livelihood Mission (NRLM)</u></b>						
4	(i)	<b>01F01</b>	Number of SHGs promoted (new and revived) during the financial year {Number}	13,090	26,471	202
5	(ii)	<b>01F02</b>	Number of SHGs provided Revolving Fund (RF) during the financial year {Number}	8,342	9,639	116
6	(iii)	<b>01F03</b>	Number of SHGs provided Community Investment Fund (CIF) during the financial year {Number}	4,550	5,833	128
<b><u>Distribution of waste land to the landless</u></b>						
7	(i)	<b>03E01</b>	Total Land Distributed {Hectare}	**	0	
8	(ii)	<b>03E02</b>	Land Distributed to SC {Hectare}	**	0	
9	(iii)	<b>03E03</b>	Land Distributed to ST {Hectare}	**	0	
10	(iv)	<b>03E04</b>	Land Distributed to Others {Hectare}	**	0	
<b><u>Minimum Wages Enforcement (including Farm Labour)</u></b>						
11	(i)	<b>04B01</b>	Agriculture and Farm Workers: Inspections made {Number}	**	0	
12	(ii)	<b>04B02</b>	Agriculture and Farm Workers: Irregularities detected {Number}	**	0	
13	(iii)	<b>04B03</b>	Agriculture and Farm Workers: Irregularities rectified {Number}	**	0	
14	(iv)	<b>04B04</b>	Agriculture and Farm Workers: Claims filed {Number}	**	0	
15	(v)	<b>04B05</b>	Agriculture and Farm Workers: Claims settled {Number}	**	0	
16	(vi)	<b>04B06</b>	Agriculture and Farm Workers: Prosecution cases Pending {Number}	**	0	
17	(vii)	<b>04B07</b>	Agriculture and Farm Workers: Prosecution cases filed {Number}	**	0	
18	(viii)	<b>04B08</b>	Agriculture and Farm Workers: Prosecution cases decided {Number}	**	0	
19	(ix)	<b>04B10</b>	Agriculture and Farm Workers: Others {Number}	**	0	
<b><u>Food security-Targeted Public Distribution system (APL+BPL+AAY)</u></b>						
20	(i)	<b>05A02</b>	Off take {Tonnes}	13,84,056	12,68,718	92
<b><u>Food security-Targeted Public Distribution system (only AAY)</u></b>						
21	(i)	<b>05B02</b>	Off take {Tonnes}	*	0	
<b><u>Food Security - Targeted Public Distribution System (Only BPL)</u></b>						
22	(i)	<b>05D02</b>	Off take {Tonnes}	*	0	
<b><u>Food Security:National Food Security Act(Normal)-NFSA</u></b>						
23	(i)	<b>05E02</b>	Off take {Tonnes}	13,84,056	12,68,718	92
<b><u>Food Security:National Food Security Act(Tide Over)-NFSA</u></b>						
24	(i)	<b>05F02</b>	Off take {Tonnes}	*	0	
<b><u>Rural Housing - Pradhan Mantri Awaas Yojana (Grameen)</u></b>						
25	(i)	<b>06A01</b>	Houses constructed {Number}	2,32,903	1,25,075	54
<b><u>EWS/LIG Houses in Urban Areas</u></b>						
26	(i)	<b>06B01</b>	Houses constructed {Number}	11,002	9,876	90
<b><u>Rural Areas: National Rural Drinking Water Programme (NRDWP)</u></b>						
27	(i)	<b>07A03</b>	Partially Covered Habitations {Number}	3,021	65	2
28	(ii)	<b>07A04</b>	Coverage of quality affected habitations {Number}	1,148	23	2
<b><u>Sanitation Programme in Rural Areas</u></b>						

**CHHATTISGARH**

Sl. No.	Sub.Sl. No.	Item Code	Item/Parameter Name {Units}	Target April 2016-March 2017	Achievement April 2016-March 2017	Percent Achievement
(1)	(2)	(3)	(4)	(5)	(6)	(6)/(5)
29	(i)	<b>08D01</b>	Individual Household latrines constructed {Number}	**	10,14,976	
			<b><u>Institutional Delivery</u></b>			
30	(i)	<b>08E01</b>	Delivery in institutions {Number}	**	3,98,006	
			<b><u>SC Families assisted</u></b>			
31	(i)	<b>10A02</b>	SC families assisted under SCA to SCSP & NSFDC {Number}	2,903	86	3
			<b><u>SC families assisted - SC students assisted under post matric scholarship</u></b>			
32	(i)	<b>10A03</b>	SC students assisted under post matric scholarship {Number}	**	9,446	
			<b><u>Universalization of ICDS Scheme</u></b>			
33	(i)	<b>12A01</b>	ICDS Blocks Operational (Cumulative) {Number}	220	220	100
			<b><u>Functional Anganwadis</u></b>			
34	(i)	<b>12B01</b>	Anganwadis Functional (Cumulative) {Number}	52,474	49,978	95
			<b><u>No. of Urban poor families assisted under Seven Point Charter</u></b>			
35	(i)	<b>14A01</b>	Poor Families assisted {Number}	**	0	
			<b><u>Afforestation ( Public and Forest Lands)</u></b>			
36	(i)	<b>15A01</b>	Area Covered under Plantation {Hectares}	60,581	98,697	163
37	(ii)	<b>15A02</b>	Seedlings planted {Number}	3,93,78,000	7,87,00,000	200
			<b><u>Rural roads - PMGSY</u></b>			
38	(i)	<b>17A01</b>	Length of road constructed {Kilometer}	2,750	1,020	37
			<b><u>Deendyal Upadhyaya Gram Jyoti Yojana (DDUGJY)</u></b>			
39	(i)	<b>18B01</b>	Villages electrified {Number}	500	176	35
			<b><u>Energising pump sets</u></b>			
40	(i)	<b>18D01</b>	Pumps sets energized {Number}	21,000	19,946	95
			<b><u>Supply of Electricity</u></b>			
41	(i)	<b>18E02</b>	Electricity supplied {Million Units}	23,750	23,697	100

**Note:**

\* - Target Not Received.

\*\* - Non-Targetable.

**1 Very Good(90% or above of targets)**

01F01, 01F02, 01F03, 05A02, 05E02, 06B01, 12A01, 12B01, 15A01, 15A02, 18D01, 18E02

**2 Poor(Below 80% of targets)**

06A01, 07A03, 07A04, 10A02, 17A01, 18B01

**DELHI**

Sl. No.	Sub.Sl. No.	Item Code	Item/Parameter Name {Units}	Target April 2010-March 2017	Achievement April 2010-March 2017	Percent Achievement
(1)	(2)	(3)	(4)	(5)	(6)	(6)/(5)
			<b><u>Employment generation under the NREG Scheme</u></b>			
1	(i)	01A01	No. of job cards issued {Number}	**	0	
2	(ii)	01A02	Employment generated {Number}	**	0	
3	(iii)	01A03	Wages given {Rupees}	**	0	
			<b><u>Distribution of waste land to the landless</u></b>			
4	(i)	03E01	Total Land Distributed {Hectare}	**	0	
5	(ii)	03E02	Land Distributed to SC {Hectare}	**	0	
6	(iii)	03E03	Land Distributed to ST {Hectare}	**	0	
7	(iv)	03E04	Land Distributed to Others {Hectare}	**	0	
			<b><u>Minimum Wages Enforcement (including Farm Labour)</u></b>			
8	(i)	04B01	Agriculture and Farm Workers: Inspections made {Number}	**	0	
9	(ii)	04B02	Agriculture and Farm Workers: Irregularities detected {Number}	**	0	
10	(iii)	04B03	Agriculture and Farm Workers: Irregularities rectified {Number}	**	0	
11	(iv)	04B04	Agriculture and Farm Workers: Claims filed {Number}	**	0	
12	(v)	04B05	Agriculture and Farm Workers: Claims settled {Number}	**	0	
13	(vi)	04B06	Agriculture and Farm Workers: Prosecution cases Pending {Number}	**	0	
14	(vii)	04B07	Agriculture and Farm Workers: Prosecution cases filed {Number}	**	0	
15	(viii)	04B08	Agriculture and Farm Workers: Prosecution cases decided {Number}	**	0	
16	(ix)	04B10	Agriculture and Farm Workers: Others {Number}	**	0	
			<b><u>Food security-Targeted Public Distribution system (APL+BPL+AAAY)</u></b>			
17	(i)	05A02	Off take {Tonnes}	4,50,590	4,42,669	98
			<b><u>Food security-Targeted Public Distribution system (only AAAY)</u></b>			
18	(i)	05B02	Off take {Tonnes}	*	0	
			<b><u>Food Security - Targeted Public Distribution System (Only BPL)</u></b>			
19	(i)	05D02	Off take {Tonnes}	*	0	
			<b><u>Food Security:National Food Security Act(Normal)-NFSA</u></b>			
20	(i)	05E02	Off take {Tonnes}	4,50,574	4,42,669	98
			<b><u>Food Security:National Food Security Act(Tide Over)-NFSA</u></b>			
21	(i)	05F02	Off take {Tonnes}	16	0	0
			<b><u>EWS/LIG Houses in Urban Areas</u></b>			
22	(i)	06B01	Houses constructed {Number}	28,080	0	0
			<b><u>Sanitation Programme in Rural Areas</u></b>			
23	(i)	08D01	Individual Household latrines constructed {Number}	**	0	
			<b><u>Institutional Delivery</u></b>			
24	(i)	08E01	Delivery in institutions {Number}	**	3,26,724	
			<b><u>SC Families assisted</u></b>			
25	(i)	10A02	SC families assisted under SCA to SCSP & NSFDC {Number}	1,365	427	31
			<b><u>SC families assisted - SC students assisted under post matric scholarship</u></b>			
26	(i)	10A03	SC students assisted under post matric scholarship {Number}	**	1,283	
			<b><u>Universalization of ICDS Scheme</u></b>			
27	(i)	12A01	ICDS Blocks Operational (Cumulative) {Number}	95	95	100
			<b><u>Functional Anganwadis</u></b>			

**DELHI**

Sl. No.	Sub. Sl. No.	Item Code	Item/Parameter Name {Units}	Target April 2016-March 2017	Achievement April 2016-March 2017	Percent Achievement
(1)	(2)	(3)	(4)	(5)	(6)	(6)/(5)
28	(i)	<b>12B01</b>	Anganwadis Functional (Cumulative) {Number}	11,150	10,897	98
			<b><u>No. of Urban poor families assisted under Seven Point Charter</u></b>			
29	(i)	<b>14A01</b>	Poor Families assisted {Number}	**	628	
			<b><u>Afforestation ( Public and Forest Lands)</u></b>			
30	(i)	<b>15A01</b>	Area Covered under Plantation {Hectares}	848	1,299	153
31	(ii)	<b>15A02</b>	Seedlings planted {Number}	5,51,000	8,72,000	158
			<b><u>Supply of Electricity</u></b>			
32	(i)	<b>18E02</b>	Electricity supplied {Million Units}	30,829	30,797	100

**Note:**

\* - Target Not Received.

\*\* - Non-Targetable.

**1 Very Good(90% or above of targets)**

05A02, 05E02, 12A01, 12B01, 15A01, 15A02, 18E02

**2 Poor(Below 80% of targets)**

05F02, 06B01, 10A02

## GOA

Sl. No.	Sub.Sl. No.	Item Code	Item/Parameter Name {Units}	Target April 2010-March 2017	Achievement April 2010-March 2017	Percent Achievement
(1)	(2)	(3)	(4)	(5)	(6)	(6)/(5)
<b><u>Employment generation under the NREG Scheme</u></b>						
1	(i)	01A01	No. of job cards issued {Number}	**	482	
2	(ii)	01A02	Employment generated {Number}	**	1,28,322	
3	(iii)	01A03	Wages given {Rupees}	**	3,15,01,000	
<b><u>National Rural Livelihood Mission (NRLM)</u></b>						
4	(i)	01F01	Number of SHGs promoted (new and revived) during the financial year {Number}	1,218	0	0
5	(ii)	01F02	Number of SHGs provided Revolving Fund (RF) during the financial year {Number}	1,061	0	0
<b><u>Distribution of waste land to the landless</u></b>						
6	(i)	03E01	Total Land Distributed {Hectare}	**	0	
7	(ii)	03E02	Land Distributed to SC {Hectare}	**	0	
8	(iii)	03E03	Land Distributed to ST {Hectare}	**	0	
9	(iv)	03E04	Land Distributed to Others {Hectare}	**	0	
<b><u>Minimum Wages Enforcement (including Farm Labour)</u></b>						
10	(i)	04B01	Agriculture and Farm Workers: Inspections made {Number}	**	0	
11	(ii)	04B02	Agriculture and Farm Workers: Irregularities detected {Number}	**	0	
12	(iii)	04B03	Agriculture and Farm Workers: Irregularities rectified {Number}	**	0	
13	(iv)	04B04	Agriculture and Farm Workers: Claims filed {Number}	**	0	
14	(v)	04B05	Agriculture and Farm Workers: Claims settled {Number}	**	0	
15	(vi)	04B06	Agriculture and Farm Workers: Prosecution cases Pending {Number}	**	0	
16	(vii)	04B07	Agriculture and Farm Workers: Prosecution cases filed {Number}	**	0	
17	(viii)	04B08	Agriculture and Farm Workers: Prosecution cases decided {Number}	**	0	
18	(ix)	04B10	Agriculture and Farm Workers: Others {Number}	**	0	
<b><u>Food security-Targeted Public Distribution system (APL+BPL+AAV)</u></b>						
19	(i)	05A02	Off take {Tonnes}	59,016	58,115	98
<b><u>Food security-Targeted Public Distribution system (only AAV)</u></b>						
20	(i)	05B02	Off take {Tonnes}	*	0	
<b><u>Food Security - Targeted Public Distribution System (Only BPL)</u></b>						
21	(i)	05D02	Off take {Tonnes}	*	0	
<b><u>Food Security:National Food Security Act(Normal)-NFSA</u></b>						
22	(i)	05E02	Off take {Tonnes}	33,832	32,932	97
<b><u>Food Security:National Food Security Act(Tide Over)-NFSA</u></b>						
23	(i)	05F02	Off take {Tonnes}	25,184	25,183	100
<b><u>Rural Housing - Pradhan Mantri Awaas Yojana (Grameen)</u></b>						
24	(i)	06A01	Houses constructed {Number}	761	594	78
<b><u>Rural Areas: National Rural Drinking Water Programme (NRDWP)</u></b>						
25	(i)	07A03	Partially Covered Habitations {Number}	2	0	0
<b><u>Sanitation Programme in Rural Areas</u></b>						
26	(i)	08D01	Individual Household latrines constructed {Number}	**	0	
<b><u>Institutional Delivery</u></b>						
27	(i)	08E01	Delivery in institutions {Number}	**	17,516	
<b><u>SC Families assisted</u></b>						
28	(i)	10A02	SC families assisted under SCA to SCSP & NSFDC {Number}	47	0	0



**GOA**

Sl. No.	Sub.Sl. No.	Item Code	Item/Parameter Name {Units}	Target April 2016-March 2017	Achievement April 2016-March 2017	Percent Achievement
(1)	(2)	(3)	(4)	(5)	(6)	(6)/(5)
<b><u>SC families assisted - SC students assisted under post matric scholarship</u></b>						
29	(i)	<b>10A03</b>	SC students assisted under post matric scholarship {Number}	**	108	
<b><u>Universalization of ICDS Scheme</u></b>						
30	(i)	<b>12A01</b>	ICDS Blocks Operational (Cumulative) {Number}	11	12	109
<b><u>Functional Anganwadis</u></b>						
31	(i)	<b>12B01</b>	Anganwadis Functional (Cumulative) {Number}	1,262	1,255	99
<b><u>No. of Urban poor families assisted under Seven Point Charter</u></b>						
32	(i)	<b>14A01</b>	Poor Families assisted {Number}	**	0	
<b><u>Afforestation ( Public and Forest Lands)</u></b>						
33	(i)	<b>15A01</b>	Area Covered under Plantation {Hectares}	154	38	25
34	(ii)	<b>15A02</b>	Seedlings planted {Number}	1,00,000	31,700	32
<b><u>Energising pump sets</u></b>						
35	(i)	<b>18D01</b>	Pumps sets energized {Number}	200	197	98
<b><u>Supply of Electricity</u></b>						
36	(i)	<b>18E02</b>	Electricity supplied {Million Units}	4,319	4,317	100

**Note:**

\* - Target Not Received.

\*\* - Non-Targetable.

**1 Very Good(90% or above of targets)**

05A02, 05E02, 05F02, 12A01, 12B01, 18D01, 18E02

**2 Poor(Below 80% of targets)**

01F01, 01F02, 06A01, 07A03, 10A02, 15A01, 15A02

**GUJARAT**

Sl. No.	Sub.Sl. No.	Item Code	Item/Parameter Name {Units}	Target April 2010-March 2017	Achievement April 2010-March 2017	Percent Achievement
(1)	(2)	(3)	(4)	(5)	(6)	(6)/(5)
<b><u>Employment generation under the NREG Scheme</u></b>						
1	(i)	<b>01A01</b>	No. of job cards issued {Number}	**	8,93,751	
2	(ii)	<b>01A02</b>	Employment generated {Number}	**	3,63,10,000	
3	(iii)	<b>01A03</b>	Wages given {Rupees}	**	6,67,39,59,000	
<b><u>National Rural Livelihood Mission (NRLM)</u></b>						
4	(i)	<b>01F01</b>	Number of SHGs promoted (new and revived) during the financial year {Number}	7,250	23,599	326
5	(ii)	<b>01F02</b>	Number of SHGs provided Revolving Fund (RF) during the financial year {Number}	4,350	7,445	171
6	(iii)	<b>01F03</b>	Number of SHGs provided Community Investment Fund (CIF) during the financial year {Number}	1,450	2,578	178
<b><u>Distribution of waste land to the landless</u></b>						
7	(i)	<b>03E01</b>	Total Land Distributed {Hectare}	**	0	
8	(ii)	<b>03E02</b>	Land Distributed to SC {Hectare}	**	0	
9	(iii)	<b>03E03</b>	Land Distributed to ST {Hectare}	**	0	
10	(iv)	<b>03E04</b>	Land Distributed to Others {Hectare}	**	0	
<b><u>Minimum Wages Enforcement (including Farm Labour)</u></b>						
11	(i)	<b>04B01</b>	Agriculture and Farm Workers: Inspections made {Number}	**	0	
12	(ii)	<b>04B02</b>	Agriculture and Farm Workers: Irregularities detected {Number}	**	0	
13	(iii)	<b>04B03</b>	Agriculture and Farm Workers: Irregularities rectified {Number}	**	0	
14	(iv)	<b>04B04</b>	Agriculture and Farm Workers: Claims filed {Number}	**	0	
15	(v)	<b>04B05</b>	Agriculture and Farm Workers: Claims settled {Number}	**	0	
16	(vi)	<b>04B06</b>	Agriculture and Farm Workers: Prosecution cases Pending {Number}	**	0	
17	(vii)	<b>04B07</b>	Agriculture and Farm Workers: Prosecution cases filed {Number}	**	0	
18	(viii)	<b>04B08</b>	Agriculture and Farm Workers: Prosecution cases decided {Number}	**	0	
19	(ix)	<b>04B10</b>	Agriculture and Farm Workers: Others {Number}	**	0	
<b><u>Food security-Targeted Public Distribution system (APL+BPL+AAAY)</u></b>						
20	(i)	<b>05A02</b>	Off take {Tonnes}	21,79,372	21,74,734	100
<b><u>Food security-Targeted Public Distribution system (only AAAY)</u></b>						
21	(i)	<b>05B02</b>	Off take {Tonnes}	*	231	
<b><u>Food Security - Targeted Public Distribution System (Only BPL)</u></b>						
22	(i)	<b>05D02</b>	Off take {Tonnes}	*	69	
<b><u>Food Security:National Food Security Act(Normal)-NFSA</u></b>						
23	(i)	<b>05E02</b>	Off take {Tonnes}	21,79,372	21,73,362	100
<b><u>Food Security:National Food Security Act(Tide Over)-NFSA</u></b>						
24	(i)	<b>05F02</b>	Off take {Tonnes}	*	0	
<b><u>Rural Housing - Pradhan Mantri Awaas Yojana (Grameen)</u></b>						
25	(i)	<b>06A01</b>	Houses constructed {Number}	1,13,595	39,841	35
<b><u>EWS/LIG Houses in Urban Areas</u></b>						
26	(i)	<b>06B01</b>	Houses constructed {Number}	12,471	12,621	101
<b><u>Rural Areas: National Rural Drinking Water Programme (NRDWP)</u></b>						
27	(i)	<b>07A03</b>	Partially Covered Habitations {Number}	7	7	100
28	(ii)	<b>07A04</b>	Coverage of quality affected habitations {Number}	25	25	100
<b><u>Sanitation Programme in Rural Areas</u></b>						

**GUJARAT**

Sl. No.	Sub.Sl. No.	Item Code	Item/Parameter Name {Units}	Target April 2016-March 2017	Achievement April 2016-March 2017	Percent Achievement
(1)	(2)	(3)	(4)	(5)	(6)	(6)/(5)
29	(i)	<b>08D01</b>	Individual Household latrines constructed {Number}	**	12,72,165	
			<b><u>Institutional Delivery</u></b>			
30	(i)	<b>08E01</b>	Delivery in institutions {Number}	**	10,86,711	
			<b><u>SC Families assisted</u></b>			
31	(i)	<b>10A02</b>	SC families assisted under SCA to SCSP & NSFDC {Number}	3,380	3,732	110
			<b><u>SC families assisted - SC students assisted under post matric scholarship</u></b>			
32	(i)	<b>10A03</b>	SC students assisted under post matric scholarship {Number}	**	0	
			<b><u>Universalization of ICDS Scheme</u></b>			
33	(i)	<b>12A01</b>	ICDS Blocks Operational (Cumulative) {Number}	336	336	100
			<b><u>Functional Anganwadis</u></b>			
34	(i)	<b>12B01</b>	Anganwadis Functional (Cumulative) {Number}	53,029	53,029	100
			<b><u>No. of Urban poor families assisted under Seven Point Charter</u></b>			
35	(i)	<b>14A01</b>	Poor Families assisted {Number}	**	39,880	
			<b><u>Afforestation ( Public and Forest Lands)</u></b>			
36	(i)	<b>15A01</b>	Area Covered under Plantation {Hectares}	1,39,283	1,68,733	121
37	(ii)	<b>15A02</b>	Seedlings planted {Number}	9,05,34,000	18,41,46,000	203
			<b><u>Rural roads - PMGSY</u></b>			
38	(i)	<b>17A01</b>	Length of road constructed {Kilometer}	211	212	100
			<b><u>Energising pump sets</u></b>			
39	(i)	<b>18D01</b>	Pumps sets energized {Number}	56,000	94,205	168
			<b><u>Supply of Electricity</u></b>			
40	(i)	<b>18E02</b>	Electricity supplied {Million Units}	1,03,706	1,03,705	100

**Note:**

\* - Target Not Received.

\*\* - Non-Targetable.

**1 Very Good(90% or above of targets)**

01F01, 01F02, 01F03, 05A02, 05E02, 06B01, 07A03, 07A04, 10A02, 12A01, 12B01, 15A01, 15A02, 17A01, 18D01, 18E02

**2 Poor(Below 80% of targets)**

06A01

**HARYANA**

Sl. No.	Sub.Sl. No.	Item Code	Item/Parameter Name {Units}	Target April 2010-March 2017	Achievement April 2010-March 2017	Percent Achievement
(1)	(2)	(3)	(4)	(5)	(6)	(6)/(5)
<b><u>Employment generation under the NREG Scheme</u></b>						
1	(i)	<b>01A01</b>	No. of job cards issued {Number}	**	8,39,813	
2	(ii)	<b>01A02</b>	Employment generated {Number}	**	84,90,000	
3	(iii)	<b>01A03</b>	Wages given {Rupees}	**	2,31,19,000	
<b><u>National Rural Livelihood Mission (NRLM)</u></b>						
4	(i)	<b>01F01</b>	Number of SHGs promoted (new and revived) during the financial year {Number}	3,500	3,508	100
5	(ii)	<b>01F02</b>	Number of SHGs provided Revolving Fund (RF) during the financial year {Number}	2,500	1,923	77
6	(iii)	<b>01F03</b>	Number of SHGs provided Community Investment Fund (CIF) during the financial year {Number}	750	722	96
<b><u>Distribution of waste land to the landless</u></b>						
7	(i)	<b>03E01</b>	Total Land Distributed {Hectare}	**	0	
8	(ii)	<b>03E02</b>	Land Distributed to SC {Hectare}	**	0	
9	(iii)	<b>03E03</b>	Land Distributed to ST {Hectare}	**	0	
10	(iv)	<b>03E04</b>	Land Distributed to Others {Hectare}	**	0	
<b><u>Minimum Wages Enforcement (including Farm Labour)</u></b>						
11	(i)	<b>04B01</b>	Agriculture and Farm Workers: Inspections made {Number}	**	0	
12	(ii)	<b>04B02</b>	Agriculture and Farm Workers: Irregularities detected {Number}	**	0	
13	(iii)	<b>04B03</b>	Agriculture and Farm Workers: Irregularities rectified {Number}	**	0	
14	(iv)	<b>04B04</b>	Agriculture and Farm Workers: Claims filed {Number}	**	0	
15	(v)	<b>04B05</b>	Agriculture and Farm Workers: Claims settled {Number}	**	0	
16	(vi)	<b>04B06</b>	Agriculture and Farm Workers: Prosecution cases Pending {Number}	**	0	
17	(vii)	<b>04B07</b>	Agriculture and Farm Workers: Prosecution cases filed {Number}	**	0	
18	(viii)	<b>04B08</b>	Agriculture and Farm Workers: Prosecution cases decided {Number}	**	0	
19	(ix)	<b>04B10</b>	Agriculture and Farm Workers: Others {Number}	**	0	
<b><u>Food security-Targeted Public Distribution system (APL+BPL+AAAY)</u></b>						
20	(i)	<b>05A02</b>	Off take {Tonnes}	7,95,000	7,56,152	95
<b><u>Food security-Targeted Public Distribution system (only AAAY)</u></b>						
21	(i)	<b>05B02</b>	Off take {Tonnes}	*	0	
<b><u>Food Security - Targeted Public Distribution System (Only BPL)</u></b>						
22	(i)	<b>05D02</b>	Off take {Tonnes}	*	0	
<b><u>Food Security:National Food Security Act(Normal)-NFSA</u></b>						
23	(i)	<b>05E02</b>	Off take {Tonnes}	7,95,000	7,56,152	95
<b><u>Food Security:National Food Security Act(Tide Over)-NFSA</u></b>						
24	(i)	<b>05F02</b>	Off take {Tonnes}	*	0	
<b><u>Rural Housing - Pradhan Mantri Awaas Yojana (Grameen)</u></b>						
25	(i)	<b>06A01</b>	Houses constructed {Number}	25,556	16,870	66
<b><u>EWS/LIG Houses in Urban Areas</u></b>						
26	(i)	<b>06B01</b>	Houses constructed {Number}	472	472	100
<b><u>Rural Areas: National Rural Drinking Water Programme (NRDWP)</u></b>						
27	(i)	<b>07A03</b>	Partially Covered Habitations {Number}	250	118	47
28	(ii)	<b>07A04</b>	Coverage of quality affected habitations {Number}	13	7	54
<b><u>Sanitation Programme in Rural Areas</u></b>						

## HARYANA

Sl. No.	Sub.Sl. No.	Item Code	Item/Parameter Name {Units}	Target April 2016-March 2017	Achievement April 2016-March 2017	Percent Achievement
(1)	(2)	(3)	(4)	(5)	(6)	(6)/(5)
29	(i)	<b>08D01</b>	Individual Household latrines constructed {Number}	**	47,242	
			<b><u>Institutional Delivery</u></b>			
30	(i)	<b>08E01</b>	Delivery in institutions {Number}	**	4,55,784	
			<b><u>SC Families assisted</u></b>			
31	(i)	<b>10A02</b>	SC families assisted under SCA to SCSP & NSFDC {Number}	4,315	5,721	133
			<b><u>SC families assisted - SC students assisted under post matric scholarship</u></b>			
32	(i)	<b>10A03</b>	SC students assisted under post matric scholarship {Number}	**	87,986	
			<b><u>Universalization of ICDS Scheme</u></b>			
33	(i)	<b>12A01</b>	ICDS Blocks Operational (Cumulative) {Number}	148	148	100
			<b><u>Functional Anganwadis</u></b>			
34	(i)	<b>12B01</b>	Anganwadis Functional (Cumulative) {Number}	25,962	25,962	100
			<b><u>No. of Urban poor families assisted under Seven Point Charter</u></b>			
35	(i)	<b>14A01</b>	Poor Families assisted {Number}	**	1,253	
			<b><u>Afforestation ( Public and Forest Lands)</u></b>			
36	(i)	<b>15A01</b>	Area Covered under Plantation {Hectares}	35,798	25,474	71
37	(ii)	<b>15A02</b>	Seedlings planted {Number}	2,32,69,000	1,91,64,000	82
			<b><u>Rural roads - PMGSY</u></b>			
38	(i)	<b>17A01</b>	Length of road constructed {Kilometer}	52	63	121
			<b><u>Energising pump sets</u></b>			
39	(i)	<b>18D01</b>	Pumps sets energized {Number}	8,800	9,769	111
			<b><u>Supply of Electricity</u></b>			
40	(i)	<b>18E02</b>	Electricity supplied {Million Units}	48,895	48,895	100

**Note:**

\* - Target Not Received.

\*\* - Non-Targetable.

**1 Very Good(90% or above of targets)**

01F01, 01F03, 05A02, 05E02, 06B01, 10A02, 12A01, 12B01, 17A01, 18D01, 18E02

**2 Good(Between 80% to 90% targets)**

15A02

**3 Poor(Below 80% of targets)**

01F02, 06A01, 07A03, 07A04, 15A01

**HIMACHAL PRADESH**

Sl. No.	Sub.Sl. No.	Item Code	Item/Parameter Name {Units}	Target April 2016-March 2017	Achievement April 2016-March 2017	Percent Achievement
(1)	(2)	(3)	(4)	(5)	(6)	(6)/(5)
<b><u>Employment generation under the NREG Scheme</u></b>						
1	(i)	<b>01A01</b>	No. of job cards issued {Number}	**	16,797	
2	(ii)	<b>01A02</b>	Employment generated {Number}	**	2,34,71,000	
3	(iii)	<b>01A03</b>	Wages given {Rupees}	**	4,21,29,71,000	
<b><u>National Rural Livelihood Mission (NRLM)</u></b>						
4	(i)	<b>01F01</b>	Number of SHGs promoted (new and revived) during the financial year {Number}	1,270	973	77
5	(ii)	<b>01F02</b>	Number of SHGs provided Revolving Fund (RF) during the financial year {Number}	640	254	40
6	(iii)	<b>01F03</b>	Number of SHGs provided Community Investment Fund (CIF) during the financial year {Number}	390	21	5
<b><u>Minimum Wages Enforcement (including Farm Labour)</u></b>						
7	(i)	<b>04B01</b>	Agriculture and Farm Workers: Inspections made {Number}	**	0	
8	(ii)	<b>04B02</b>	Agriculture and Farm Workers: Irregularities detected {Number}	**	0	
9	(iii)	<b>04B03</b>	Agriculture and Farm Workers: Irregularities rectified {Number}	**	0	
10	(iv)	<b>04B04</b>	Agriculture and Farm Workers: Claims filed {Number}	**	0	
11	(v)	<b>04B05</b>	Agriculture and Farm Workers: Claims settled {Number}	**	0	
12	(vi)	<b>04B06</b>	Agriculture and Farm Workers: Prosecution cases Pending {Number}	**	0	
13	(vii)	<b>04B07</b>	Agriculture and Farm Workers: Prosecution cases filed {Number}	**	0	
14	(viii)	<b>04B08</b>	Agriculture and Farm Workers: Prosecution cases decided {Number}	**	0	
15	(ix)	<b>04B10</b>	Agriculture and Farm Workers: Others {Number}	**	0	
<b><u>Food security-Targeted Public Distribution system (APL+BPL+AAY)</u></b>						
16	(i)	<b>05A02</b>	Off take {Tonnes}	5,08,024	5,04,691	99
<b><u>Food security-Targeted Public Distribution system (only AAY)</u></b>						
17	(i)	<b>05B02</b>	Off take {Tonnes}	*	0	
<b><u>Food Security - Targeted Public Distribution System (Only BPL)</u></b>						
18	(i)	<b>05D02</b>	Off take {Tonnes}	*	0	
<b><u>Food Security:National Food Security Act(Normal)-NFSA</u></b>						
19	(i)	<b>05E02</b>	Off take {Tonnes}	1,98,374	1,98,300	100
<b><u>Food Security:National Food Security Act(Tide Over)-NFSA</u></b>						
20	(i)	<b>05F02</b>	Off take {Tonnes}	3,09,650	3,06,391	99
<b><u>Rural Housing - Pradhan Mantri Awaas Yojana (Grameen)</u></b>						
21	(i)	<b>06A01</b>	Houses constructed {Number}	4,874	4,463	92
<b><u>EWS/LIG Houses in Urban Areas</u></b>						
22	(i)	<b>06B01</b>	Houses constructed {Number}	1,312	3,749	286
<b><u>Rural Areas: National Rural Drinking Water Programme (NRDWP)</u></b>						
23	(i)	<b>07A03</b>	Partially Covered Habitations {Number}	1,300	938	72
<b><u>Sanitation Programme in Rural Areas</u></b>						
24	(i)	<b>08D01</b>	Individual Household latrines constructed {Number}	**	77,562	
<b><u>Institutional Delivery</u></b>						
25	(i)	<b>08E01</b>	Delivery in institutions {Number}	**	77,674	
<b><u>SC Families assisted</u></b>						
26	(i)	<b>10A02</b>	SC families assisted under SCA to SCSP & NSFDC {Number}	1,561	11,825	758
<b><u>SC families assisted - SC students assisted under post matric scholarship</u></b>						

**HIMACHAL PRADESH**

Sl. No.	Sub.Sl. No.	Item Code	Item/Parameter Name {Units}	Target April 2016-March 2017	Achievement April 2016-March 2017	Percent Achievement
(1)	(2)	(3)	(4)	(5)	(6)	(6)/(5)
27	(i)	<b>10A03</b>	SC students assisted under post matric scholarship {Number}	**	0	
			<b>Universalization of ICDS Scheme</b>			
28	(i)	<b>12A01</b>	ICDS Blocks Operational (Cumulative) {Number}	78	78	100
			<b>Functional Anganwadis</b>			
29	(i)	<b>12B01</b>	Anganwadis Functional (Cumulative) {Number}	18,925	18,925	100
			<b>No. of Urban poor families assisted under Seven Point Charter</b>			
30	(i)	<b>14A01</b>	Poor Families assisted {Number}	**	0	
			<b>Afforestation ( Public and Forest Lands)</b>			
31	(i)	<b>15A01</b>	Area Covered under Plantation {Hectares}	20,728	10,052	48
32	(ii)	<b>15A02</b>	Seedlings planted {Number}	1,34,73,000	1,06,99,634	79
			<b>Rural roads - PMGSY</b>			
33	(i)	<b>17A01</b>	Length of road constructed {Kilometer}	500	1,429	286
			<b>Deendyal Upadhyaya Gram Jyoti Yojana (DDUGJY)</b>			
34	(i)	<b>18B01</b>	Villages electrified {Number}	34	27	79
			<b>Energising pump sets</b>			
35	(i)	<b>18D01</b>	Pumps sets energized {Number}	1,014	2,077	205
			<b>Supply of Electricity</b>			
36	(i)	<b>18E02</b>	Electricity supplied {Million Units}	8,831	8,779	99

**Note:**

\* - Target Not Received.

\*\* - Non-Targetable.

**1 Very Good(90% or above of targets)**

05A02, 05E02, 05F02, 06B01, 10A02, 12A01, 12B01, 17A01, 18D01, 18E02

**2 Good(Between 80% to 90% targets)**

06A01

**3 Poor(Below 80% of targets)**

01F01, 01F02, 01F03, 07A03, 15A01, 15A02, 18B01

**JAMMU AND KASHMIR**

Sl. No.	Sub.Sl. No.	Item Code	Item/Parameter Name {Units}	Target April 2010-March 2017	Achievement April 2010-March 2017	Percent Achievement
(1)	(2)	(3)	(4)	(5)	(6)	(6)/(5)
<b><u>Employment generation under the NREG Scheme</u></b>						
1	(i)	<b>01A01</b>	No. of job cards issued {Number}	**	11,61,532	
2	(ii)	<b>01A02</b>	Employment generated {Number}	**	2,67,34,700	
3	(iii)	<b>01A03</b>	Wages given {Rupees}	**	3,20,40,00,000	
<b><u>National Rural Livelihood Mission (NRLM)</u></b>						
4	(i)	<b>01F01</b>	Number of SHGs promoted (new and revived) during the financial year {Number}	6,290	8,547	136
5	(ii)	<b>01F02</b>	Number of SHGs provided Revolving Fund (RF) during the financial year {Number}	5,573	3,775	68
6	(iii)	<b>01F03</b>	Number of SHGs provided Community Investment Fund (CIF) during the financial year {Number}	*	2,461	
<b><u>Distribution of waste land to the landless</u></b>						
7	(i)	<b>03E01</b>	Total Land Distributed {Hectare}	**	0	
8	(ii)	<b>03E02</b>	Land Distributed to SC {Hectare}	**	0	
9	(iii)	<b>03E03</b>	Land Distributed to ST {Hectare}	**	0	
10	(iv)	<b>03E04</b>	Land Distributed to Others {Hectare}	**	0	
<b><u>Minimum Wages Enforcement (including Farm Labour)</u></b>						
11	(i)	<b>04B01</b>	Agriculture and Farm Workers: Inspections made {Number}	**	0	
12	(ii)	<b>04B02</b>	Agriculture and Farm Workers: Irregularities detected {Number}	**	0	
13	(iii)	<b>04B03</b>	Agriculture and Farm Workers: Irregularities rectified {Number}	**	0	
14	(iv)	<b>04B04</b>	Agriculture and Farm Workers: Claims filed {Number}	**	0	
15	(v)	<b>04B05</b>	Agriculture and Farm Workers: Claims settled {Number}	**	0	
16	(vi)	<b>04B06</b>	Agriculture and Farm Workers: Prosecution cases Pending {Number}	**	0	
17	(vii)	<b>04B07</b>	Agriculture and Farm Workers: Prosecution cases filed {Number}	**	0	
18	(viii)	<b>04B08</b>	Agriculture and Farm Workers: Prosecution cases decided {Number}	**	0	
19	(ix)	<b>04B10</b>	Agriculture and Farm Workers: Others {Number}	**	0	
<b><u>Food security-Targeted Public Distribution system (APL+BPL+AAAY)</u></b>						
20	(i)	<b>05A02</b>	Off take {Tonnes}	7,51,080	7,48,255	100
<b><u>Food security-Targeted Public Distribution system (only AAY)</u></b>						
21	(i)	<b>05B02</b>	Off take {Tonnes}	*	1,080	
<b><u>Food Security - Targeted Public Distribution System (Only BPL)</u></b>						
22	(i)	<b>05D02</b>	Off take {Tonnes}	*	0	
<b><u>Food Security:National Food Security Act(Normal)-NFSA</u></b>						
23	(i)	<b>05E02</b>	Off take {Tonnes}	4,75,736	4,78,071	100
<b><u>Food Security:National Food Security Act(Tide Over)-NFSA</u></b>						
24	(i)	<b>05F02</b>	Off take {Tonnes}	2,75,344	2,69,104	98
<b><u>Rural Housing - Pradhan Mantri Awaas Yojana (Grameen)</u></b>						
25	(i)	<b>06A01</b>	Houses constructed {Number}	17,020	3,137	18
<b><u>EWS/LIG Houses in Urban Areas</u></b>						
26	(i)	<b>06B01</b>	Houses constructed {Number}	7,475	0	0
<b><u>Rural Areas: National Rural Drinking Water Programme (NRDWP)</u></b>						
27	(i)	<b>07A03</b>	Partially Covered Habitations {Number}	375	282	75
28	(ii)	<b>07A04</b>	Coverage of quality affected habitations {Number}	5	4	80
<b><u>Sanitation Programme in Rural Areas</u></b>						



**JAMMU AND KASHMIR**

Sl. No.	Sub.Sl. No.	Item Code	Item/Parameter Name {Units}	Target April 2016-March 2017	Achievement April 2016-March 2017	Percent Achievement
(1)	(2)	(3)	(4)	(5)	(6)	(6)/(5)
29	(i)	<b>08D01</b>	Individual Household latrines constructed {Number}	**	47,688	
			<b><u>Institutional Delivery</u></b>			
30	(i)	<b>08E01</b>	Delivery in institutions {Number}	**	1,50,810	
			<b><u>SC Families assisted</u></b>			
31	(i)	<b>10A02</b>	SC families assisted under SCA to SCSP & NSFDC {Number}	870	208	24
			<b><u>SC families assisted - SC students assisted under post matric scholarship</u></b>			
32	(i)	<b>10A03</b>	SC students assisted under post matric scholarship {Number}	**	4,022	
			<b><u>Universalization of ICDS Scheme</u></b>			
33	(i)	<b>12A01</b>	ICDS Blocks Operational (Cumulative) {Number}	141	141	100
			<b><u>Functional Anganwadis</u></b>			
34	(i)	<b>12B01</b>	Anganwadis Functional (Cumulative) {Number}	31,938	29,599	93
			<b><u>No. of Urban poor families assisted under Seven Point Charter</u></b>			
35	(i)	<b>14A01</b>	Poor Families assisted {Number}	**	2,251	
			<b><u>Afforestation ( Public and Forest Lands)</u></b>			
36	(i)	<b>15A01</b>	Area Covered under Plantation {Hectares}	8,454	7,307	86
37	(ii)	<b>15A02</b>	Seedlings planted {Number}	54,95,000	41,34,000	75
			<b><u>Rural roads - PMGSY</u></b>			
38	(i)	<b>17A01</b>	Length of road constructed {Kilometer}	1,050	1,785	170
			<b><u>Deendyal Upadhyaya Gram Jyoti Yojana (DDUGJY)</u></b>			
39	(i)	<b>18B01</b>	Villages electrified {Number}	79	18	23
			<b><u>Supply of Electricity</u></b>			
40	(i)	<b>18E02</b>	Electricity supplied {Million Units}	17,398	14,194	82

**Note:**

\* - Target Not Received.

\*\* - Non-Targetable.

**1 Very Good(90% or above of targets)**

01F01, 05A02, 05E02, 05F02, 12A01, 12B01, 17A01

**2 Good(Between 80% to 90% targets)**

07A04, 15A01, 18E02

**3 Poor(Below 80% of targets)**

01F02, 06A01, 06B01, 07A03, 10A02, 15A02, 18B01

**JHARKHAND**

Sl. No.	Sub.Sl. No.	Item Code	Item/Parameter Name {Units}	Target April 2010-March 2017	Achievement April 2010-March 2017	Percent Achievement
(1)	(2)	(3)	(4)	(5)	(6)	(6)/(5)
<b><u>Employment generation under the NREG Scheme</u></b>						
1	(i)	<b>01A01</b>	No. of job cards issued {Number}	**	2,54,816	
2	(ii)	<b>01A02</b>	Employment generated {Number}	**	5,33,83,923	
3	(iii)	<b>01A03</b>	Wages given {Rupees}	**	10,59,15,83,700	
<b><u>National Rural Livelihood Mission (NRLM)</u></b>						
4	(i)	<b>01F01</b>	Number of SHGs promoted (new and revived) during the financial year {Number}	25,390	45,971	181
5	(ii)	<b>01F02</b>	Number of SHGs provided Revolving Fund (RF) during the financial year {Number}	20,870	14,819	71
6	(iii)	<b>01F03</b>	Number of SHGs provided Community Investment Fund (CIF) during the financial year {Number}	10,503	11,133	106
<b><u>Distribution of waste land to the landless</u></b>						
7	(i)	<b>03E01</b>	Total Land Distributed {Hectare}	**	29,996	
8	(ii)	<b>03E02</b>	Land Distributed to SC {Hectare}	**	3,748	
9	(iii)	<b>03E03</b>	Land Distributed to ST {Hectare}	**	18,976	
10	(iv)	<b>03E04</b>	Land Distributed to Others {Hectare}	**	7,272	
<b><u>Minimum Wages Enforcement (including Farm Labour)</u></b>						
11	(i)	<b>04B01</b>	Agriculture and Farm Workers: Inspections made {Number}	**	13,910	
12	(ii)	<b>04B02</b>	Agriculture and Farm Workers: Irregularities detected {Number}	**	1,472	
13	(iii)	<b>04B03</b>	Agriculture and Farm Workers: Irregularities rectified {Number}	**	6,907	
14	(iv)	<b>04B04</b>	Agriculture and Farm Workers: Claims filed {Number}	**	497	
15	(v)	<b>04B05</b>	Agriculture and Farm Workers: Claims settled {Number}	**	95	
16	(vi)	<b>04B06</b>	Agriculture and Farm Workers: Prosecution cases Pending {Number}	**	30	
17	(vii)	<b>04B07</b>	Agriculture and Farm Workers: Prosecution cases filed {Number}	**	2	
18	(viii)	<b>04B08</b>	Agriculture and Farm Workers: Prosecution cases decided {Number}	**	2	
19	(ix)	<b>04B10</b>	Agriculture and Farm Workers: Others {Number}	**	0	
<b><u>Food security-Targeted Public Distribution system (APL+BPL+AAAY)</u></b>						
20	(i)	<b>05A02</b>	Off take {Tonnes}	16,75,879	16,37,775	98
<b><u>Food security-Targeted Public Distribution system (only AAAY)</u></b>						
21	(i)	<b>05B02</b>	Off take {Tonnes}	*	0	
<b><u>Food Security - Targeted Public Distribution System (Only BPL)</u></b>						
22	(i)	<b>05D02</b>	Off take {Tonnes}	*	0	
<b><u>Food Security:National Food Security Act(Normal)-NFSA</u></b>						
23	(i)	<b>05E02</b>	Off take {Tonnes}	16,75,879	16,36,061	98
<b><u>Food Security:National Food Security Act(Tide Over)-NFSA</u></b>						
24	(i)	<b>05F02</b>	Off take {Tonnes}	*	1,714	
<b><u>Rural Housing - Pradhan Mantri Awaas Yojana (Grameen)</u></b>						
25	(i)	<b>06A01</b>	Houses constructed {Number}	2,30,855	143575	62
<b><u>EWS/LIG Houses in Urban Areas</u></b>						
26	(i)	<b>06B01</b>	Houses constructed {Number}	2,613	2,647	101
<b><u>Rural Areas: National Rural Drinking Water Programme (NRDWP)</u></b>						
27	(i)	<b>07A03</b>	Partially Covered Habitations {Number}	430	149	35
28	(ii)	<b>07A04</b>	Coverage of quality affected habitations {Number}	1,000	155	16
<b><u>Sanitation Programme in Rural Areas</u></b>						

## JHARKHAND

Sl. No.	Sub.Sl. No.	Item Code	Item/Parameter Name {Units}	Target April 2016-March 2017	Achievement April 2016-March 2017	Percent Achievement
(1)	(2)	(3)	(4)	(5)	(6)	(6)/(5)
29	(i)	<b>08D01</b>	Individual Household latrines constructed {Number}	**	6,05,284	
			<b><u>Institutional Delivery</u></b>			
30	(i)	<b>08E01</b>	Delivery in institutions {Number}	**	4,01,654	
			<b><u>SC Families assisted</u></b>			
31	(i)	<b>10A02</b>	SC families assisted under SCA to SCSP & NSFDC {Number}	3,367	7,284	216
			<b><u>SC families assisted - SC students assisted under post matric scholarship</u></b>			
32	(i)	<b>10A03</b>	SC students assisted under post matric scholarship {Number}	**	7,029	
			<b><u>Universalization of ICDS Scheme</u></b>			
33	(i)	<b>12A01</b>	ICDS Blocks Operational (Cumulative) {Number}	224	224	100
			<b><u>Functional Anganwadis</u></b>			
34	(i)	<b>12B01</b>	Anganwadis Functional (Cumulative) {Number}	38,432	38,432	100
			<b><u>No. of Urban poor families assisted under Seven Point Charter</u></b>			
35	(i)	<b>14A01</b>	Poor Families assisted {Number}	**	1,288	
			<b><u>Afforestation ( Public and Forest Lands)</u></b>			
36	(i)	<b>15A01</b>	Area Covered under Plantation {Hectares}	3,450	21,005	609
37	(ii)	<b>15A02</b>	Seedlings planted {Number}	22,43,000	1,92,09,792	856
			<b><u>Rural roads - PMGSY</u></b>			
38	(i)	<b>17A01</b>	Length of road constructed {Kilometer}	3,000	3,120	104
			<b><u>Deendyal Upadhyaya Gram Jyoti Yojana (DDUGJY)</u></b>			
39	(i)	<b>18B01</b>	Villages electrified {Number}	1,314	696	53
			<b><u>Energising pump sets</u></b>			
40	(i)	<b>18D01</b>	Pumps sets energized {Number}	22,000	4,422	20
			<b><u>Supply of Electricity</u></b>			
41	(i)	<b>18E02</b>	Electricity supplied {Million Units}	7,960	7,906	99

**Note:**

\* - Target Not Received.

\*\* - Non-Targetable.

**1 Very Good(90% or above of targets)**

01F01, 01F03, 05A02, 05E02, 06B01, 10A02, 12A01, 12B01, 15A01, 15A02, 17A01, 18E02

**2 Poor(Below 80% of targets)**

01F02, 06A01, 07A03, 07A04, 18B01, 18D01

**KARNATAKA**

Sl. No.	Sub.Sl. No.	Item Code	Item/Parameter Name {Units}	Target April 2010-March 2017	Achievement April 2010-March 2017	Percent Achievement
(1)	(2)	(3)	(4)	(5)	(6)	(6)/(5)
<b><u>Employment generation under the NREG Scheme</u></b>						
1	(i)	<b>01A01</b>	No. of job cards issued {Number}	**	1,71,323	
2	(ii)	<b>01A02</b>	Employment generated {Number}	**	9,15,48,000	
3	(iii)	<b>01A03</b>	Wages given {Rupees}	**	33,17,09,91,000	
<b><u>National Rural Livelihood Mission (NRLM)</u></b>						
4	(i)	<b>01F01</b>	Number of SHGs promoted (new and revived) during the financial year {Number}	47,876	3,809	8
5	(ii)	<b>01F02</b>	Number of SHGs provided Revolving Fund (RF) during the financial year {Number}	3,760	587	16
6	(iii)	<b>01F03</b>	Number of SHGs provided Community Investment Fund (CIF) during the financial year {Number}	5,130	4,268	83
<b><u>Distribution of waste land to the landless</u></b>						
7	(i)	<b>03E01</b>	Total Land Distributed {Hectare}	**	0	
8	(ii)	<b>03E02</b>	Land Distributed to SC {Hectare}	**	0	
9	(iii)	<b>03E03</b>	Land Distributed to ST {Hectare}	**	0	
10	(iv)	<b>03E04</b>	Land Distributed to Others {Hectare}	**	0	
<b><u>Minimum Wages Enforcement (including Farm Labour)</u></b>						
11	(i)	<b>04B01</b>	Agriculture and Farm Workers: Inspections made {Number}	**	0	
12	(ii)	<b>04B02</b>	Agriculture and Farm Workers: Irregularities detected {Number}	**	0	
13	(iii)	<b>04B03</b>	Agriculture and Farm Workers: Irregularities rectified {Number}	**	0	
14	(iv)	<b>04B04</b>	Agriculture and Farm Workers: Claims filed {Number}	**	0	
15	(v)	<b>04B05</b>	Agriculture and Farm Workers: Claims settled {Number}	**	0	
16	(vi)	<b>04B06</b>	Agriculture and Farm Workers: Prosecution cases Pending {Number}	**	0	
17	(vii)	<b>04B07</b>	Agriculture and Farm Workers: Prosecution cases filed {Number}	**	0	
18	(viii)	<b>04B08</b>	Agriculture and Farm Workers: Prosecution cases decided {Number}	**	0	
19	(ix)	<b>04B10</b>	Agriculture and Farm Workers: Others {Number}	**	0	
<b><u>Food security-Targeted Public Distribution system (APL+BPL+AAAY)</u></b>						
20	(i)	<b>05A02</b>	Off take {Tonnes}	26,08,836	22,22,899	85
<b><u>Food security-Targeted Public Distribution system (only AAAY)</u></b>						
21	(i)	<b>05B02</b>	Off take {Tonnes}	*	0	
<b><u>Food Security - Targeted Public Distribution System (Only BPL)</u></b>						
22	(i)	<b>05D02</b>	Off take {Tonnes}	*	0	
<b><u>Food Security:National Food Security Act(Normal)-NFSA</u></b>						
23	(i)	<b>05E02</b>	Off take {Tonnes}	26,08,836	22,22,899	85
<b><u>Food Security:National Food Security Act(Tide Over)-NFSA</u></b>						
24	(i)	<b>05F02</b>	Off take {Tonnes}	*	0	
<b><u>Rural Housing - Pradhan Mantri Awaas Yojana (Grameen)</u></b>						
25	(i)	<b>06A01</b>	Houses constructed {Number}	93,065	80,120	86
<b><u>EWS/LIG Houses in Urban Areas</u></b>						
26	(i)	<b>06B01</b>	Houses constructed {Number}	1,351	9,518	705
<b><u>Rural Areas: National Rural Drinking Water Programme (NRDWP)</u></b>						
27	(i)	<b>07A03</b>	Partially Covered Habitations {Number}	10,100	14,640	145
28	(ii)	<b>07A04</b>	Coverage of quality affected habitations {Number}	1,900	919	48
<b><u>Sanitation Programme in Rural Areas</u></b>						

**KARNATAKA**

Sl. No.	Sub.Sl. No.	Item Code	Item/Parameter Name {Units}	Target April 2016-March 2017	Achievement April 2016-March 2017	Percent Achievement
(1)	(2)	(3)	(4)	(5)	(6)	(6)/(5)
29	(i)	<b>08D01</b>	Individual Household latrines constructed {Number}	**	5,21,104	
			<b><u>Institutional Delivery</u></b>			
30	(i)	<b>08E01</b>	Delivery in institutions {Number}	**	8,86,157	
			<b><u>SC Families assisted</u></b>			
31	(i)	<b>10A02</b>	SC families assisted under SCA to SCSP & NSFDC {Number}	8,901	34,622	389
			<b><u>SC families assisted - SC students assisted under post matric scholarship</u></b>			
32	(i)	<b>10A03</b>	SC students assisted under post matric scholarship {Number}	**	2,90,131	
			<b><u>Universalization of ICDS Scheme</u></b>			
33	(i)	<b>12A01</b>	ICDS Blocks Operational (Cumulative) {Number}	204	204	100
			<b><u>Functional Anganwadis</u></b>			
34	(i)	<b>12B01</b>	Anganwadis Functional (Cumulative) {Number}	65,911	65,911	100
			<b><u>No. of Urban poor families assisted under Seven Point Charter</u></b>			
35	(i)	<b>14A01</b>	Poor Families assisted {Number}	**	7,526	
			<b><u>Afforestation ( Public and Forest Lands)</u></b>			
36	(i)	<b>15A01</b>	Area Covered under Plantation {Hectares}	41,000	61,686	150
37	(ii)	<b>15A02</b>	Seedlings planted {Number}	2,66,50,000	5,47,00,000	205
			<b><u>Rural roads - PMGSY</u></b>			
38	(i)	<b>17A01</b>	Length of road constructed {Kilometer}	800	897	112
			<b><u>Deendyal Upadhyaya Gram Jyoti Yojana (DDUGJY)</u></b>			
39	(i)	<b>18B01</b>	Villages electrified {Number}	39	7	18
			<b><u>Energising pump sets</u></b>			
40	(i)	<b>18D01</b>	Pumps sets energized {Number}	38,602	82,488	214
			<b><u>Supply of Electricity</u></b>			
41	(i)	<b>18E02</b>	Electricity supplied {Million Units}	66,899	66,537	99

**Note:**

\* - Target Not Received.

\*\* - Non-Targetable.

**1 Very Good(90% or above of targets)**

06B01, 07A03, 10A02, 12A01, 12B01, 15A01, 15A02, 17A01, 18D01, 18E02

**2 Good(Between 80% to 90% targets)**

01F03, 05A02, 05E02

**3 Poor(Below 80% of targets)**

01F01, 01F02, 06A01, 07A04, 18B01

**KERALA**

Sl. No.	Sub.Sl. No.	Item Code	Item/Parameter Name {Units}	Target April 2010-March 2017	Achievement April 2010-March 2017	Percent Achievement
(1)	(2)	(3)	(4)	(5)	(6)	(6)/(5)
<b><u>Employment generation under the NREG Scheme</u></b>						
1	(i)	<b>01A01</b>	No. of job cards issued {Number}	**	31,98,466	
2	(ii)	<b>01A02</b>	Employment generated {Number}	**	6,84,44,643	
3	(iii)	<b>01A03</b>	Wages given {Rupees}	**	21,44,75,92,000	
<b><u>National Rural Livelihood Mission (NRLM)</u></b>						
4	(i)	<b>01F01</b>	Number of SHGs promoted (new and revived) during the financial year {Number}	*	10,944	
5	(ii)	<b>01F02</b>	Number of SHGs provided Revolving Fund (RF) during the financial year {Number}	180	768	427
6	(iii)	<b>01F03</b>	Number of SHGs provided Community Investment Fund (CIF) during the financial year {Number}	*	885	
<b><u>Distribution of waste land to the landless</u></b>						
7	(i)	<b>03E01</b>	Total Land Distributed {Hectare}	**	0	
8	(ii)	<b>03E02</b>	Land Distributed to SC {Hectare}	**	0	
9	(iii)	<b>03E03</b>	Land Distributed to ST {Hectare}	**	0	
10	(iv)	<b>03E04</b>	Land Distributed to Others {Hectare}	**	0	
<b><u>Minimum Wages Enforcement (including Farm Labour)</u></b>						
11	(i)	<b>04B01</b>	Agriculture and Farm Workers: Inspections made {Number}	**	0	
12	(ii)	<b>04B02</b>	Agriculture and Farm Workers: Irregularities detected {Number}	**	0	
13	(iii)	<b>04B03</b>	Agriculture and Farm Workers: Irregularities rectified {Number}	**	0	
14	(iv)	<b>04B04</b>	Agriculture and Farm Workers: Claims filed {Number}	**	0	
15	(v)	<b>04B05</b>	Agriculture and Farm Workers: Claims settled {Number}	**	0	
16	(vi)	<b>04B06</b>	Agriculture and Farm Workers: Prosecution cases Pending {Number}	**	0	
17	(vii)	<b>04B07</b>	Agriculture and Farm Workers: Prosecution cases filed {Number}	**	0	
18	(viii)	<b>04B08</b>	Agriculture and Farm Workers: Prosecution cases decided {Number}	**	0	
19	(ix)	<b>04B10</b>	Agriculture and Farm Workers: Others {Number}	**	0	
<b><u>Food security-Targeted Public Distribution system (APL+BPL+AAAY)</u></b>						
20	(i)	<b>05A02</b>	Off take {Tonnes}	13,70,810	13,07,639	95
<b><u>Food security-Targeted Public Distribution system (only AAAY)</u></b>						
21	(i)	<b>05B02</b>	Off take {Tonnes}	1,45,985	1,73,241	119
<b><u>Food Security - Targeted Public Distribution System (Only BPL)</u></b>						
22	(i)	<b>05D02</b>	Off take {Tonnes}	2,34,703	2,72,344	116
<b><u>Food Security:National Food Security Act(Normal)-NFSA</u></b>						
23	(i)	<b>05E02</b>	Off take {Tonnes}	4,27,300	3,57,448	84
<b><u>Food Security:National Food Security Act(Tide Over)-NFSA</u></b>						
24	(i)	<b>05F02</b>	Off take {Tonnes}	1,66,470	1,49,886	90
<b><u>Rural Housing - Pradhan Mantri Awaas Yojana (Grameen)</u></b>						
25	(i)	<b>06A01</b>	Houses constructed {Number}	32,559	71,041	218
<b><u>EWS/LIG Houses in Urban Areas</u></b>						
26	(i)	<b>06B01</b>	Houses constructed {Number}	6,875	200	3
<b><u>Rural Areas: National Rural Drinking Water Programme (NRDWP)</u></b>						
27	(i)	<b>07A03</b>	Partially Covered Habitations {Number}	363	290	80
28	(ii)	<b>07A04</b>	Coverage of quality affected habitations {Number}	100	1	1
<b><u>Sanitation Programme in Rural Areas</u></b>						

**KERALA**

Sl. No.	Sub.Sl. No.	Item Code	Item/Parameter Name {Units}	Target April 2016-March 2017	Achievement April 2016-March 2017	Percent Achievement
(1)	(2)	(3)	(4)	(5)	(6)	(6)/(5)
29	(i)	<b>08D01</b>	Individual Household latrines constructed {Number}	**	1,94,534	
			<b><u>Institutional Delivery</u></b>			
30	(i)	<b>08E01</b>	Delivery in institutions {Number}	**	4,53,631	
			<b><u>SC Families assisted</u></b>			
31	(i)	<b>10A02</b>	SC families assisted under SCA to SCSP & NSFDC {Number}	2,879	62,153	2,159
			<b><u>SC families assisted - SC students assisted under post matric scholarship</u></b>			
32	(i)	<b>10A03</b>	SC students assisted under post matric scholarship {Number}	**	98,300	
			<b><u>Universalization of ICDS Scheme</u></b>			
33	(i)	<b>12A01</b>	ICDS Blocks Operational (Cumulative) {Number}	258	258	100
			<b><u>Functional Anganwadis</u></b>			
34	(i)	<b>12B01</b>	Anganwadis Functional (Cumulative) {Number}	33,318	33,115	99
			<b><u>No. of Urban poor families assisted under Seven Point Charter</u></b>			
35	(i)	<b>14A01</b>	Poor Families assisted {Number}	**	446	
			<b><u>Afforestation ( Public and Forest Lands)</u></b>			
36	(i)	<b>15A01</b>	Area Covered under Plantation {Hectares}	3,700	46,695	1,262
37	(ii)	<b>15A02</b>	Seedlings planted {Number}	24,05,000	29,48,408	123
			<b><u>Rural roads - PMGSY</u></b>			
38	(i)	<b>17A01</b>	Length of road constructed {Kilometer}	430	314	73
			<b><u>Deendyal Upadhyaya Gram Jyoti Yojana (DDUGJY)</u></b>			
39	(i)	<b>18B01</b>	Villages electrified {Number}	*	0	
			<b><u>Energising pump sets</u></b>			
40	(i)	<b>18D01</b>	Pumps sets energized {Number}	12,000	12,257	102
			<b><u>Supply of Electricity</u></b>			
41	(i)	<b>18E02</b>	Electricity supplied {Million Units}	24,296	24,261	100

**Note:**

\* - Target Not Received.

\*\* - Non-Targetable.

**1 Very Good(90% or above of targets)**

01F02, 05A02, 05B02, 05D02, 05F02, 06A01, 10A02, 12A01, 12B01, 15A01, 15A02, 18D01, 18E02

**2 Good(Between 80% to 90% targets)**

05E02, 07A03

**3 Poor(Below 80% of targets)**

06B01, 07A04, 17A01

**MADHYA PRADESH**

Sl. No.	Sub.Sl. No.	Item Code	Item/Parameter Name {Units}	Target April 2010-March 2017	Achievement April 2010-March 2017	Percent Achievement
(1)	(2)	(3)	(4)	(5)	(6)	(6)/(5)
<b><u>Employment generation under the NREG Scheme</u></b>						
1	(i)	<b>01A01</b>	No. of job cards issued {Number}	**	0	
2	(ii)	<b>01A02</b>	Employment generated {Number}	**	0	
3	(iii)	<b>01A03</b>	Wages given {Rupees}	**	0	
<b><u>National Rural Livelihood Mission (NRLM)</u></b>						
4	(i)	<b>01F01</b>	Number of SHGs promoted (new and revived) during the financial year {Number}	38,700	42,600	110
5	(ii)	<b>01F02</b>	Number of SHGs provided Revolving Fund (RF) during the financial year {Number}	13,000	20,527	158
6	(iii)	<b>01F03</b>	Number of SHGs provided Community Investment Fund (CIF) during the financial year {Number}	13,000	13,860	107
<b><u>Distribution of waste land to the landless</u></b>						
7	(i)	<b>03E01</b>	Total Land Distributed {Hectare}	**	0	
8	(ii)	<b>03E02</b>	Land Distributed to SC {Hectare}	**	0	
9	(iii)	<b>03E03</b>	Land Distributed to ST {Hectare}	**	0	
10	(iv)	<b>03E04</b>	Land Distributed to Others {Hectare}	**	0	
<b><u>Minimum Wages Enforcement (including Farm Labour)</u></b>						
11	(i)	<b>04B01</b>	Agriculture and Farm Workers: Inspections made {Number}	**	0	
12	(ii)	<b>04B02</b>	Agriculture and Farm Workers: Irregularities detected {Number}	**	0	
13	(iii)	<b>04B03</b>	Agriculture and Farm Workers: Irregularities rectified {Number}	**	0	
14	(iv)	<b>04B04</b>	Agriculture and Farm Workers: Claims filed {Number}	**	0	
15	(v)	<b>04B05</b>	Agriculture and Farm Workers: Claims settled {Number}	**	0	
16	(vi)	<b>04B06</b>	Agriculture and Farm Workers: Prosecution cases Pending {Number}	**	0	
17	(vii)	<b>04B07</b>	Agriculture and Farm Workers: Prosecution cases filed {Number}	**	0	
18	(viii)	<b>04B08</b>	Agriculture and Farm Workers: Prosecution cases decided {Number}	**	0	
19	(ix)	<b>04B10</b>	Agriculture and Farm Workers: Others {Number}	**	0	
<b><u>Food security-Targeted Public Distribution system (APL+BPL+AAAY)</u></b>						
20	(i)	<b>05A02</b>	Off take {Tonnes}	34,72,032	31,63,436	91
<b><u>Food security-Targeted Public Distribution system (only AAY)</u></b>						
21	(i)	<b>05B02</b>	Off take {Tonnes}	*	0	
<b><u>Food Security - Targeted Public Distribution System (Only BPL)</u></b>						
22	(i)	<b>05D02</b>	Off take {Tonnes}	*	0	
<b><u>Food Security:National Food Security Act(Normal)-NFSA</u></b>						
23	(i)	<b>05E02</b>	Off take {Tonnes}	34,72,032	31,60,762	91
<b><u>Food Security:National Food Security Act(Tide Over)-NFSA</u></b>						
24	(i)	<b>05F02</b>	Off take {Tonnes}	*	2,674	
<b><u>Rural Housing - Pradhan Mantri Awaas Yojana (Grameen)</u></b>						
25	(i)	<b>06A01</b>	Houses constructed {Number}	4,48,147	3,67,611	82
<b><u>EWS/LIG Houses in Urban Areas</u></b>						
26	(i)	<b>06B01</b>	Houses constructed {Number}	3,933	0	0
<b><u>Rural Areas: National Rural Drinking Water Programme (NRDWP)</u></b>						
27	(i)	<b>07A03</b>	Partially Covered Habitations {Number}	65	18	28
28	(ii)	<b>07A04</b>	Coverage of quality affected habitations {Number}	273	120	44
<b><u>Sanitation Programme in Rural Areas</u></b>						



**MADHYA PRADESH**

Sl. No.	Sub.Sl. No.	Item Code	Item/Parameter Name {Units}	Target April 2016-March 2017	Achievement April 2016-March 2017	Percent Achievement
(1)	(2)	(3)	(4)	(5)	(6)	(6)/(5)
29	(i)	<b>08D01</b>	Individual Household latrines constructed {Number}	**	12,32,404	
			<b><u>Institutional Delivery</u></b>			
30	(i)	<b>08E01</b>	Delivery in institutions {Number}	**	9,50,244	
			<b><u>SC Families assisted</u></b>			
31	(i)	<b>10A02</b>	SC families assisted under SCA to SCSP & NSFDC {Number}	10,614	676	6
			<b><u>SC families assisted - SC students assisted under post matric scholarship</u></b>			
32	(i)	<b>10A03</b>	SC students assisted under post matric scholarship {Number}	**	0	
			<b><u>Universalization of ICDS Scheme</u></b>			
33	(i)	<b>12A01</b>	ICDS Blocks Operational (Cumulative) {Number}	453	453	100
			<b><u>Functional Anganwadis</u></b>			
34	(i)	<b>12B01</b>	Anganwadis Functional (Cumulative) {Number}	97,135	91,814	95
			<b><u>No. of Urban poor families assisted under Seven Point Charter</u></b>			
35	(i)	<b>14A01</b>	Poor Families assisted {Number}	**	11,860	
			<b><u>Afforestation ( Public and Forest Lands)</u></b>			
36	(i)	<b>15A01</b>	Area Covered under Plantation {Hectares}	7,499	99,197	1,323
37	(ii)	<b>15A02</b>	Seedlings planted {Number}	48,74,000	8,55,36,996	1,755
			<b><u>Rural roads - PMGSY</u></b>			
38	(i)	<b>17A01</b>	Length of road constructed {Kilometer}	6,200	5,082	82
			<b><u>Deendyal Upadhyaya Gram Jyoti Yojana (DDUGJY)</u></b>			
39	(i)	<b>18B01</b>	Villages electrified {Number}	191	149	78
			<b><u>Energising pump sets</u></b>			
40	(i)	<b>18D01</b>	Pumps sets energized {Number}	17,237	92,184	535
			<b><u>Supply of Electricity</u></b>			
41	(i)	<b>18E02</b>	Electricity supplied {Million Units}	65,759	65,758	100

**Note:**

\* - Target Not Received.

\*\* - Non-Targetable.

**1 Very Good(90% or above of targets)**

01F01, 01F02, 01F03, 05A02, 05E02, 12A01, 12B01, 15A01, 15A02, 18D01, 18E02

**2 Good(Between 80% to 90% targets)**

17A01

**3 Poor(Below 80% of targets)**

06A01, 06B01, 07A03, 07A04, 10A02, 18B01

**MAHARASHTRA**

Sl. No.	Sub.Sl. No.	Item Code	Item/Parameter Name {Units}	Target April 2010-March 2017	Achievement April 2010-March 2017	Percent Achievement
(1)	(2)	(3)	(4)	(5)	(6)	(6)/(5)
<b><u>Employment generation under the NREG Scheme</u></b>						
1	(i)	<b>01A01</b>	No. of job cards issued {Number}	**	2,49,306	
2	(ii)	<b>01A02</b>	Employment generated {Number}	**	6,90,88,270	
3	(iii)	<b>01A03</b>	Wages given {Rupees}	**	13,30,06,47,000	
<b><u>National Rural Livelihood Mission (NRLM)</u></b>						
4	(i)	<b>01F01</b>	Number of SHGs promoted (new and revived) during the financial year {Number}	45,151	21,743	48
5	(ii)	<b>01F02</b>	Number of SHGs provided Revolving Fund (RF) during the financial year {Number}	47,255	15,143	32
6	(iii)	<b>01F03</b>	Number of SHGs provided Community Investment Fund (CIF) during the financial year {Number}	2,228	5,067	227
<b><u>Distribution of waste land to the landless</u></b>						
7	(i)	<b>03E01</b>	Total Land Distributed {Hectare}	**	0	
8	(ii)	<b>03E02</b>	Land Distributed to SC {Hectare}	**	0	
9	(iii)	<b>03E03</b>	Land Distributed to ST {Hectare}	**	0	
10	(iv)	<b>03E04</b>	Land Distributed to Others {Hectare}	**	0	
<b><u>Minimum Wages Enforcement (including Farm Labour)</u></b>						
11	(i)	<b>04B01</b>	Agriculture and Farm Workers: Inspections made {Number}	**	0	
12	(ii)	<b>04B02</b>	Agriculture and Farm Workers: Irregularities detected {Number}	**	0	
13	(iii)	<b>04B03</b>	Agriculture and Farm Workers: Irregularities rectified {Number}	**	0	
14	(iv)	<b>04B04</b>	Agriculture and Farm Workers: Claims filed {Number}	**	0	
15	(v)	<b>04B05</b>	Agriculture and Farm Workers: Claims settled {Number}	**	0	
16	(vi)	<b>04B06</b>	Agriculture and Farm Workers: Prosecution cases Pending {Number}	**	0	
17	(vii)	<b>04B07</b>	Agriculture and Farm Workers: Prosecution cases filed {Number}	**	0	
18	(viii)	<b>04B08</b>	Agriculture and Farm Workers: Prosecution cases decided {Number}	**	0	
19	(ix)	<b>04B10</b>	Agriculture and Farm Workers: Others {Number}	**	0	
<b><u>Food security-Targeted Public Distribution system (APL+BPL+AAAY)</u></b>						
20	(i)	<b>05A02</b>	Off take {Tonnes}	46,05,192	42,38,045	92
<b><u>Food security-Targeted Public Distribution system (only AAAY)</u></b>						
21	(i)	<b>05B02</b>	Off take {Tonnes}	*	0	
<b><u>Food Security - Targeted Public Distribution System (Only BPL)</u></b>						
22	(i)	<b>05D02</b>	Off take {Tonnes}	*	0	
<b><u>Food Security:National Food Security Act(Normal)-NFSA</u></b>						
23	(i)	<b>05E02</b>	Off take {Tonnes}	46,05,192	42,38,045	92
<b><u>Food Security:National Food Security Act(Tide Over)-NFSA</u></b>						
24	(i)	<b>05F02</b>	Off take {Tonnes}	*	0	
<b><u>Rural Housing - Pradhan Mantri Awaas Yojana (Grameen)</u></b>						
25	(i)	<b>06A01</b>	Houses constructed {Number}	2,30,422	1,36,883	59
<b><u>EWS/LIG Houses in Urban Areas</u></b>						
26	(i)	<b>06B01</b>	Houses constructed {Number}	46,646	35,590	76
<b><u>Rural Areas: National Rural Drinking Water Programme (NRDWP)</u></b>						
27	(i)	<b>07A03</b>	Partially Covered Habitations {Number}	1,806	1,090	60
28	(ii)	<b>07A04</b>	Coverage of quality affected habitations {Number}	149	79	53
<b><u>Sanitation Programme in Rural Areas</u></b>						

**MAHARASHTRA**

Sl. No.	Sub.Sl. No.	Item Code	Item/Parameter Name {Units}	Target April 2016-March 2017	Achievement April 2016-March 2017	Percent Achievement
(1)	(2)	(3)	(4)	(5)	(6)	(6)/(5)
29	(i)	<b>08D01</b>	Individual Household latrines constructed {Number}	**	12,19,212	
			<b><u>Institutional Delivery</u></b>			
30	(i)	<b>08E01</b>	Delivery in institutions {Number}	**	16,39,483	
			<b><u>SC Families assisted</u></b>			
31	(i)	<b>10A02</b>	SC families assisted under SCA to SCSP & NSFDC {Number}	11,085	8,901	80
			<b><u>SC families assisted - SC students assisted under post matric scholarship</u></b>			
32	(i)	<b>10A03</b>	SC students assisted under post matric scholarship {Number}	**	5,21,213	
			<b><u>Universalization of ICDS Scheme</u></b>			
33	(i)	<b>12A01</b>	ICDS Blocks Operational (Cumulative) {Number}	553	553	100
			<b><u>Functional Anganwadis</u></b>			
34	(i)	<b>12B01</b>	Anganwadis Functional (Cumulative) {Number}	1,10,486	97,338	88
			<b><u>No. of Urban poor families assisted under Seven Point Charter</u></b>			
35	(i)	<b>14A01</b>	Poor Families assisted {Number}	**	34,052	
			<b><u>Afforestation ( Public and Forest Lands)</u></b>			
36	(i)	<b>15A01</b>	Area Covered under Plantation {Hectares}	91,413	42,100	46
37	(ii)	<b>15A02</b>	Seedlings planted {Number}	5,94,18,000	5,66,62,000	95
			<b><u>Rural roads - PMGSY</u></b>			
38	(i)	<b>17A01</b>	Length of road constructed {Kilometer}	1,900	2,001	105
			<b><u>Deendyal Upadhyaya Gram Jyoti Yojana (DDUGJY)</u></b>			
39	(i)	<b>18B01</b>	Villages electrified {Number}	*	0	
			<b><u>Supply of Electricity</u></b>			
40	(i)	<b>18E02</b>	Electricity supplied {Million Units}	1,39,295	1,39,228	100

**Note:**

\* - Target Not Received.

\*\* - Non-Targetable.

**1 Very Good(90% or above of targets)**

01F03, 05A02, 05E02, 12A01, 15A02, 17A01, 18E02

**2 Good(Between 80% to 90% targets)**

10A02, 12B01

**3 Poor(Below 80% of targets)**

01F01, 01F02, 06A01, 06B01, 07A03, 07A04, 15A01

**MANIPUR**

Sl. No.	Sub.Sl. No.	Item Code	Item/Parameter Name {Units}	Target April 2016-March 2017	Achievement April 2016-March 2017	Percent Achievement
(1)	(2)	(3)	(4)	(5)	(6)	(6)/(5)
<b><u>Employment generation under the NREG Scheme</u></b>						
1	(i)	<b>01A01</b>	No. of job cards issued {Number}	**	3,053	
2	(ii)	<b>01A02</b>	Employment generated {Number}	**	1,19,03,300	
3	(iii)	<b>01A03</b>	Wages given {Rupees}	**	2,33,33,49,000	
<b><u>National Rural Livelihood Mission (NRLM)</u></b>						
4	(i)	<b>01F01</b>	Number of SHGs promoted (new and revived) during the financial year {Number}	453	458	101
5	(ii)	<b>01F02</b>	Number of SHGs provided Revolving Fund (RF) during the financial year {Number}	362	188	52
6	(iii)	<b>01F03</b>	Number of SHGs provided Community Investment Fund (CIF) during the financial year {Number}	300	0	0
<b><u>Distribution of waste land to the landless</u></b>						
7	(i)	<b>03E01</b>	Total Land Distributed {Hectare}	**	0	
8	(ii)	<b>03E02</b>	Land Distributed to SC {Hectare}	**	0	
9	(iii)	<b>03E03</b>	Land Distributed to ST {Hectare}	**	0	
10	(iv)	<b>03E04</b>	Land Distributed to Others {Hectare}	**	0	
<b><u>Minimum Wages Enforcement (including Farm Labour)</u></b>						
11	(i)	<b>04B01</b>	Agriculture and Farm Workers: Inspections made {Number}	**	0	
12	(ii)	<b>04B02</b>	Agriculture and Farm Workers: Irregularities detected {Number}	**	0	
13	(iii)	<b>04B03</b>	Agriculture and Farm Workers: Irregularities rectified {Number}	**	0	
14	(iv)	<b>04B04</b>	Agriculture and Farm Workers: Claims filed {Number}	**	0	
15	(v)	<b>04B05</b>	Agriculture and Farm Workers: Claims settled {Number}	**	0	
16	(vi)	<b>04B06</b>	Agriculture and Farm Workers: Prosecution cases Pending {Number}	**	0	
17	(vii)	<b>04B07</b>	Agriculture and Farm Workers: Prosecution cases filed {Number}	**	0	
18	(viii)	<b>04B08</b>	Agriculture and Farm Workers: Prosecution cases decided {Number}	**	0	
19	(ix)	<b>04B10</b>	Agriculture and Farm Workers: Others {Number}	**	0	
<b><u>Food security-Targeted Public Distribution system (APL+BPL+AAY)</u></b>						
20	(i)	<b>05A02</b>	Off take {Tonnes}	1,41,564	1,33,058	94
<b><u>Food security-Targeted Public Distribution system (only AAY)</u></b>						
21	(i)	<b>05B02</b>	Off take {Tonnes}	*	0	
<b><u>Food Security - Targeted Public Distribution System (Only BPL)</u></b>						
22	(i)	<b>05D02</b>	Off take {Tonnes}	*	0	
<b><u>Food Security:National Food Security Act(Normal)-NFSA</u></b>						
23	(i)	<b>05E02</b>	Off take {Tonnes}	1,41,564	1,33,058	94
<b><u>Food Security:National Food Security Act(Tide Over)-NFSA</u></b>						
24	(i)	<b>05F02</b>	Off take {Tonnes}	*	0	
<b><u>Rural Housing - Pradhan Mantri Awaas Yojana (Grameen)</u></b>						
25	(i)	<b>06A01</b>	Houses constructed {Number}	11,315	869	8
<b><u>EWS/LIG Houses in Urban Areas</u></b>						
26	(i)	<b>06B01</b>	Houses constructed {Number}	8	0	0
<b><u>Rural Areas: National Rural Drinking Water Programme (NRDWP)</u></b>						
27	(i)	<b>07A03</b>	Partially Covered Habitations {Number}	50	103	206
<b><u>Sanitation Programme in Rural Areas</u></b>						
28	(i)	<b>08D01</b>	Individual Household latrines constructed {Number}	**	33,214	
<b><u>Institutional Delivery</u></b>						

**MANIPUR**

Sl. No.	Sub.Sl. No.	Item Code	Item/Parameter Name {Units}	Target April 2016-March 2017	Achievement April 2016-March 2017	Percent Achievement
(1)	(2)	(3)	(4)	(5)	(6)	(6)/(5)
29	(i)	<b>08E01</b>	Delivery in institutions {Number}	**	33,183	
			<b><u>SC Families assisted</u></b>			
30	(i)	<b>10A02</b>	SC families assisted under SCA to SCSP & NSFDC {Number}	121	0	0
			<b><u>SC families assisted - SC students assisted under post matric scholarship</u></b>			
31	(i)	<b>10A03</b>	SC students assisted under post matric scholarship {Number}	**	0	
			<b><u>Universalization of ICDS Scheme</u></b>			
32	(i)	<b>12A01</b>	ICDS Blocks Operational (Cumulative) {Number}	43	43	100
			<b><u>Functional Anganwadis</u></b>			
33	(i)	<b>12B01</b>	Anganwadis Functional (Cumulative) {Number}	11,510	11,510	100
			<b><u>No. of Urban poor families assisted under Seven Point Charter</u></b>			
34	(i)	<b>14A01</b>	Poor Families assisted {Number}	**	0	
			<b><u>Afforestation ( Public and Forest Lands)</u></b>			
35	(i)	<b>15A01</b>	Area Covered under Plantation {Hectares}	11,547	12,247	106
36	(ii)	<b>15A02</b>	Seedlings planted {Number}	75,06,000	78,09,675	104
			<b><u>Rural roads - PMGSY</u></b>			
37	(i)	<b>17A01</b>	Length of road constructed {Kilometer}	790	1,486	188
			<b><u>Deendyal Upadhyaya Gram Jyoti Yojana (DDUGJY)</u></b>			
38	(i)	<b>18B01</b>	Villages electrified {Number}	149	69	46
			<b><u>Supply of Electricity</u></b>			
39	(i)	<b>18E02</b>	Electricity supplied {Million Units}	764	740	97

**Note:**

\* - Target Not Received.

\*\* - Non-Targetable.

**1 Very Good(90% or above of targets)**

01F01, 05A02, 05E02, 07A03, 12A01, 12B01, 15A01, 15A02, 17A01, 18E02

**2 Poor(Below 80% of targets)**

01F02, 01F03, 06A01, 06B01, 10A02, 18B01

**MEGHALAYA**

Sl. No.	Sub.Sl. No.	Item Code	Item/Parameter Name {Units}	Target April 2010-March 2017	Achievement April 2010-March 2017	Percent Achievement
(1)	(2)	(3)	(4)	(5)	(6)	(6)/(5)
<b><u>Employment generation under the NREG Scheme</u></b>						
1	(i)	<b>01A01</b>	No. of job cards issued {Number}	**	18,568	
2	(ii)	<b>01A02</b>	Employment generated {Number}	**	2,79,78,000	
3	(iii)	<b>01A03</b>	Wages given {Rupees}	**	5,14,33,63,000	
<b><u>National Rural Livelihood Mission (NRLM)</u></b>						
4	(i)	<b>01F01</b>	Number of SHGs promoted (new and revived) during the financial year {Number}	1,524	1,173	77
5	(ii)	<b>01F02</b>	Number of SHGs provided Revolving Fund (RF) during the financial year {Number}	1,143	499	44
6	(iii)	<b>01F03</b>	Number of SHGs provided Community Investment Fund (CIF) during the financial year {Number}	160	38	24
<b><u>Distribution of waste land to the landless</u></b>						
7	(i)	<b>03E01</b>	Total Land Distributed {Hectare}	**	0	
8	(ii)	<b>03E02</b>	Land Distributed to SC {Hectare}	**	0	
9	(iii)	<b>03E03</b>	Land Distributed to ST {Hectare}	**	0	
10	(iv)	<b>03E04</b>	Land Distributed to Others {Hectare}	**	0	
<b><u>Minimum Wages Enforcement (including Farm Labour)</u></b>						
11	(i)	<b>04B01</b>	Agriculture and Farm Workers: Inspections made {Number}	**	0	
12	(ii)	<b>04B02</b>	Agriculture and Farm Workers: Irregularities detected {Number}	**	0	
13	(iii)	<b>04B03</b>	Agriculture and Farm Workers: Irregularities rectified {Number}	**	0	
14	(iv)	<b>04B04</b>	Agriculture and Farm Workers: Claims filed {Number}	**	0	
15	(v)	<b>04B05</b>	Agriculture and Farm Workers: Claims settled {Number}	**	0	
16	(vi)	<b>04B06</b>	Agriculture and Farm Workers: Prosecution cases Pending {Number}	**	0	
17	(vii)	<b>04B07</b>	Agriculture and Farm Workers: Prosecution cases filed {Number}	**	0	
18	(viii)	<b>04B08</b>	Agriculture and Farm Workers: Prosecution cases decided {Number}	**	0	
19	(ix)	<b>04B10</b>	Agriculture and Farm Workers: Others {Number}	**	0	
<b><u>Food security-Targeted Public Distribution system (APL+BPL+AAY)</u></b>						
20	(i)	<b>05A02</b>	Off take {Tonnes}	1,76,000	1,75,396	100
<b><u>Food security-Targeted Public Distribution system (only AAY)</u></b>						
21	(i)	<b>05B02</b>	Off take {Tonnes}	*	0	
<b><u>Food Security - Targeted Public Distribution System (Only BPL)</u></b>						
22	(i)	<b>05D02</b>	Off take {Tonnes}	*	0	
<b><u>Food Security:National Food Security Act(Normal)-NFSA</u></b>						
23	(i)	<b>05E02</b>	Off take {Tonnes}	1,29,600	1,34,409	104
<b><u>Food Security:National Food Security Act(Tide Over)-NFSA</u></b>						
24	(i)	<b>05F02</b>	Off take {Tonnes}	46,400	40,987	88
<b><u>Rural Housing - Pradhan Mantri Awaas Yojana (Grameen)</u></b>						
25	(i)	<b>06A01</b>	Houses constructed {Number}	17,030	7,059	41
<b><u>EWS/LIG Houses in Urban Areas</u></b>						
26	(i)	<b>06B01</b>	Houses constructed {Number}	588	0	0
<b><u>Rural Areas: National Rural Drinking Water Programme (NRDWP)</u></b>						
27	(i)	<b>07A03</b>	Partially Covered Habitations {Number}	100	81	81
28	(ii)	<b>07A04</b>	Coverage of quality affected habitations {Number}	10	0	0
<b><u>Sanitation Programme in Rural Areas</u></b>						

**MEGHALAYA**

Sl. No.	Sub.Sl. No.	Item Code	Item/Parameter Name {Units}	Target April 2016-March 2017	Achievement April 2016-March 2017	Percent Achievement
(1)	(2)	(3)	(4)	(5)	(6)	(6)/(5)
29	(i)	<b>08D01</b>	Individual Household latrines constructed {Number}	**	35,400	
			<b><u>Institutional Delivery</u></b>			
30	(i)	<b>08E01</b>	Delivery in institutions {Number}	**	20,819	
			<b><u>SC Families assisted</u></b>			
31	(i)	<b>10A02</b>	SC families assisted under SCA to SCSP & NSFDC {Number}	8	0	0
			<b><u>SC families assisted - SC students assisted under post matric scholarship</u></b>			
32	(i)	<b>10A03</b>	SC students assisted under post matric scholarship {Number}	**	0	
			<b><u>Universalization of ICDS Scheme</u></b>			
33	(i)	<b>12A01</b>	ICDS Blocks Operational (Cumulative) {Number}	41	41	100
			<b><u>Functional Anganwadis</u></b>			
34	(i)	<b>12B01</b>	Anganwadis Functional (Cumulative) {Number}	5,896	5,893	100
			<b><u>No. of Urban poor families assisted under Seven Point Charter</u></b>			
35	(i)	<b>14A01</b>	Poor Families assisted {Number}	**	1,992	
			<b><u>Afforestation ( Public and Forest Lands)</u></b>			
36	(i)	<b>15A01</b>	Area Covered under Plantation {Hectares}	1,991	0	0
37	(ii)	<b>15A02</b>	Seedlings planted {Number}	12,94,000	0	0
			<b><u>Rural roads - PMGSY</u></b>			
38	(i)	<b>17A01</b>	Length of road constructed {Kilometer}	400	369	92
			<b><u>Deendyal Upadhyaya Gram Jyoti Yojana (DDUGJY)</u></b>			
39	(i)	<b>18B01</b>	Villages electrified {Number}	674	670	99
			<b><u>Energising pump sets</u></b>			
40	(i)	<b>18D01</b>	Pumps sets energized {Number}	30	0	0
			<b><u>Supply of Electricity</u></b>			
41	(i)	<b>18E02</b>	Electricity supplied {Million Units}	1,715	1,715	100

**Note:**

\* - Target Not Received.

\*\* - Non-Targetable.

**1 Very Good(90% or above of targets)**

05A02, 05E02, 12A01, 12B01, 17A01, 18B01, 18E02

**2 Good(Between 80% to 90% targets)**

05F02, 07A03

**3 Poor(Below 80% of targets)**

01F01, 01F02, 01F03, 06A01, 06B01, 07A04, 10A02, 15A01, 15A02, 18D01

**MIZORAM**

Sl. No.	Sub.Sl. No.	Item Code	Item/Parameter Name {Units}	Target April 2016-March 2017	Achievement April 2016-March 2017	Percent Achievement
(1)	(2)	(3)	(4)	(5)	(6)	(6)/(5)
<b><u>Employment generation under the NREG Scheme</u></b>						
1	(i)	<b>01A01</b>	No. of job cards issued {Number}	**	1,443	
2	(ii)	<b>01A02</b>	Employment generated {Number}	**	0	
3	(iii)	<b>01A03</b>	Wages given {Rupees}	**	0	
<b><u>National Rural Livelihood Mission (NRLM)</u></b>						
4	(i)	<b>01F01</b>	Number of SHGs promoted (new and revived) during the financial year {Number}	1,188	1,261	106
5	(ii)	<b>01F02</b>	Number of SHGs provided Revolving Fund (RF) during the financial year {Number}	941	409	43
6	(iii)	<b>01F03</b>	Number of SHGs provided Community Investment Fund (CIF) during the financial year {Number}	1,108	286	26
<b><u>Distribution of waste land to the landless</u></b>						
7	(i)	<b>03E01</b>	Total Land Distributed {Hectare}	**	0	
8	(ii)	<b>03E02</b>	Land Distributed to SC {Hectare}	**	0	
9	(iii)	<b>03E03</b>	Land Distributed to ST {Hectare}	**	0	
10	(iv)	<b>03E04</b>	Land Distributed to Others {Hectare}	**	0	
<b><u>Minimum Wages Enforcement (including Farm Labour)</u></b>						
11	(i)	<b>04B01</b>	Agriculture and Farm Workers: Inspections made {Number}	**	0	
12	(ii)	<b>04B02</b>	Agriculture and Farm Workers: Irregularities detected {Number}	**	0	
13	(iii)	<b>04B03</b>	Agriculture and Farm Workers: Irregularities rectified {Number}	**	0	
14	(iv)	<b>04B04</b>	Agriculture and Farm Workers: Claims filed {Number}	**	0	
15	(v)	<b>04B05</b>	Agriculture and Farm Workers: Claims settled {Number}	**	0	
16	(vi)	<b>04B06</b>	Agriculture and Farm Workers: Prosecution cases Pending {Number}	**	0	
17	(vii)	<b>04B07</b>	Agriculture and Farm Workers: Prosecution cases filed {Number}	**	0	
18	(viii)	<b>04B08</b>	Agriculture and Farm Workers: Prosecution cases decided {Number}	**	0	
19	(ix)	<b>04B10</b>	Agriculture and Farm Workers: Others {Number}	**	0	
<b><u>Food security-Targeted Public Distribution system (APL+BPL+AAAY)</u></b>						
20	(i)	<b>05A02</b>	Off take {Tonnes}	65,757	63,632	97
<b><u>Food security-Targeted Public Distribution system (only AAY)</u></b>						
21	(i)	<b>05B02</b>	Off take {Tonnes}	*	0	
<b><u>Food Security - Targeted Public Distribution System (Only BPL)</u></b>						
22	(i)	<b>05D02</b>	Off take {Tonnes}	*	0	
<b><u>Food Security:National Food Security Act(Normal)-NFSA</u></b>						
23	(i)	<b>05E02</b>	Off take {Tonnes}	45,579	45,021	99
<b><u>Food Security:National Food Security Act(Tide Over)-NFSA</u></b>						
24	(i)	<b>05F02</b>	Off take {Tonnes}	20,178	18,611	92
<b><u>Rural Housing - Pradhan Mantri Awaas Yojana (Grameen)</u></b>						
25	(i)	<b>06A01</b>	Houses constructed {Number}	4,806	534	11
<b><u>EWS/LIG Houses in Urban Areas</u></b>						
26	(i)	<b>06B01</b>	Houses constructed {Number}	121	0	0
<b><u>Rural Areas: National Rural Drinking Water Programme (NRDWP)</u></b>						
27	(i)	<b>07A03</b>	Partially Covered Habitations {Number}	35	35	100
<b><u>Sanitation Programme in Rural Areas</u></b>						
28	(i)	<b>08D01</b>	Individual Household latrines constructed {Number}	**	1,406	
<b><u>Institutional Delivery</u></b>						



**MIZORAM**

Sl. No.	Sub.Sl. No.	Item Code	Item/Parameter Name {Units}	Target April 2016-March 2017	Achievement April 2016-March 2017	Percent Achievement
(1)	(2)	(3)	(4)	(5)	(6)	(6)/(5)
29	(i)	<b>08E01</b>	Delivery in institutions {Number}	**	16,699	
			<b><u>SC Families assisted</u></b>			
30	(i)	<b>10A02</b>	SC families assisted under SCA to SCSP & NSFDC {Number}	2	0	0
			<b><u>Universalization of ICDS Scheme</u></b>			
31	(i)	<b>12A01</b>	ICDS Blocks Operational (Cumulative) {Number}	27	27	100
			<b><u>Functional Anganwadis</u></b>			
32	(i)	<b>12B01</b>	Anganwadis Functional (Cumulative) {Number}	2,244	2,244	100
			<b><u>No. of Urban poor families assisted under Seven Point Charter</u></b>			
33	(i)	<b>14A01</b>	Poor Families assisted {Number}	**	0	
			<b><u>Afforestation ( Public and Forest Lands)</u></b>			
34	(i)	<b>15A01</b>	Area Covered under Plantation {Hectares}	4,070	4,050	100
35	(ii)	<b>15A02</b>	Seedlings planted {Number}	26,46,000	26,46,000	100
			<b><u>Rural roads - PMGSY</u></b>			
36	(i)	<b>17A01</b>	Length of road constructed {Kilometer}	200	298	149
			<b><u>Deendyal Upadhyaya Gram Jyoti Yojana (DDUGJY)</u></b>			
37	(i)	<b>18B01</b>	Villages electrified {Number}	42	23	55
			<b><u>Supply of Electricity</u></b>			
38	(i)	<b>18E02</b>	Electricity supplied {Million Units}	514	501	97

**Note:**

\* - Target Not Received.

\*\* - Non-Targetable.

**1 Very Good(90% or above of targets)**

01F01, 05A02, 05E02, 05F02, 07A03, 12A01, 12B01, 15A01, 15A02, 17A01, 18E02

**2 Poor(Below 80% of targets)**

01F02, 01F03, 06A01, 06B01, 10A02, 18B01

**NAGALAND**

Sl. No.	Sub.Sl. No.	Item Code	Item/Parameter Name {Units}	Target April 2010-March 2017	Achievement April 2010-March 2017	Percent Achievement
(1)	(2)	(3)	(4)	(5)	(6)	(6)/(5)
<b><u>Employment generation under the NREG Scheme</u></b>						
1	(i)	<b>01A01</b>	No. of job cards issued {Number}	**	1,042	
2	(ii)	<b>01A02</b>	Employment generated {Number}	**	0	
3	(iii)	<b>01A03</b>	Wages given {Rupees}	**	0	
<b><u>National Rural Livelihood Mission (NRLM)</u></b>						
4	(i)	<b>01F01</b>	Number of SHGs promoted (new and revived) during the financial year {Number}	2,500	1,216	49
5	(ii)	<b>01F02</b>	Number of SHGs provided Revolving Fund (RF) during the financial year {Number}	2,000	400	20
6	(iii)	<b>01F03</b>	Number of SHGs provided Community Investment Fund (CIF) during the financial year {Number}	1,440	319	22
<b><u>Distribution of waste land to the landless</u></b>						
7	(i)	<b>03E01</b>	Total Land Distributed {Hectare}	**	0	
8	(ii)	<b>03E02</b>	Land Distributed to SC {Hectare}	**	0	
9	(iii)	<b>03E03</b>	Land Distributed to ST {Hectare}	**	0	
10	(iv)	<b>03E04</b>	Land Distributed to Others {Hectare}	**	0	
<b><u>Minimum Wages Enforcement (including Farm Labour)</u></b>						
11	(i)	<b>04B01</b>	Agriculture and Farm Workers: Inspections made {Number}	**	0	
12	(ii)	<b>04B02</b>	Agriculture and Farm Workers: Irregularities detected {Number}	**	0	
13	(iii)	<b>04B03</b>	Agriculture and Farm Workers: Irregularities rectified {Number}	**	0	
14	(iv)	<b>04B04</b>	Agriculture and Farm Workers: Claims filed {Number}	**	0	
15	(v)	<b>04B05</b>	Agriculture and Farm Workers: Claims settled {Number}	**	0	
16	(vi)	<b>04B06</b>	Agriculture and Farm Workers: Prosecution cases Pending {Number}	**	0	
17	(vii)	<b>04B07</b>	Agriculture and Farm Workers: Prosecution cases filed {Number}	**	0	
18	(viii)	<b>04B08</b>	Agriculture and Farm Workers: Prosecution cases decided {Number}	**	0	
19	(ix)	<b>04B10</b>	Agriculture and Farm Workers: Others {Number}	**	0	
<b><u>Food security-Targeted Public Distribution system (APL+BPL+AAAY)</u></b>						
20	(i)	<b>05A02</b>	Off take {Tonnes}	1,26,585	1,14,064	90
<b><u>Food security-Targeted Public Distribution system (only AAAY)</u></b>						
21	(i)	<b>05B02</b>	Off take {Tonnes}	6,264	6,656	106
<b><u>Food Security - Targeted Public Distribution System (Only BPL)</u></b>						
22	(i)	<b>05D02</b>	Off take {Tonnes}	8,804	10,704	122
<b><u>Food Security:National Food Security Act(Normal)-NFSA</u></b>						
23	(i)	<b>05E02</b>	Off take {Tonnes}	63,347	54,734	86
<b><u>Food Security:National Food Security Act(Tide Over)-NFSA</u></b>						
24	(i)	<b>05F02</b>	Off take {Tonnes}	23,238	10,549	45
<b><u>Rural Housing - Pradhan Mantri Awaas Yojana (Grameen)</u></b>						
25	(i)	<b>06A01</b>	Houses constructed {Number}	9,149	933	10
<b><u>EWS/LIG Houses in Urban Areas</u></b>						
26	(i)	<b>06B01</b>	Houses constructed {Number}	1,454	0	0
<b><u>Rural Areas: National Rural Drinking Water Programme (NRDWP)</u></b>						
27	(i)	<b>07A03</b>	Partially Covered Habitations {Number}	38	108	284
28	(ii)	<b>07A04</b>	Coverage of quality affected habitations {Number}	16	0	0
<b><u>Sanitation Programme in Rural Areas</u></b>						

**NAGALAND**

Sl. No.	Sub.Sl. No.	Item Code	Item/Parameter Name {Units}	Target April 2016-March 2017	Achievement April 2016-March 2017	Percent Achievement
(1)	(2)	(3)	(4)	(5)	(6)	(6)/(5)
29	(i)	<b>08D01</b>	Individual Household latrines constructed {Number}	**	1,778	
			<b><u>Institutional Delivery</u></b>			
30	(i)	<b>08E01</b>	Delivery in institutions {Number}	**	0	
			<b><u>Universalization of ICDS Scheme</u></b>			
31	(i)	<b>12A01</b>	ICDS Blocks Operational (Cumulative) {Number}	60	59	98
			<b><u>Functional Anganwadis</u></b>			
32	(i)	<b>12B01</b>	Anganwadis Functional (Cumulative) {Number}	3,980	3,455	87
			<b><u>No. of Urban poor families assisted under Seven Point Charter</u></b>			
33	(i)	<b>14A01</b>	Poor Families assisted {Number}	**	0	
			<b><u>Afforestation ( Public and Forest Lands)</u></b>			
34	(i)	<b>15A01</b>	Area Covered under Plantation {Hectares}	1,050	0	0
35	(ii)	<b>15A02</b>	Seedlings planted {Number}	6,83,000	0	0
			<b><u>Rural roads - PMGSY</u></b>			
36	(i)	<b>17A01</b>	Length of road constructed {Kilometer}	150	395	263
			<b><u>Deendyal Upadhyaya Gram Jyoti Yojana (DDUGJY)</u></b>			
37	(i)	<b>18B01</b>	Villages electrified {Number}	82	29	35
			<b><u>Supply of Electricity</u></b>			
38	(i)	<b>18E02</b>	Electricity supplied {Million Units}	757	745	98

**Note:**

\* - Target Not Received.

\*\* - Non-Targetable.

**1 Very Good(90% or above of targets)**

05A02, 05B02, 05D02, 07A03, 12A01, 17A01, 18E02

**2 Good(Between 80% to 90% targets)**

05E02, 12B01

**3 Poor(Below 80% of targets)**

01F01, 01F02, 01F03, 05F02, 06A01, 06B01, 07A04, 15A01, 15A02, 18B01

**ODISHA**

Sl. No.	Sub.Sl. No.	Item Code	Item/Parameter Name {Units}	Target April 2010-March 2017	Achievement April 2010-March 2017	Percent Achievement
(1)	(2)	(3)	(4)	(5)	(6)	(6)/(5)
<b><u>Employment generation under the NREG Scheme</u></b>						
1	(i)	<b>01A01</b>	No. of job cards issued {Number}	**	1,60,458	
2	(ii)	<b>01A02</b>	Employment generated {Number}	**	7,76,40,000	
3	(iii)	<b>01A03</b>	Wages given {Rupees}	**	14,45,62,72,000	
<b><u>National Rural Livelihood Mission (NRLM)</u></b>						
4	(i)	<b>01F01</b>	Number of SHGs promoted (new and revived) during the financial year {Number}	13,680	12,793	94
5	(ii)	<b>01F02</b>	Number of SHGs provided Revolving Fund (RF) during the financial year {Number}	7,039	14,087	200
6	(iii)	<b>01F03</b>	Number of SHGs provided Community Investment Fund (CIF) during the financial year {Number}	6,864	12,909	188
<b><u>Distribution of waste land to the landless</u></b>						
7	(i)	<b>03E01</b>	Total Land Distributed {Hectare}	**	88	
8	(ii)	<b>03E02</b>	Land Distributed to SC {Hectare}	**	10	
9	(iii)	<b>03E03</b>	Land Distributed to ST {Hectare}	**	62	
10	(iv)	<b>03E04</b>	Land Distributed to Others {Hectare}	**	16	
<b><u>Minimum Wages Enforcement (including Farm Labour)</u></b>						
11	(i)	<b>04B01</b>	Agriculture and Farm Workers: Inspections made {Number}	**	0	
12	(ii)	<b>04B02</b>	Agriculture and Farm Workers: Irregularities detected {Number}	**	0	
13	(iii)	<b>04B03</b>	Agriculture and Farm Workers: Irregularities rectified {Number}	**	0	
14	(iv)	<b>04B04</b>	Agriculture and Farm Workers: Claims filed {Number}	**	0	
15	(v)	<b>04B05</b>	Agriculture and Farm Workers: Claims settled {Number}	**	0	
16	(vi)	<b>04B06</b>	Agriculture and Farm Workers: Prosecution cases Pending {Number}	**	0	
17	(vii)	<b>04B07</b>	Agriculture and Farm Workers: Prosecution cases filed {Number}	**	0	
18	(viii)	<b>04B08</b>	Agriculture and Farm Workers: Prosecution cases decided {Number}	**	0	
19	(ix)	<b>04B10</b>	Agriculture and Farm Workers: Others {Number}	**	0	
<b><u>Food security-Targeted Public Distribution system (APL+BPL+AAAY)</u></b>						
20	(i)	<b>05A02</b>	Off take {Tonnes}	20,97,822	22,67,370	108
<b><u>Food security-Targeted Public Distribution system (only AAAY)</u></b>						
21	(i)	<b>05B02</b>	Off take {Tonnes}	*	0	
<b><u>Food Security - Targeted Public Distribution System (Only BPL)</u></b>						
22	(i)	<b>05D02</b>	Off take {Tonnes}	*	0	
<b><u>Food Security:National Food Security Act(Normal)-NFSA</u></b>						
23	(i)	<b>05E02</b>	Off take {Tonnes}	20,97,822	22,67,370	108
<b><u>Food Security:National Food Security Act(Tide Over)-NFSA</u></b>						
24	(i)	<b>05F02</b>	Off take {Tonnes}	*	0	
<b><u>Rural Housing - Pradhan Mantri Awaas Yojana (Grameen)</u></b>						
25	(i)	<b>06A01</b>	Houses constructed {Number}	3,96,102	76,483	19
<b><u>EWS/LIG Houses in Urban Areas</u></b>						
26	(i)	<b>06B01</b>	Houses constructed {Number}	3,948	2,123	54
<b><u>Rural Areas: National Rural Drinking Water Programme (NRDWP)</u></b>						
27	(i)	<b>07A03</b>	Partially Covered Habitations {Number}	8,500	8,045	95
28	(ii)	<b>07A04</b>	Coverage of quality affected habitations {Number}	800	151	19
<b><u>Sanitation Programme in Rural Areas</u></b>						

**ODISHA**

Sl. No.	Sub.Sl. No.	Item Code	Item/Parameter Name {Units}	Target April 2016-March 2017	Achievement April 2016-March 2017	Percent Achievement
(1)	(2)	(3)	(4)	(5)	(6)	(6)/(5)
29	(i)	<b>08D01</b>	Individual Household latrines constructed {Number}	**	9,94,625	
			<b><u>Institutional Delivery</u></b>			
30	(i)	<b>08E01</b>	Delivery in institutions {Number}	**	5,71,945	
			<b><u>SC Families assisted</u></b>			
31	(i)	<b>10A02</b>	SC families assisted under SCA to SCSP & NSFDC {Number}	6,624	43,691	660
			<b><u>SC families assisted - SC students assisted under post matric scholarship</u></b>			
32	(i)	<b>10A03</b>	SC students assisted under post matric scholarship {Number}	**	2,08,895	
			<b><u>Universalization of ICDS Scheme</u></b>			
33	(i)	<b>12A01</b>	ICDS Blocks Operational (Cumulative) {Number}	338	338	100
			<b><u>Functional Anganwadis</u></b>			
34	(i)	<b>12B01</b>	Anganwadis Functional (Cumulative) {Number}	74,154	72,360	98
			<b><u>No. of Urban poor families assisted under Seven Point Charter</u></b>			
35	(i)	<b>14A01</b>	Poor Families assisted {Number}	**	1,480	
			<b><u>Afforestation ( Public and Forest Lands)</u></b>			
36	(i)	<b>15A01</b>	Area Covered under Plantation {Hectares}	1,07,287	4,01,452	374
37	(ii)	<b>15A02</b>	Seedlings planted {Number}	6,97,37,000	8,74,32,000	125
			<b><u>Rural roads - PMGSY</u></b>			
38	(i)	<b>17A01</b>	Length of road constructed {Kilometer}	6,200	5,797	94
			<b><u>Deendyal Upadhyaya Gram Jyoti Yojana (DDUGJY)</u></b>			
39	(i)	<b>18B01</b>	Villages electrified {Number}	1,586	690	44
			<b><u>Energising pump sets</u></b>			
40	(i)	<b>18D01</b>	Pumps sets energized {Number}	1,190	12,327	1,036
			<b><u>Supply of Electricity</u></b>			
41	(i)	<b>18E02</b>	Electricity supplied {Million Units}	26,758	26,756	100

**Note:**

\* - Target Not Received.

\*\* - Non-Targetable.

**1 Very Good(90% or above of targets)**

01F01, 01F02, 01F03, 05A02, 05E02, 07A03, 10A02, 12A01, 12B01, 15A01, 15A02, 17A01, 18D01, 18E02

**2 Poor(Below 80% of targets)**

06A01, 06B01, 07A04, 18B01

**PUDUCHERRY**

Sl. No.	Sub.Sl. No.	Item Code	Item/Parameter Name {Units}	Target April 2016-March 2017	Achievement April 2016-March 2017	Percent Achievement
(1)	(2)	(3)	(4)	(5)	(6)	(6)/(5)
<b><u>Employment generation under the NREG Scheme</u></b>						
1	(i)	<b>01A01</b>	No. of job cards issued {Number}	**	0	
2	(ii)	<b>01A02</b>	Employment generated {Number}	**	3,78,000	
3	(iii)	<b>01A03</b>	Wages given {Rupees}	**	9,08,76,000	
<b><u>National Rural Livelihood Mission (NRLM)</u></b>						
4	(i)	<b>01F01</b>	Number of SHGs promoted (new and revived) during the financial year {Number}	1,239	0	0
5	(ii)	<b>01F02</b>	Number of SHGs provided Revolving Fund (RF) during the financial year {Number}	1,333	0	0
6	(iii)	<b>01F03</b>	Number of SHGs provided Community Investment Fund (CIF) during the financial year {Number}	1,650	0	0
<b><u>Distribution of waste land to the landless</u></b>						
7	(i)	<b>03E01</b>	Total Land Distributed {Hectare}	**	0	
8	(ii)	<b>03E02</b>	Land Distributed to SC {Hectare}	**	0	
9	(iii)	<b>03E03</b>	Land Distributed to ST {Hectare}	**	0	
10	(iv)	<b>03E04</b>	Land Distributed to Others {Hectare}	**	0	
<b><u>Minimum Wages Enforcement (including Farm Labour)</u></b>						
11	(i)	<b>04B01</b>	Agriculture and Farm Workers: Inspections made {Number}	**	0	
12	(ii)	<b>04B02</b>	Agriculture and Farm Workers: Irregularities detected {Number}	**	0	
13	(iii)	<b>04B03</b>	Agriculture and Farm Workers: Irregularities rectified {Number}	**	0	
14	(iv)	<b>04B04</b>	Agriculture and Farm Workers: Claims filed {Number}	**	0	
15	(v)	<b>04B05</b>	Agriculture and Farm Workers: Claims settled {Number}	**	0	
16	(vi)	<b>04B06</b>	Agriculture and Farm Workers: Prosecution cases Pending {Number}	**	0	
17	(vii)	<b>04B07</b>	Agriculture and Farm Workers: Prosecution cases filed {Number}	**	0	
18	(viii)	<b>04B08</b>	Agriculture and Farm Workers: Prosecution cases decided {Number}	**	0	
19	(ix)	<b>04B10</b>	Agriculture and Farm Workers: Others {Number}	**	0	
<b><u>Food security-Targeted Public Distribution system (APL+BPL+AAAY)</u></b>						
20	(i)	<b>05A02</b>	Off take {Tonnes}	*	0	
<b><u>Food security-Targeted Public Distribution system (only AAAY)</u></b>						
21	(i)	<b>05B02</b>	Off take {Tonnes}	*	0	
<b><u>Food Security - Targeted Public Distribution System (Only BPL)</u></b>						
22	(i)	<b>05D02</b>	Off take {Tonnes}	*	0	
<b><u>Food Security:National Food Security Act(Normal)-NFSA</u></b>						
23	(i)	<b>05E02</b>	Off take {Tonnes}	*	0	
<b><u>Food Security:National Food Security Act(Tide Over)-NFSA</u></b>						
24	(i)	<b>05F02</b>	Off take {Tonnes}	*	0	
<b><u>Rural Housing - Pradhan Mantri Awaas Yojana (Grameen)</u></b>						
25	(i)	<b>06A01</b>	Houses constructed {Number}	429	0	0
<b><u>EWS/LIG Houses in Urban Areas</u></b>						
26	(i)	<b>06B01</b>	Houses constructed {Number}	224	0	0
<b><u>Rural Areas: National Rural Drinking Water Programme (NRDWP)</u></b>						
27	(i)	<b>07A03</b>	Partially Covered Habitations {Number}	5	0	0
<b><u>Sanitation Programme in Rural Areas</u></b>						
28	(i)	<b>08D01</b>	Individual Household latrines constructed {Number}	**	1,695	
<b><u>Institutional Delivery</u></b>						

**PUDUCHERRY**

Sl. No.	Sub.Sl. No.	Item Code	Item/Parameter Name {Units}	Target April 2016-March 2017	Achievement April 2016-March 2017	Percent Achievement
(1)	(2)	(3)	(4)	(5)	(6)	(6)/(5)
29	(i)	<b>08E01</b>	Delivery in institutions {Number}	**	32,292	
			<b><u>SC Families assisted</u></b>			
30	(i)	<b>10A02</b>	SC families assisted under SCA to SCSP & NSFDC {Number}	191	72	38
			<b><u>SC families assisted - SC students assisted under post matric scholarship</u></b>			
31	(i)	<b>10A03</b>	SC students assisted under post matric scholarship {Number}	**	4,185	
			<b><u>Universalization of ICDS Scheme</u></b>			
32	(i)	<b>12A01</b>	ICDS Blocks Operational (Cumulative) {Number}	5	5	100
			<b><u>Functional Anganwadis</u></b>			
33	(i)	<b>12B01</b>	Anganwadis Functional (Cumulative) {Number}	855	788	92
			<b><u>No. of Urban poor families assisted under Seven Point Charter</u></b>			
34	(i)	<b>14A01</b>	Poor Families assisted {Number}	**	0	
			<b><u>Afforestation ( Public and Forest Lands)</u></b>			
35	(i)	<b>15A01</b>	Area Covered under Plantation {Hectares}	41	250	610
36	(ii)	<b>15A02</b>	Seedlings planted {Number}	27,000	87,441	324
			<b><u>Energising pump sets</u></b>			
37	(i)	<b>18D01</b>	Pumps sets energized {Number}	35	31	89
			<b><u>Supply of Electricity</u></b>			
38	(i)	<b>18E02</b>	Electricity supplied {Million Units}	2,548	2,545	100

**Note:**

\* - Target Not Received.

\*\* - Non-Targetable.

**1 Very Good(90% or above of targets)**

12A01, 12B01, 15A01, 15A02, 18E02

**2 Good(Between 80% to 90% targets)**

18D01

**3 Poor(Below 80% of targets)**

01F01, 01F02, 01F03, 06A01, 06B01, 07A03, 10A02

**PUNJAB**

Sl. No.	Sub.Sl. No.	Item Code	Item/Parameter Name {Units}	Target April 2010-March 2017	Achievement April 2010-March 2017	Percent Achievement
(1)	(2)	(3)	(4)	(5)	(6)	(6)/(5)
<b><u>Employment generation under the NREG Scheme</u></b>						
1	(i)	<b>01A01</b>	No. of job cards issued {Number}	**	67,446	
2	(ii)	<b>01A02</b>	Employment generated {Number}	**	1,51,71,000	
3	(iii)	<b>01A03</b>	Wages given {Rupees}	**	4,39,51,88,000	
<b><u>National Rural Livelihood Mission (NRLM)</u></b>						
4	(i)	<b>01F01</b>	Number of SHGs promoted (new and revived) during the financial year {Number}	2,380	1,913	80
5	(ii)	<b>01F02</b>	Number of SHGs provided Revolving Fund (RF) during the financial year {Number}	1,600	1,030	64
6	(iii)	<b>01F03</b>	Number of SHGs provided Community Investment Fund (CIF) during the financial year {Number}	600	312	52
<b><u>Distribution of waste land to the landless</u></b>						
7	(i)	<b>03E01</b>	Total Land Distributed {Hectare}	**	0	
8	(ii)	<b>03E02</b>	Land Distributed to SC {Hectare}	**	0	
9	(iii)	<b>03E03</b>	Land Distributed to ST {Hectare}	**	0	
10	(iv)	<b>03E04</b>	Land Distributed to Others {Hectare}	**	0	
<b><u>Minimum Wages Enforcement (including Farm Labour)</u></b>						
11	(i)	<b>04B01</b>	Agriculture and Farm Workers: Inspections made {Number}	**	0	
12	(ii)	<b>04B02</b>	Agriculture and Farm Workers: Irregularities detected {Number}	**	0	
13	(iii)	<b>04B03</b>	Agriculture and Farm Workers: Irregularities rectified {Number}	**	0	
14	(iv)	<b>04B04</b>	Agriculture and Farm Workers: Claims filed {Number}	**	0	
15	(v)	<b>04B05</b>	Agriculture and Farm Workers: Claims settled {Number}	**	0	
16	(vi)	<b>04B06</b>	Agriculture and Farm Workers: Prosecution cases Pending {Number}	**	0	
17	(vii)	<b>04B07</b>	Agriculture and Farm Workers: Prosecution cases filed {Number}	**	0	
18	(viii)	<b>04B08</b>	Agriculture and Farm Workers: Prosecution cases decided {Number}	**	0	
19	(ix)	<b>04B10</b>	Agriculture and Farm Workers: Others {Number}	**	0	
<b><u>Food security-Targeted Public Distribution system (APL+BPL+AAAY)</u></b>						
20	(i)	<b>05A02</b>	Off take {Tonnes}	8,70,120	8,85,548	102
<b><u>Food security-Targeted Public Distribution system (only AAAY)</u></b>						
21	(i)	<b>05B02</b>	Off take {Tonnes}	*	0	
<b><u>Food Security - Targeted Public Distribution System (Only BPL)</u></b>						
22	(i)	<b>05D02</b>	Off take {Tonnes}	*	0	
<b><u>Food Security:National Food Security Act(Normal)-NFSA</u></b>						
23	(i)	<b>05E02</b>	Off take {Tonnes}	8,70,120	8,85,548	102
<b><u>Food Security:National Food Security Act(Tide Over)-NFSA</u></b>						
24	(i)	<b>05F02</b>	Off take {Tonnes}	*	0	
<b><u>Rural Housing - Pradhan Mantri Awaas Yojana (Grameen)</u></b>						
25	(i)	<b>06A01</b>	Houses constructed {Number}	24,469	2462	10
<b><u>EWS/LIG Houses in Urban Areas</u></b>						
26	(i)	<b>06B01</b>	Houses constructed {Number}	1,038	0	0
<b><u>Rural Areas: National Rural Drinking Water Programme (NRDWP)</u></b>						
27	(i)	<b>07A03</b>	Partially Covered Habitations {Number}	350	473	135
28	(ii)	<b>07A04</b>	Coverage of quality affected habitations {Number}	429	210	49
<b><u>Sanitation Programme in Rural Areas</u></b>						



**PUNJAB**

Sl. No.	Sub.Sl. No.	Item Code	Item/Parameter Name {Units}	Target April 2016-March 2017	Achievement April 2016-March 2017	Percent Achievement
(1)	(2)	(3)	(4)	(5)	(6)	(6)/(5)
29	(i)	<b>08D01</b>	Individual Household latrines constructed {Number}	**	88,252	
			<b><u>Institutional Delivery</u></b>			
30	(i)	<b>08E01</b>	Delivery in institutions {Number}	**	3,62,857	
			<b><u>SC Families assisted</u></b>			
31	(i)	<b>10A02</b>	SC families assisted under SCA to SCSP & NSFDC {Number}	7,727	12,215	158
			<b><u>SC families assisted - SC students assisted under post matric scholarship</u></b>			
32	(i)	<b>10A03</b>	SC students assisted under post matric scholarship {Number}	**	3,50,000	
			<b><u>Universalization of ICDS Scheme</u></b>			
33	(i)	<b>12A01</b>	ICDS Blocks Operational (Cumulative) {Number}	155	155	100
			<b><u>Functional Anganwadis</u></b>			
34	(i)	<b>12B01</b>	Anganwadis Functional (Cumulative) {Number}	27,314	26,687	98
			<b><u>No. of Urban poor families assisted under Seven Point Charter</u></b>			
35	(i)	<b>14A01</b>	Poor Families assisted {Number}	**	193	
			<b><u>Afforestation ( Public and Forest Lands)</u></b>			
36	(i)	<b>15A01</b>	Area Covered under Plantation {Hectares}	2,769	5,469	198
37	(ii)	<b>15A02</b>	Seedlings planted {Number}	18,00,000	35,55,000	198
			<b><u>Rural roads - PMGSY</u></b>			
38	(i)	<b>17A01</b>	Length of road constructed {Kilometer}	450	587	130
			<b><u>Energising pump sets</u></b>			
39	(i)	<b>18D01</b>	Pumps sets energized {Number}	1,50,000	97,579	65
			<b><u>Supply of Electricity</u></b>			
40	(i)	<b>18E02</b>	Electricity supplied {Million Units}	53,098	53,098	100

**Note:**

\* - Target Not Received.

\*\* - Non-Targetable.

**1 Very Good(90% or above of targets)**

05A02, 05E02, 07A03, 10A02, 12A01, 12B01, 15A01, 15A02, 17A01, 18E02

**2 Good(Between 80% to 90% targets)**

01F01

**3 Poor(Below 80% of targets)**

01F02, 01F03, 06A01, 06B01, 07A04, 18D01

**RAJASTHAN**

Sl. No.	Sub.Sl. No.	Item Code	Item/Parameter Name {Units}	Target April 2010-March 2017	Achievement April 2010-March 2017	Percent Achievement
(1)	(2)	(3)	(4)	(5)	(6)	(6)/(5)
<b><u>Employment generation under the NREG Scheme</u></b>						
1	(i)	<b>01A01</b>	No. of job cards issued {Number}	**	0	
2	(ii)	<b>01A02</b>	Employment generated {Number}	**	25,96,84,000	
3	(iii)	<b>01A03</b>	Wages given {Rupees}	**	33,88,87,14,000	
<b><u>National Rural Livelihood Mission (NRLM)</u></b>						
4	(i)	<b>01F01</b>	Number of SHGs promoted (new and revived) during the financial year {Number}	6,672	9,873	148
5	(ii)	<b>01F02</b>	Number of SHGs provided Revolving Fund (RF) during the financial year {Number}	5,592	6,247	112
6	(iii)	<b>01F03</b>	Number of SHGs provided Community Investment Fund (CIF) during the financial year {Number}	3,200	4,340	136
<b><u>Distribution of waste land to the landless</u></b>						
7	(i)	<b>03E01</b>	Total Land Distributed {Hectare}	**	0	
8	(ii)	<b>03E02</b>	Land Distributed to SC {Hectare}	**	0	
9	(iii)	<b>03E03</b>	Land Distributed to ST {Hectare}	**	0	
10	(iv)	<b>03E04</b>	Land Distributed to Others {Hectare}	**	0	
<b><u>Minimum Wages Enforcement (including Farm Labour)</u></b>						
11	(i)	<b>04B01</b>	Agriculture and Farm Workers: Inspections made {Number}	**	0	
12	(ii)	<b>04B02</b>	Agriculture and Farm Workers: Irregularities detected {Number}	**	0	
13	(iii)	<b>04B03</b>	Agriculture and Farm Workers: Irregularities rectified {Number}	**	0	
14	(iv)	<b>04B04</b>	Agriculture and Farm Workers: Claims filed {Number}	**	0	
15	(v)	<b>04B05</b>	Agriculture and Farm Workers: Claims settled {Number}	**	0	
16	(vi)	<b>04B06</b>	Agriculture and Farm Workers: Prosecution cases Pending {Number}	**	0	
17	(vii)	<b>04B07</b>	Agriculture and Farm Workers: Prosecution cases filed {Number}	**	0	
18	(viii)	<b>04B08</b>	Agriculture and Farm Workers: Prosecution cases decided {Number}	**	0	
19	(ix)	<b>04B10</b>	Agriculture and Farm Workers: Others {Number}	**	0	
<b><u>Food security-Targeted Public Distribution system (APL+BPL+AAAY)</u></b>						
20	(i)	<b>05A02</b>	Off take {Tonnes}	27,91,573	25,66,230	92
<b><u>Food security-Targeted Public Distribution system (only AAAY)</u></b>						
21	(i)	<b>05B02</b>	Off take {Tonnes}	*	0	
<b><u>Food Security - Targeted Public Distribution System (Only BPL)</u></b>						
22	(i)	<b>05D02</b>	Off take {Tonnes}	*	0	
<b><u>Food Security:National Food Security Act(Normal)-NFSA</u></b>						
23	(i)	<b>05E02</b>	Off take {Tonnes}	27,91,573	25,66,230	92
<b><u>Food Security:National Food Security Act(Tide Over)-NFSA</u></b>						
24	(i)	<b>05F02</b>	Off take {Tonnes}	*	0	
<b><u>Rural Housing - Pradhan Mantri Awaas Yojana (Grameen)</u></b>						
25	(i)	<b>06A01</b>	Houses constructed {Number}	2,50,258	1,07,874	43
<b><u>EWS/LIG Houses in Urban Areas</u></b>						
26	(i)	<b>06B01</b>	Houses constructed {Number}	10,486	13,423	128
<b><u>Rural Areas: National Rural Drinking Water Programme (NRDWP)</u></b>						
27	(i)	<b>07A03</b>	Partially Covered Habitations {Number}	839	1,241	148
28	(ii)	<b>07A04</b>	Coverage of quality affected habitations {Number}	1,200	1,283	107
<b><u>Sanitation Programme in Rural Areas</u></b>						

**RAJASTHAN**

Sl. No.	Sub.Sl. No.	Item Code	Item/Parameter Name {Units}	Target April 2016-March 2017	Achievement April 2016-March 2017	Percent Achievement
(1)	(2)	(3)	(4)	(5)	(6)	(6)/(5)
29	(i)	<b>08D01</b>	Individual Household latrines constructed {Number}	**	22,07,776	
			<b><u>Institutional Delivery</u></b>			
30	(i)	<b>08E01</b>	Delivery in institutions {Number}	**	13,57,284	
			<b><u>SC Families assisted</u></b>			
31	(i)	<b>10A02</b>	SC families assisted under SCA to SCSP & NSFDC {Number}	11,264	26,284	233
			<b><u>SC families assisted - SC students assisted under post matric scholarship</u></b>			
32	(i)	<b>10A03</b>	SC students assisted under post matric scholarship {Number}	**	2,35,926	
			<b><u>Universalization of ICDS Scheme</u></b>			
33	(i)	<b>12A01</b>	ICDS Blocks Operational (Cumulative) {Number}	304	304	100
			<b><u>Functional Anganwadis</u></b>			
34	(i)	<b>12B01</b>	Anganwadis Functional (Cumulative) {Number}	62,010	60,733	98
			<b><u>No. of Urban poor families assisted under Seven Point Charter</u></b>			
35	(i)	<b>14A01</b>	Poor Families assisted {Number}	**	9,055	
			<b><u>Afforestation ( Public and Forest Lands)</u></b>			
36	(i)	<b>15A01</b>	Area Covered under Plantation {Hectares}	57,103	66,815	117
37	(ii)	<b>15A02</b>	Seedlings planted {Number}	3,71,17,000	4,43,56,800	120
			<b><u>Rural roads - PMGSY</u></b>			
38	(i)	<b>17A01</b>	Length of road constructed {Kilometer}	3,000	3,113	104
			<b><u>Deendyal Upadhyaya Gram Jyoti Yojana (DDUGJY)</u></b>			
39	(i)	<b>18B01</b>	Villages electrified {Number}	246	261	106
			<b><u>Energising pump sets</u></b>			
40	(i)	<b>18D01</b>	Pumps sets energized {Number}	30,000	29,536	98
			<b><u>Supply of Electricity</u></b>			
41	(i)	<b>18E02</b>	Electricity supplied {Million Units}	67,838	67,415	99

**Note:**

\* - Target Not Received.

\*\* - Non-Targetable.

**1 Very Good(90% or above of targets)**

01F01, 01F03, 05A02, 05E02, 06B01, 07A03, 07A04, 10A02, 12A01, 12B01, 15A01, 15A02, 17A01, 18B01, 18D01, 18E02

**2 Good(Between 80% to 90% targets)**

01F02

**3 Poor(Below 80% of targets)**

06A01

**SIKKIM**

Sl. No.	Sub.Sl. No.	Item Code	Item/Parameter Name {Units}	Target April 2010-March 2017	Achievement April 2010-March 2017	Percent Achievement
(1)	(2)	(3)	(4)	(5)	(6)	(6)/(5)
<b><u>Employment generation under the NREG Scheme</u></b>						
1	(i)	<b>01A01</b>	No. of job cards issued {Number}	**	816	
2	(ii)	<b>01A02</b>	Employment generated {Number}	**	45,38,482	
3	(iii)	<b>01A03</b>	Wages given {Rupees}	**	1,01,33,00,000	
<b><u>National Rural Livelihood Mission (NRLM)</u></b>						
4	(i)	<b>01F01</b>	Number of SHGs promoted (new and revived) during the financial year {Number}	1,255	826	66
5	(ii)	<b>01F02</b>	Number of SHGs provided Revolving Fund (RF) during the financial year {Number}	1,166	836	72
6	(iii)	<b>01F03</b>	Number of SHGs provided Community Investment Fund (CIF) during the financial year {Number}	300	0	0
<b><u>Distribution of waste land to the landless</u></b>						
7	(i)	<b>03E01</b>	Total Land Distributed {Hectare}	**	0	
8	(ii)	<b>03E02</b>	Land Distributed to SC {Hectare}	**	0	
9	(iii)	<b>03E03</b>	Land Distributed to ST {Hectare}	**	0	
10	(iv)	<b>03E04</b>	Land Distributed to Others {Hectare}	**	0	
<b><u>Minimum Wages Enforcement (including Farm Labour)</u></b>						
11	(i)	<b>04B01</b>	Agriculture and Farm Workers: Inspections made {Number}	**	0	
12	(ii)	<b>04B02</b>	Agriculture and Farm Workers: Irregularities detected {Number}	**	0	
13	(iii)	<b>04B03</b>	Agriculture and Farm Workers: Irregularities rectified {Number}	**	0	
14	(iv)	<b>04B04</b>	Agriculture and Farm Workers: Claims filed {Number}	**	0	
15	(v)	<b>04B05</b>	Agriculture and Farm Workers: Claims settled {Number}	**	0	
16	(vi)	<b>04B06</b>	Agriculture and Farm Workers: Prosecution cases Pending {Number}	**	0	
17	(vii)	<b>04B07</b>	Agriculture and Farm Workers: Prosecution cases filed {Number}	**	0	
18	(viii)	<b>04B08</b>	Agriculture and Farm Workers: Prosecution cases decided {Number}	**	0	
19	(ix)	<b>04B10</b>	Agriculture and Farm Workers: Others {Number}	**	0	
<b><u>Food security-Targeted Public Distribution system (APL+BPL+AAAY)</u></b>						
20	(i)	<b>05A02</b>	Off take {Tonnes}	44,328	45,276	102
<b><u>Food security-Targeted Public Distribution system (only AAAY)</u></b>						
21	(i)	<b>05B02</b>	Off take {Tonnes}	*	0	
<b><u>Food Security - Targeted Public Distribution System (Only BPL)</u></b>						
22	(i)	<b>05D02</b>	Off take {Tonnes}	*	0	
<b><u>Food Security:National Food Security Act(Normal)-NFSA</u></b>						
23	(i)	<b>05E02</b>	Off take {Tonnes}	26,351	26,392	100
<b><u>Food Security:National Food Security Act(Tide Over)-NFSA</u></b>						
24	(i)	<b>05F02</b>	Off take {Tonnes}	17,977	18,884	105
<b><u>Rural Housing - Pradhan Mantri Awaas Yojana (Grameen)</u></b>						
25	(i)	<b>06A01</b>	Houses constructed {Number}	1,957	754	39
<b><u>EWS/LIG Houses in Urban Areas</u></b>						
26	(i)	<b>06B01</b>	Houses constructed {Number}	33	0	0
<b><u>Rural Areas: National Rural Drinking Water Programme (NRDWP)</u></b>						
27	(i)	<b>07A03</b>	Partially Covered Habitations {Number}	40	14	35
<b><u>Sanitation Programme in Rural Areas</u></b>						
28	(i)	<b>08D01</b>	Individual Household latrines constructed {Number}	**	0	
<b><u>Institutional Delivery</u></b>						

**SIKKIM**

Sl. No.	Sub.Sl. No.	Item Code	Item/Parameter Name {Units}	Target April 2016-March 2017	Achievement April 2016-March 2017	Percent Achievement
(1)	(2)	(3)	(4)	(5)	(6)	(6)/(5)
29	(i)	<b>08E01</b>	Delivery in institutions {Number}	**	7,005	
			<b><u>SC Families assisted</u></b>			
30	(i)	<b>10A02</b>	SC families assisted under SCA to SCSP & NSFDC {Number}	120	271	226
			<b><u>SC families assisted - SC students assisted under post matric scholarship</u></b>			
31	(i)	<b>10A03</b>	SC students assisted under post matric scholarship {Number}	**	672	
			<b><u>Universalization of ICDS Scheme</u></b>			
32	(i)	<b>12A01</b>	ICDS Blocks Operational (Cumulative) {Number}	13	13	100
			<b><u>Functional Anganwadis</u></b>			
33	(i)	<b>12B01</b>	Anganwadis Functional (Cumulative) {Number}	1,308	1,296	99
			<b><u>No. of Urban poor families assisted under Seven Point Charter</u></b>			
34	(i)	<b>14A01</b>	Poor Families assisted {Number}	**	2,067	
			<b><u>Afforestation ( Public and Forest Lands)</u></b>			
35	(i)	<b>15A01</b>	Area Covered under Plantation {Hectares}	4,095	3,376	82
36	(ii)	<b>15A02</b>	Seedlings planted {Number}	26,62,000	22,98,883	86
			<b><u>Rural roads - PMGSY</u></b>			
37	(i)	<b>17A01</b>	Length of road constructed {Kilometer}	150	247	165
			<b><u>Supply of Electricity</u></b>			
38	(i)	<b>18E02</b>	Electricity supplied {Million Units}	475	475	100

**Note:**

\* - Target Not Received.

\*\* - Non-Targetable.

**1 Very Good(90% or above of targets)**

05A02, 05E02, 05F02, 10A02, 12A01, 12B01, 17A01, 18E02

**2 Good(Between 80% to 90% targets)**

15A01, 15A02

**3 Poor(Below 80% of targets)**

01F01, 01F02, 01F03, 06A01, 06B01, 07A03

**TAMIL NADU**

Sl. No.	Sub.Sl. No.	Item Code	Item/Parameter Name {Units}	Target April 2016-March 2017	Achievement April 2016-March 2017	Percent Achievement
(1)	(2)	(3)	(4)	(5)	(6)	(6)/(5)
<b><u>Employment generation under the NREG Scheme</u></b>						
1	(i)	<b>01A01</b>	No. of job cards issued {Number}	**	1,25,439	
2	(ii)	<b>01A02</b>	Employment generated {Number}	**	39,80,00,000	
3	(iii)	<b>01A03</b>	Wages given {Rupees}	**	55,49,69,90,000	
<b><u>National Rural Livelihood Mission (NRLM)</u></b>						
4	(i)	<b>01F01</b>	Number of SHGs promoted (new and revived) during the financial year {Number}	6,000	15,171	253
5	(ii)	<b>01F02</b>	Number of SHGs provided Revolving Fund (RF) during the financial year {Number}	250	9,534	3,814
6	(iii)	<b>01F03</b>	Number of SHGs provided Community Investment Fund (CIF) during the financial year {Number}	6,000	6,933	116
<b><u>Distribution of waste land to the landless</u></b>						
7	(i)	<b>03E01</b>	Total Land Distributed {Hectare}	**	0	
8	(ii)	<b>03E02</b>	Land Distributed to SC {Hectare}	**	0	
9	(iii)	<b>03E03</b>	Land Distributed to ST {Hectare}	**	0	
10	(iv)	<b>03E04</b>	Land Distributed to Others {Hectare}	**	0	
<b><u>Minimum Wages Enforcement (including Farm Labour)</u></b>						
11	(i)	<b>04B01</b>	Agriculture and Farm Workers: Inspections made {Number}	**	87,724	
12	(ii)	<b>04B02</b>	Agriculture and Farm Workers: Irregularities detected {Number}	**	225	
13	(iii)	<b>04B03</b>	Agriculture and Farm Workers: Irregularities rectified {Number}	**	2	
14	(iv)	<b>04B04</b>	Agriculture and Farm Workers: Claims filed {Number}	**	985	
15	(v)	<b>04B05</b>	Agriculture and Farm Workers: Claims settled {Number}	**	796	
16	(vi)	<b>04B06</b>	Agriculture and Farm Workers: Prosecution cases Pending {Number}	**	1,639	
17	(vii)	<b>04B07</b>	Agriculture and Farm Workers: Prosecution cases filed {Number}	**	180	
18	(viii)	<b>04B08</b>	Agriculture and Farm Workers: Prosecution cases decided {Number}	**	158	
19	(ix)	<b>04B10</b>	Agriculture and Farm Workers: Others {Number}	**	0	
<b><u>Food security-Targeted Public Distribution system (APL+BPL+AAAY)</u></b>						
20	(i)	<b>05A02</b>	Off take {Tonnes}	37,04,048	37,76,229	102
<b><u>Food security-Targeted Public Distribution system (only AAAY)</u></b>						
21	(i)	<b>05B02</b>	Off take {Tonnes}	4,56,834	5,16,675	113
<b><u>Food Security - Targeted Public Distribution System (Only BPL)</u></b>						
22	(i)	<b>05D02</b>	Off take {Tonnes}	7,34,552	8,02,777	109
<b><u>Food Security:National Food Security Act(Normal)-NFSA</u></b>						
23	(i)	<b>05E02</b>	Off take {Tonnes}	10,10,570	9,30,677	92
<b><u>Food Security:National Food Security Act(Tide Over)-NFSA</u></b>						
24	(i)	<b>05F02</b>	Off take {Tonnes}	5,21,826	5,26,803	101
<b><u>Rural Housing - Pradhan Mantri Awaas Yojana (Grameen)</u></b>						
25	(i)	<b>06A01</b>	Houses constructed {Number}	1,76,338	144880	82
<b><u>EWS/LIG Houses in Urban Areas</u></b>						
26	(i)	<b>06B01</b>	Houses constructed {Number}	13,138	13,340	102
<b><u>Rural Areas: National Rural Drinking Water Programme (NRDWP)</u></b>						
27	(i)	<b>07A03</b>	Partially Covered Habitations {Number}	2,918	2,854	98
28	(ii)	<b>07A04</b>	Coverage of quality affected habitations {Number}	351	56	16
<b><u>Sanitation Programme in Rural Areas</u></b>						

**TAMIL NADU**

Sl. No.	Sub.Sl. No.	Item Code	Item/Parameter Name {Units}	Target April 2016-March 2017	Achievement April 2016-March 2017	Percent Achievement
(1)	(2)	(3)	(4)	(5)	(6)	(6)/(5)
29	(i)	<b>08D01</b>	Individual Household latrines constructed {Number}	**	4,78,642	
			<b><u>Institutional Delivery</u></b>			
30	(i)	<b>08E01</b>	Delivery in institutions {Number}	**	9,09,057	
			<b><u>SC Families assisted</u></b>			
31	(i)	<b>10A02</b>	SC families assisted under SCA to SCSP & NSFDC {Number}	13,129	14,682	112
			<b><u>SC families assisted - SC students assisted under post matric scholarship</u></b>			
32	(i)	<b>10A03</b>	SC students assisted under post matric scholarship {Number}	**	7,65,182	
			<b><u>Universalization of ICDS Scheme</u></b>			
33	(i)	<b>12A01</b>	ICDS Blocks Operational (Cumulative) {Number}	434	434	100
			<b><u>Functional Anganwadis</u></b>			
34	(i)	<b>12B01</b>	Anganwadis Functional (Cumulative) {Number}	54,439	54,439	100
			<b><u>No. of Urban poor families assisted under Seven Point Charter</u></b>			
35	(i)	<b>14A01</b>	Poor Families assisted {Number}	**	2,899	
			<b><u>Afforestation ( Public and Forest Lands)</u></b>			
36	(i)	<b>15A01</b>	Area Covered under Plantation {Hectares}	70,235	39,790	57
37	(ii)	<b>15A02</b>	Seedlings planted {Number}	4,56,53,000	2,58,62,924	57
			<b><u>Rural roads - PMGSY</u></b>			
38	(i)	<b>17A01</b>	Length of road constructed {Kilometer}	800	883	110
			<b><u>Deendyal Upadhvaya Gram Jyoti Yojana (DDUGJY)</u></b>			
39	(i)	<b>18B01</b>	Villages electrified {Number}	*	0	
			<b><u>Energising pump sets</u></b>			
40	(i)	<b>18D01</b>	Pumps sets energized {Number}	10,000	12,625	126
			<b><u>Supply of Electricity</u></b>			
41	(i)	<b>18E02</b>	Electricity supplied {Million Units}	1,04,511	1,04,487	100

**Note:**

\* - Target Not Received.

\*\* - Non-Targetable.

**1 Very Good(90% or above of targets)**

01F01, 01F02, 01F03, 05A02, 05B02, 05D02, 05E02, 05F02, 06B01, 07A03, 10A02, 12A01, 12B01, 17A01, 18D01, 18E02

**2 Poor(Below 80% of targets)**

06A01, 07A04, 15A01, 15A02

**TELANGANA**

Sl. No.	Sub.Sl. No.	Item Code	Item/Parameter Name {Units}	Target April 2016-March 2017	Achievement April 2016-March 2017	Percent Achievement
(1)	(2)	(3)	(4)	(5)	(6)	(6)/(5)
<b><u>Employment generation under the NREG Scheme</u></b>						
1	(i)	<b>01A01</b>	No. of job cards issued {Number}	**	1,32,045	
2	(ii)	<b>01A02</b>	Employment generated {Number}	**	10,68,13,000	
3	(iii)	<b>01A03</b>	Wages given {Rupees}	**	14,23,43,02,000	
<b><u>National Rural Livelihood Mission (NRLM)</u></b>						
4	(i)	<b>01F01</b>	Number of SHGs promoted (new and revived) during the financial year {Number}	4,000	0	0
5	(ii)	<b>01F02</b>	Number of SHGs provided Revolving Fund (RF) during the financial year {Number}	*	0	
6	(iii)	<b>01F03</b>	Number of SHGs provided Community Investment Fund (CIF) during the financial year {Number}	*	0	
<b><u>Distribution of waste land to the landless</u></b>						
7	(i)	<b>03E01</b>	Total Land Distributed {Hectare}	**	1,000	
8	(ii)	<b>03E02</b>	Land Distributed to SC {Hectare}	**	1,000	
9	(iii)	<b>03E03</b>	Land Distributed to ST {Hectare}	**	0	
10	(iv)	<b>03E04</b>	Land Distributed to Others {Hectare}	**	0	
<b><u>Minimum Wages Enforcement (including Farm Labour)</u></b>						
11	(i)	<b>04B01</b>	Agriculture and Farm Workers: Inspections made {Number}	**	0	
12	(ii)	<b>04B02</b>	Agriculture and Farm Workers: Irregularities detected {Number}	**	0	
13	(iii)	<b>04B03</b>	Agriculture and Farm Workers: Irregularities rectified {Number}	**	0	
14	(iv)	<b>04B04</b>	Agriculture and Farm Workers: Claims filed {Number}	**	0	
15	(v)	<b>04B05</b>	Agriculture and Farm Workers: Claims settled {Number}	**	0	
16	(vi)	<b>04B06</b>	Agriculture and Farm Workers: Prosecution cases Pending {Number}	**	0	
17	(vii)	<b>04B07</b>	Agriculture and Farm Workers: Prosecution cases filed {Number}	**	0	
18	(viii)	<b>04B08</b>	Agriculture and Farm Workers: Prosecution cases decided {Number}	**	0	
19	(ix)	<b>04B10</b>	Agriculture and Farm Workers: Others {Number}	**	0	
<b><u>Food security-Targeted Public Distribution system (APL+BPL+AAAY)</u></b>						
20	(i)	<b>05A02</b>	Off take {Tonnes}	13,38,000	13,35,149	100
<b><u>Food security-Targeted Public Distribution system (only AAAY)</u></b>						
21	(i)	<b>05B02</b>	Off take {Tonnes}	*	0	
<b><u>Food Security - Targeted Public Distribution System (Only BPL)</u></b>						
22	(i)	<b>05D02</b>	Off take {Tonnes}	*	0	
<b><u>Food Security:National Food Security Act(Normal)-NFSA</u></b>						
23	(i)	<b>05E02</b>	Off take {Tonnes}	12,96,048	13,00,240	100
<b><u>Food Security:National Food Security Act(Tide Over)-NFSA</u></b>						
24	(i)	<b>05F02</b>	Off take {Tonnes}	41,952	34,909	83
<b><u>Rural Housing - Pradhan Mantri Awaas Yojana (Grameen)</u></b>						
25	(i)	<b>06A01</b>	Houses constructed {Number}	50,959	2,759	5
<b><u>EWS/LIG Houses in Urban Areas</u></b>						
26	(i)	<b>06B01</b>	Houses constructed {Number}	9,883	798	8
<b><u>Rural Areas: National Rural Drinking Water Programme (NRDWP)</u></b>						
27	(i)	<b>07A03</b>	Partially Covered Habitations {Number}	735	1,081	147
28	(ii)	<b>07A04</b>	Coverage of quality affected habitations {Number}	180	40	22
<b><u>Sanitation Programme in Rural Areas</u></b>						



**TELANGANA**

Sl. No.	Sub.Sl. No.	Item Code	Item/Parameter Name {Units}	Target April 2016-March 2017	Achievement April 2016-March 2017	Percent Achievement
(1)	(2)	(3)	(4)	(5)	(6)	(6)/(5)
29	(i)	<b>08D01</b>	Individual Household latrines constructed {Number}	**	2,48,264	
			<b><u>Institutional Delivery</u></b>			
30	(i)	<b>08E01</b>	Delivery in institutions {Number}	**	5,53,103	
			<b><u>SC Families assisted</u></b>			
31	(i)	<b>10A02</b>	SC families assisted under SCA to SCSP & NSFDC {Number}	4,096	2,438	60
			<b><u>SC families assisted - SC students assisted under post matric scholarship</u></b>			
32	(i)	<b>10A03</b>	SC students assisted under post matric scholarship {Number}	**	2,41,245	
			<b><u>Universalization of ICDS Scheme</u></b>			
33	(i)	<b>12A01</b>	ICDS Blocks Operational (Cumulative) {Number}	149	149	100
			<b><u>Functional Anganwadis</u></b>			
34	(i)	<b>12B01</b>	Anganwadis Functional (Cumulative) {Number}	35,700	35,634	100
			<b><u>No. of Urban poor families assisted under Seven Point Charter</u></b>			
35	(i)	<b>14A01</b>	Poor Families assisted {Number}	**	5,833	
			<b><u>Afforestation ( Public and Forest Lands)</u></b>			
36	(i)	<b>15A01</b>	Area Covered under Plantation {Hectares}	80,446	4,38,059	545
37	(ii)	<b>15A02</b>	Seedlings planted {Number}	5,22,90,000	36,80,62,000	704
			<b><u>Rural roads - PMGSY</u></b>			
38	(i)	<b>17A01</b>	Length of road constructed {Kilometer}	900	409	45
			<b><u>Energising pump sets</u></b>			
39	(i)	<b>18D01</b>	Pumps sets energized {Number}	25,148	1,17,277	466
			<b><u>Supply of Electricity</u></b>			
40	(i)	<b>18E02</b>	Electricity supplied {Million Units}	53,030	53,018	100

**Note:**

\* - Target Not Received.

\*\* - Non-Targetable.

**1 Very Good(90% or above of targets)**

05A02, 05E02, 07A03, 12A01, 12B01, 15A01, 15A02, 18D01, 18E02

**2 Good(Between 80% to 90% targets)**

05F02

**3 Poor(Below 80% of targets)**

01F01, 06A01, 06B01, 07A04, 10A02, 17A01

**TRIPURA**

Sl. No.	Sub.Sl. No.	Item Code	Item/Parameter Name {Units}	Target April 2016-March 2017	Achievement April 2016-March 2017	Percent Achievement
(1)	(2)	(3)	(4)	(5)	(6)	(6)/(5)
<b><u>Employment generation under the NREG Scheme</u></b>						
1	(i)	<b>01A01</b>	No. of job cards issued {Number}	**	0	
2	(ii)	<b>01A02</b>	Employment generated {Number}	**	0	
3	(iii)	<b>01A03</b>	Wages given {Rupees}	**	0	
<b><u>National Rural Livelihood Mission (NRLM)</u></b>						
4	(i)	<b>01F01</b>	Number of SHGs promoted (new and revived) during the financial year {Number}	2,700	1,671	62
5	(ii)	<b>01F02</b>	Number of SHGs provided Revolving Fund (RF) during the financial year {Number}	2,172	1,239	57
6	(iii)	<b>01F03</b>	Number of SHGs provided Community Investment Fund (CIF) during the financial year {Number}	1,595	444	28
<b><u>Distribution of waste land to the landless</u></b>						
7	(i)	<b>03E01</b>	Total Land Distributed {Hectare}	**	0	
8	(ii)	<b>03E02</b>	Land Distributed to SC {Hectare}	**	0	
9	(iii)	<b>03E03</b>	Land Distributed to ST {Hectare}	**	0	
10	(iv)	<b>03E04</b>	Land Distributed to Others {Hectare}	**	0	
<b><u>Minimum Wages Enforcement (including Farm Labour)</u></b>						
11	(i)	<b>04B01</b>	Agriculture and Farm Workers: Inspections made {Number}	**	0	
12	(ii)	<b>04B02</b>	Agriculture and Farm Workers: Irregularities detected {Number}	**	0	
13	(iii)	<b>04B03</b>	Agriculture and Farm Workers: Irregularities rectified {Number}	**	0	
14	(iv)	<b>04B04</b>	Agriculture and Farm Workers: Claims filed {Number}	**	0	
15	(v)	<b>04B05</b>	Agriculture and Farm Workers: Claims settled {Number}	**	0	
16	(vi)	<b>04B06</b>	Agriculture and Farm Workers: Prosecution cases Pending {Number}	**	0	
17	(vii)	<b>04B07</b>	Agriculture and Farm Workers: Prosecution cases filed {Number}	**	0	
18	(viii)	<b>04B08</b>	Agriculture and Farm Workers: Prosecution cases decided {Number}	**	0	
19	(ix)	<b>04B10</b>	Agriculture and Farm Workers: Others {Number}	**	0	
<b><u>Food security-Targeted Public Distribution system (APL+BPL+AAAY)</u></b>						
20	(i)	<b>05A02</b>	Off take {Tonnes}	2,79,016	2,61,211	94
<b><u>Food security-Targeted Public Distribution system (only AAAY)</u></b>						
21	(i)	<b>05B02</b>	Off take {Tonnes}	*	0	
<b><u>Food Security - Targeted Public Distribution System (Only BPL)</u></b>						
22	(i)	<b>05D02</b>	Off take {Tonnes}	*	0	
<b><u>Food Security:National Food Security Act(Normal)-NFSA</u></b>						
23	(i)	<b>05E02</b>	Off take {Tonnes}	1,74,293	1,53,489	88
<b><u>Food Security:National Food Security Act(Tide Over)-NFSA</u></b>						
24	(i)	<b>05F02</b>	Off take {Tonnes}	1,04,723	1,07,722	103
<b><u>Rural Housing - Pradhan Mantri Awaas Yojana (Grameen)</u></b>						
25	(i)	<b>06A01</b>	Houses constructed {Number}	23,730	7,084	30
<b><u>EWS/LIG Houses in Urban Areas</u></b>						
26	(i)	<b>06B01</b>	Houses constructed {Number}	*	0	
<b><u>Rural Areas: National Rural Drinking Water Programme (NRDWP)</u></b>						
27	(i)	<b>07A03</b>	Partially Covered Habitations {Number}	41	71	173
28	(ii)	<b>07A04</b>	Coverage of quality affected habitations {Number}	524	174	33
<b><u>Sanitation Programme in Rural Areas</u></b>						

**TRIPURA**

Sl. No.	Sub.Sl. No.	Item Code	Item/Parameter Name {Units}	Target April 2016-March 2017	Achievement April 2016-March 2017	Percent Achievement
(1)	(2)	(3)	(4)	(5)	(6)	(6)/(5)
29	(i)	<b>08D01</b>	Individual Household latrines constructed {Number}	**	25,009	
			<b><u>Institutional Delivery</u></b>			
30	(i)	<b>08E01</b>	Delivery in institutions {Number}	**	0	
			<b><u>SC Families assisted</u></b>			
31	(i)	<b>10A02</b>	SC families assisted under SCA to SCSP & NSFDC {Number}	1,806	722	40
			<b><u>SC families assisted - SC students assisted under post matric scholarship</u></b>			
32	(i)	<b>10A03</b>	SC students assisted under post matric scholarship {Number}	**	0	
			<b><u>Universalization of ICDS Scheme</u></b>			
33	(i)	<b>12A01</b>	ICDS Blocks Operational (Cumulative) {Number}	56	56	100
			<b><u>Functional Anganwadis</u></b>			
34	(i)	<b>12B01</b>	Anganwadis Functional (Cumulative) {Number}	10,145	10,145	100
			<b><u>No. of Urban poor families assisted under Seven Point Charter</u></b>			
35	(i)	<b>14A01</b>	Poor Families assisted {Number}	**	0	
			<b><u>Afforestation ( Public and Forest Lands)</u></b>			
36	(i)	<b>15A01</b>	Area Covered under Plantation {Hectares}	16,280	4,070	25
37	(ii)	<b>15A02</b>	Seedlings planted {Number}	1,05,82,000	4,33,31,000	409
			<b><u>Rural roads - PMGSY</u></b>			
38	(i)	<b>17A01</b>	Length of road constructed {Kilometer}	400	406	101
			<b><u>Deendyal Upadhyaya Gram Jyoti Yojana (DDUGJY)</u></b>			
39	(i)	<b>18B01</b>	Villages electrified {Number}	17	6	35
			<b><u>Supply of Electricity</u></b>			
40	(i)	<b>18E02</b>	Electricity supplied {Million Units}	1,644	1,621	99

**Note:**

\* - Target Not Received.

\*\* - Non-Targetable.

**1 Very Good(90% or above of targets)**

05A02, 05F02, 07A03, 12A01, 12B01, 15A02, 17A01, 18E02

**2 Good(Between 80% to 90% targets)**

05E02

**3 Poor(Below 80% of targets)**

01F01, 01F02, 01F03, 06A01, 07A04, 10A02, 15A01, 18B01

**UTTARAKHAND**

Sl. No.	Sub.Sl. No.	Item Code	Item/Parameter Name {Units}	Target April 2016-March 2017	Achievement April 2016-March 2017	Percent Achievement
(1)	(2)	(3)	(4)	(5)	(6)	(6)/(5)
<b><u>Employment generation under the NREG Scheme</u></b>						
1	(i)	<b>01A01</b>	No. of job cards issued {Number}	**	9,280	
2	(ii)	<b>01A02</b>	Employment generated {Number}	**	2,36,18,200	
3	(iii)	<b>01A03</b>	Wages given {Rupees}	**	5,08,93,67,000	
<b><u>National Rural Livelihood Mission (NRLM)</u></b>						
4	(i)	<b>01F01</b>	Number of SHGs promoted (new and revived) during the financial year {Number}	2,785	2,471	89
5	(ii)	<b>01F02</b>	Number of SHGs provided Revolving Fund (RF) during the financial year {Number}	2,104	1,544	73
6	(iii)	<b>01F03</b>	Number of SHGs provided Community Investment Fund (CIF) during the financial year {Number}	737	750	102
<b><u>Distribution of waste land to the landless</u></b>						
7	(i)	<b>03E01</b>	Total Land Distributed {Hectare}	**	0	
8	(ii)	<b>03E02</b>	Land Distributed to SC {Hectare}	**	0	
9	(iii)	<b>03E03</b>	Land Distributed to ST {Hectare}	**	0	
10	(iv)	<b>03E04</b>	Land Distributed to Others {Hectare}	**	0	
<b><u>Minimum Wages Enforcement (including Farm Labour)</u></b>						
11	(i)	<b>04B01</b>	Agriculture and Farm Workers: Inspections made {Number}	**	0	
12	(ii)	<b>04B02</b>	Agriculture and Farm Workers: Irregularities detected {Number}	**	0	
13	(iii)	<b>04B03</b>	Agriculture and Farm Workers: Irregularities rectified {Number}	**	0	
14	(iv)	<b>04B04</b>	Agriculture and Farm Workers: Claims filed {Number}	**	0	
15	(v)	<b>04B05</b>	Agriculture and Farm Workers: Claims settled {Number}	**	0	
16	(vi)	<b>04B06</b>	Agriculture and Farm Workers: Prosecution cases Pending {Number}	**	0	
17	(vii)	<b>04B07</b>	Agriculture and Farm Workers: Prosecution cases filed {Number}	**	0	
18	(viii)	<b>04B08</b>	Agriculture and Farm Workers: Prosecution cases decided {Number}	**	0	
19	(ix)	<b>04B10</b>	Agriculture and Farm Workers: Others {Number}	**	0	
<b><u>Food security-Targeted Public Distribution system (APL+BPL+AAAY)</u></b>						
20	(i)	<b>05A02</b>	Off take {Tonnes}	5,02,996	4,95,443	98
<b><u>Food security-Targeted Public Distribution system (only AAAY)</u></b>						
21	(i)	<b>05B02</b>	Off take {Tonnes}	*	0	
<b><u>Food Security - Targeted Public Distribution System (Only BPL)</u></b>						
22	(i)	<b>05D02</b>	Off take {Tonnes}	*	0	
<b><u>Food Security:National Food Security Act(Normal)-NFSA</u></b>						
23	(i)	<b>05E02</b>	Off take {Tonnes}	4,01,460	3,98,549	99
<b><u>Food Security:National Food Security Act(Tide Over)-NFSA</u></b>						
24	(i)	<b>05F02</b>	Off take {Tonnes}	1,01,536	96,894	95
<b><u>Rural Housing - Pradhan Mantri Awaas Yojana (Grameen)</u></b>						
25	(i)	<b>06A01</b>	Houses constructed {Number}	10,861	8,710	80
<b><u>EWS/LIG Houses in Urban Areas</u></b>						
26	(i)	<b>06B01</b>	Houses constructed {Number}	1,772	0	0
<b><u>Rural Areas: National Rural Drinking Water Programme (NRDWP)</u></b>						
27	(i)	<b>07A03</b>	Partially Covered Habitations {Number}	489	483	99
28	(ii)	<b>07A04</b>	Coverage of quality affected habitations {Number}	6	2	33
<b><u>Sanitation Programme in Rural Areas</u></b>						

**UTTARAKHAND**

Sl. No.	Sub.Sl. No.	Item Code	Item/Parameter Name {Units}	Target April 2016-March 2017	Achievement April 2016-March 2017	Percent Achievement
(1)	(2)	(3)	(4)	(5)	(6)	(6)/(5)
29	(i)	<b>08D01</b>	Individual Household latrines constructed {Number}	**	2,94,432	
			<b><u>Institutional Delivery</u></b>			
30	(i)	<b>08E01</b>	Delivery in institutions {Number}	**	1,16,013	
			<b><u>SC Families assisted</u></b>			
31	(i)	<b>10A02</b>	SC families assisted under SCA to SCSP & NSFDC {Number}	1,459	1,503	103
			<b><u>SC families assisted - SC students assisted under post matric scholarship</u></b>			
32	(i)	<b>10A03</b>	SC students assisted under post matric scholarship {Number}	**	0	
			<b><u>Universalization of ICDS Scheme</u></b>			
33	(i)	<b>12A01</b>	ICDS Blocks Operational (Cumulative) {Number}	105	105	100
			<b><u>Functional Anganwadis</u></b>			
34	(i)	<b>12B01</b>	Anganwadis Functional (Cumulative) {Number}	20,067	19,649	98
			<b><u>No. of Urban poor families assisted under Seven Point Charter</u></b>			
35	(i)	<b>14A01</b>	Poor Families assisted {Number}	**	0	
			<b><u>Afforestation ( Public and Forest Lands)</u></b>			
36	(i)	<b>15A01</b>	Area Covered under Plantation {Hectares}	17,268	18,251	106
37	(ii)	<b>15A02</b>	Seedlings planted {Number}	1,12,24,000	1,66,58,000	148
			<b><u>Rural roads - PMGSY</u></b>			
38	(i)	<b>17A01</b>	Length of road constructed {Kilometer}	1,000	1,989	199
			<b><u>Deendyal Upadhvaya Gram Jyoti Yojana (DDUGJY)</u></b>			
39	(i)	<b>18B01</b>	Villages electrified {Number}	76	26	34
			<b><u>Energising pump sets</u></b>			
40	(i)	<b>18D01</b>	Pumps sets energized {Number}	700	1,429	204
			<b><u>Supply of Electricity</u></b>			
41	(i)	<b>18E02</b>	Electricity supplied {Million Units}	13,069	12,986	99

**Note:**

\* - Target Not Received.

\*\* - Non-Targetable.

**1 Very Good(90% or above of targets)**

01F03, 05A02, 05E02, 05F02, 07A03, 10A02, 12A01, 12B01, 15A01, 15A02, 17A01, 18D01, 18E02

**2 Good(Between 80% to 90% targets)**

01F01

**3 Poor(Below 80% of targets)**

01F02, 06A01, 06B01, 07A04, 18B01

**UTTAR PRADESH**

Sl. No.	Sub.Sl. No.	Item Code	Item/Parameter Name {Units}	Target April 2010-March 2017	Achievement April 2010-March 2017	Percent Achievement
(1)	(2)	(3)	(4)	(5)	(6)	(6)/(5)
<b><u>Employment generation under the NREG Scheme</u></b>						
1	(i)	<b>01A01</b>	No. of job cards issued {Number}	**	0	
2	(ii)	<b>01A02</b>	Employment generated {Number}	**	15,81,62,911	
3	(iii)	<b>01A03</b>	Wages given {Rupees}	**	33,25,15,63,000	
<b><u>National Rural Livelihood Mission (NRLM)</u></b>						
4	(i)	<b>01F01</b>	Number of SHGs promoted (new and revived) during the financial year {Number}	52,690	21,014	40
5	(ii)	<b>01F02</b>	Number of SHGs provided Revolving Fund (RF) during the financial year {Number}	38,001	17,363	46
6	(iii)	<b>01F03</b>	Number of SHGs provided Community Investment Fund (CIF) during the financial year {Number}	14,800	11,297	76
<b><u>Distribution of waste land to the landless</u></b>						
7	(i)	<b>03E01</b>	Total Land Distributed {Hectare}	**	2,024	
8	(ii)	<b>03E02</b>	Land Distributed to SC {Hectare}	**	668	
9	(iii)	<b>03E03</b>	Land Distributed to ST {Hectare}	**	2	
10	(iv)	<b>03E04</b>	Land Distributed to Others {Hectare}	**	1,354	
<b><u>Minimum Wages Enforcement (including Farm Labour)</u></b>						
11	(i)	<b>04B01</b>	Agriculture and Farm Workers: Inspections made {Number}	**	0	
12	(ii)	<b>04B02</b>	Agriculture and Farm Workers: Irregularities detected {Number}	**	0	
13	(iii)	<b>04B03</b>	Agriculture and Farm Workers: Irregularities rectified {Number}	**	0	
14	(iv)	<b>04B04</b>	Agriculture and Farm Workers: Claims filed {Number}	**	0	
15	(v)	<b>04B05</b>	Agriculture and Farm Workers: Claims settled {Number}	**	0	
16	(vi)	<b>04B06</b>	Agriculture and Farm Workers: Prosecution cases Pending {Number}	**	0	
17	(vii)	<b>04B07</b>	Agriculture and Farm Workers: Prosecution cases filed {Number}	**	0	
18	(viii)	<b>04B08</b>	Agriculture and Farm Workers: Prosecution cases decided {Number}	**	0	
19	(ix)	<b>04B10</b>	Agriculture and Farm Workers: Others {Number}	**	0	
<b><u>Food security-Targeted Public Distribution system (APL+BPL+AAAY)</u></b>						
20	(i)	<b>05A02</b>	Off take {Tonnes}	93,52,305	91,72,495	98
<b><u>Food security-Targeted Public Distribution system (only AAY)</u></b>						
21	(i)	<b>05B02</b>	Off take {Tonnes}	*	11	
<b><u>Food Security - Targeted Public Distribution System (Only BPL)</u></b>						
22	(i)	<b>05D02</b>	Off take {Tonnes}	*	0	
<b><u>Food Security:National Food Security Act(Normal)-NFSA</u></b>						
23	(i)	<b>05E02</b>	Off take {Tonnes}	93,52,305	91,69,725	98
<b><u>Food Security:National Food Security Act(Tide Over)-NFSA</u></b>						
24	(i)	<b>05F02</b>	Off take {Tonnes}	*	2,759	
<b><u>Rural Housing - Pradhan Mantri Awaas Yojana (Grameen)</u></b>						
25	(i)	<b>06A01</b>	Houses constructed {Number}	5,75,258	478253	83
<b><u>EWS/LIG Houses in Urban Areas</u></b>						
26	(i)	<b>06B01</b>	Houses constructed {Number}	18,197	1,579	9
<b><u>Rural Areas: National Rural Drinking Water Programme (NRDWP)</u></b>						
27	(i)	<b>07A03</b>	Partially Covered Habitations {Number}	1,054	1,758	167
28	(ii)	<b>07A04</b>	Coverage of quality affected habitations {Number}	300	127	42
<b><u>Sanitation Programme in Rural Areas</u></b>						

**UTTAR PRADESH**

Sl. No.	Sub.Sl. No.	Item Code	Item/Parameter Name {Units}	Target April 2016-March 2017	Achievement April 2016-March 2017	Percent Achievement
(1)	(2)	(3)	(4)	(5)	(6)	(6)/(5)
29	(i)	<b>08D01</b>	Individual Household latrines constructed {Number}	**	11,92,351	
			<b><u>Institutional Delivery</u></b>			
30	(i)	<b>08E01</b>	Delivery in institutions {Number}	**	32,63,038	
			<b><u>SC Families assisted</u></b>			
31	(i)	<b>10A02</b>	SC families assisted under SCA to SCSP & NSFDC {Number}	36,565	43,323	118
			<b><u>SC families assisted - SC students assisted under post matric scholarship</u></b>			
32	(i)	<b>10A03</b>	SC students assisted under post matric scholarship {Number}	**	1,53,363	
			<b><u>Universalization of ICDS Scheme</u></b>			
33	(i)	<b>12A01</b>	ICDS Blocks Operational (Cumulative) {Number}	897	896	100
			<b><u>Functional Anganwadis</u></b>			
34	(i)	<b>12B01</b>	Anganwadis Functional (Cumulative) {Number}	1,90,145	1,87,538	99
			<b><u>No. of Urban poor families assisted under Seven Point Charter</u></b>			
35	(i)	<b>14A01</b>	Poor Families assisted {Number}	**	1,229	
			<b><u>Afforestation ( Public and Forest Lands)</u></b>			
36	(i)	<b>15A01</b>	Area Covered under Plantation {Hectares}	57,907	92,128	159
37	(ii)	<b>15A02</b>	Seedlings planted {Number}	3,76,40,000	7,11,93,399	189
			<b><u>Rural roads - PMGSY</u></b>			
38	(i)	<b>17A01</b>	Length of road constructed {Kilometer}	3,900	3,095	79
			<b><u>Deendyal Upadhyaya Gram Jyoti Yojana (DDUGJY)</u></b>			
39	(i)	<b>18B01</b>	Villages electrified {Number}	166	154	93
			<b><u>Energising pump sets</u></b>			
40	(i)	<b>18D01</b>	Pumps sets energized {Number}	22,058	19,520	88
			<b><u>Supply of Electricity</u></b>			
41	(i)	<b>18E02</b>	Electricity supplied {Million Units}	1,07,569	1,05,701	98

**Note:**

\* - Target Not Received.

\*\* - Non-Targetable.

**1 Very Good(90% or above of targets)**

05A02, 05E02, 07A03, 10A02, 12A01, 12B01, 15A01, 15A02, 18B01, 18E02

**2 Good(Between 80% to 90% targets)**

06A01, 18D01

**3 Poor(Below 80% of targets)**

01F01, 01F02, 01F03, 06B01, 07A04, 17A01

**WEST BENGAL**

Sl. No.	Sub.Sl. No.	Item Code	Item/Parameter Name {Units}	Target April 2010-March 2017	Achievement April 2010-March 2017	Percent Achievement
(1)	(2)	(3)	(4)	(5)	(6)	(6)/(5)
<b><u>Employment generation under the NREG Scheme</u></b>						
1	(i)	<b>01A01</b>	No. of job cards issued {Number}	**	2,57,013	
2	(ii)	<b>01A02</b>	Employment generated {Number}	**	23,25,64,000	
3	(iii)	<b>01A03</b>	Wages given {Rupees}	**	56,94,32,62,000	
<b><u>National Rural Livelihood Mission (NRLM)</u></b>						
4	(i)	<b>01F01</b>	Number of SHGs promoted (new and revived) during the financial year {Number}	46,456	25,172	54
5	(ii)	<b>01F02</b>	Number of SHGs provided Revolving Fund (RF) during the financial year {Number}	11,333	16,057	142
6	(iii)	<b>01F03</b>	Number of SHGs provided Community Investment Fund (CIF) during the financial year {Number}	10,515	15,714	149
<b><u>Distribution of waste land to the landless</u></b>						
7	(i)	<b>03E01</b>	Total Land Distributed {Hectare}	**	4,828	
8	(ii)	<b>03E02</b>	Land Distributed to SC {Hectare}	**	135	
9	(iii)	<b>03E03</b>	Land Distributed to ST {Hectare}	**	172	
10	(iv)	<b>03E04</b>	Land Distributed to Others {Hectare}	**	271	
<b><u>Minimum Wages Enforcement (including Farm Labour)</u></b>						
11	(i)	<b>04B01</b>	Agriculture and Farm Workers: Inspections made {Number}	**	1,187	
12	(ii)	<b>04B02</b>	Agriculture and Farm Workers: Irregularities detected {Number}	**	2,092	
13	(iii)	<b>04B03</b>	Agriculture and Farm Workers: Irregularities rectified {Number}	**	1,546	
14	(iv)	<b>04B04</b>	Agriculture and Farm Workers: Claims filed {Number}	**	6	
15	(v)	<b>04B05</b>	Agriculture and Farm Workers: Claims settled {Number}	**	43	
16	(vi)	<b>04B06</b>	Agriculture and Farm Workers: Prosecution cases Pending {Number}	**	7,129	
17	(vii)	<b>04B07</b>	Agriculture and Farm Workers: Prosecution cases filed {Number}	**	851	
18	(viii)	<b>04B08</b>	Agriculture and Farm Workers: Prosecution cases decided {Number}	**	435	
19	(ix)	<b>04B10</b>	Agriculture and Farm Workers: Others {Number}	**	0	
<b><u>Food security-Targeted Public Distribution system (APL+BPL+AAAY)</u></b>						
20	(i)	<b>05A02</b>	Off take {Tonnes}	37,92,065	35,16,467	93
<b><u>Food security-Targeted Public Distribution system (only AAY)</u></b>						
21	(i)	<b>05B02</b>	Off take {Tonnes}	*	7,221	
<b><u>Food Security - Targeted Public Distribution System (Only BPL)</u></b>						
22	(i)	<b>05D02</b>	Off take {Tonnes}	*	6,768	
<b><u>Food Security:National Food Security Act(Normal)-NFSA</u></b>						
23	(i)	<b>05E02</b>	Off take {Tonnes}	37,92,065	35,02,478	92
<b><u>Food Security:National Food Security Act(Tide Over)-NFSA</u></b>						
24	(i)	<b>05F02</b>	Off take {Tonnes}	*	0	
<b><u>Rural Housing - Pradhan Mantri Awaas Yojana (Grameen)</u></b>						
25	(i)	<b>06A01</b>	Houses constructed {Number}	4,36,512	421562	97
<b><u>EWS/LIG Houses in Urban Areas</u></b>						
26	(i)	<b>06B01</b>	Houses constructed {Number}	13,194	10,477	79
<b><u>Rural Areas: National Rural Drinking Water Programme (NRDWP)</u></b>						
27	(i)	<b>07A03</b>	Partially Covered Habitations {Number}	3,400	1,356	40
28	(ii)	<b>07A04</b>	Coverage of quality affected habitations {Number}	1,366	715	52
<b><u>Sanitation Programme in Rural Areas</u></b>						



**WEST BENGAL**

Sl. No.	Sub.Sl. No.	Item Code	Item/Parameter Name {Units}	Target April 2016-March 2017	Achievement April 2016-March 2017	Percent Achievement
(1)	(2)	(3)	(4)	(5)	(6)	(6)/(5)
29	(i)	<b>08D01</b>	Individual Household latrines constructed {Number}	**	19,83,000	
			<b><u>Institutional Delivery</u></b>			
30	(i)	<b>08E01</b>	Delivery in institutions {Number}	**	4,49,895	
			<b><u>SC Families assisted</u></b>			
31	(i)	<b>10A02</b>	SC families assisted under SCA to SCSP & NSFDC {Number}	19,974	25,907	130
			<b><u>SC families assisted - SC students assisted under post matric scholarship</u></b>			
32	(i)	<b>10A03</b>	SC students assisted under post matric scholarship {Number}	**	3,55,588	
			<b><u>Universalization of ICDS Scheme</u></b>			
33	(i)	<b>12A01</b>	ICDS Blocks Operational (Cumulative) {Number}	576	552	96
			<b><u>Functional Anganwadis</u></b>			
34	(i)	<b>12B01</b>	Anganwadis Functional (Cumulative) {Number}	1,19,481	1,26,815	106
			<b><u>No. of Urban poor families assisted under Seven Point Charter</u></b>			
35	(i)	<b>14A01</b>	Poor Families assisted {Number}	**	7,38,417	
			<b><u>Afforestation ( Public and Forest Lands)</u></b>			
36	(i)	<b>15A01</b>	Area Covered under Plantation {Hectares}	3,910	2,722	70
37	(ii)	<b>15A02</b>	Seedlings planted {Number}	25,42,000	27,50,700	108
			<b><u>Rural roads - PMGSY</u></b>			
38	(i)	<b>17A01</b>	Length of road constructed {Kilometer}	4,100	2,826	69
			<b><u>Deendyal Upadhyaya Gram Jyoti Yojana (DDUGJY)</u></b>			
39	(i)	<b>18B01</b>	Villages electrified {Number}	14	2	14
			<b><u>Energising pump sets</u></b>			
40	(i)	<b>18D01</b>	Pumps sets energized {Number}	422	3,568	845
			<b><u>Supply of Electricity</u></b>			
41	(i)	<b>18E02</b>	Electricity supplied {Million Units}	47,948	47,807	100

**Note:**

\* - Target Not Received.

\*\* - Non-Targetable.

**1 Very Good(90% or above of targets)**

01F02, 01F03, 05A02, 05E02, 06A01, 10A02, 12A01, 12B01, 15A02, 18D01, 18E02

**2 Poor(Below 80% of targets)**

01F01, 06B01, 07A03, 07A04, 15A01, 17A01, 18B01

**ANDAMAN AND NICOBAR ISLANDS**

Sl. No.	Sub.Sl. No.	Item Code	Item/Parameter Name {Units}	Target April 2010-March 2017	Achievement April 2010-March 2017	Percent Achievement
(1)	(2)	(3)	(4)	(5)	(6)	(6)/(5)
<b><u>Employment generation under the NREG Scheme</u></b>						
1	(i)	<b>01A01</b>	No. of job cards issued {Number}	**	824	
2	(ii)	<b>01A02</b>	Employment generated {Number}	**	4,30,868	
3	(iii)	<b>01A03</b>	Wages given {Rupees}	**	8,23,31,000	
<b><u>Distribution of waste land to the landless</u></b>						
4	(i)	<b>03E01</b>	Total Land Distributed {Hectare}	**	0	
5	(ii)	<b>03E02</b>	Land Distributed to SC {Hectare}	**	0	
6	(iii)	<b>03E03</b>	Land Distributed to ST {Hectare}	**	0	
7	(iv)	<b>03E04</b>	Land Distributed to Others {Hectare}	**	0	
<b><u>Minimum Wages Enforcement (including Farm Labour)</u></b>						
8	(i)	<b>04B01</b>	Agriculture and Farm Workers: Inspections made {Number}	**	4	
9	(ii)	<b>04B02</b>	Agriculture and Farm Workers: Irregularities detected {Number}	**	32	
10	(iii)	<b>04B03</b>	Agriculture and Farm Workers: Irregularities rectified {Number}	**	32	
11	(iv)	<b>04B04</b>	Agriculture and Farm Workers: Claims filed {Number}	**	0	
12	(v)	<b>04B05</b>	Agriculture and Farm Workers: Claims settled {Number}	**	0	
13	(vi)	<b>04B06</b>	Agriculture and Farm Workers: Prosecution cases Pending {Number}	**	0	
14	(vii)	<b>04B07</b>	Agriculture and Farm Workers: Prosecution cases filed {Number}	**	0	
15	(viii)	<b>04B08</b>	Agriculture and Farm Workers: Prosecution cases decided {Number}	**	0	
16	(ix)	<b>04B10</b>	Agriculture and Farm Workers: Others {Number}	**	0	
<b><u>Food security-Targeted Public Distribution system (APL+BPL+AAAY)</u></b>						
17	(i)	<b>05A02</b>	Off take {Tonnes}	29,563	8,535	29
<b><u>Food security-Targeted Public Distribution system (only AAY)</u></b>						
18	(i)	<b>05B02</b>	Off take {Tonnes}	*	0	
<b><u>Food Security - Targeted Public Distribution System (Only BPL)</u></b>						
19	(i)	<b>05D02</b>	Off take {Tonnes}	*	0	
<b><u>Food Security:National Food Security Act(Normal)-NFSA</u></b>						
20	(i)	<b>05E02</b>	Off take {Tonnes}	3,996	1,266	32
<b><u>Food Security:National Food Security Act(Tide Over)-NFSA</u></b>						
21	(i)	<b>05F02</b>	Off take {Tonnes}	25,567	7,269	28
<b><u>Rural Housing - Pradhan Mantri Awaas Yojana (Grameen)</u></b>						
22	(i)	<b>06A01</b>	Houses constructed {Number}	210	0	0
<b><u>Rural Areas: National Rural Drinking Water Programme (NRDWP)</u></b>						
23	(i)	<b>07A03</b>	Partially Covered Habitations {Number}	5	0	0
<b><u>Sanitation Programme in Rural Areas</u></b>						
24	(i)	<b>08D01</b>	Individual Household latrines constructed {Number}	**	571	
<b><u>Institutional Delivery</u></b>						
25	(i)	<b>08E01</b>	Delivery in institutions {Number}	**	3,754	
<b><u>Universalization of ICDS Scheme</u></b>						
26	(i)	<b>12A01</b>	ICDS Blocks Operational (Cumulative) {Number}	5	5	100
<b><u>Functional Anganwadis</u></b>						
27	(i)	<b>12B01</b>	Anganwadis Functional (Cumulative) {Number}	720	720	100
<b><u>No. of Urban poor families assisted under Seven Point Charter</u></b>						
28	(i)	<b>14A01</b>	Poor Families assisted {Number}	**	0	
<b><u>Afforestation ( Public and Forest Lands)</u></b>						

**ANDAMAN AND NICOBAR ISLANDS**

Sl. No.	Sub.Sl. No.	Item Code	Item/Parameter Name {Units}	Target April 2016-March 2017	Achievement April 2016-March 2017	Percent Achievement
(1)	(2)	(3)	(4)	(5)	(6)	(6)/(5)
29	(i)	<b>15A01</b>	Area Covered under Plantation {Hectares}	1,116	1,125	101
30	(ii)	<b>15A02</b>	Seedlings planted {Number}	7,25,000	7,25,195	100
<b><u>Supply of Electricity</u></b>						
31	(i)	<b>18E02</b>	Electricity supplied {Million Units}	240	180	75

**Note:**

\* - Target Not Received.

\*\* - Non-Targetable.

**1 Very Good(90% or above of targets)**

12A01, 12B01, 15A01, 15A02

**2 Poor(Below 80% of targets)**

05A02, 05E02, 05F02, 06A01, 07A03, 18E02

**CHANDIGARH**

Sl. No.	Sub.Sl. No.	Item Code	Item/Parameter Name {Units}	Target April 2010-March 2017	Achievement April 2010-March 2017	Percent Achievement
(1)	(2)	(3)	(4)	(5)	(6)	(6)/(5)
			<b><u>Employment generation under the NREG Scheme</u></b>			
1	(i)	01A01	No. of job cards issued {Number}	**	0	
2	(ii)	01A02	Employment generated {Number}	**	0	
3	(iii)	01A03	Wages given {Rupees}	**	0	
			<b><u>Distribution of waste land to the landless</u></b>			
4	(i)	03E01	Total Land Distributed {Hectare}	**	0	
5	(ii)	03E02	Land Distributed to SC {Hectare}	**	0	
6	(iii)	03E03	Land Distributed to ST {Hectare}	**	0	
7	(iv)	03E04	Land Distributed to Others {Hectare}	**	0	
			<b><u>Minimum Wages Enforcement (including Farm Labour)</u></b>			
8	(i)	04B01	Agriculture and Farm Workers: Inspections made {Number}	**	93	
9	(ii)	04B02	Agriculture and Farm Workers: Irregularities detected {Number}	**	88	
10	(iii)	04B03	Agriculture and Farm Workers: Irregularities rectified {Number}	**	0	
11	(iv)	04B04	Agriculture and Farm Workers: Claims filed {Number}	**	21	
12	(v)	04B05	Agriculture and Farm Workers: Claims settled {Number}	**	0	
13	(vi)	04B06	Agriculture and Farm Workers: Prosecution cases Pending {Number}	**	18	
14	(vii)	04B07	Agriculture and Farm Workers: Prosecution cases filed {Number}	**	0	
15	(viii)	04B08	Agriculture and Farm Workers: Prosecution cases decided {Number}	**	10	
16	(ix)	04B10	Agriculture and Farm Workers: Others {Number}	**	0	
			<b><u>Food security-Targeted Public Distribution system (APL+BPL+AAAY)</u></b>			
17	(i)	05A02	Off take {Tonnes}	*	0	
			<b><u>Food security-Targeted Public Distribution system (only AAAY)</u></b>			
18	(i)	05B02	Off take {Tonnes}	*	0	
			<b><u>Food Security - Targeted Public Distribution System (Only BPL)</u></b>			
19	(i)	05D02	Off take {Tonnes}	*	0	
			<b><u>Food Security:National Food Security Act(Normal)-NFSA</u></b>			
20	(i)	05E02	Off take {Tonnes}	*	0	
			<b><u>Food Security:National Food Security Act(Tide Over)-NFSA</u></b>			
21	(i)	05F02	Off take {Tonnes}	*	0	
			<b><u>EWS/LIG Houses in Urban Areas</u></b>			
22	(i)	06B01	Houses constructed {Number}	4,960	0	0
			<b><u>Sanitation Programme in Rural Areas</u></b>			
23	(i)	08D01	Individual Household latrines constructed {Number}	**	0	
			<b><u>Institutional Delivery</u></b>			
24	(i)	08E01	Delivery in institutions {Number}	**	29,096	
			<b><u>SC Families assisted</u></b>			
25	(i)	10A02	SC families assisted under SCA to SCSP & NSFDC {Number}	418	1,527	365
			<b><u>SC families assisted - SC students assisted under post matric scholarship</u></b>			
26	(i)	10A03	SC students assisted under post matric scholarship {Number}	**	0	
			<b><u>Universalization of ICDS Scheme</u></b>			
27	(i)	12A01	ICDS Blocks Operational (Cumulative) {Number}	3	3	100
			<b><u>Functional Anganwadis</u></b>			

**CHANDIGARH**

Sl. No.	Sub. Sl. No.	Item Code	Item/Parameter Name {Units}	Target April 2016-March 2017	Achievement April 2016-March 2017	Percent Achievement
(1)	(2)	(3)	(4)	(5)	(6)	(6)/(5)
28	(i)	<b>12B01</b>	Anganwadis Functional (Cumulative) {Number}	500	500	100
<b><u>No. of Urban poor families assisted under Seven Point Charter</u></b>						
29	(i)	<b>14A01</b>	Poor Families assisted {Number}	**	617	
<b><u>Afforestation ( Public and Forest Lands)</u></b>						
30	(i)	<b>15A01</b>	Area Covered under Plantation {Hectares}	126	178	141
31	(ii)	<b>15A02</b>	Seedlings planted {Number}	82,000	1,37,914	168
<b><u>Supply of Electricity</u></b>						
32	(i)	<b>18E02</b>	Electricity supplied {Million Units}	1,645	1,645	100

**Note:**

\* - Target Not Received.

\*\* - Non-Targetable.

**1 Very Good(90% or above of targets)**

10A02, 12A01, 12B01, 15A01, 15A02, 18E02

**2 Poor(Below 80% of targets)**

06B01

**DADRA AND NAGAR HAVELI**

Sl. No.	Sub.Sl. No.	Item Code	Item/Parameter Name {Units}	Target April 2010-March 2017	Achievement April 2010-March 2017	Percent Achievement
(1)	(2)	(3)	(4)	(5)	(6)	(6)/(5)
			<b><u>Employment generation under the NREG Scheme</u></b>			
1	(i)	<b>01A01</b>	No. of job cards issued {Number}	**	0	
2	(ii)	<b>01A02</b>	Employment generated {Number}	**	888	
3	(iii)	<b>01A03</b>	Wages given {Rupees}	**	2,38,000	
			<b><u>Distribution of waste land to the landless</u></b>			
4	(i)	<b>03E01</b>	Total Land Distributed {Hectare}	**	0	
5	(ii)	<b>03E02</b>	Land Distributed to SC {Hectare}	**	0	
6	(iii)	<b>03E03</b>	Land Distributed to ST {Hectare}	**	0	
7	(iv)	<b>03E04</b>	Land Distributed to Others {Hectare}	**	0	
			<b><u>Minimum Wages Enforcement (including Farm Labour)</u></b>			
8	(i)	<b>04B01</b>	Agriculture and Farm Workers: Inspections made {Number}	**	4	
9	(ii)	<b>04B02</b>	Agriculture and Farm Workers: Irregularities detected {Number}	**	0	
10	(iii)	<b>04B03</b>	Agriculture and Farm Workers: Irregularities rectified {Number}	**	0	
11	(iv)	<b>04B04</b>	Agriculture and Farm Workers: Claims filed {Number}	**	0	
12	(v)	<b>04B05</b>	Agriculture and Farm Workers: Claims settled {Number}	**	0	
13	(vi)	<b>04B06</b>	Agriculture and Farm Workers: Prosecution cases Pending {Number}	**	0	
14	(vii)	<b>04B07</b>	Agriculture and Farm Workers: Prosecution cases filed {Number}	**	0	
15	(viii)	<b>04B08</b>	Agriculture and Farm Workers: Prosecution cases decided {Number}	**	0	
16	(ix)	<b>04B10</b>	Agriculture and Farm Workers: Others {Number}	**	0	
			<b><u>Food security-Targeted Public Distribution system (APL+BPL+AAAY)</u></b>			
17	(i)	<b>05A02</b>	Off take {Tonnes}	9,157	8,887	97
			<b><u>Food security-Targeted Public Distribution system (only AAY)</u></b>			
18	(i)	<b>05B02</b>	Off take {Tonnes}	*	0	
			<b><u>Food Security - Targeted Public Distribution System (Only BPL)</u></b>			
19	(i)	<b>05D02</b>	Off take {Tonnes}	*	0	
			<b><u>Food Security:National Food Security Act(Normal)-NFSA</u></b>			
20	(i)	<b>05E02</b>	Off take {Tonnes}	9,157	8,887	97
			<b><u>Food Security:National Food Security Act(Tide Over)-NFSA</u></b>			
21	(i)	<b>05F02</b>	Off take {Tonnes}	*	0	
			<b><u>Rural Housing - Pradhan Mantri Awaas Yojana (Grameen)</u></b>			
22	(i)	<b>06A01</b>	Houses constructed {Number}	304	0	0
			<b><u>EWS/LIG Houses in Urban Areas</u></b>			
23	(i)	<b>06B01</b>	Houses constructed {Number}	96	371	386
			<b><u>Sanitation Programme in Rural Areas</u></b>			
24	(i)	<b>08D01</b>	Individual Household latrines constructed {Number}	**	0	
			<b><u>Institutional Delivery</u></b>			
25	(i)	<b>08E01</b>	Delivery in institutions {Number}	**	7,689	
			<b><u>SC Families assisted</u></b>			
26	(i)	<b>10A02</b>	SC families assisted under SCA to SCSP & NSFDC {Number}	2	0	0
			<b><u>Universalization of ICDS Scheme</u></b>			
27	(i)	<b>12A01</b>	ICDS Blocks Operational (Cumulative) {Number}	2	2	100
			<b><u>Functional Anganwadis</u></b>			
28	(i)	<b>12B01</b>	Anganwadis Functional (Cumulative) {Number}	302	233	77

**DADRA AND NAGAR HAVELI**

Sl. No.	Sub.Sl. No.	Item Code	Item/Parameter Name {Units}	Target April 2016-March 2017	Achievement April 2016-March 2017	Percent Achievement
(1)	(2)	(3)	(4)	(5)	(6)	(6)/(5)
<b><u>No. of Urban poor families assisted under Seven Point Charter</u></b>						
29	(i)	<b>14A01</b>	Poor Families assisted {Number}	**	0	
<b><u>Afforestation ( Public and Forest Lands)</u></b>						
30	(i)	<b>15A01</b>	Area Covered under Plantation {Hectares}	200	220	110
31	(ii)	<b>15A02</b>	Seedlings planted {Number}	1,30,000	3,83,000	295
<b><u>Energising pump sets</u></b>						
32	(i)	<b>18D01</b>	Pumps sets energized {Number}	20	0	0
<b><u>Supply of Electricity</u></b>						
33	(i)	<b>18E02</b>	Electricity supplied {Million Units}	6,021	6,021	100

**Note:**

\* - Target Not Received.

\*\* - Non-Targetable.

**1 Very Good(90% or above of targets)**

05A02, 05E02, 06B01, 12A01, 15A01, 15A02, 18E02

**2 Poor(Below 80% of targets)**

06A01, 10A02, 12B01, 18D01

**DAMAN AND DIU**

Sl. No.	Sub.Sl. No.	Item Code	Item/Parameter Name {Units}	Target April 2010-March 2017	Achievement April 2010-March 2017	Percent Achievement
(1)	(2)	(3)	(4)	(5)	(6)	(6)/(5)
			<b><u>Employment generation under the NREG Scheme</u></b>			
1	(i)	<b>01A01</b>	No. of job cards issued {Number}	**	0	
2	(ii)	<b>01A02</b>	Employment generated {Number}	**	0	
3	(iii)	<b>01A03</b>	Wages given {Rupees}	**	0	
			<b><u>Distribution of waste land to the landless</u></b>			
4	(i)	<b>03E01</b>	Total Land Distributed {Hectare}	**	0	
5	(ii)	<b>03E02</b>	Land Distributed to SC {Hectare}	**	0	
6	(iii)	<b>03E03</b>	Land Distributed to ST {Hectare}	**	0	
7	(iv)	<b>03E04</b>	Land Distributed to Others {Hectare}	**	0	
			<b><u>Minimum Wages Enforcement (including Farm Labour)</u></b>			
8	(i)	<b>04B01</b>	Agriculture and Farm Workers: Inspections made {Number}	**	0	
9	(ii)	<b>04B02</b>	Agriculture and Farm Workers: Irregularities detected {Number}	**	0	
10	(iii)	<b>04B03</b>	Agriculture and Farm Workers: Irregularities rectified {Number}	**	0	
11	(iv)	<b>04B04</b>	Agriculture and Farm Workers: Claims filed {Number}	**	0	
12	(v)	<b>04B05</b>	Agriculture and Farm Workers: Claims settled {Number}	**	0	
13	(vi)	<b>04B06</b>	Agriculture and Farm Workers: Prosecution cases Pending {Number}	**	0	
14	(vii)	<b>04B07</b>	Agriculture and Farm Workers: Prosecution cases filed {Number}	**	0	
15	(viii)	<b>04B08</b>	Agriculture and Farm Workers: Prosecution cases decided {Number}	**	0	
16	(ix)	<b>04B10</b>	Agriculture and Farm Workers: Others {Number}	**	0	
			<b><u>Food security-Targeted Public Distribution system (APL+BPL+AAAY)</u></b>			
17	(i)	<b>05A02</b>	Off take {Tonnes}	5,669	5,227	92
			<b><u>Food security-Targeted Public Distribution system (only AAAY)</u></b>			
18	(i)	<b>05B02</b>	Off take {Tonnes}	*	0	
			<b><u>Food Security - Targeted Public Distribution System (Only BPL)</u></b>			
19	(i)	<b>05D02</b>	Off take {Tonnes}	*	0	
			<b><u>Food Security:National Food Security Act(Normal)-NFSA</u></b>			
20	(i)	<b>05E02</b>	Off take {Tonnes}	5,669	5,227	92
			<b><u>Food Security:National Food Security Act(Tide Over)-NFSA</u></b>			
21	(i)	<b>05F02</b>	Off take {Tonnes}	*	0	
			<b><u>Rural Housing - Pradhan Mantri Awaas Yojana (Grameen)</u></b>			
22	(i)	<b>06A01</b>	Houses constructed {Number}	54	0	0
			<b><u>Sanitation Programme in Rural Areas</u></b>			
23	(i)	<b>08D01</b>	Individual Household latrines constructed {Number}	**	0	
			<b><u>Institutional Delivery</u></b>			
24	(i)	<b>08E01</b>	Delivery in institutions {Number}	**	6,068	
			<b><u>SC Families assisted</u></b>			
25	(i)	<b>10A02</b>	SC families assisted under SCA to SCSP & NSFDC {Number}	2	0	0
			<b><u>SC families assisted - SC students assisted under post matric scholarship</u></b>			
26	(i)	<b>10A03</b>	SC students assisted under post matric scholarship {Number}	**	251	
			<b><u>Universalization of ICDS Scheme</u></b>			
27	(i)	<b>12A01</b>	ICDS Blocks Operational (Cumulative) {Number}	2	2	100
			<b><u>Functional Anganwadis</u></b>			



**DAMAN AND DIU**

Sl. No.	Sub. Sl. No.	Item Code	Item/Parameter Name {Units}	Target April 2016-March 2017	Achievement April 2016-March 2017	Percent Achievement
(1)	(2)	(3)	(4)	(5)	(6)	(6)/(5)
28	(i)	<b>12B01</b>	Anganwadis Functional (Cumulative) {Number}	107	102	95
			<b><u>No. of Urban poor families assisted under Seven Point Charter</u></b>			
29	(i)	<b>14A01</b>	Poor Families assisted {Number}	**	0	
			<b><u>Afforestation ( Public and Forest Lands)</u></b>			
30	(i)	<b>15A01</b>	Area Covered under Plantation {Hectares}	10	10	100
31	(ii)	<b>15A02</b>	Seedlings planted {Number}	7,000	19,484	278
			<b><u>Energising pump sets</u></b>			
32	(i)	<b>18D01</b>	Pumps sets energized {Number}	25	62	248
			<b><u>Supply of Electricity</u></b>			
33	(i)	<b>18E02</b>	Electricity supplied {Million Units}	2,398	2,398	100

**Note:**

\* - Target Not Received.

\*\* - Non-Targetable.

**1 Very Good(90% or above of targets)**

05A02, 05E02, 12A01, 12B01, 15A01, 15A02, 18D01, 18E02

**2 Poor(Below 80% of targets)**

06A01, 10A02

**LAKSHADWEEP**

Sl. No.	Sub.Sl. No.	Item Code	Item/Parameter Name {Units}	Target April 2016-March 2017	Achievement April 2016-March 2017	Percent Achievement
(1)	(2)	(3)	(4)	(5)	(6)	(6)/(5)
			<b><u>Employment generation under the NREG Scheme</u></b>			
1	(i)	<b>01A01</b>	No. of job cards issued {Number}	**	8,432	
2	(ii)	<b>01A02</b>	Employment generated {Number}	**	110	
3	(iii)	<b>01A03</b>	Wages given {Rupees}	**	1,40,000	
			<b><u>Distribution of waste land to the landless</u></b>			
4	(i)	<b>03E01</b>	Total Land Distributed {Hectare}	**	0	
5	(ii)	<b>03E02</b>	Land Distributed to SC {Hectare}	**	0	
6	(iii)	<b>03E03</b>	Land Distributed to ST {Hectare}	**	0	
7	(iv)	<b>03E04</b>	Land Distributed to Others {Hectare}	**	0	
			<b><u>Minimum Wages Enforcement (including Farm Labour)</u></b>			
8	(i)	<b>04B01</b>	Agriculture and Farm Workers: Inspections made {Number}	**	0	
9	(ii)	<b>04B02</b>	Agriculture and Farm Workers: Irregularities detected {Number}	**	0	
10	(iii)	<b>04B03</b>	Agriculture and Farm Workers: Irregularities rectified {Number}	**	0	
11	(iv)	<b>04B04</b>	Agriculture and Farm Workers: Claims filed {Number}	**	0	
12	(v)	<b>04B05</b>	Agriculture and Farm Workers: Claims settled {Number}	**	0	
13	(vi)	<b>04B06</b>	Agriculture and Farm Workers: Prosecution cases Pending {Number}	**	0	
14	(vii)	<b>04B07</b>	Agriculture and Farm Workers: Prosecution cases filed {Number}	**	0	
15	(viii)	<b>04B08</b>	Agriculture and Farm Workers: Prosecution cases decided {Number}	**	0	
16	(ix)	<b>04B10</b>	Agriculture and Farm Workers: Others {Number}	**	0	
			<b><u>Food security-Targeted Public Distribution system (APL+BPL+AAAY)</u></b>			
17	(i)	<b>05A02</b>	Off take {Tonnes}	4,235	4,543	107
			<b><u>Food security-Targeted Public Distribution system (only AAY)</u></b>			
18	(i)	<b>05B02</b>	Off take {Tonnes}	*	0	
			<b><u>Food Security - Targeted Public Distribution System (Only BPL)</u></b>			
19	(i)	<b>05D02</b>	Off take {Tonnes}	*	0	
			<b><u>Food Security:National Food Security Act(Normal)-NFSA</u></b>			
20	(i)	<b>05E02</b>	Off take {Tonnes}	1,397	1,396	100
			<b><u>Food Security:National Food Security Act(Tide Over)-NFSA</u></b>			
21	(i)	<b>05F02</b>	Off take {Tonnes}	2,838	3,147	111
			<b><u>Rural Housing - Pradhan Mantri Awaas Yojana (Grameen)</u></b>			
22	(i)	<b>06A01</b>	Houses constructed {Number}	57	0	0
			<b><u>Sanitation Programme in Rural Areas</u></b>			
23	(i)	<b>08D01</b>	Individual Household latrines constructed {Number}	**	0	
			<b><u>Institutional Delivery</u></b>			
24	(i)	<b>08E01</b>	Delivery in institutions {Number}	**	981	
			<b><u>Universalization of ICDS Scheme</u></b>			
25	(i)	<b>12A01</b>	ICDS Blocks Operational (Cumulative) {Number}	9	9	100
			<b><u>Functional Anganwadis</u></b>			
26	(i)	<b>12B01</b>	Anganwadis Functional (Cumulative) {Number}	107	107	100
			<b><u>Afforestation ( Public and Forest Lands)</u></b>			
27	(i)	<b>15A01</b>	Area Covered under Plantation {Hectares}	25	0	0
28	(ii)	<b>15A02</b>	Seedlings planted {Number}	16,000	0	0
			<b><u>Supply of Electricity</u></b>			
29	(i)	<b>18E02</b>	Electricity supplied {Million Units}	48	48	100

# LAKSHADWEEP

Sl. No.	Sub. Sl. No.	Item Code	Item/Parameter Name {Units}	Target April 2016-March 2017	Achievement April 2016-March 2017	Percent Achievement
(1)	(2)	(3)	(4)	(5)	(6)	(6)/(5)

## Note:

\* - Target Not Received.

\*\* - Non-Targetable.

## 1 Very Good(90% or above of targets)

05A02, 05E02, 05F02, 12A01, 12B01, 18E02

## 2 Poor(Below 80% of targets)

06A01, 15A01, 15A02

## **Twenty Point Programme – 2006**

### **List of Twenty Points**

- |                                                                   |                                                                      |
|-------------------------------------------------------------------|----------------------------------------------------------------------|
| 1. गरीबी हटाओ                                                     | [Poverty Eradication]                                                |
| 2. जनशक्ति                                                        | [Power to People]                                                    |
| 3. किसान मित्र                                                    | [Support to Farmers]                                                 |
| 4. श्रमिक कल्याण                                                  | [Labour Welfare]                                                     |
| 5. खाद्य सुरक्षा                                                  | [Food Security]                                                      |
| 6. सबके लिए आवास                                                  | [Housing for All]                                                    |
| 7. शुद्ध पेयजल                                                    | [Clean Drinking Water]                                               |
| 8. जन-जन का स्वास्थ्य                                             | [Health for All]                                                     |
| 9. सबके लिए शिक्षा                                                | [Education for All]                                                  |
| 10. अनुसूचित जाति, जनजाति, अल्पसंख्यक एवं अन्य पिछड़ा वर्ग कल्याण | [Welfare of Scheduled Castes, Scheduled Tribes, Minorities and OBCs] |
| 11. महिला कल्याण                                                  | [Women Welfare]                                                      |
| 12. बाल कल्याण                                                    | [Child Welfare]                                                      |
| 13. युवा विकास                                                    | [Youth Development]                                                  |
| 14. बस्ती सुधार                                                   | [Improvement of Slums]                                               |
| 15. पर्यावरण संरक्षण एवं वनवृद्धि                                 | [Environment Protection and Afforestation]                           |
| 16. सामाजिक सुरक्षा                                               | [Social Security]                                                    |
| 17. ग्रामीण सड़क                                                  | [Rural Roads]                                                        |
| 18. ग्रामीण ऊर्जा                                                 | [Energization of Rural Area]                                         |
| 19. पिछड़ा क्षेत्र विकास                                          | [Development of Backward Areas]                                      |
| 20. ई-शासन                                                        | [IT enabled e-Governance]                                            |

## LIST OF ITEMS COVERED UNDER (TPP) - 2006

Point No.	Item No.	Name of the Points/Items
<b>I.</b>		<b>गरीबी हटाओ [Poverty Eradication]</b>
		<b>Rural Areas</b>
	1.	Employment generation under the <i>Mahatma Gandhi National Rural Employment Guarantee Act (MGNREGA)</i>
	2.	National Rural Livelihood Mission (NRLM)
	3.	Rural Business Hubs in Partnership with Panchayats
	4.	Self Help Groups
		<b>Urban Areas</b>
	5.	<b>Swaran Jayanti Shahari Rojgar Yojana</b>
<b>II.</b>		<b>जनशक्ति (Power to People)</b>
	6.	Local Self Government (Panchayati Raj and Urban Local Bodies) <ul style="list-style-type: none"> <li>- Activity Mapping for devolution of functions</li> <li>- Budget Flow of Funds</li> <li>- Assignment of Functionaries</li> </ul>
	7.	Quick and Inexpensive Justice – Gram Nyayalayas and Nyaya Panchayats.
	8.	District Planning Committees.
<b>III.</b>		<b>किसान मित्र [Support to Farmers]</b>
	9.	Water shed development
	10.	Marketing and infrastructural support to farmers
	11.	Irrigation facilities (including minor and micro irrigation) for agriculture
	12.	Credit to farmers
	13.	Distribution of waste land to the landless
<b>IV.</b>		<b>श्रमिक कल्याण [Labour Welfare]</b>
	14.	Social Security for Agricultural and Unorganised Labour
	15.	Minimum Wages Enforcement (including Farm Labour)
	16.	Prevention of Child Labour
	17.	Welfare of Women Labour
<b>V.</b>		<b>खाद्य सुरक्षा [Food Security ]</b>
	18.	<b>Food Security:</b> <ul style="list-style-type: none"> <li>(i) Targeted Public Distribution System (TPDS)/ National Food Security Act (NFSA)</li> <li>(ii) Antyodaya Anna Yojana,</li> <li>(iii) Establishing Grain banks in chronically food scarcity areas</li> </ul>
<b>VI.</b>		<b>सबके लिए आवास [Housing for All]</b>
	19	Rural Housing - Pradhan Mantri Awaas Yojana - Grameen
	20.	EWS/LIG Houses in Urban Areas

Contd.....

Point No.	Item No.	Name of the Points/Items
<b>VII.</b>		<b>शुद्ध पेयजल [Clean Drinking Water]</b>
	<b>21.</b>	Rural Areas. - National Rural Drinking Water Programme-( <i>NRDWP</i> )
	<b>22.</b>	Urban Areas: - Accelerated Urban Water Supply Programme
<b>VIII.</b>		<b>जन-जन का स्वास्थ्य [Health for All]</b>
	<b>23.</b>	Control and prevention of major diseases: (a) HIV/AIDS (b) TB (c) Malaria (d) Leprosy (e) Blindness
	<b>24.</b>	National Rural Health Mission
	<b>25.</b>	Immunisation of Children
	<b>26.</b>	Sanitation Programme in - Rural Areas - Urban areas
	<b>27.</b>	Institutional Delivery
	<b>28.</b>	Prevention of Female Foeticide
	<b>29.</b>	Supplementary nutrition for Mothers and Children
	<b>30.</b>	Two Child norms
<b>IX.</b>		<b>सबके लिए शिक्षा [Education for All]</b>
	<b>31.</b>	Sarv Shiksha Abhiyan - Compulsory Elementary Education
	<b>32.</b>	Mid Day Meal Scheme
<b>X.</b>		<b>अनुसूचित जाति, जनजाति, अल्पसंख्यक एवं अन्य पिछड़ा वर्ग कल्याण [Welfare of Scheduled Castes, Scheduled Tribes, Minorities and OBCs]</b>
	<b>33.</b>	SC Families assisted (a) SC families assisted under SCA to SCSP & NSFDC (b) SC students assisted under post matric scholarship
	<b>34.</b>	Rehabilitation of Scavengers
	<b>35.</b>	ST Families assisted
	<b>36.</b>	Rights of Forest dwellers – Owners of minor forest produce
	<b>37.</b>	Particularly Vulnerable Tribal Groups (PTGs)
	<b>38.</b>	No alienation of Tribal lands
	<b>39.</b>	Implementation of Panchayats (Extension to Scheduled Areas) Act [PESA]
	<b>40.</b>	Welfare of minorities
	<b>41.</b>	Professional education among all minority communities
	<b>42.</b>	Reservation of OBCs in - Education - Employment
<b>XI.</b>		<b>महिला कल्याण [Women Welfare]</b>
	<b>43.</b>	Financial Assistance for Women Welfare
	<b>44.</b>	Improved participation of women in (a) Panchayats (b) Municipalities (c) State Legislatures (d) Parliament

Contd.....

Point No.	Item No.	Name of the Points/Items
<b>XII.</b>		<b>बाल कल्याण [Child Welfare]</b>
	<b>45.</b>	Universalisation of ICDS Scheme
	<b>46.</b>	Functional Anganwadis
<b>XIII.</b>		<b>युवा विकास [Youth Development]</b>
	<b>47.</b>	Sports for all in Rural and Urban areas
	<b>48.</b>	Rashtriya Sadbhavana Yojana
	<b>49.</b>	National Service Scheme (NSS)
<b>XIV.</b>		<b>बस्ती सुधार [Improvement of Slums]</b>
	<b>50.</b>	Number of Urban poor families assisted under seven point charter viz. land tenure, housing at affordable cost, water, sanitation, health, education, and social security.
<b>XV.</b>		<b>पर्यावरण संरक्षण एवं वनवृद्धि [Environment Protection and Afforestation]</b>
	<b>51.</b>	Afforestation (a) Area Covered under Plantation on - Public and Forest Lands (b) Number of Seedlings planted on -Public and Forest Lands
	<b>52.</b>	Prevention of pollution of Rivers and water bodies
	<b>53.</b>	Solid and liquid waste management in - Rural Areas - Urban Areas
<b>XVI.</b>		<b>सामाजिक सुरक्षा [Social Security]</b>
	<b>54.</b>	Rehabilitation of handicapped and orphans.
	<b>55.</b>	Welfare of the aged
<b>XVII.</b>		<b>ग्रामीण सड़क [Rural Roads]</b>
	<b>56.</b>	Rural Roads - PMGSY
<b>XVIII.</b>		<b>ग्रामीण ऊर्जा [Energization of Rural Area]</b>
	<b>57.</b>	Bio-diesel Production
	<b>58.</b>	Deendayal Upadhyaya Gram Jyoti Yojana
	<b>59.</b>	Renewable Energy
	<b>60.</b>	Energising Pump sets
	<b>61.</b>	Supply of Electricity
	<b>62.</b>	Supply of Kerosene and LPG
<b>XIX.</b>		<b>पिछड़ा क्षेत्र विकास [Development of Backward Areas]</b>
	<b>63.</b>	Backward Regions Grants Fund (BRGF)
<b>XX.</b>		<b>ई-शासन [IT enabled e-Governance]</b>
	<b>64.</b>	Central and State Governments
	<b>65.</b>	Panchayats and Municipalities

## **Twenty Point Programme – 2006**

### **Quarterly Monitored Items**

1. Employment Generation under *Mahatma Gandhi National Rural Employment Guarantee Scheme (MGNREGA)*
2. National Rural Livelihoods Mission (NRLM)
3. Distribution of Wasteland to landless
4. Minimum Wages Enforcement (including Farm Labour)
5. *Food Security*
6. Rural Housing under Pradhan Mantri Awaas Yojana-Grameen (PMAY-G)
7. EWS/LIG Houses in Urban Areas
8. *Rural Drinking Water Supply*- National Rural Drinking Water Programme- (NRDWP)
9. Sanitation Programme in Rural Areas
10. Institutional Delivery
11. SC Families assisted
12. Universalisation of ICDS Scheme
13. Functional Anganwadis
14. Number of Urban Poor Families assisted under Seven Point Charter viz. land tenure, housing at affordable cost, water, sanitation, health, education, and social security.
15. Afforestation
16. Rural Roads constructed under Pradhan Mantri Gram Sadak Yojana (PMGSY)
17. Village electrified under Deendayal Upadhyaya Gram Jyoti Yojana (DDUGJY)
18. Energising Pump sets
19. Supply of Electricity



**STATUS OF RECEIPT OF TARGETS FOR QUARTERLY MONITORED ITEMS  
UNDER  
TPP-2006**

<b>Item No.</b>	<b>Name of the item</b>	<b>Parameter</b>	<b>Parameters/ indicators</b>	<b>Whether State-wise targets fixed by the concerned Administrative Ministries</b>	<b>Whether targets have been received</b>	<b>Nodal Ministry</b>
<b>1</b>	Employment Generation under Mahatma Gandhi National Rural Employment Guarantee Scheme	-	(i) No. of job card issued (ii) Employment generated (iii) Wages given	Non-targetable indicator *	-	Ministry of Rural Development
<b>2</b>	National Rural Livelihood Mission (NRLM)	<b>1</b>	(i) Number of SHGs promoted (new and revived) during the financial year	Targets fixed & received from Administrative Ministry	Yes	Ministry of Rural Development
		<b>2</b>	(ii) Number of SHGs provided Revolving Fund (RF) during the financial year	Targets fixed & received from Administrative Ministry	Yes	
		<b>3</b>	(iii) Number of SHGs provided Community Investment Fund (CIF) during the financial year	Targets fixed & received from Administrative Ministry	Yes	
<b>3</b>	Distribution of Wasteland to the landless	-	Waste Land distributed (i) Total (ii) SC (iii) ST (iv) Others	Non-targetable indicator *	-	-do-
<b>4</b>	Minimum Wages Enforcement (including Farm Labour)	-	(a) Agriculture and Farm workers (i) Inspections made (ii) Irregularities detected (iii) Irregularities rectified (iv) Claims filed (v) Claims settled (vi) Prosecution cases pending (vii) Prosecution cases filed (viii) Prosecution cases decided (b) Others	Non-targetable indicator *	-	Ministry of Labour & Employment

Item No.	Name of the item	Parameter	Parameters/ indicators	Whether State-wise targets fixed by the concerned Administrative Ministries	Whether targets have been received	Nodal Ministry
5	<b>Food Security:</b> (i) Targeted Public Distribution System (AAY+APL+BPL) (ii) TPDS - Antyodaya Anna Yojana (AAY) (iii) TPDS - Below Poverty Line (BPL) (iv) National Food Security Act (NFSA) (Normal) (v) National Food Security Act (NFSA) (Tide over)	4	Allocation of Food Grains to States/UTs	Targets fixed & received from Administrative Ministry	Yes	Ministry of Consumer Affairs, Food & Public Distribution
		5	Allocation of Food Grains to States/UTs	-do-	Yes	-do-
		6	Allocation of Food Grains to States/UTs	-do-	Yes	-do-
		7	Allocation of Food Grains to States/UTs	-do-	Yes	-do-
		8	Allocation of Food Grains to States/UTs	-do-	Yes	-do-
6	Rural Housing - Pradhan Mantri Awaas Yojana – Grameen (PMAY-G)	9	Houses constructed	Targets fixed & received from Administrative Ministry.	Yes	Ministry of Rural Development
7	EWS/LIG Houses in Urban Areas	10	Houses constructed	Targets received from Administrative Ministry.	Yes	M/o Housing and Urban Poverty Alleviation
8	<b>Water Supply I Rural Areas</b> - <i>National Rural Drinking Water Programme</i> -(NRDWP)	11	(i) Partially Covered Habitations- (NRDWP)	Targets fixed & received from Administrative Ministry.	Yes	Ministry of Drinking Water and Sanitation
		12	(ii) Coverage of Quality Affected Habitations – (NRDWP)	-do-	Yes	-do-
9	Sanitation Programme in Rural Areas	-	Individual Household latrines constructed	Non-targetable indicator *	-	Ministry of Drinking Water and Sanitation
10	Institutional Delivery	-	Delivery in Institutions	Non-targetable indicator *	-	Ministry of Health & Family Welfare

Item No.	Name of the item	Parameter	Parameters/ indicators	Whether State-wise targets fixed by the concerned Administrative Ministries	Whether targets have been received	Nodal Ministry
11	SC Families Assisted	13	(i) SC Families assisted under SCA to SCSP & NSFDC  (ii) SC Students assisted under Post Matric Scholarship	Targets fixed & received from Administrative Ministry.  Non-targetable indicator *	Yes  -	M/o Social Justice and Empowerment
12	Universalisation of ICDS Scheme	14	ICDS Operational Blocks (Cumulative)	Targets fixed & received from Administrative Ministry	Yes	Ministry of Women and Child Development
13	Functional Anganwadis	15	Number of Functional Anganwadis (cumulative)	Targets fixed & received from Administrative Ministry	Yes	Ministry of Women and Child Development
14	Number of Urban poor families assisted under seven point charter viz. land tenure, housing at affordable cost, water, sanitation, health, education, and social security.	-	Poor Families assisted	Non-targetable indicator *	-	M/o Housing and Urban Poverty Alleviation
15	<b>Afforestation:</b> (a) Area Covered under Plantation on Public and Forest Lands (b) Number of Seedlings planted on -Public and Forest Lands	16  17	(a) Area Covered under Plantation on Public and Forest Lands  (b)Number of Seedlings	Targets fixed & received from Administrative Ministry  Targets fixed & received from Administrative Ministry	Yes  Yes	Ministry of Environment and Forest  do
16	Rural Roads – PMGSY	18	Length of Road constructed	Targets received from Administrative Ministry.	Yes	Ministry of Rural Development
17	Village electrified under Deendayal Upadhyaya Gram Jyoti Yojana (DDUGJY)	19	Villages electrified	Targets fixed & received from Administrative Ministry	Yes	Ministry of Power

Item No.	Name of the item	Parameter	Parameters/ indicators	Whether State-wise targets fixed by the concerned Administrative Ministries	Whether targets have been received	Nodal Ministry
18	Energising Pump sets	20	Pumpsets Energised	Administrative Ministry has suggested the States/UTs to fix their own targets.	Received from States of Andhra Pradesh, Haryana, Punjab, Meghalaya, Goa, Puducherry, Rajasthan and Tamil Nadu. Previous year targets have been repeated for other States.	Ministry of Power
19	Supply of Electricity	21	Electricity demanded	Targets fixed & received from Administrative Ministry	Yes	-do-

*\* The items, where Administrative Ministries have not fixed State-wise targets, are not monitored for performance analysis. These items are normally demand driven and are accordingly monitored for actual achievements only.*

**List of items where the concerned schemes are yet to be operationalised**

- (i) ***Quick and inexpensive justice–Gram Nyayalayas and Nyaya Panchayats:*** Ministry of Panchayati Raj is consulting Central Ministries and States/UT Governments regarding draft bill on Nyaya Panchayats.

**ABBREVIATIONS USED**

AAY	Antyodaya Anna Yojana
NRDWP	National Rural Drinking Water Programme
EWS	Economically Weaker Section
PMAY-G	Pradhan Mantri Awaas Yojana – Grameen
ICDS	Integrated Child Development Scheme
EWS/LIG	Economically Weaker Section/Low Income Group
MWE	Minimum Wages Enforcement
NC	Not Covered
NREGS	National Rural Employment Guarantee Scheme
PC	Partially Covered
PMGSY	Pradhan Mantri Gram Sadak Yojana
SC	Scheduled Caste
DDUGJY	Deendayal Upadhyaya Gram Jyoti Yojana
NRLM	National Rural Livelihood Mission
SHG	Self Help Groups
TPDS	Targeted Public Distribution system
NFSA	National Food Security Act
NSFDC	National Scheduled Castes Finance & Development Corporation
NRLM	National Rural Livelihoods Mission