

**TWENTY POINT PROGRAMME-2006**  
**PROGRESS REPORT**  
**FOR**  
**2012 – 2013**



**GOVERNMENT OF INDIA**  
**MINISTRY OF STATISTICS AND PROGRAMME IMPLEMENTATION**  
**SARDAR PATEL BHAWAN, SANSAD MARG,**  
**NEW DELHI-110 001**

Website: [www.mospi.gov.in](http://www.mospi.gov.in)

# CONTENTS

		Page No.
I.	Introduction	i
II.	List of Twenty Points	ii
III.	List of Monthly Monitored Items	iii
IV.	Status of receipt of targets for Monthly Monitored items	iv
V.	List of items /parameters identified for appraisal	vii
VI.	List of items under TPP-2006 yet to be operationalised	viii

## PART-I Overall Performance Analysis

VII.	Progress Report	1
VIII.	Highlights of Performance	2
	Table - A: All India Performance	6
	Table - B : State-wise Performance	7
	Table - C : State -wise and Item-wise Performance	12

## PART- II Performance Tables

Table No.	Description of Item	
1	Employment Generation - <i>MGNREG</i> Scheme	22
2(A)	Swaranjayanti Gram Swarajgar Yojana (SGSY)	23
2(B)	SC, ST, Women and Disabled Swarozgaries assisted under SGSY	25
3(A)	SHG formed under SGSY	26
3(B)	SHG to whom income generating activities provided	27
4(A)	Distribution of Waste Land to the Landless	29
4(B)	Waste Land distributed to SC, ST and others	30
5(A)	Minimum Wages Enforcement (including Farm Labour)	31
	(i) Inspections made (ii) Irregularities detected	
	(iii) Irregularities rectified	
5(B)	Minimum Wages Enforcement (including Farm Labour)	32
	(i) Claims Filed (ii) Claims Settled	
5(c)	Minimum Wages Enforcement (including Farm Labour)	33
	(i) Prosecution cases pending (ii) Prosecution cases filed	
	(iii) Prosecution cases decided	
6(A)	<i>Food Security</i> : Targeted Public Distribution System (TPDS) for AAY, APL & BPL,	34
6(B)	<i>Food Security</i> : TPDS for Antyodaya Anna Yojana (AAY) only	36
6(C)	<i>Food Security</i> : TPDS for Below Poverty Line (BPL) only	38
7	Rural Housing : Indira Awaas Yojana (IAY)	40

**Contd...**

<b>Table No.</b>	<b>Description of Item</b>	<b>Page No.</b>
8	EWS/LIG Houses in Urban Areas	42
9	<i>National Rural Drinking Water Programme (NRDWP)</i>	
9(A)	Coverage of Habitations (Partially Covered & Slipped back)	44
9(B)	Coverage of Water Quality Affected Habitations	46
10	Sanitation Programme in Rural Areas	48
11	Institutional Delivery	49
12	SC Families assisted	50
13	Universalization of ICDS Scheme	52
14	Functional Anganwadis	54
15	Number of Urban Poor Families assisted under Seven Point Charter	56
16(A)	Afforestation- Area Covered under Plantation (Public and Forest Lands)	58
16(B)	<i>Afforestation:</i> Seedlings Planted (Public and Forest Lands)	60
17	Rural Roads Constructed under (PMGSY)	62
18	Village electrified under Rajiv Gandhi Grameen Vidyutikaran Yojana (RGGVY)	64
19	Energising Pump sets	66
20	Supply of Electricity	68

### **PART- III**

<b>State/UT-wise Performance</b>	70-140
----------------------------------	--------

#### **Annexures**

Annexure – I : List of 65 items to be monitored under TPP-2006	141-143
Annexure – II : Abbreviations used	144

# **Twenty Point Programme – 2006**

## **An Introduction**

The Twenty Point Programme (TPP) was launched by the Government of India in the year 1975 and was restructured in 1982, 1986 and again in 2006. The restructured programme, known as Twenty Point Programme (TPP) – 2006, became operational with effect from 1<sup>st</sup> April 2007. The programme is meant to give a thrust to schemes relating to poverty alleviation, employment generation in rural areas, housing, education, family welfare & health, protection of environment and many other schemes having a bearing on the quality of life, especially in the rural areas.

2. The programmes and schemes under the TPP-2006 are in line with the priorities contained in the Millennium Development Goals (MDGs) of the United Nations and SAARC Social Charter. The original nomenclature, namely the Twenty Point Programme, which has been in existence for more than three decades and carries the stamp of familiarity among the people and administrative agencies, has been retained.

3. Twenty Point Programme (TPP) – 2006 originally consisted of 20 Points (**Appendix-1**) and 66 items being monitored individually by Central Nodal Ministries concerned. Up to 2007-08, out of 66 items, 22 items were monitored on monthly basis. From 1<sup>st</sup> April 2008 *Sampoorna Grameen Rojgar Yojana* (SGRY) has been merged with another item namely *National Rural Employment Guarantee Act* which has now been renamed as *Mahatma Gandhi National Rural Employment Guarantee Act* from 31<sup>st</sup> December 2009. Therefore, SGRY has been dropped from the list of 66 items and only 65 items are now monitored under TPP-2006 (since 2008-09). The list of 65 items is enclosed at **Annexure-I**.

4. Out of 65 items, 20 items are being monitored on monthly basis during the period 2012-13 against the targets fixed at the beginning of financial year by the Central Nodal Ministries and State Governments (information in respect of 16 items is being collected from various States/ UTs and for remaining 4 items from the concerned Central Nodal Ministries) (**Appendix-2&3**). The remaining items under TPP-2006 are being monitored on annual basis as the information in respect of these items is made available by the concerned Central Nodal Ministries only on annual basis. These 65 items consist of 162 identified parameters. However, for the purpose of monthly performance, 19 identified parameters have been taken (**Appendix-4**).

5. Some of the schemes/programmes are yet to be operationalised by the Central Nodal Ministries concerned. These items will be monitored only after the schemes come into existence and their frequency of monitoring will also be decided later. The details of such items are available at **Appendix-5**.

6. The monitoring mechanism for TPP-2006 has been widened by including Block level monitoring in addition to District, State and Central level monitoring. Most of the States/Union Territories have constituted Block, District and State level monitoring committees. At the Centre, the progress of individual items is monitored and reviewed by the Departments/Ministries concerned. The Ministry of Statistics & Programme Implementation (MOSPI) monitors the programme/ schemes covered under TPP-2006 on the basis of performance reports received from State Governments and Central Nodal Ministries.



## **Twenty Point Programme – 2006**

### **List of Twenty Points**

1. Garibi Hatao [Poverty Eradication]
2. Jan Shakti [Power to People]
3. Kisan Mitra [Support to Farmers]
4. Shramik Kalyan [Labour Welfare]
5. Khadya Suraksha [Food Security ]
6. Subke Liye Aawas [Housing for All]
7. Shudh Peya Jal [Clean Drinking Water]
8. Jan Jan Ka Swasthya [Health for All]
9. Sabke Liye Shiksha [Education for All]
10. Anusuchit Jaati, Jan Jaati, Alp-sankhyak evam Anya Pichhra  
Varg Kalyan [Welfare of Scheduled Castes, Scheduled Tribes,  
Minorities and OBCs]
11. Mahila Kalyan [Women Welfare]
12. Bal Kalyan [Child Welfare]
13. Yuva Vikas [Youth Development]
14. Basti Sudhar [Improvement of Slums]
15. Paryavaran Sanrakshan evam Van Vridhi  
[Environment Protection and Afforestation]
16. Samajik Suraksha [Social Security]
17. Grameen Sadak [Rural Roads]
18. Grameen Oorja [Energization of Rural Area]
19. Pichhara Kshetra Vikas [Development of Backward Areas]
20. e- Shasan [IT enabled e-Governance]

## **Twenty Point Programme – 2006**

### **Monthly Monitored Items**

1. Employment Generation under *Mahatma Gandhi National Rural Employment Guarantee Scheme (MGNREGA)*
2. Swaranjayanti Gram Swarojgar Yojana (SGSY)
3. ***Self help Groups:***
  - (i) Self help Groups formed under SGSY
  - (ii) SHGs to whom income generating activities provided under SGSY
4. Distribution of Waste land to landless
5. Minimum Wages Enforcement (including Farm Labour)
6. ***Food Security:***
  - (i) Targeted Public Distribution System (TPDS) for AAY, APL& BPL,
  - (ii) TPDS for Antyodaya Anna Yojana (AAY) only
  - (iii) TPDS for Below Poverty Line (BPL) only
7. Rural Housing for Indira Awaas Yojana (IAY)
8. EWS/LIG Houses in Urban Areas
9. ***Rural Areas-*** National Rural Drinking Water Programme- (NRDWP)
  - (i) Coverage of Habitations (Partially Covered & Slipped back)- (*NRDWP*)
  - (ii) Coverage of Water Quality Affected Habitations – (*NRDWP*)
10. Sanitation Programme in Rural Areas
11. Institutional Delivery
12. SC Families Assisted
13. Universalisation of ICDS Scheme
14. Functional Anganwadis
15. Number of Urban Poor Families Assisted under Seven Point Charter viz. land tenure, housing at affordable cost, water, sanitation, health, education, and social security.
16. ***Afforestation:***
  - (a) Area Covered under Plantation on - Public and Forest Lands
  - (b) Number of Seedlings planted on -Public and Forest Lands
17. Rural Roads constructed under Prime Minister Grameen Sadak Yojana (PMGSY)
18. Village Electrified under Rajiv Gandhi Grameen Vidyutikaran Yojana (RGGVY)
19. Energising Pump sets
20. Supply of Electricity

**STATUS OF RECEIPT OF TARGETS FOR MONTHLY MONITORED ITEMS UNDER TPP-2006**

<b>Item No.</b>	<b>Name of the item</b>	<b>Paramete</b>	<b>Parameters/ indicators</b>	<b>Whether State-wise targets fixed by the concerned Administrative Ministries</b>	<b>Whether targets have been received</b>	<b>Nodal Ministry</b>
<b>1</b>	Employment Generation under <i>Mahatma Gandhi National Rural Employment Guarantee Scheme</i>	-	(i) No. of job card issued  (ii) Employment generated  (iii) Wages given	Targets not fixed * by Administrative Ministry	-	Ministry of Rural Development
<b>2</b>	Swaranjayanti Gram Swarojgar Yojana (SGSY)	<b>1</b>	<i>Individual Swarozgaries Assisted</i> (i) Total (ii) SC (iii) ST (iv) Women (v) Disabled person	Targets fixed & received from Administrative Ministry	Yes	-do-
<b>3</b>	Self Help Groups	<b>2</b>	SHGs under SGSY - SHG formed  - SHG to whom income generating activities provided	Targets not fixed * by Administrative Ministry Targets fixed & received from Administrative Ministry	-  Yes	-do-  -do-
<b>4</b>	Distribution of Waste land to the landless	-	Waste Land distributed (i) Total (ii) SC (iii)ST (iv) Others	Targets not fixed * by Administrative Ministry	-	-do-
<b>5</b>	<b>Minimum Wages Enforcement</b> (including Farm Labour)	-	(a) <i>Agriculture and Farm workers</i> (i) Inspections made (ii) Irregularities detected (iii) Irregularities rectified (iv) Claims filed (v) claims settled (vi) Prosecution cases pending (vii) Prosecution cases filed (viii) Prosecution cases decided (b) <i>others</i>	Targets not fixed * by Administrative Ministry	-	Ministry of Labour & Employment

<b>Item No.</b>	<b>Name of the item</b>	<b>Parameter</b>	<b>Parameters/ indicators</b>	<b>Whether State-wise targets fixed by the concerned Administrative Ministries</b>	<b>Whether targets have been received</b>	<b>Nodal Ministry</b>
<b>6</b>	<b>Food Security:</b> (i) Targeted Public Distribution System (AAY+APL+BPL) (ii) Antyodaya Anna Yojana (AAY) (iii) Below Poverty Line (BPL)	<b>3</b> <b>4</b> <b>5</b>	Allocation of Food Grains to States/UTs  Allocation of Food Grains to States/UTs  Allocation of Food Grains to States/UTs	Targets fixed & received from Administrative Ministry  -do-  -do-	Yes  Yes  Yes	Ministry of Consumer Affairs, Food & Public Distribution -do- -do-
<b>7</b>	Rural Housing - Indira Awaas Yojana (IAY)	<b>6</b>	Houses constructed	Targets fixed & received from Administrative Ministry	Yes	Ministry of Rural Development
<b>8</b>	EWS/LIG Houses in Urban Areas	<b>7</b>	Houses constructed	Targets fixed & received from Administrative Ministry	Yes	M/o Housing and Urban Poverty Alleviation
<b>9</b>	<b>Rural Areas</b> - National Rural Drinking Water Programme -(NRDWP)	<b>8</b>  <b>9</b>	(i) Coverage of Habitations (Partially Covered & Slipped back)- (NRDWP)  (ii) Coverage of water quality affected habitations – (NRDWP)	Targets fixed & received from Administrative Ministry  Targets fixed & received from Administrative Ministry	Yes  Yes	Ministry of Drinking Water and Sanitation  -do-
<b>10.</b>	Sanitation Programme in Rural Areas	-	Individual Household latrines constructed	Targets not fixed * by Administrative Ministry	-	Ministry of Drinking Water and Sanitation
<b>11.</b>	Institutional Delivery	-	Delivery in Institutions	Targets not fixed * by Administrative Ministry	-	Ministry of Health & Family Welfare
<b>12.</b>	SC Families Assisted	<b>10</b>	SC Families assisted	Targets fixed & received from Administrative Ministry	Yes	M/o Social Justice and Empowerment
<b>13.</b>	Universalisation of ICDS Scheme	<b>11</b>	ICDS Blocks Operational (Cumulative)	Targets fixed & received from Administrative Ministry	Yes	Ministry of Women and Child Development

Item No.	Name of the item	Parameter	Parameters/ indicators	Whether State-wise targets fixed by the concerned Administrative Ministries	Whether targets have been received	Nodal Ministry
14.	Functional Anganwadis	12	Anganwadis Functional (cumulative)	Targets fixed & received from Administrative Ministry	Yes	Ministry of Women and Child Development
15.	Number of Urban poor families assisted under seven point charter viz. land tenure, housing at affordable cost, water, sanitation, health, education, and social security.	13	Poor Families assisted	Targets fixed & received from Administrative Ministry	Yes	M/o Housing and Urban Poverty Alleviation
16	<b>Afforestation:</b> (a) Area Covered under Plantation on - Public and Forest Lands (b) Number of Seedlings planted on -Public and Forest Lands	14	(a) Area Covered under Plantation on - Public and Forest Lands	Targets fixed & received from Administrative Ministry	Yes	Ministry of Environment and Forest
		15	(b)Number of Seedlings	Targets fixed & received from Administrative Ministry	Yes	do
17.	Rural Roads – PMGSY	16	Length of Road Constructed	Targets fixed & received from Administrative Ministry	Yes	Ministry of Rural Development
18.	Rajiv Gandhi Grameen Vidyutikaran Yojana (RGGVY)	17	Villages electrified	Targets not received from Administrative Ministry. Previous year targets have been adopted	Yes Targets of 1 States have been received so far	Ministry of Power
19.	Energising Pump sets	18	Pumpsets Energised	Partial Targets fixed & received from Administrative Ministry	Targets of 6 States have been received so far	-do-
20	Supply of Electricity	19	Electricity demanded	Targets fixed & received from Administrative Ministry	Yes	-do-

*\* The items where Administrative Ministries have not fixed State-wise targets are not monitored for performance analysis. These items are normally demand driven and are accordingly monitored for actual achievements only.*

*Reminders were sent to the Administrative Ministry to provide targets for 2012-13.*

## Twenty Point Programme – 2006

### Items/Parameters identified for appraisal

For the purpose of monthly appraisal, the performance of States under TPP-2006 is evaluated on the following 19 Parameters, contained in 15 Items and as per State/UT wise targets fixed by the Central Administrative Ministries.

Items	Para- meters	Description of Item
1	1	Total no. of Individual Swarozgaries assisted under SGSY
2	2	SHGs to whom income generating activities provided under SGSY
3	-	<b>Food Security:</b>
	3	(i) Targeted Public Distribution System (TPDS) for AAY, APL & BPL,
	4	(ii) TPDS for Antyodaya Anna Yojana (AAY) only
	5	(iii) TPDS for Below Poverty Line (BPL) only
4	6	Rural Housing under Indira Awaas Yojana (IAY)
5	7	EWS/LIG Houses in Urban Areas
6	-	<b>Rural Areas: National Rural Drinking Water Programme -(NRDWP)</b>
	8	(i) Coverage of Habitations (Partially Covered & Slipped back)- (NRDWP)
	9	(ii) Coverage of Water Quality Affected Habitations – (NRDWP)
7	10	SC Families assisted
8	11	Universalisation of ICDS Scheme
9	12	Functional Anganwadis
10.	13	Number of urban poor families assisted under Seven Point Charter viz. land tenure, housing at affordable cost, water, sanitation, health, education, and social security.
11	-	<b>Afforestation:</b>
	14	(i) Area covered under Plantation on- Public and Forest Lands
	15	(ii) Number of Seedlings planted on- Public and Forest Lands
12	16	Rural Roads constructed under Prime Minister Grameen Sadak Yojana (PMGSY)
13	17	Village electrified under Rajiv Gandhi Grameen Vidyutikaran Yojana (RGGVY)
14	18	Energising Pump sets and
15	19	Supply of Electricity

**List of items where the concerned schemes are yet to be operationalised**

(i) ***Quick and inexpensive justice–Gram Nyayalayas and Nyaya Panchayats<sup>1</sup>***: Ministry of Panchayati Raj is consulting Central Ministries and States/UT Governments regarding draft bill on Nyaya Panchayats.

(ii) ***Sports for all in Rural and Urban Areas<sup>2</sup>***: The scheme titled “Nagar Palika Yuva Krida Aur Khel Abhiyan” for the development of sports infrastructure in urban areas is yet to be approved.

1. when operationalise it will be monitored under Point No. 2 ***Jan Shakti (Power to People)*** (Item 6)
2. when operationalise it will be monitored under Point No 13 ***Yuva Vikas (Youth Development)*** (Item 47)

# **PART - I**

**TWENTY POINT PROGRAMME - 2006**

**OVERALL PERFORMANCE ANALYSIS**



# Twenty Point Programme-2006

## Progress Report\* – (April 2012 - March 2013)

This monthly progress report of Twenty Point Programme-2006 consists of two parts: **Part-I** contains an analysis of the overall performance, whereas **Part-II** deals with item-wise performance.

2. The report is compiled on the basis of data received from the Central Nodal Ministries and State Governments/UT Administrations. The data is received either through web enabled software developed by National Informatics Centre (NIC) Cell in this Ministry or through fax/e-mail/post. The processing of data has been done in association with NIC Cell.
3. The analysis for the period **April 2012 – March 2013** shows that the performance under **thirteen** items has been **‘Very Good’** (90% or above the targets). These items are:
  - (i) Individual Swarozgaries assisted under SGSY
  - (ii) Urban Poor Families assisted under Seven Point Charter
  - (iii) ICDS Blocks operational (Cum.)
  - (iv) Pumpsets energised
  - (v) Habitations Covered (partially & Slipped Back) – NRDWP
  - (vi) Seedlings planted (Public and Forest Lands)
  - (vii) SC Families assisted
  - (viii) Anganwadis Functional (Cum.)
  - (ix) Area covered under Plantation (Public & Forest Lands)
  - (x) Food Security: Targeted Public Distribution System only for BPL
  - (xi) SHGs provided Income Generating Activities under SGSY
  - (xii) Food Security: Targeted Public Distribution System only for AAY and
  - (xiii) Supply of Electricity
4. There are **three** items in the category of **‘Good’** (80% to 90% of target).
  - (i) Food Security: Targeted Public Distribution System for (APL+ BPL+AAY)
  - (ii) Houses constructed under Indira Aawas Yojana (IAY)
  - (iii) Road constructed under Prime minister Grameen Sadak Yojana (PMGSY)
5. The performance of **three** items has been **‘Poor’** (below 80% of target). These items are:
  - (i) Houses constructed under EWS/LIG
  - (ii) Coverage of water quality affected habitations – NRDWP
  - (iii) Villages electrified under Rajiv Gandhi Grameen Vidyutikaran Yojana
6. Some of items under TPP-2006 namely *Mahatma Gandhi National Rural Employment Guarantee Scheme (MGNREGS)*, *Self help Groups formed under SGSY*, *Sanitation Programme in Rural Area* and *Institutional Delivery* are demand driven and no targets are assigned by concerned nodal Ministries whereas for items like *Distribution of Wasteland to the landless* and *Minimum Wages Enforcement (including Farm Labour)*, concerned administrative Ministries are not in position to provide State/UT-wise targets; as such all these items are being monitored on monthly basis without any targets and are accordingly not considered for the purpose of appraisal. In items where quarterly/ annual targets have been provided by the Ministries concerned, monthly targets have been worked out on prorata basis.

\* Based on monthly monitored 19 Parameters.

## HIGHLIGHTS OF PERFORMANCE

Sl. No.	Item	Achievement for April 2012 - March 2013
<b>1- Employment Generated under MGNREGS.</b>		
	(i) No. of Job cards issued	63.28 lakh *
	(ii) Employment generated	301.99 crore mandays
	(iii) Wages given	Rs.26371.72 crore
<b>2- Swaranjayanti Gram Swarozgar Yojana (SGSY)</b>		
	No. of Individual Swarozgaries assisted	3,32,196
<b>3- Self help Groups</b>		
	(i) No. of SHG formed	2,32,445
	(ii) No. of SHG to whom income generating activities provided under SGSY	1,76,834
<b>4- Distribution of waste land to the landless</b>		
	Land distributed	3,54,885 hectare
<b>5- Minimum Wages Enforcement (Including Farm Labour)</b>		
	(i) No. of Inspections made	6,696
	(ii) No. of Irregularities detected	1,335
	(iii) No. of Irregularities rectified	1,363
	(iv) No. of Claims filed	329
	(v) No. of Claims settled	489
	(vi) No. of Prosecution cases pending	427
	(vii) No. of Prosecution cases filed	2
	(viii) No. of Prosecution cases decided	8
<b>6- Food Security: (i) TPDS (ii) AAY (iii) BPL</b>		
	(i) Food Security: Targeted Public Distribution System (TPDS)	448.76 lakh tonnes
	(ii) Food Security: Antyodaya Anna Yojana (AAY)	100.16 lakh tonnes
	(iii) Food Security: Below Poverty Line (BPL)	179.62 lakh tonnes
<b>7- Rural Housing-Indira Awaas Yojana</b>		
	No. of Houses constructed	26,57,682
<b>8- EWS/LIG Houses in Urban Areas</b>		
	No. of Houses constructed	1,48,199

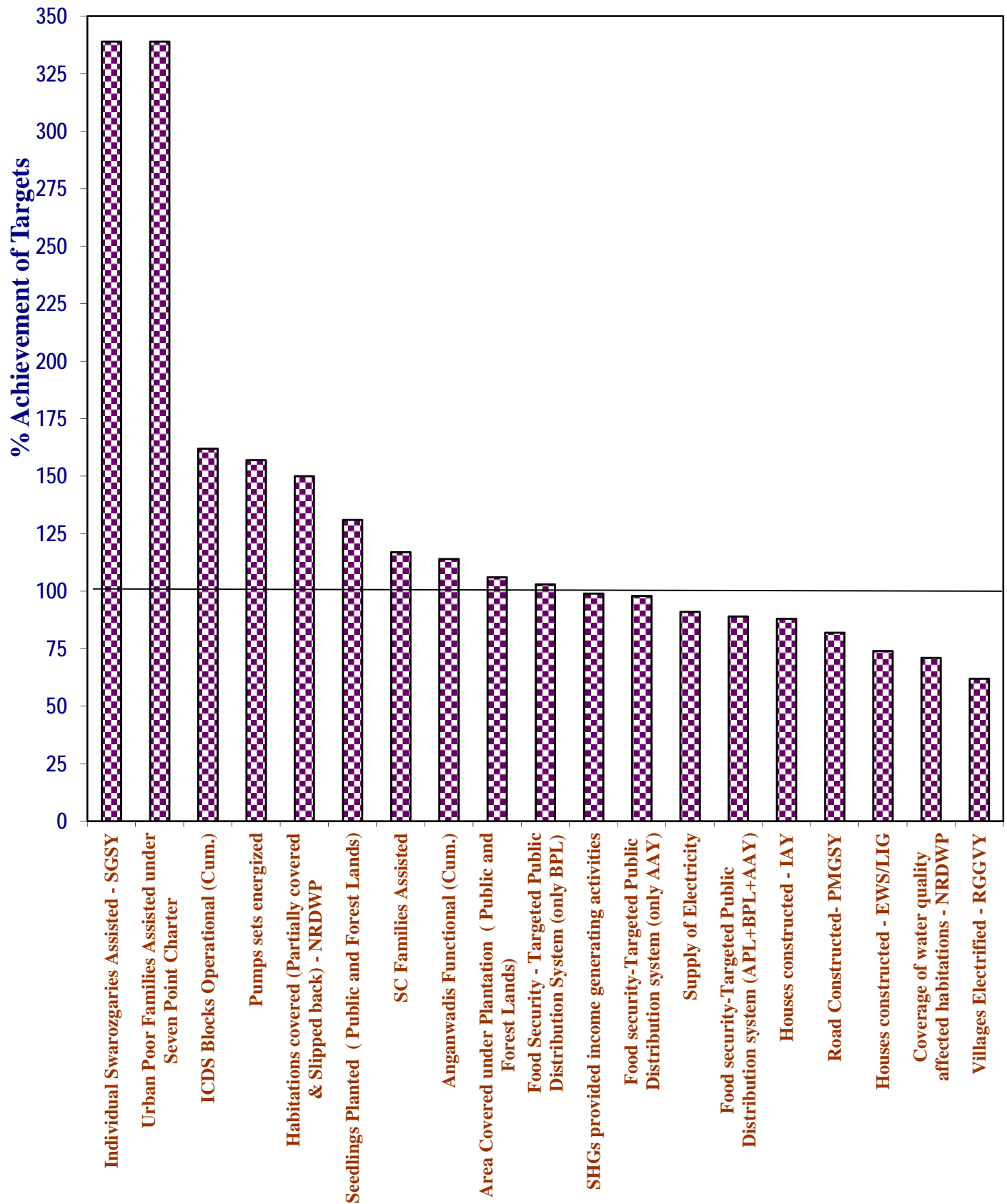
Contd.....

<b>Sl. No.</b>	<b>Item</b>	<b>Achievement for April 2012 - March 2013</b>
<b>9-</b>	<b>Rural Areas. - National Rural Drinking Water Programme-(NRDWP)</b>	
	(i) Coverage of Habitations (Partially covered & Slipped back)- (NRDWP)	1,12,849
	(ii) Coverage of Water Quality Affected Habitations – (NRDWP)	17,794
<b>10-</b>	<b>Sanitation Programme in Rural Areas</b>	
	No. of Individual household latrines constructed	45.59 lakh
<b>11-</b>	<b>Institutional Delivery</b>	
	No. of Deliveries in Institutions	172.86 lakh
<b>12-</b>	<b>SC Families Assisted</b>	
	No. of SC Families assisted	77.04 lakh
<b>13-</b>	<b>Universalisation of ICDS Schemes</b>	
	No. of ICDS Blocks Operational (Cum.)	11,355
<b>14-</b>	<b>Functional Anganwadis</b>	
	No. of Anganwadis Functional (Cum.)	15.35 lakh
<b>15-</b>	<b>Number of Urban poor families assisted under Seven Point Charter viz. land tenure, housing at affordable cost, water, sanitation, health, education, and social security.</b>	
	No. of Poor Families assisted	10.16 lakh
<b>16-</b>	<b>Afforestation:</b>	
	(i) Area covered under Plantation (Public and Forest Lands)	16,29,066 hectares
	(ii) No. of Seedlings planted (Public and Forest Lands)	130.34 crore
<b>17-</b>	<b>Rural Road- Prime Minister Grameen Sadak Yojana (PMGSY)</b>	
	Length of Road constructed	24,487 Kms
<b>18-</b>	<b>Rajiv Gandhi Grameen Vidyutikaran Yojana (RGGVY)</b>	
	No.of Villages electrified	8,825
<b>19-</b>	<b>Energized Pumps sets</b>	
	No. of Pumps sets energized	5,29,058
<b>20-</b>	<b>Supply of Electricity</b>	
	Electricity supplied	8,94,911 Million Units(MU)

**Note:-** \* Some of States are reporting cumulative performance since inception. These are now reconciled with the performance figures supplied by M/o Rural Development to set performance targets during April 2012- March 2013.

Progress report of one State and Ministry i.e. Dadra & Nagar Haveli and M/o Labour & Empowerment respectively, was not received till due date for the period being reported.

# ALL INDIA PERFORMANCE OF TARGET ORIENTED PARAMETERS DURING APRIL 2012- MARCH 2013



## ACHIEVEMENT HIGHLIGHTS

### PERFORMANCE DURING April 2012 to March 2013

The cumulative performance during April, 2012 to March, 2013 has been "Very Good" for 13 item(s), "Good" for 3 item(s) and "Poor" for 3 item(s).

#### A. "Very Good" Performance (90% or above of targets)

<u>No.</u>	<u>Items</u>	<u>% Achievement</u>
1	Individual Swarozgaries Assisted - SGSY	339
2	Urban Poor Families Assisted under Seven Point Charter	339
3	ICDS Blocks Operational (Cum.)	162
4	Pumps sets energized	157
5	Habitations covered (Partially covered & Slipped back) - NRDWP	150
6	Seedlings Planted ( Public and Forest Lands)	131
7	SC Families Assisted	117
8	Anganwadis Functional (Cum.)	114
9	Area Covered under Plantation ( Public and Forest Lands)	106
10	Food Security - Targeted Public Distribution System (only BPL)	103
11	SHGs provided income generating activities	99
12	Food security-Targeted Public Distribution system (only AAY)	98
13	Supply of Electricity	91

#### B. "Good" Performance (80% to 90%)

14	Food security-Targeted Public Distribution system (APL+BPL+AAY)	89
15	Houses constructed - IAY	88
16	Road Constructed- PMGSY	82

#### C. Areas of concern-where the performance is below 80%

17	Houses constructed - EWS/LIG	74
18	Coverage of water quality affected habitations - NRDWP	71
19	Villages Electrified - RGGVY	62

**Table - A**

Targets for 2012-2013 &amp; April, 2012 to March, 2013 and achievements during the period April, 2012 to March, 2013

**ALL INDIA PERFORMANCE**

Sl. No.	Item Description	Units	Targets		Achievements	% Achievements of Targets during April,2012-March,2013
			2012-2013	April,2012-March,2013	April,2012-March,2013	
1	Individual Swarozgaries Assisted - SGSY	Number	98,101	98,101	3,32,196	339
2	SHGs provided income generating activities	Number	1,78,937	1,78,937	1,76,834	99
3	Food Security:Targeted Public Distribution System(TPDS)	Tonnes	5,04,68,574	5,04,68,574	4,48,76,123	89
4	Food Security:Antodaya Anna Yojana(AAY)	Tonnes	1,02,16,596	1,02,16,596	1,00,15,644	98
5	Food Security:Targeted Public Distribution System (Only BPL)	Tonnes	1,74,61,314	1,74,61,314	1,79,61,651	103
6	Houses constructed - IAY	Number	30,09,700	30,09,700	26,57,682	88
7	Houses constructed - EWS/LIG	Number	2,00,000	2,00,000	1,48,199	74
8	Habitations covered (Partially covered & Slipped back) - NRDWP	Number	75,000	75,000	1,12,849	150
9	Coverage of water quality affected habitations - NRDWP	Number	25,000	25,000	17,794	71
10	SC Families Assisted	Number	65,97,231	65,97,231	77,04,565	117
11	ICDS Blocks Operational (Cum.)	Number	7,018	7,018	11,355	162
12	Anganwadis Functional (Cum.)	Number	13,44,498	13,44,498	15,35,206	114
13	Urban Poor Families Assisted under Seven Point Charter	Number	3,00,000	3,00,000	10,16,417	339
14	Area Covered under Plantation ( Public and Forest Lands)	Hectares	15,41,670	15,41,670	16,29,066	106
15	Seedlings Planted ( Public and Forest Lands)	Number	99,29,26,000	99,29,26,000	1,30,34,76,530	131
16	Road Constructed- PMGSY	Kilometer	30,000	30,000	24,487	82
17	Villages Electrified - RGGVY	Number	14,241	14,241	8,825	62
18	Pumps sets energized	Number	3,36,948	3,36,948	5,29,317	157
19	Electricity supplied	Million Units	9,81,093	9,81,093	8,94,911	91

**Table - B****STATE-WISE PERFORMANCE DURING April, 2012 to March, 2013 (PERCENT ACHIEVEMENT)**

S.No.	Description	ALL							
		INDIA	AP	ARP	AS	BI	CHHA.	DELHI	GOA
1	Individual Swarozgaries Assisted - SGSY	339	654	0	17	7	328	NA	218
2	SHGs provided income generating activities	99	372	0	11	1	75	NA	74
3	Food security-Targeted Public Distribution system (APL+BPL+AAAY)	89	82	97	97	71	95	95	100
4	Food security-Targeted Public Distribution system (only AAY)	98	98	99	99	96	100	72	100
5	Food Security - Targeted Public Distribution System (Only BPL)	103	100	98	99	86	99	103	101
6	Houses constructed - IAY	88	90	26	54	103	63	NA	66
7	Houses constructed - EWS/LIG	74	237	44	13	25	39	11	109
8	Habitations covered (Partially covered & Slipped back) - NRDWP	150	166	188	157	98	118	NA	NA
9	Coverage of water quality affected habitations - NRDWP	71	112	NA	100	51	26	NA	NA
10	SC Families Assisted	117	107	NA	68	750	0	13	0
11	ICDS Blocks Operational (Cum.)	162	100	95	100	100	100	100	100
12	Anganwadis Functional (Cum.)	114	100	98	103	104	85	100	100
13	Urban Poor Families Assisted under Seven Point Charter	339	3,528	0	7	0	0	3	0
14	Area Covered under Plantation ( Public and Forest Lands)	106	106	4	153	134	166	123	105
15	Seedlings Planted ( Public and Forest Lands)	131	138	3	79	134	196	122	241
16	Road Constructed- PMGSY	82	90	121	124	94	43	NA	NA
17	Villages Electrified - RGGVY	62	NA	27	9	75	46	NA	NA
18	Pumps sets energized	157	284	NA	NA	79	120	NA	265
19	Supply of Electricity	91	82	94	93	83	98	99	98

NA - Not Applicable

**Table - B(Contd.)****STATE-WISE PERFORMANCE DURING April, 2012 to March, 2013 (PERCENT ACHIEVEMENT)**

<b>Item No.</b>	<b>Description</b>	<b>ALL INDIA</b>	<b>GUJ</b>	<b>HRY</b>	<b>HP</b>	<b>J&amp;K</b>	<b>JHAR.</b>	<b>KAR</b>	<b>KER</b>
1	Individual Swarozgaries Assisted - SGSY	339	513	224	277	977	98	61	4
2	SHGs provided income generating activities	99	82	83	129	28	99	33	5
3	Food security-Targeted Public Distribution system (APL+BPL+AAY)	89	61	62	99	101	72	82	100
4	Food security-Targeted Public Distribution system (only AAY)	98	93	99	100	100	96	91	100
5	Food Security - Targeted Public Distribution System (Only BPL)	103	94	104	97	100	95	98	100
6	Houses constructed - IAY	88	107	78	100	102	101	101	73
7	Houses constructed - EWS/LIG	74	81	459	102	0	123	511	6
8	Habitations covered (Partially covered & Slipped back) - NRDWP	150	158	146	154	166	42	188	153
9	Coverage of water quality affected habitations - NRDWP	71	108	67	NA	96	79	97	50
10	SC Families Assisted	117	126	134	255	644	1,883	131	24
11	ICDS Blocks Operational (Cum.)	162	100	100	100	100	99	110	100
12	Anganwadis Functional (Cum.)	114	100	100	100	103	100	102	100
13	Urban Poor Families Assisted under Seven Point Charter	339	153	256	100	0	33	101	96
14	Area Covered under Plantation ( Public and Forest Lands)	106	120	119	100	193	23	120	257
15	Seedlings Planted ( Public and Forest Lands)	131	220	135	100	120	61	159	633
16	Road Constructed- PMGSY	82	309	260	89	96	62	175	28
17	Villages Electrified - RGGVY	62	NA	NA	93	32	149	NA	NA
18	Pumps sets energized	157	298	105	187	NA	11	179	93
19	Supply of Electricity	91	100	92	97	75	96	86	96

NA - Not Applicable



**Table - B(Contd.)**

**STATE-WISE PERFORMANCE DURING April, 2012 to March, 2013 (PERCENT ACHIEVEMENT)**

Item No.	Description	ALL INDIA	MP	MAH	MANI	MEGH	MIZ	NAGA	ORI
1	Individual Swarozgaries Assisted - SGSY	339	938	35	16	10	118	59	8
2	SHGs provided income generating activities	99	71	39	97	42	43	0	115
3	Food security-Targeted Public Distribution system (APL+BPL+AAAY)	89	130	77	101	101	95	107	97
4	Food security-Targeted Public Distribution system (only AAY)	98	123	92	100	100	93	113	98
5	Food Security - Targeted Public Distribution System (Only BPL)	103	184	94	101	100	95	109	101
6	Houses constructed - IAY	88	80	87	71	37	89	64	84
7	Houses constructed - EWS/LIG	74	62	54	0	0	24	0	0
8	Habitations covered (Partially covered & Slipped back) - NRDWP	150	157	125	166	141	81	250	397
9	Coverage of water quality affected habitations - NRDWP	71	121	79	NA	34	NA	179	94
10	SC Families Assisted	117	87	42	2	NA	NA	NA	43
11	ICDS Blocks Operational (Cum.)	162	100	100	100	100	100	100	100
12	Anganwadis Functional (Cum.)	114	100	89	90	101	100	100	99
13	Urban Poor Families Assisted under Seven Point Charter	339	63	53	0	26	0	0	33
14	Area Covered under Plantation ( Public and Forest Lands)	106	108	154	81	71	65	54	62
15	Seedlings Planted ( Public and Forest Lands)	131	108	197	125	89	37	93	47
16	Road Constructed- PMGSY	82	100	96	210	80	81	30	58
17	Villages Electrified - RGGVY	62	342	NA	8	29	6	21	18
18	Pumps sets energized	157	401	NA	NA	NA	NA	NA	259
19	Supply of Electricity	91	90	97	95	88	93	94	97

NA - Not Applicable

**Table - B(Contd.)****STATE-WISE PERFORMANCE DURING April, 2012 to March, 2013 (PERCENT ACHIEVEMENT)**

Item No.	Description	ALL INDIA	PUDU	PUN	RAJ	SIK	TN	TRI	UTTA.
1	Individual Swarozgaries Assisted - SGSY	339	1,295	197	386	376	8	0	128
2	SHGs provided income generating activities	99	55	18	95	38	323	126	117
3	Food security-Targeted Public Distribution system (APL+BPL+AAAY)	89	88	74	99	102	98	95	97
4	Food security-Targeted Public Distribution system (only AAY)	98	90	68	98	100	100	101	99
5	Food Security - Targeted Public Distribution System (Only BPL)	103	94	87	99	108	101	97	100
6	Houses constructed - IAY	88	2	25	122	102	90	24	80
7	Houses constructed - EWS/LIG	74	0	0	113	80	7	236	0
8	Habitations covered (Partially covered & Slipped back) - NRDWP	150	0	57	352	57	168	2,375	140
9	Coverage of water quality affected habitations - NRDWP	71	0	19	105	NA	122	106	NA
10	SC Families Assisted	117	14	57	175	167	105	292	9
11	ICDS Blocks Operational (Cum.)	162	100	100	100	100	100	100	100
12	Anganwadis Functional (Cum.)	114	100	100	99	100	100	100	90
13	Urban Poor Families Assisted under Seven Point Charter	339	691	38	127	1,979	117	622	95
14	Area Covered under Plantation ( Public and Forest Lands)	106	274	138	112	121	148	75	96
15	Seedlings Planted ( Public and Forest Lands)	131	887	220	115	124	90	73	126
16	Road Constructed- PMGSY	82	NA	198	108	18	52	63	85
17	Villages Electrified - RGGVY	62	NA	NA	121	0	NA	20	NA
18	Pumps sets energized	157	96	37	150	NA	120	NA	375
19	Supply of Electricity	91	98	95	97	100	83	95	95

NA - Not Applicable

**Table - B(Contd.)**

**STATE-WISE PERFORMANCE DURING April, 2012 to March, 2013 (PERCENT ACHIEVEMENT)**

Item No.	Description	ALL INDIA	UP	WB	A&N	CHND.	D&N	D&D	LAKSH
1	Individual Swarozgaries Assisted - SGSY	339	357	1,761	1,989	NA	411	22	1,267
2	SHGs provided income generating activities	99	71	251	206	NA	50	0	0
3	Food security-Targeted Public Distribution system (APL+BPL+AAAY)	89	90	94	44	91	100	80	86
4	Food security-Targeted Public Distribution system (only AAY)	98	99	93	42	22	101	104	100
5	Food Security - Targeted Public Distribution System (Only BPL)	103	101	100	51	99	100	105	98
6	Houses constructed - IAY	88	43	140	17	NA	94	6	67
7	Houses constructed - EWS/LIG	74	10	168	0	0	0	NA	NA
8	Habitations covered (Partially covered & Slipped back) - NRDWP	150	154	317	NA	NA	NA	NA	NA
9	Coverage of water quality affected habitations - NRDWP	71	53	56	NA	NA	NA	NA	NA
10	SC Families Assisted	117	14	219	NA	89	NA	NA	NA
11	ICDS Blocks Operational (Cum.)	162	99	851	100	100	100	100	200
12	Anganwadis Functional (Cum.)	114	100	280	99	107	100	97	100
13	Urban Poor Families Assisted under Seven Point Charter	339	25	755	0	5	0	NA	NA
14	Area Covered under Plantation ( Public and Forest Lands)	106	82	59	101	73	80	53	110
15	Seedlings Planted ( Public and Forest Lands)	131	99	156	101	45	201	254	187
16	Road Constructed- PMGSY	82	23	81	NA	NA	NA	NA	NA
17	Villages Electrified - RGGVY	62	NA	NA	NA	NA	NA	NA	NA
18	Pumps sets energized	157	57	2,343	NA	NA	NA	40	NA
19	Supply of Electricity	91	83	99	77	100	96	93	100

NA - Not Applicable

## **Table - C**

Items in which the States/UTs performance is Very Good (90% and above),  
Good (80% to 90%) and Poor (below 80%) during the period  
April, 2012 to March, 2013

### **1. ANDHRA PRADESH**

#### **Very Good**

Individual Swarozgaris Assisted - SGSY, SHGs provided income generating activities, Food Security:Antodaya Anna Yojana(AAY), Food Security:Targeted Public Distribution System (Only BPL), Houses constructed - IAY, Houses constructed - EWS/LIG, Habitations covered (Partially covered & Slipped back) - NRDWP, Coverage of water quality affected habitations - NRDWP, SC Families Assisted, ICDS Blocks Operational (Cum.), Anganwadis Functional (Cum.), Urban Poor Families Assisted under Seven Point Charter, Area Covered under Plantation (Public and Forest Lands), Seedlings Planted (Public and Forest Lands), Road Constructed- PMGSY, Pumps sets energized

#### **Good**

Food Security:Targeted Public Distribution System(TPDS), Electricity supplied

### **2. ARUNACHAL PRADESH**

#### **Very Good**

Food Security:Targeted Public Distribution System(TPDS), Food Security:Antodaya Anna Yojana(AAY), Food Security:Targeted Public Distribution System (Only BPL), Habitations covered (Partially covered & Slipped back) - NRDWP, ICDS Blocks Operational (Cum.), Anganwadis Functional (Cum.), Road Constructed- PMGSY, Electricity supplied

#### **Poor**

Individual Swarozgaris Assisted - SGSY, SHGs provided income generating activities, Houses constructed - IAY, Houses constructed - EWS/LIG, Urban Poor Families Assisted under Seven Point Charter, Area Covered under Plantation (Public and Forest Lands), Seedlings Planted (Public and Forest Lands), Villages Electrified - RGGVY

### **3. ASSAM**

#### **Very Good**

Food Security:Targeted Public Distribution System(TPDS), Food Security:Antodaya Anna Yojana(AAY), Food Security:Targeted Public Distribution System (Only BPL), Habitations covered (Partially covered & Slipped back) - NRDWP, Coverage of water quality affected habitations - NRDWP, ICDS Blocks Operational (Cum.), Anganwadis Functional (Cum.), Area Covered under Plantation (Public and Forest Lands), Road Constructed- PMGSY, Electricity supplied

#### **Poor**

Individual Swarozgaris Assisted - SGSY, SHGs provided income generating activities, Houses constructed - IAY, Houses constructed - EWS/LIG, SC Families Assisted, Urban Poor Families Assisted under Seven Point Charter, Seedlings Planted (Public and Forest Lands), Villages Electrified - RGGVY

### **4. BIHAR**

#### **Very Good**

Food Security:Antodaya Anna Yojana(AAY), Houses constructed - IAY, Habitations covered (Partially covered & Slipped back) - NRDWP, SC Families Assisted, ICDS Blocks Operational (Cum.), Anganwadis Functional (Cum.), Area Covered under Plantation (Public and Forest Lands), Seedlings Planted (Public and Forest Lands), Road Constructed- PMGSY

#### **Good**

Food Security:Targeted Public Distribution System (Only BPL), Electricity supplied

#### **Poor**

Individual Swarozgaris Assisted - SGSY, SHGs provided income generating activities, Food Security:Targeted Public Distribution System(TPDS), Houses constructed - EWS/LIG, Coverage of water quality affected habitations - NRDWP, Urban Poor Families Assisted under Seven Point Charter, Villages Electrified - RGGVY, Pumps sets energized

## **5. CHHATISGARH**

### **Very Good**

Individual Swarozgaries Assisted - SGSY, Food Security:Targeted Public Distribution System(TPDS), Food Security:Antodaya Anna Yojana(AAY), Food Security:Targeted Public Distribution System (Only BPL), Habitations covered (Partially covered & Slipped back) - NRDWP, ICDS Blocks Operational (Cum.), Area Covered under Plantation ( Public and Forest Lands), Seedlings Planted ( Public and Forest Lands), Pumps sets energized, Electricity supplied

### **Good**

Anganwadis Functional (Cum.)

### **Poor**

SHGs provided income generating activities, Houses constructed - IAY, Houses constructed - EWS/LIG, Coverage of water quality affected habitations - NRDWP, SC Families Assisted, Urban Poor Families Assisted under Seven Point Charter, Road Constructed- PMGSY, Villages Electrified - RGGVY

## **6. DELHI**

### **Very Good**

Food Security:Targeted Public Distribution System(TPDS), Food Security:Targeted Public Distribution System (Only BPL), ICDS Blocks Operational (Cum.), Anganwadis Functional (Cum.), Area Covered under Plantation ( Public and Forest Lands), Seedlings Planted ( Public and Forest Lands), Electricity supplied

### **Poor**

Food Security:Antodaya Anna Yojana(AAY), Houses constructed - EWS/LIG, SC Families Assisted, Urban Poor Families Assisted under Seven Point Charter

## **7. GOA**

### **Very Good**

Individual Swarozgaries Assisted - SGSY, Food Security:Targeted Public Distribution System(TPDS), Food Security:Antodaya Anna Yojana(AAY), Food Security:Targeted Public Distribution System (Only BPL), Houses constructed - EWS/LIG, ICDS Blocks Operational (Cum.), Anganwadis Functional (Cum.), Area Covered under Plantation ( Public and Forest Lands), Seedlings Planted ( Public and Forest Lands), Pumps sets energized, Electricity supplied

### **Poor**

SHGs provided income generating activities, Houses constructed - IAY, SC Families Assisted, Urban Poor Families Assisted under Seven Point Charter

## **8. GUJARAT**

### **Very Good**

Individual Swarozgaries Assisted - SGSY, Food Security:Antodaya Anna Yojana(AAY), Food Security:Targeted Public Distribution System (Only BPL), Houses constructed - IAY, Habitations covered (Partially covered & Slipped back) - NRDWP, Coverage of water quality affected habitations - NRDWP, SC Families Assisted, ICDS Blocks Operational (Cum.), Anganwadis Functional (Cum.), Urban Poor Families Assisted under Seven Point Charter, Area Covered under Plantation ( Public and Forest Lands), Seedlings Planted ( Public and Forest Lands), Road Constructed- PMGSY, Pumps sets energized, Electricity supplied

### **Good**

SHGs provided income generating activities, Houses constructed - EWS/LIG

### **Poor**

Food Security:Targeted Public Distribution System(TPDS)

## **9. HARYANA**

### **Very Good**

Individual Swarozgaries Assisted - SGSY, Food Security:Antodaya Anna Yojana(AAY), Food Security:Targeted Public Distribution System (Only BPL), Houses constructed - EWS/LIG, Habitations covered (Partially covered & Slipped back) - NRDWP, SC Families Assisted, ICDS Blocks Operational (Cum.), Anganwadis Functional (Cum.), Urban Poor Families Assisted under Seven Point Charter, Area Covered under Plantation (Public and Forest Lands), Seedlings Planted (Public and Forest Lands), Road Constructed- PMGSY, Pumps sets energized, Electricity supplied

### **Good**

SHGs provided income generating activities

### **Poor**

Food Security:Targeted Public Distribution System(TPDS), Houses constructed - IAY, Coverage of water quality affected habitations - NRDWP

## **10. HIMACHAL PRADESH**

### **Very Good**

Individual Swarozgaries Assisted - SGSY, SHGs provided income generating activities, Food Security:Targeted Public Distribution System(TPDS), Food Security:Antodaya Anna Yojana(AAY), Food Security:Targeted Public Distribution System (Only BPL), Houses constructed - IAY, Houses constructed - EWS/LIG, Habitations covered (Partially covered & Slipped back) - NRDWP, SC Families Assisted, ICDS Blocks Operational (Cum.), Anganwadis Functional (Cum.), Urban Poor Families Assisted under Seven Point Charter, Area Covered under Plantation (Public and Forest Lands), Seedlings Planted (Public and Forest Lands), Villages Electrified - RGGVY, Pumps sets energized, Electricity supplied

### **Good**

Road Constructed- PMGSY

## **11. JAMMU AND KASHMIR**

### **Very Good**

Individual Swarozgaries Assisted - SGSY, Food Security:Targeted Public Distribution System(TPDS), Food Security:Antodaya Anna Yojana(AAY), Food Security:Targeted Public Distribution System (Only BPL), Houses constructed - IAY, Habitations covered (Partially covered & Slipped back) - NRDWP, Coverage of water quality affected habitations - NRDWP, SC Families Assisted, ICDS Blocks Operational (Cum.), Anganwadis Functional (Cum.), Area Covered under Plantation (Public and Forest Lands), Seedlings Planted (Public and Forest Lands), Road Constructed- PMGSY

### **Poor**

SHGs provided income generating activities, Houses constructed - EWS/LIG, Urban Poor Families Assisted under Seven Point Charter, Villages Electrified - RGGVY, Electricity supplied

## **12. JHARKHAND**

### **Very Good**

Individual Swarozgaries Assisted - SGSY, SHGs provided income generating activities, Food Security:Antodaya Anna Yojana(AAY), Food Security:Targeted Public Distribution System (Only BPL), Houses constructed - IAY, Houses constructed - EWS/LIG, SC Families Assisted, ICDS Blocks Operational (Cum.), Anganwadis Functional (Cum.), Villages Electrified - RGGVY, Electricity supplied

### **Poor**

Food Security:Targeted Public Distribution System(TPDS), Habitations covered (Partially covered & Slipped back) - NRDWP, Coverage of water quality affected habitations - NRDWP, Urban Poor Families Assisted under Seven Point Charter, Area Covered under Plantation (Public and Forest Lands), Seedlings Planted (Public and Forest Lands), Road Constructed- PMGSY, Pumps sets energized

### **13. KARNATAKA**

#### **Very Good**

Food Security:Antodaya Anna Yojana(AAY), Food Security:Targeted Public Distribution System (Only BPL), Houses constructed - IAY, Houses constructed - EWS/LIG, Habitations covered (Partially covered & Slipped back) - NRDWP, Coverage of water quality affected habitations - NRDWP, SC Families Assisted, ICDS Blocks Operational (Cum.), Anganwadis Functional (Cum.), Urban Poor Families Assisted under Seven Point Charter, Area Covered under Plantation ( Public and Forest Lands), Seedlings Planted ( Public and Forest Lands), Road Constructed- PMGSY, Pumps sets energized

#### **Good**

Food Security:Targeted Public Distribution System(TPDS), Electricity supplied

#### **Poor**

Individual Swarozgaries Assisted - SGSY, SHGs provided income generating activities

### **14. KERALA**

#### **Very Good**

Food Security:Targeted Public Distribution System(TPDS), Food Security:Antodaya Anna Yojana(AAY), Food Security:Targeted Public Distribution System (Only BPL), Habitations covered (Partially covered & Slipped back) - NRDWP, ICDS Blocks Operational (Cum.), Anganwadis Functional (Cum.), Urban Poor Families Assisted under Seven Point Charter, Area Covered under Plantation ( Public and Forest Lands), Seedlings Planted ( Public and Forest Lands), Pumps sets energized, Electricity supplied

#### **Poor**

Individual Swarozgaries Assisted - SGSY, SHGs provided income generating activities, Houses constructed - IAY, Houses constructed - EWS/LIG, Coverage of water quality affected habitations - NRDWP, SC Families Assisted, Road Constructed- PMGSY

### **15. MADHYA PRADESH**

#### **Very Good**

Individual Swarozgaries Assisted - SGSY, Food Security:Targeted Public Distribution System(TPDS), Food Security:Antodaya Anna Yojana(AAY), Food Security:Targeted Public Distribution System (Only BPL), Habitations covered (Partially covered & Slipped back) - NRDWP, Coverage of water quality affected habitations - NRDWP, ICDS Blocks Operational (Cum.), Anganwadis Functional (Cum.), Area Covered under Plantation ( Public and Forest Lands), Seedlings Planted ( Public and Forest Lands), Road Constructed- PMGSY, Villages Electrified - RGGVY, Pumps sets energized, Electricity supplied

#### **Good**

Houses constructed - IAY, SC Families Assisted

#### **Poor**

SHGs provided income generating activities, Houses constructed - EWS/LIG, Urban Poor Families Assisted under Seven Point Charter

### **16. MAHARASHTRA**

#### **Very Good**

Food Security:Antodaya Anna Yojana(AAY), Food Security:Targeted Public Distribution System (Only BPL), Habitations covered (Partially covered & Slipped back) - NRDWP, ICDS Blocks Operational (Cum.), Area Covered under Plantation ( Public and Forest Lands), Seedlings Planted ( Public and Forest Lands), Road Constructed- PMGSY, Electricity supplied

#### **Good**

Houses constructed - IAY, Anganwadis Functional (Cum.)

#### **Poor**

Individual Swarozgaries Assisted - SGSY, SHGs provided income generating activities, Food Security:Targeted Public Distribution System(TPDS), Houses constructed - EWS/LIG, Coverage of water quality affected habitations - NRDWP, SC Families Assisted, Urban Poor Families Assisted under Seven Point Charter

## **17. MANIPUR**

### **Very Good**

SHGs provided income generating activities, Food Security:Targeted Public Distribution System(TPDS), Food Security:Antodaya Anna Yojana(AAY), Food Security:Targeted Public Distribution System (Only BPL), Habitations covered (Partially covered & Slipped back) - NRDWP, ICDS Blocks Operational (Cum.), Anganwadis Functional (Cum.), Seedlings Planted ( Public and Forest Lands), Road Constructed- PMGSY, Electricity supplied

### **Good**

Area Covered under Plantation ( Public and Forest Lands)

### **Poor**

Individual Swarozgaries Assisted - SGSY, Houses constructed - IAY, Houses constructed - EWS/LIG, SC Families Assisted, Urban Poor Families Assisted under Seven Point Charter, Villages Electrified - RGGVY

## **18. MEGHALAYA**

### **Very Good**

Food Security:Targeted Public Distribution System(TPDS), Food Security:Antodaya Anna Yojana(AAY), Food Security:Targeted Public Distribution System (Only BPL), Habitations covered (Partially covered & Slipped back) - NRDWP, ICDS Blocks Operational (Cum.), Anganwadis Functional (Cum.)

### **Good**

Seedlings Planted ( Public and Forest Lands), Road Constructed- PMGSY, Electricity supplied

### **Poor**

Individual Swarozgaries Assisted - SGSY, SHGs provided income generating activities, Houses constructed - IAY, Houses constructed - EWS/LIG, Coverage of water quality affected habitations - NRDWP, Urban Poor Families Assisted under Seven Point Charter, Area Covered under Plantation ( Public and Forest Lands), Villages Electrified - RGGVY

## **19. MIZORAM**

### **Very Good**

Individual Swarozgaries Assisted - SGSY, Food Security:Targeted Public Distribution System(TPDS), Food Security:Antodaya Anna Yojana(AAY), Food Security:Targeted Public Distribution System (Only BPL), ICDS Blocks Operational (Cum.), Anganwadis Functional (Cum.), Electricity supplied

### **Good**

Houses constructed - IAY, Habitations covered (Partially covered & Slipped back) - NRDWP, Road Constructed- PMGSY

### **Poor**

SHGs provided income generating activities, Houses constructed - EWS/LIG, Urban Poor Families Assisted under Seven Point Charter, Area Covered under Plantation ( Public and Forest Lands), Seedlings Planted ( Public and Forest Lands), Villages Electrified - RGGVY

## **20. NAGALAND**

### **Very Good**

Food Security:Targeted Public Distribution System(TPDS), Food Security:Antodaya Anna Yojana(AAY), Food Security:Targeted Public Distribution System (Only BPL), Habitations covered (Partially covered & Slipped back) - NRDWP, Coverage of water quality affected habitations - NRDWP, ICDS Blocks Operational (Cum.), Anganwadis Functional (Cum.), Seedlings Planted ( Public and Forest Lands), Electricity supplied

### **Poor**

Individual Swarozgaries Assisted - SGSY, SHGs provided income generating activities, Houses constructed - IAY, Houses constructed - EWS/LIG, Urban Poor Families Assisted under Seven Point Charter, Area Covered under Plantation ( Public and Forest Lands), Road Constructed- PMGSY, Villages Electrified - RGGVY



## **21. ORISSA**

### **Very Good**

SHGs provided income generating activities, Food Security:Targeted Public Distribution System(TPDS), Food Security:Antodaya Anna Yojana(AAY), Food Security:Targeted Public Distribution System (Only BPL), Habitations covered (Partially covered & Slipped back) - NRDWP, Coverage of water quality affected habitations - NRDWP, ICDS Blocks Operational (Cum.), Anganwadis Functional (Cum.), Pumps sets energized, Electricity supplied

### **Good**

Houses constructed - IAY

### **Poor**

Individual Swarozgaries Assisted - SGSY, Houses constructed - EWS/LIG, SC Families Assisted, Urban Poor Families Assisted under Seven Point Charter, Area Covered under Plantation ( Public and Forest Lands), Seedlings Planted ( Public and Forest Lands), Road Constructed- PMGSY, Villages Electrified - RGGVY

## **22. PUDUCHERRY**

### **Very Good**

Individual Swarozgaries Assisted - SGSY, Food Security:Antodaya Anna Yojana(AAY), Food Security:Targeted Public Distribution System (Only BPL), ICDS Blocks Operational (Cum.), Anganwadis Functional (Cum.), Urban Poor Families Assisted under Seven Point Charter, Area Covered under Plantation ( Public and Forest Lands), Seedlings Planted ( Public and Forest Lands), Pumps sets energized, Electricity supplied

### **Good**

Food Security:Targeted Public Distribution System(TPDS)

### **Poor**

SHGs provided income generating activities, Houses constructed - IAY, Houses constructed - EWS/LIG, Habitations covered (Partially covered & Slipped back) - NRDWP, Coverage of water quality affected habitations - NRDWP, SC Families Assisted

## **23. PUNJAB**

### **Very Good**

Individual Swarozgaries Assisted - SGSY, ICDS Blocks Operational (Cum.), Anganwadis Functional (Cum.), Area Covered under Plantation ( Public and Forest Lands), Seedlings Planted ( Public and Forest Lands), Road Constructed- PMGSY, Electricity supplied

### **Good**

Food Security:Targeted Public Distribution System (Only BPL)

### **Poor**

SHGs provided income generating activities, Food Security:Targeted Public Distribution System(TPDS), Food Security:Antodaya Anna Yojana(AAY), Houses constructed - IAY, Houses constructed - EWS/LIG, Habitations covered (Partially covered & Slipped back) - NRDWP, Coverage of water quality affected habitations - NRDWP, SC Families Assisted, Urban Poor Families Assisted under Seven Point Charter, Pumps sets energized

## **24. RAJASTHAN**

### **Very Good**

Individual Swarozgaries Assisted - SGSY, SHGs provided income generating activities, Food Security:Targeted Public Distribution System(TPDS), Food Security:Antodaya Anna Yojana(AAY), Food Security:Targeted Public Distribution System (Only BPL), Houses constructed - IAY, Houses constructed - EWS/LIG, Habitations covered (Partially covered & Slipped back) - NRDWP, Coverage of water quality affected habitations - NRDWP, SC Families Assisted, ICDS Blocks Operational (Cum.), Anganwadis Functional (Cum.), Urban Poor Families Assisted under Seven Point Charter, Area Covered under Plantation ( Public and Forest Lands), Seedlings Planted ( Public and Forest Lands), Road Constructed- PMGSY, Villages Electrified - RGGVY, Pumps sets energized, Electricity supplied

## **25. SIKKIM**

### **Very Good**

Individual Swarozgaries Assisted - SGSY, Food Security:Targeted Public Distribution System(TPDS), Food Security:Antodaya Anna Yojana(AAY), Food Security:Targeted Public Distribution System (Only BPL), Houses constructed - IAY, SC Families Assisted, ICDS Blocks Operational (Cum.), Anganwadis Functional (Cum.), Urban Poor Families Assisted under Seven Point Charter, Area Covered under Plantation ( Public and Forest Lands), Seedlings Planted ( Public and Forest Lands), Electricity supplied

### **Good**

Houses constructed - EWS/LIG

### **Poor**

SHGs provided income generating activities, Habitations covered (Partially covered & Slipped back) - NRDWP, Road Constructed- PMGSY, Villages Electrified - RGGVY

## **26. TAMIL NADU**

### **Very Good**

SHGs provided income generating activities, Food Security:Targeted Public Distribution System(TPDS), Food Security:Antodaya Anna Yojana(AAY), Food Security:Targeted Public Distribution System (Only BPL), Houses constructed - IAY, Habitations covered (Partially covered & Slipped back) - NRDWP, Coverage of water quality affected habitations - NRDWP, SC Families Assisted, ICDS Blocks Operational (Cum.), Anganwadis Functional (Cum.), Urban Poor Families Assisted under Seven Point Charter, Area Covered under Plantation ( Public and Forest Lands), Seedlings Planted ( Public and Forest Lands), Pumps sets energized

### **Good**

Electricity supplied

### **Poor**

Individual Swarozgaries Assisted - SGSY, Houses constructed - EWS/LIG, Road Constructed- PMGSY

## **27. TRIPURA**

### **Very Good**

SHGs provided income generating activities, Food Security:Targeted Public Distribution System(TPDS), Food Security:Antodaya Anna Yojana(AAY), Food Security:Targeted Public Distribution System (Only BPL), Houses constructed - EWS/LIG, Habitations covered (Partially covered & Slipped back) - NRDWP, Coverage of water quality affected habitations - NRDWP, SC Families Assisted, ICDS Blocks Operational (Cum.), Anganwadis Functional (Cum.), Urban Poor Families Assisted under Seven Point Charter, Electricity supplied

### **Poor**

Individual Swarozgaries Assisted - SGSY, Houses constructed - IAY, Area Covered under Plantation ( Public and Forest Lands), Seedlings Planted ( Public and Forest Lands), Road Constructed- PMGSY, Villages Electrified - RGGVY

## **28. UTTARAKHAND**

### **Very Good**

Individual Swarozgaries Assisted - SGSY, SHGs provided income generating activities, Food Security:Targeted Public Distribution System(TPDS), Food Security:Antodaya Anna Yojana(AAY), Food Security:Targeted Public Distribution System (Only BPL), Habitations covered (Partially covered & Slipped back) - NRDWP, ICDS Blocks Operational (Cum.), Anganwadis Functional (Cum.), Urban Poor Families Assisted under Seven Point Charter, Area Covered under Plantation ( Public and Forest Lands), Seedlings Planted ( Public and Forest Lands), Pumps sets energized, Electricity supplied

### **Good**

Houses constructed - IAY, Road Constructed- PMGSY

### **Poor**

Houses constructed - EWS/LIG, SC Families Assisted

## **29. UTTAR PRADESH**

### **Very Good**

Individual Swarozgaries Assisted - SGSY, Food Security:Targeted Public Distribution System(TPDS), Food Security:Antodaya Anna Yojana(AAY), Food Security:Targeted Public Distribution System (Only BPL), Habitations covered (Partially covered & Slipped back) - NRDWP, ICDS Blocks Operational (Cum.), Anganwadis Functional (Cum.), Seedlings Planted ( Public and Forest Lands)

### **Good**

Area Covered under Plantation ( Public and Forest Lands), Electricity supplied

### **Poor**

SHGs provided income generating activities, Houses constructed - IAY, Houses constructed - EWS/LIG, Coverage of water quality affected habitations - NRDWP, SC Families Assisted, Urban Poor Families Assisted under Seven Point Charter, Road Constructed- PMGSY, Pumps sets energized

## **30. WEST BENGAL**

### **Very Good**

Individual Swarozgaries Assisted - SGSY, SHGs provided income generating activities, Food Security:Targeted Public Distribution System(TPDS), Food Security:Antodaya Anna Yojana(AAY), Food Security:Targeted Public Distribution System (Only BPL), Houses constructed - IAY, Houses constructed - EWS/LIG, Habitations covered (Partially covered & Slipped back) - NRDWP, SC Families Assisted, ICDS Blocks Operational (Cum.), Anganwadis Functional (Cum.), Urban Poor Families Assisted under Seven Point Charter, Seedlings Planted ( Public and Forest Lands), Pumps sets energized, Electricity supplied

### **Good**

Road Constructed- PMGSY

### **Poor**

Coverage of water quality affected habitations - NRDWP, Area Covered under Plantation ( Public and Forest Lands)

## **31. ANDAMAN AND NICOBAR ISLANDS**

### **Very Good**

Individual Swarozgaries Assisted - SGSY, SHGs provided income generating activities, ICDS Blocks Operational (Cum.), Anganwadis Functional (Cum.), Area Covered under Plantation ( Public and Forest Lands), Seedlings Planted ( Public and Forest Lands)

### **Poor**

Food Security:Targeted Public Distribution System(TPDS), Food Security:Antodaya Anna Yojana(AAY), Food Security:Targeted Public Distribution System (Only BPL), Houses constructed - IAY, Houses constructed - EWS/LIG, Urban Poor Families Assisted under Seven Point Charter, Electricity supplied

## **32. CHANDIGARH**

### **Very Good**

Food Security:Targeted Public Distribution System(TPDS), Food Security:Targeted Public Distribution System (Only BPL), ICDS Blocks Operational (Cum.), Anganwadis Functional (Cum.), Electricity supplied

### **Good**

SC Families Assisted

### **Poor**

Food Security:Antodaya Anna Yojana(AAY), Houses constructed - EWS/LIG, Urban Poor Families Assisted under Seven Point Charter, Area Covered under Plantation ( Public and Forest Lands), Seedlings Planted ( Public and Forest Lands)

### **33. DADRA AND NAGAR HAVELI**

#### **Very Good**

Individual Swarozgaries Assisted - SGSY, Food Security:Targeted Public Distribution System(TPDS), Food Security:Antodaya Anna Yojana(AAY), Food Security:Targeted Public Distribution System (Only BPL), Houses constructed - IAY, ICDS Blocks Operational (Cum.), Anganwadis Functional (Cum.), Seedlings Planted ( Public and Forest Lands), Electricity supplied

#### **Good**

Area Covered under Plantation ( Public and Forest Lands)

#### **Poor**

SHGs provided income generating activities, Houses constructed - EWS/LIG, Urban Poor Families Assisted under Seven Point Charter

### **34. DAMAN AND DIU**

#### **Very Good**

Food Security:Antodaya Anna Yojana(AAY), Food Security:Targeted Public Distribution System (Only BPL), ICDS Blocks Operational (Cum.), Anganwadis Functional (Cum.), Seedlings Planted ( Public and Forest Lands), Electricity supplied

#### **Good**

Food Security:Targeted Public Distribution System(TPDS)

#### **Poor**

Individual Swarozgaries Assisted - SGSY, SHGs provided income generating activities, Houses constructed . IAY, Area Covered under Plantation ( Public and Forest Lands), Pumps sets energized

### **35. LAKSHADWEEP**

#### **Very Good**

Individual Swarozgaries Assisted - SGSY, Food Security:Antodaya Anna Yojana(AAY), Food Security:Targeted Public Distribution System (Only BPL), ICDS Blocks Operational (Cum.), Anganwadis Functional (Cum.), Area Covered under Plantation ( Public and Forest Lands), Seedlings Planted ( Public and Forest Lands), Electricity supplied

#### **Good**

Food Security:Targeted Public Distribution System(TPDS)

#### **Poor**

SHGs provided income generating activities, Houses constructed - IAY

## **PART - II**

**TWENTY POINT PROGRAMME - 2006**

**ITEM-WISE PERFORMANCE TABLES**

Table - 1

## Employment generation under the NREG Scheme

Sl. No.	State/UT Name	No. of job cards issued (Number) April,2012-March,2013	Employment generated (Number) April,2012-March,2013	Wages given (Rupees) April,2012-March,2013
(1)	(2)	(3)	(4)	(5)
1	ANDHRA PRADESH	7,75,564	33,77,00,000	35,87,36,00,000
2	ARUNACHAL PRADESH	* 117786	1,15,067	0
3	ASSAM	* 41219	3,11,80,000	3,98,16,58,000
4	BIHAR	* 6,47,421	9,69,99,000	12,31,61,03,000
5	CHHATISGARH	3,66,933	11,88,03,000	16,23,91,31,000
6	DELHI	0	0	0
7	GOA	655	58,076	91,38,000
8	GUJARAT	@ 0	2,80,83,000	3,43,65,84,000
9	HARYANA	64,482	1,28,27,000	2,36,70,83,000
10	HIMACHAL PRADESH	* 32299	2,39,37,000	2,98,34,02,000
11	JAMMU AND KASHMIR	79,014	4,14,58,925	5,59,92,66,000
12	JHARKHAND	37,934	6,56,46,873	8,99,59,88,232
13	KARNATAKA	1,98,970	6,19,48,000	14,25,40,64,000
14	KERALA	6,64,733	8,35,61,336	13,14,67,50,000
15	MADHYA PRADESH	* 2,22,623	16,08,66,000	19,58,93,000
16	MAHARASHTRA	* 4,20,236	77,34,92,280	14,01,31,32,000
17	MANIPUR	* 40495	3,05,52,000	4,06,02,50,000
18	MEGHALAYA	* 10951	1,56,76,000	1,84,39,01,000
19	MIZORAM	@ 0	1,55,85,767	2,11,96,64,400
20	NAGALAND	* 10144	1,35,55,000	1,55,55,78,000
21	ORISSA	* 1,40,419	5,45,16,000	6,72,12,47,000
22	PUDUCHERRY	# 778	8,63,498	12,38,80,000
23	PUNJAB	45,953	65,22,000	99,35,34,000
24	RAJASTHAN	3,55,286	22,00,95,000	22,62,82,19,000
25	SIKKIM	* 2589	46,37,630	58,93,05,000
26	TAMIL NADU	13,95,855	42,00,80,700	39,94,00,00,500
27	TRIPURA	* 34293	5,14,41,994	6,35,07,88,000
28	UTTARAKHAND	34,126	1,58,76,900	1,93,90,23,000
29	UTTAR PRADESH	3,76,091	13,88,72,855	16,35,09,34,000
30	WEST BENGAL	* 2,07,741	19,40,65,000	24,94,72,56,000
31	ANDAMAN AND NICOBAR ISLANDS	1,467	7,61,957	12,72,82,000
32	CHANDIGARH	0	0	0
33	DADRA AND NAGAR HAVELI	* 1356	23,352	36,47,710
34	DAMAN AND DIU	0	0	0
35	LAKSHADWEEP	179	49,379	1,09,30,400
<b>Grand Total</b>		<b>63,27,592</b>	<b>3,01,98,50,589</b>	<b>2,63,71,72,32,242</b>

Note: \* The figures have been reconciled with that of Ministry of Rural Development

# Previous month figures have been repeated due to wide variation.

@ Both State and M/o Rural Development have provided negative figure therefore zero figure has been considered

Table - 2 (A)

**Swaranjayanti Gram Swarojgar Yojana**  
**Individual Swarojgar Assisted**  
**(Unit: Number)**

Sl. No.	State/UT Name	Target	Achievement	Percent Achievement
		2012-2013	April, 2012- March, 2013	April, 2012- March, 2013
(1)	(2)	(3)	(4)	(4)/(3)
1	ANDHRA PRADESH	5,283	34,570	654
2	ARUNACHAL PRADESH	236	0	0
3	ASSAM	6,134	1,071	17
4	BIHAR	12,568	* 900	7
5	CHHATISGARH	2,791	9,149	328
6	GOA	72	157	218
7	GUJARAT	1,989	10,205	513
8	HARYANA	1,170	2,624	224
9	HIMACHAL PRADESH	493	1,366	277
10	JAMMU AND KASHMIR	610	5,959	977
11	JHARKHAND	4,739	4,663	98
12	KARNATAKA	3,990	2,422	61
13	KERALA	1,790	67	4
14	MADHYA PRADESH	5,980	56,078	938
15	MAHARASHTRA	7,886	2,762	35
16	MANIPUR	411	67	16
17	MEGHALAYA	461	48	10
18	MIZORAM	106	125	118
19	NAGALAND	316	186	59
20	ORISSA	6,043	* 476	8
21	PUDUCHERRY	94	1,217	1,295
22	PUNJAB	569	1,123	197
23	RAJASTHAN	3,029	11,705	386
24	SIKKIM	119	448	376
25	TAMIL NADU	4,672	* 397	8
26	TRIPURA	742	0	0
27	UTTARAKHAND	953	1,220	128
28	UTTAR PRADESH	18,104	64,640	357
29	WEST BENGAL	6,715	1,18,219	1,761
30	ANDAMAN AND NICOBAR ISLANDS	9	179	1,989
31	DADRA AND NAGAR HAVELI	9	# 37	411
32	DAMAN AND DIU	9	2	22
33	LAKSHADWEEP	9	114	1,267
<b>Grand Total</b>		<b>98,101</b>	<b>3,32,196</b>	<b>339</b>

**Very Good: (90% or above of targets)**

ANDHRA PRADESH, CHHATISGARH, GOA, GUJARAT, HARYANA, HIMACHAL PRADESH, JAMMU AND KASHMIR, JHARKHAND, MADHYA PRADESH, PUDUCHERRY, PUNJAB, RAJASTHAN, SIKKIM, UTTARAKHAND, UTTAR PRADESH, WEST BENGAL, ANDAMAN AND NICOBAR ISLANDS, DADRA AND NAGAR HAVELI, LAKSHADWEEP

**Poor: (Below 80% of targets)**

ARUNACHAL PRADESH, ASSAM, BIHAR, KARNATAKA, KERALA, MAHARASHTRA, MANIPUR, MEGHALAYA, MIZORAM, NAGALAND, ORISSA, TAMIL NADU, TRIPURA, DAMAN AND DIU

Note: # Previous month figures have been repeated due to wide variation.

\* M/o Rural Development figures have been considered

# Swaranjayanti Gram Swarozgar Yojana (SGSY)

## Individual Swarozgaries Assisted

% Achievement of Target  
During April 2012 - March 2013

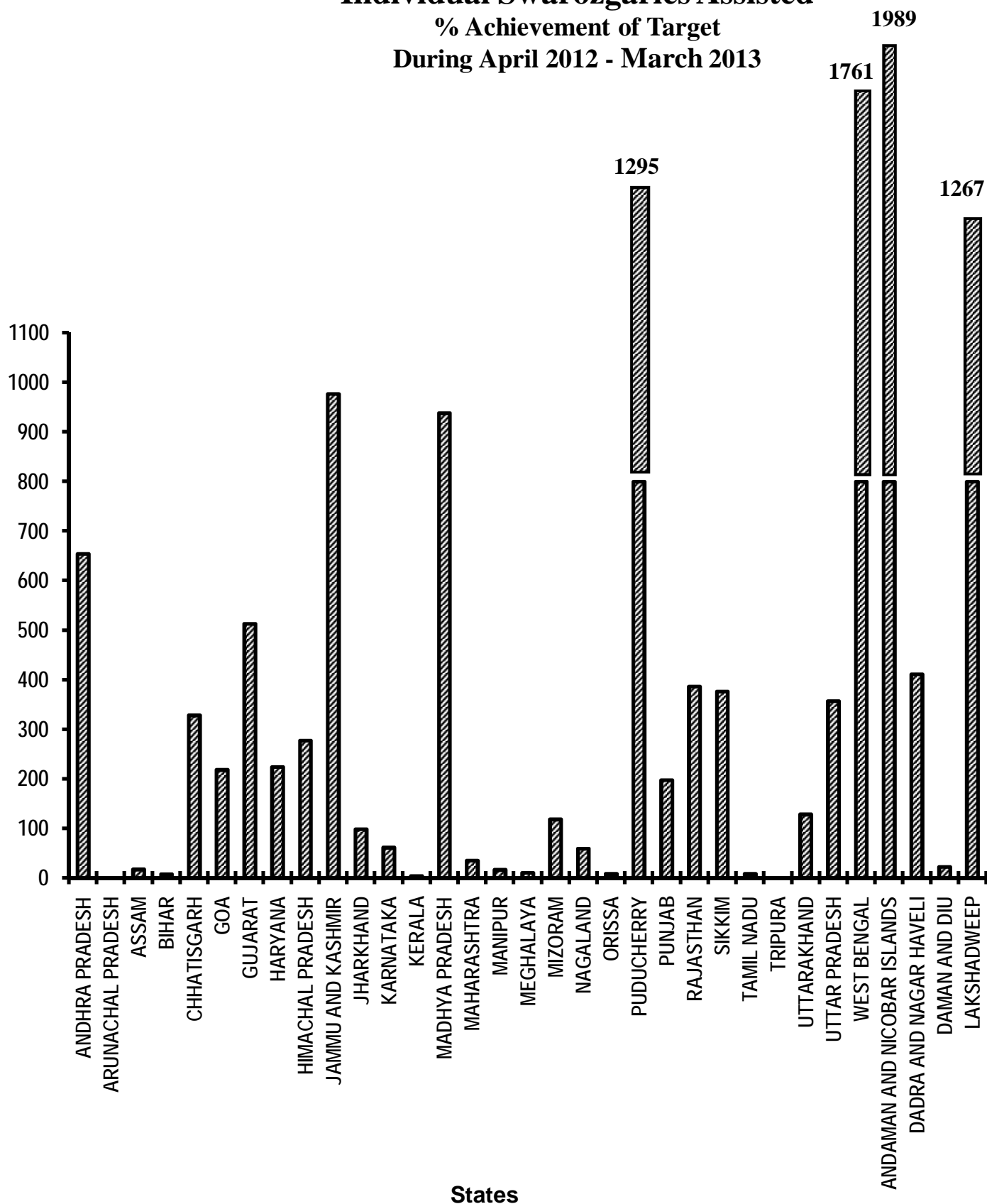




Table 2 (B)

## Swaranjayanti Gram Swarozgar Yojana

Sl. No.	State/UT Name	Individual SC Swarozgaries Assisted (Number) April,2012-March,2013	Individual ST Swarozgaries Assisted (Number) April,2012-March,2013	Individual Women Swarozgaries Assisted (Number) April,2012-March,2013	Individual Disabled Swarozgaries Assisted (Number) April,2012-March,2013
(1)	(2)	(3)	(4)	(5)	(6)
1	ANDHRA PRADESH	22,286	5,623	6,314	347
2	ARUNACHAL PRADESH	0	0	0	0
3	ASSAM	411	201	277	71
4	BIHAR	1,82,585	14,119	5,15,753	517
5	CHHATISGARH	1,401	4,399	1,070	113
6	GOA	16	36	83	2
7	GUJARAT	@ 2836	@ 2836	3,558	66
8	HARYANA	1,479	0	1,304	50
9	HIMACHAL PRADESH	503	195	435	25
10	JAMMU AND KASHMIR	598	645	1,264	357
11	JHARKHAND	837	2,581	1,130	28
12	KARNATAKA	625	253	691	2,004
13	KERALA	56	0	53	6
14	MADHYA PRADESH	14,480	16,896	34,579	1,635
15	MAHARASHTRA	1,092	357	866	130
16	MANIPUR	0	0	0	0
17	MEGHALAYA	0	48	18	0
18	MIZORAM	1	126	25	4
19	NAGALAND	0	73	98	15
20	ORISSA	0	0	0	0
21	PUDUCHERRY	418	0	1,217	0
22	PUNJAB	729	0	342	15
23	RAJASTHAN	3,162	3,447	5,926	250
24	SIKKIM	50	647	939	17
25	TAMIL NADU	0	0	0	0
26	TRIPURA	0	0	0	0
27	UTTARAKHAND	1,053	65	228	2
28	UTTAR PRADESH	30,915	105	17,505	979
29	WEST BENGAL	39,698	9,818	1,14,642	392
30	ANDAMAN AND NICOBAR ISLANDS	0	41	49	0
31	DADRA AND NAGAR HAVELI	0	37	14	0
32	DAMAN AND DIU	0	5	0	0
33	LAKSHADWEEP	77	114	0	0
<b>Grand Total</b>		<b>3,05,308</b>	<b>62,667</b>	<b>7,08,380</b>	<b>7,025</b>

Note: @ The State has provided a combined figure of 5672 for SC and ST Swarozgaries Assisted, therefore, it has been divided between both the categories.

Table - 3(A)

**Self Help Groups (SHG)**  
(Unit: Number)

		Formed under SGSY (Number) April,2012- March,2013
Sl. No.	State/UT Name	
(1)	(2)	(3)
1	ANDHRA PRADESH	26,917
2	ARUNACHAL PRADESH	0
3	ASSAM	1,211
4	BIHAR	36,416
5	CHHATISGARH	7,294
6	DELHI	0
7	GOA	136
8	GUJARAT	5,599
9	HARYANA	1,901
10	HIMACHAL PRADESH	743
11	JAMMU AND KASHMIR	1,345
12	JHARKHAND	8,442
13	KARNATAKA	9,080
14	KERALA	0
15	MADHYA PRADESH	5,708
16	MAHARASHTRA	1,989
17	MANIPUR	315
18	MEGHALAYA	463
19	MIZORAM	508
20	NAGALAND	264
21	ORISSA	8,022
22	PUDUCHERRY	152
23	PUNJAB	501
24	RAJASTHAN	470
25	SIKKIM	82
26	TAMIL NADU	2,948
27	TRIPURA	1,898
28	UTTARAKHAND	3,288
29	UTTAR PRADESH	50,902
30	WEST BENGAL	55,782
31	ANDAMAN AND NICOBAR ISLANDS	60
32	CHANDIGARH	0
33	DADRA AND NAGAR HAVELI	8
34	DAMAN AND DIU	0
35	LAKSHADWEEP	1
<b>Grand Total</b>		<b>2,32,445</b>

Table - 3(B)

**Self Help Groups (SHG)**  
**To whom income generating activities provided**  
**(Unit: Number)**

Sl. No.	State/UT Name	Target 2012-2013	Achievement April, 2012- March, 2013	Percent
				Achievement April, 2012- March, 2013
(1)	(2)	(3)	(4)	(4)/(3)
1	ANDHRA PRADESH	9,637	* 35803	372
2	ARUNACHAL PRADESH	430	* 0	0
3	ASSAM	11,189	1,244	11
4	BIHAR	22,924	* 183	1
5	CHHATISGARH	5,092	3,821	75
6	GOA	136	100	74
7	GUJARAT	3,627	2,984	82
8	HARYANA	2,134	1,775	83
9	HIMACHAL PRADESH	899	1,159	129
10	JAMMU AND KASHMIR	1,113	311	28
11	JHARKHAND	8,644	8,534	99
12	KARNATAKA	7,277	2,422	33
13	KERALA	3,265	* 160	5
14	MADHYA PRADESH	10,908	7,720	71
15	MAHARASHTRA	14,384	5,677	39
16	MANIPUR	750	725	97
17	MEGHALAYA	840	357	42
18	MIZORAM	194	84	43
19	NAGALAND	576	0	0
20	ORISSA	11,022	* 12645	115
21	PUDUCHERRY	171	94	55
22	PUNJAB	1,037	190	18
23	RAJASTHAN	5,525	5,252	95
24	SIKKIM	216	83	38
25	TAMIL NADU	8,521	* 27547	323
26	TRIPURA	1,354	1,700	126
27	UTTARAKHAND	1,738	2,026	117
28	UTTAR PRADESH	33,021	23,460	71
29	WEST BENGAL	12,249	30,737	251
30	ANDAMAN AND NICOBAR ISLANDS	16	33	206
31	DADRA AND NAGAR HAVELI	16	# 8	50
32	DAMAN AND DIU	16	0	0
33	LAKSHADWEEP	16	0	0
<b>Grand Total</b>		<b>1,78,937</b>	<b>1,76,834</b>	<b>99</b>

**Very Good:(90% or above of targets)**

ANDHRA PRADESH, HIMACHAL PRADESH, JHARKHAND, MANIPUR, ORISSA, RAJASTHAN, TAMIL NADU, TRIPURA, UTTARAKHAND, WEST BENGAL, ANDAMAN AND NICOBAR ISLANDS

**Good:(Between 80% to 90% targets)**

GUJARAT, HARYANA

**Poor:(Below 80% of targets)**

ARUNACHAL PRADESH, ASSAM, BIHAR, CHHATISGARH, GOA, JAMMU AND KASHMIR, KARNATAKA, KERALA, MADHYA PRADESH, MAHARASHTRA, MEGHALAYA, MIZORAM, NAGALAND, PUDUCHERRY, PUNJAB, SIKKIM, UTTAR PRADESH, DADRA AND NAGAR HAVELI, DAMAN AND DIU, LAKSHADWEEP

Note: # Previous month figures have been repeated due to wide variation.

\* M/o Rural Development figures have been considered

# Self Help Groups (SHG)

## To whom income generating activities provided

% Achievement of Target  
During April 2012 - March 2013

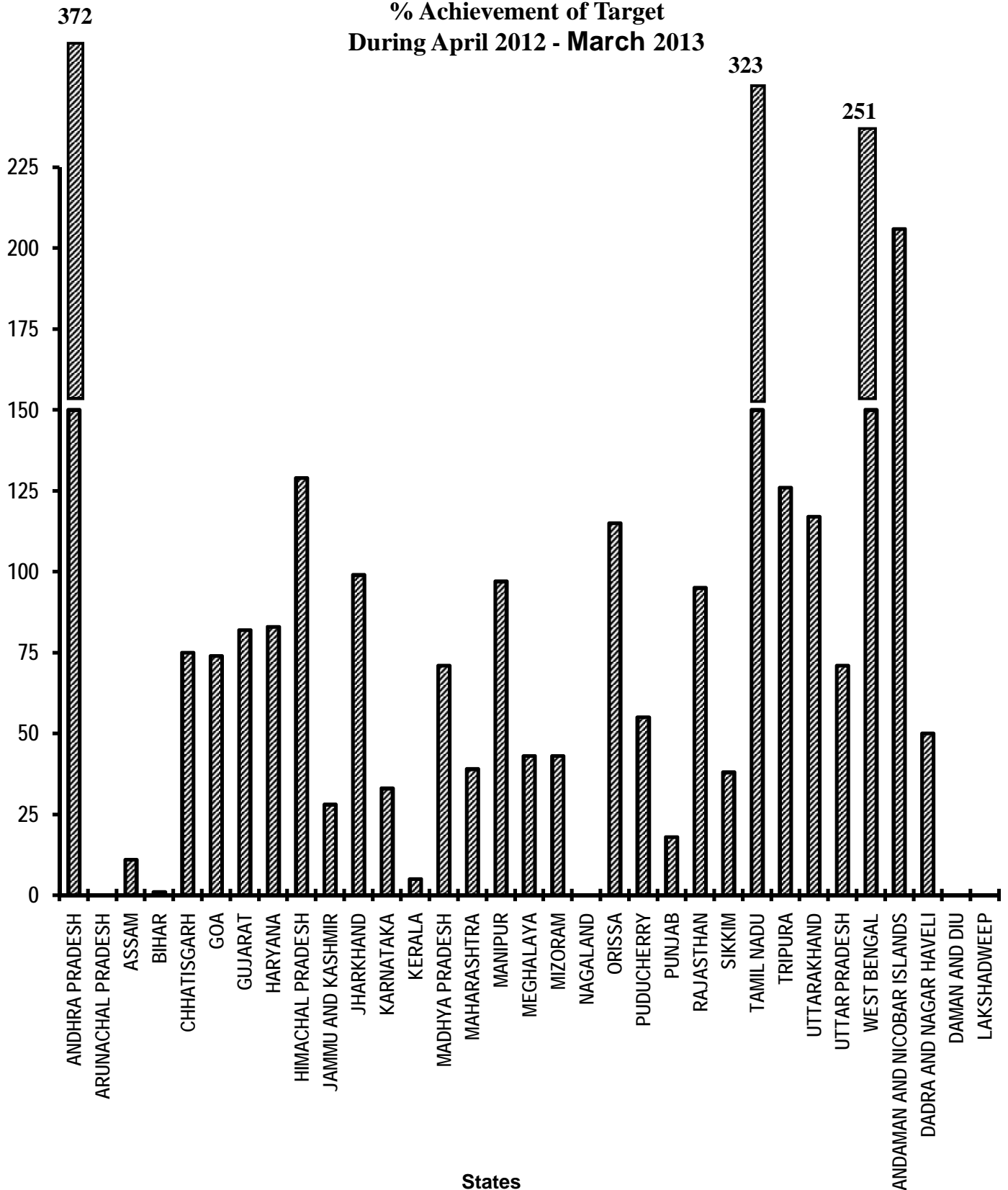


Table - 4 (A)

**Distribution of waste land to the landless**  
(Unit: Hectare)

		<b>Total Land Distributed (Hectare)</b>
<b>Sl. No.</b>	<b>State/UT Name</b>	<b>April,2012- March,2013</b>
<b>(1)</b>	<b>(2)</b>	<b>(3)</b>
1	ANDHRA PRADESH	3,13,831
2	ARUNACHAL PRADESH	0
3	ASSAM	5,808
4	BIHAR	123
5	CHHATISGARH	27,452
6	DELHI	0
7	GOA	0
8	GUJARAT	0
9	HARYANA	0
10	JAMMU AND KASHMIR	0
11	JHARKHAND	0
12	KARNATAKA	586
13	KERALA	0
14	MADHYA PRADESH	0
15	MAHARASHTRA	0
16	MANIPUR	0
17	MEGHALAYA	0
18	MIZORAM	0
19	NAGALAND	0
20	ORISSA	3,269
21	PUDUCHERRY	0
22	PUNJAB	0
23	RAJASTHAN	0
24	SIKKIM	17
25	TAMIL NADU	1
26	TRIPURA	0
27	UTTARAKHAND	0
28	UTTAR PRADESH	1,738
29	WEST BENGAL	2,055
30	ANDAMAN AND NICOBAR ISLANDS	0
31	CHANDIGARH	0
32	DADRA AND NAGAR HAVELI	5
33	DAMAN AND DIU	0
34	LAKSHADWEEP	0
<b>Grand Total</b>		<b>3,54,885</b>

Table 4 (B)

## Distribution of waste land to the landless

Sl. No.	State/UT Name	Land Distributed to SC (Hectare) April,2012-March,2013	Land Distributed to ST (Hectare) April,2012-March,2013	Land Distributed to Others (Hectare) April,2012-March,2013
(1)	(2)	(3)	(4)	(5)
1	ANDHRA PRADESH	71,992	97,824	1,44,014
2	ARUNACHAL PRADESH	0	0	0
3	ASSAM	578	526	4,807
4	BIHAR	123	0	1
5	CHHATISGARH	6,057	9,608	11,787
6	DELHI	0	0	0
7	GOA	0	0	0
8	GUJARAT	0	0	0
9	HARYANA	0	0	0
10	JAMMU AND KASHMIR	0	0	0
11	JHARKHAND	0	0	0
12	KARNATAKA	478	108	0
13	KERALA	0	0	0
14	MADHYA PRADESH	0	0	0
15	MAHARASHTRA	0	0	0
16	MANIPUR	0	0	0
17	MEGHALAYA	0	0	0
18	MIZORAM	0	0	0
19	NAGALAND	0	0	0
20	ORISSA	521	2,182	566
21	PUDUCHERRY	0	0	0
22	PUNJAB	0	0	0
23	RAJASTHAN	0	0	0
24	SIKKIM	2	6	9
25	TAMIL NADU	0	0	1
26	TRIPURA	0	0	0
27	UTTARAKHAND	0	0	0
28	UTTAR PRADESH	870	19	849
29	WEST BENGAL	792	323	941
30	ANDAMAN AND NICOBAR ISLANDS	0	0	0
31	CHANDIGARH	0	0	0
32	DADRA AND NAGAR HAVELI	0	0	0
33	DAMAN AND DIU	0	0	0
34	LAKSHADWEEP	0	0	0
Grand Total		81,413	1,10,596	1,62,975

Table - 5(A)

## Minimum Wages Enforcement (including Farm Labour)

Sl. No.	State/UT Name	Agriculture and Farm Workers: Inspections made (Number) April,2012-March,2013	Agriculture and Farm Workers: Irregularities detected (Number) April,2012-March,2013	Agriculture and Farm Workers: Irregularities rectified (Number) April,2012-March,2013
(1)	(2)	(3)	(4)	(5)
1	ANDHRA PRADESH	0	0	0
2	ARUNACHAL PRADESH	0	0	0
3	ASSAM	0	0	0
4	BIHAR	6,120	1,334	1,362
5	CHHATISGARH	0	0	0
6	DELHI	0	0	0
7	GOA	0	0	0
8	GUJARAT	0	0	0
9	HARYANA	0	0	0
10	HIMACHAL PRADESH	0	0	0
11	JAMMU AND KASHMIR	0	0	0
12	JHARKHAND	0	0	0
13	KARNATAKA	0	0	0
14	KERALA	0	0	0
15	MADHYA PRADESH	0	0	0
16	MAHARASHTRA	0	0	0
17	MANIPUR	155	0	0
18	MEGHALAYA	0	0	0
19	MIZORAM	0	0	0
20	NAGALAND	0	0	0
21	ORISSA	0	0	0
22	PUDUCHERRY	0	0	0
23	PUNJAB	0	0	0
24	RAJASTHAN	364	1	1
25	SIKKIM	0	0	0
26	TAMIL NADU	0	0	0
27	TRIPURA	0	0	0
28	UTTARAKHAND	57	0	0
29	UTTAR PRADESH	0	0	0
30	WEST BENGAL	0	0	0
31	ANDAMAN AND NICOBAR ISLANDS	0	0	0
32	CHANDIGARH	0	0	0
33	DADRA AND NAGAR HAVELI	0	0	0
34	DAMAN AND DIU	0	0	0
35	LAKSHADWEEP	0	0	0
<b>Grand Total</b>		<b>6,696</b>	<b>1,335</b>	<b>1,363</b>

Table - 5(B)

**Minimum Wages Enforcement (including Farm Labour)**  
(Unit: Number)

Sl. No.	State/UT Name	Agriculture and Farm Workers: Claims filed (Number) April,2012-March,2013	Agriculture and Farm Workers: Claims settled (Number) April,2012-March,2013
		(3)	(4)
1	ANDHRA PRADESH	0	0
2	ARUNACHAL PRADESH	0	0
3	ASSAM	0	0
4	BIHAR	323	487
5	CHHATISGARH	0	0
6	DELHI	0	0
7	GOA	0	0
8	GUJARAT	0	0
9	HARYANA	6	2
10	HIMACHAL PRADESH	0	0
11	JAMMU AND KASHMIR	0	0
12	JHARKHAND	0	0
13	KARNATAKA	0	0
14	KERALA	0	0
15	MADHYA PRADESH	0	0
16	MAHARASHTRA	0	0
17	MANIPUR	0	0
18	MEGHALAYA	0	0
19	MIZORAM	0	0
20	NAGALAND	0	0
21	ORISSA	0	0
22	PUDUCHERRY	0	0
23	PUNJAB	0	0
24	RAJASTHAN	0	0
25	SIKKIM	0	0
26	TAMIL NADU	0	0
27	TRIPURA	0	0
28	UTTARAKHAND	0	0
29	UTTAR PRADESH	0	0
30	WEST BENGAL	0	0
31	ANDAMAN AND NICOBAR ISLANDS	0	0
32	CHANDIGARH	0	0
33	DADRA AND NAGAR HAVELI	0	0
34	DAMAN AND DIU	0	0
35	LAKSHADWEEP	0	0
<b>Grand Total</b>		<b>329</b>	<b>489</b>



Table - 5(C)

## Minimum Wages Enforcement (including Farm Labour)

Sl. No.	State/UT Name	Agriculture and Farm Workers: Prosecution cases Pending (Number) April,2012-March,2013	Agriculture and Farm Workers: Prosecution cases filed (Number) April,2012-March,2013	Agriculture and Farm Workers: Prosecution cases decided (Number) April,2012-March,2013
		(3)	(4)	(5)
1	ANDHRA PRADESH	0	0	0
2	ARUNACHAL PRADESH	0	0	0
3	ASSAM	0	0	0
4	BIHAR	401	0	0
5	CHHATISGARH	0	0	0
6	DELHI	0	0	0
7	GOA	0	0	0
8	GUJARAT	0	0	3
9	HARYANA	0	0	0
10	HIMACHAL PRADESH	0	0	0
11	JAMMU AND KASHMIR	0	0	0
12	JHARKHAND	0	0	0
13	KARNATAKA	0	0	0
14	KERALA	0	0	0
15	MADHYA PRADESH	0	0	0
16	MAHARASHTRA	0	0	0
17	MANIPUR	0	0	0
18	MEGHALAYA	0	0	0
19	MIZORAM	0	0	0
20	NAGALAND	0	0	0
21	ORISSA	0	0	0
22	PUDUCHERRY	0	0	0
23	PUNJAB	0	0	0
24	RAJASTHAN	0	0	0
25	SIKKIM	0	0	0
26	TAMIL NADU	0	0	0
27	TRIPURA	0	0	0
28	UTTARAKHAND	15	0	0
29	UTTAR PRADESH	0	0	0
30	WEST BENGAL	0	0	0
31	ANDAMAN AND NICOBAR ISLANDS	11	2	5
32	CHANDIGARH	0	0	0
33	DADRA AND NAGAR HAVELI	0	0	0
34	DAMAN AND DIU	0	0	0
35	LAKSHADWEEP	0	0	0
Grand Total		427	2	8

Table - 6(A)

## Food security-Targeted Public Distribution system (APL+BPL+AAAY)

Sl. No.	State/UT Name	Allocation of Food		Percentage of offtake w.r.t. Allocation of Food Grains
		Grains (Tonnes) April,2012-March,2013	Off take (Tonnes) April,2012-March,2013	
(1)	(2)	(3)	(4)	(5)
1	ANDHRA PRADESH	38,22,816	31,30,234	82
2	ARUNACHAL PRADESH	1,01,556	98,376	97
3	ASSAM	18,86,856	18,30,998	97
4	BIHAR	37,03,872	26,39,407	71
5	CHHATISGARH	12,44,112	11,78,578	95
6	DELHI	5,98,920	5,66,777	95
7	GOA	63,036	62,909	100
8	GUJARAT	20,85,108	12,65,504	61
9	HARYANA	7,56,012	4,65,415	62
10	HIMACHAL PRADESH	5,27,940	5,24,927	99
11	JAMMU AND KASHMIR	7,56,804	7,60,644	101
12	JHARKHAND	13,58,652	9,77,751	72
13	KARNATAKA	28,06,928	23,04,402	82
14	KERALA	14,72,688	14,73,184	100
15	MADHYA PRADESH	27,36,426	35,51,778	130
16	MAHARASHTRA	48,19,044	37,24,189	77
17	MANIPUR	1,70,952	1,72,661	101
18	MEGHALAYA	1,88,580	1,89,600	101
19	MIZORAM	70,140	66,538	95
20	NAGALAND	1,26,876	1,35,953	107
21	ORISSA	21,94,266	21,20,509	97
22	PUDUCHERRY	60,312	53,313	88
23	PUNJAB	8,27,976	6,13,964	74
24	RAJASTHAN	21,79,500	21,49,291	99
25	SIKKIM	44,280	45,046	102
26	TAMIL NADU	37,22,832	36,34,495	98
27	TRIPURA	3,04,836	2,89,291	95
28	UTTARAKHAND	6,17,992	5,96,557	97
29	UTTAR PRADESH	72,68,520	65,68,015	90
30	WEST BENGAL	38,57,206	36,16,745	94
31	ANDAMAN AND NICOBAR ISLANDS	34,020	14,908	44
32	CHANDIGARH	36,780	33,429	91
33	DADRA AND NAGAR HAVELI	10,464	10,499	100
34	DAMAN AND DIU	5,652	4,530	80
35	LAKSHADWEEP	6,620	5,706	86
Grand Total		5,04,68,574	4,48,76,123	89

Very Good:(90% or above of targets)

ARUNACHAL PRADESH, ASSAM, CHHATISGARH, DELHI, GOA, HIMACHAL PRADESH, JAMMU AND KASHMIR, KERALA, MADHYA PRADESH, MANIPUR, MEGHALAYA, MIZORAM, NAGALAND, ORISSA, RAJASTHAN, SIKKIM, TAMIL NADU, TRIPURA, UTTARAKHAND, UTTAR PRADESH, WEST BENGAL, CHANDIGARH, DADRA AND NAGAR HAVELI

Good:(Between 80% to 90% targets)

ANDHRA PRADESH, KARNATAKA, PUDUCHERRY, DAMAN AND DIU, LAKSHADWEEP

Poor:(Below 80% of targets)

BIHAR, GUJARAT, HARYANA, JHARKHAND, MAHARASHTRA, PUNJAB, ANDAMAN AND NICOBAR ISLANDS

# Food Security: Targeted Public Distribution System (APL+BPL+AAY)

## Off take

% Achievement of Target  
During April 2012 - March 2013

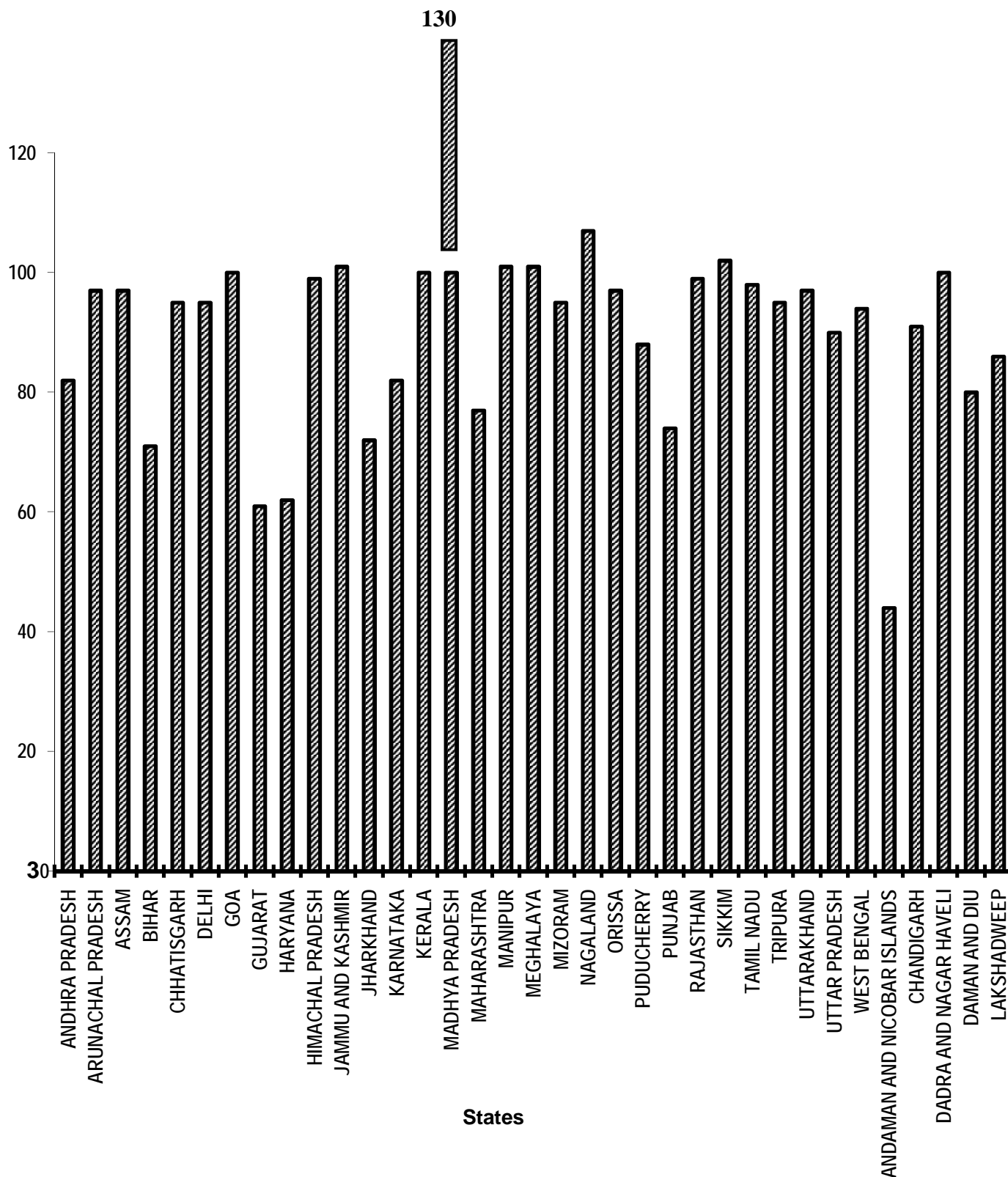


Table - 6(B)

## Food security-Targeted Public Distribution system (only AAY)

Sl. No.	State/UT Name	Allocation of Food		Percentage of offtake w.r.t. Allocation of Food Grains
		Grains (Tonnes) April,2012- March,2013	Off take (Tonnes) April,2012- March,2013	
(1)	(2)	(3)	(4)	(5)
1	ANDHRA PRADESH	6,54,288	6,43,499	98
2	ARUNACHAL PRADESH	15,972	15,845	99
3	ASSAM	2,95,692	2,93,585	99
4	BIHAR	10,50,420	10,12,057	96
5	CHHATISGARH	3,01,944	3,01,944	100
6	DELHI	63,084	45,184	72
7	GOA	6,108	6,108	100
8	GUJARAT	3,40,080	3,17,885	93
9	HARYANA	1,22,820	1,21,430	99
10	HIMACHAL PRADESH	82,740	83,078	100
11	JAMMU AND KASHMIR	1,07,388	1,07,658	100
12	JHARKHAND	3,85,524	3,70,771	96
13	KARNATAKA	4,77,816	4,33,960	91
14	KERALA	2,50,260	2,50,045	100
15	MADHYA PRADESH	6,64,260	8,14,104	123
16	MAHARASHTRA	10,34,880	9,49,458	92
17	MANIPUR	26,724	26,704	100
18	MEGHALAYA	29,484	29,421	100
19	MIZORAM	10,920	10,170	93
20	NAGALAND	19,968	22,558	113
21	ORISSA	5,31,120	5,18,381	98
22	PUDUCHERRY	13,548	12,128	90
23	PUNJAB	75,360	51,001	68
24	RAJASTHAN	3,91,488	3,82,423	98
25	SIKKIM	6,936	6,907	100
26	TAMIL NADU	7,83,144	7,79,930	100
27	TRIPURA	47,520	47,846	101
28	UTTARAKHAND	80,184	79,687	99
29	UTTAR PRADESH	17,19,480	16,98,089	99
30	WEST BENGAL	6,21,684	5,79,504	93
31	ANDAMAN AND NICOBAR ISLANDS	1,800	761	42
32	CHANDIGARH	624	135	22
33	DADRA AND NAGAR HAVELI	2,196	2,220	101
34	DAMAN AND DIU	636	664	104
35	LAKSHADWEEP	504	504	100
Grand Total		1,02,16,596	1,00,15,644	98

Very Good:(90% or above of targets)

ANDHRA PRADESH, ARUNACHAL PRADESH, ASSAM, BIHAR, CHHATISGARH, GOA, GUJARAT, HARYANA, HIMACHAL PRADESH, JAMMU AND KASHMIR, JHARKHAND, KARNATAKA, KERALA, MADHYA PRADESH, MAHARASHTRA, MANIPUR, MEGHALAYA, MIZORAM, NAGALAND, ORISSA, PUDUCHERRY, RAJASTHAN, SIKKIM, TAMIL NADU, TRIPURA, UTTARAKHAND, UTTAR PRADESH, WEST BENGAL, DADRA AND NAGAR HAVELI, DAMAN AND DIU, LAKSHADWEEP

Poor:(Below 80% of targets)

DELHI, PUNJAB, ANDAMAN AND NICOBAR ISLANDS, CHANDIGARH

# Food Security: Targeted Public Distribution System (Only Antyodaya Anna Yojana) Off take

% Achievement of Target  
During April 2012 - March 2013

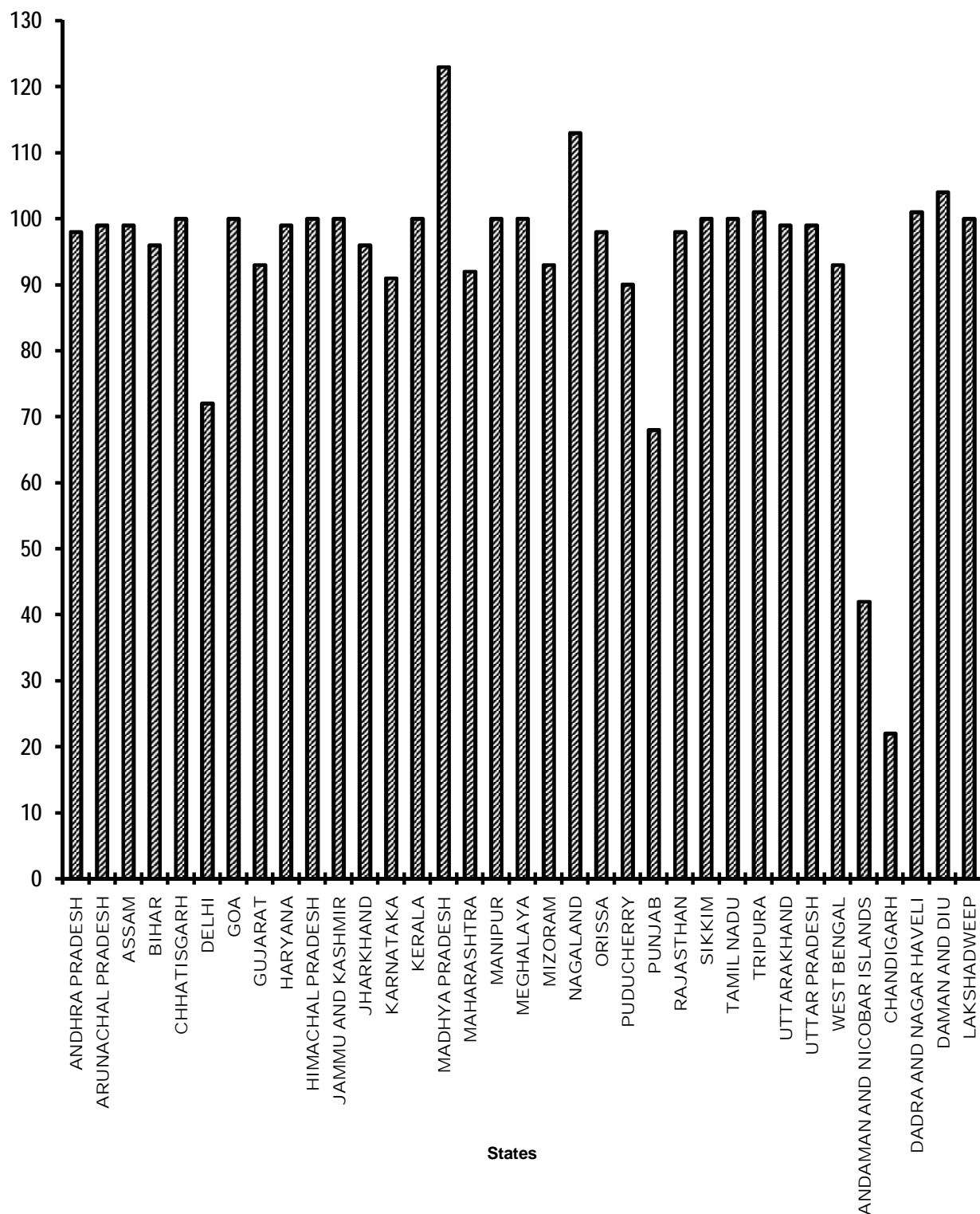


Table - 6(C)

## Food Security - Targeted Public Distribution System (Only BPL)

Sl. No.	State/UT Name	Allocation of Food Grains (Tonnes)	Off take (Tonnes)	Percentage of offtake w.r.t. Allocation of Food Grains
		April,2012-March,2013	April,2012-March,2013	
(1)	(2)	(3)	(4)	(5)
1	ANDHRA PRADESH	10,52,088	10,54,280	100
2	ARUNACHAL PRADESH	25,524	25,021	98
3	ASSAM	4,75,224	4,71,387	99
4	BIHAR	16,89,372	14,46,368	86
5	CHHATISGARH	4,85,688	4,81,691	99
6	DELHI	1,08,696	1,11,757	103
7	GOA	5,532	5,567	101
8	GUJARAT	5,50,368	5,15,130	94
9	HARYANA	2,08,572	2,17,032	104
10	HIMACHAL PRADESH	1,33,140	1,29,282	97
11	JAMMU AND KASHMIR	2,01,696	2,02,390	100
12	JHARKHAND	6,19,968	5,91,601	95
13	KARNATAKA	8,36,460	8,19,167	98
14	KERALA	4,02,348	4,00,476	100
15	MADHYA PRADESH	10,68,126	19,64,368	184
16	MAHARASHTRA	17,09,424	16,10,469	94
17	MANIPUR	43,008	43,431	101
18	MEGHALAYA	47,376	47,376	100
19	MIZORAM	17,640	16,790	95
20	NAGALAND	32,112	35,051	109
21	ORISSA	11,65,572	11,71,597	101
22	PUDUCHERRY	21,564	20,348	94
23	PUNJAB	1,21,176	1,05,557	87
24	RAJASTHAN	6,29,532	6,22,776	99
25	SIKKIM	11,304	12,202	108
26	TAMIL NADU	12,59,232	12,77,845	101
27	TRIPURA	76,380	74,451	97
28	UTTARAKHAND	1,28,988	1,29,161	100
29	UTTAR PRADESH	27,65,700	27,92,282	101
30	WEST BENGAL	15,53,580	15,53,510	100
31	ANDAMAN AND NICOBAR ISLANDS	5,340	2,701	51
32	CHANDIGARH	3,756	3,712	99
33	DADRA AND NAGAR HAVELI	5,028	5,036	100
34	DAMAN AND DIU	1,044	1,097	105
35	LAKSHADWEEP	756	742	98
Grand Total		1,74,61,314	1,79,61,651	103

Very Good:(90% or above of targets)

ANDHRA PRADESH, ARUNACHAL PRADESH, ASSAM, CHHATISGARH, DELHI, GOA, GUJARAT, HARYANA, HIMACHAL PRADESH, JAMMU AND KASHMIR, JHARKHAND, KARNATAKA, KERALA, MADHYA PRADESH, MAHARASHTRA, MANIPUR, MEGHALAYA, MIZORAM, NAGALAND, ORISSA, PUDUCHERRY, RAJASTHAN, SIKKIM, TAMIL NADU, TRIPURA, UTTARAKHAND, UTTAR PRADESH, WEST BENGAL, CHANDIGARH, DADRA AND NAGAR HAVELI, DAMAN AND DIU, LAKSHADWEEP

Good:(Between 80% to 90% targets)

BIHAR, PUNJAB

Poor:(Below 80% of targets)

ANDAMAN AND NICOBAR ISLANDS

# Food Security: Targeted Public Distribution System (Only BPL)

Off take

% Achievement of Target  
During April 2012 - March 2013

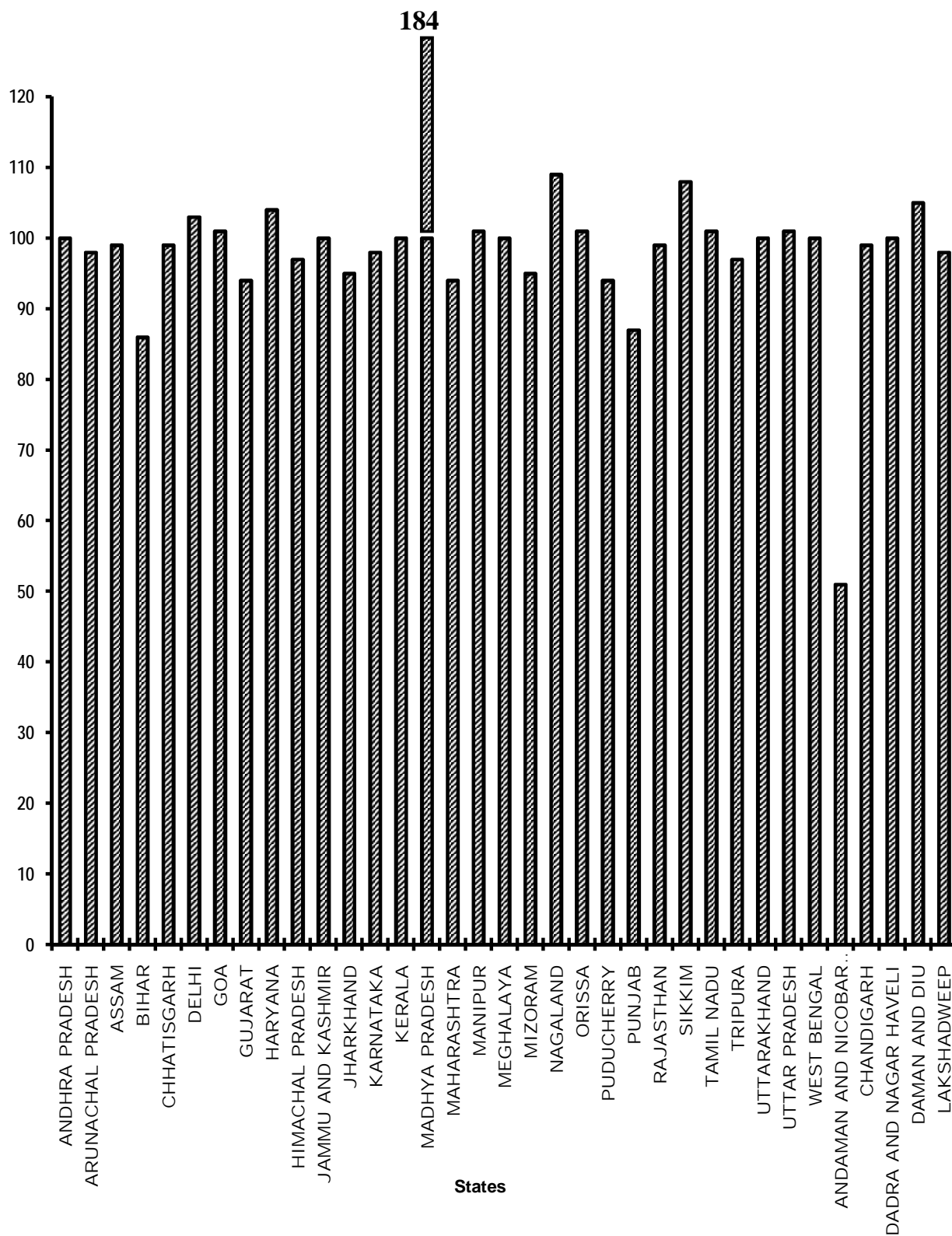


Table - 7

**Rural Housing - Indira Awaas Yojana**  
**Houses constructed**  
**(Unit: Number)**

Sl. No.	State/UT Name	Target 2012-2013	Achievement April, 2012- March, 2013	Percent Achievement
				April, 2012- March, 2013
(1)	(2)	(3)	(4)	(4)/(3)
1	ANDHRA PRADESH	2,70,399	2,43,990	90
2	ARUNACHAL PRADESH	8,339	# 2145	26
3	ASSAM	1,84,408	1,00,260	54
4	BIHAR	8,16,305	8,38,835	103
5	CHHATISGARH	41,511	26,240	63
6	GOA	1,714	1,125	66
7	GUJARAT	1,36,470	1,45,973	107
8	HARYANA	19,163	14,955	78
9	HIMACHAL PRADESH	6,271	6,279	100
10	JAMMU AND KASHMIR	19,476	19,866	102
11	JHARKHAND	69,503	69,910	101
12	KARNATAKA	1,07,210	1,08,493	101
13	KERALA	59,620	43,607	73
14	MADHYA PRADESH	84,358	67,695	80
15	MAHARASHTRA	1,67,379	1,45,178	87
16	MANIPUR	7,238	5,148	71
17	MEGHALAYA	12,608	4,646	37
18	MIZORAM	2,687	2,396	89
19	NAGALAND	8,343	5,320	64
20	ORISSA	1,55,363	1,30,098	84
21	PUDUCHERRY	1,318	30	2
22	PUNJAB	23,696	5,881	25
23	RAJASTHAN	68,578	83,466	122
24	SIKKIM	1,596	1,630	102
25	TAMIL NADU	1,11,410	1,00,740	90
26	TRIPURA	16,245	3,929	24
27	UTTARAKHAND	17,162	13,802	80
28	UTTAR PRADESH	3,68,322	1,57,809	43
29	WEST BENGAL	2,19,553	3,07,257	140
30	ANDAMAN AND NICOBAR ISLANDS	2,646	437	17
31	DADRA AND NAGAR HAVELI	441	* 415	94
32	DAMAN AND DIU	197	* 12	6
33	LAKSHADWEEP	171	* 115	67
<b>Grand Total</b>		<b>30,09,700</b>	<b>26,57,682</b>	<b>88</b>

**Very Good:(90% or above of targets)**

ANDHRA PRADESH, BIHAR, GUJARAT, HIMACHAL PRADESH, JAMMU AND KASHMIR, JHARKHAND, KARNATAKA, RAJASTHAN, SIKKIM, TAMIL NADU, WEST BENGAL, DADRA AND NAGAR HAVELI

**Good:(Between 80% to 90% targets)**

MADHYA PRADESH, MAHARASHTRA, MIZORAM, ORISSA, UTTARAKHAND

**Poor:(Below 80% of targets)**

ARUNACHAL PRADESH, ASSAM, CHHATISGARH, GOA, HARYANA, KERALA, MANIPUR, MEGHALAYA, NAGALAND, PUDUCHERRY, PUNJAB, TRIPURA, UTTAR PRADESH, ANDAMAN AND NICOBAR ISLANDS, DAMAN AND DIU, LAKSHADWEEP

Note: # Previous month figures have been repeated due to wide variation.

\* M/o Rural Development figures have been considered



# Rural Housing - Indira Awaas Yojana

## Houses constructed

% Achievement of Target  
During April 2012 - March 2013

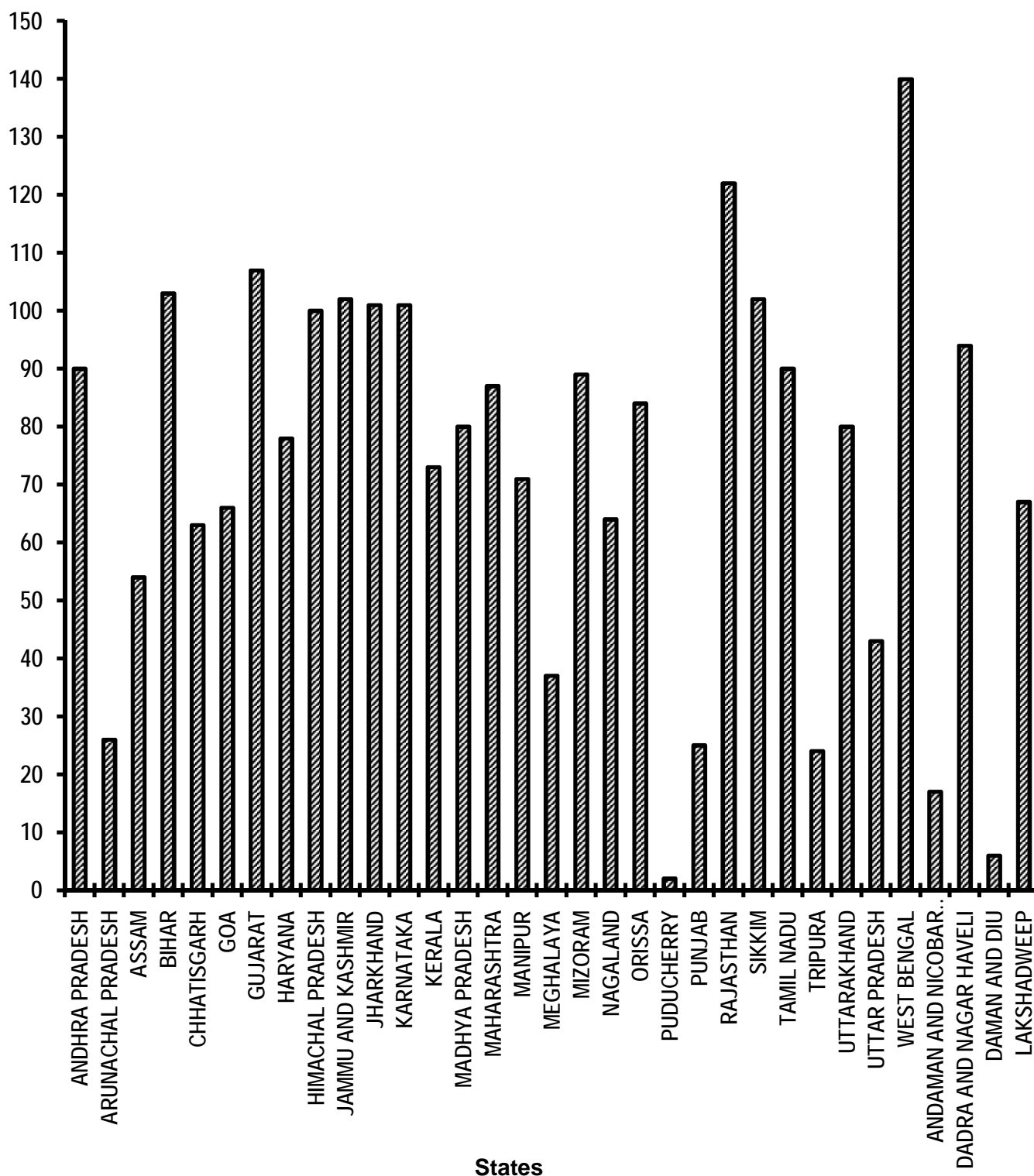


Table - 8

**EWS/LIG Houses in Urban Areas**  
**Houses constructed**  
**(Unit: Number)**

Sl. No.	State/UT Name	Target 2012-2013	Achievement April,2012- March,2013	Percent Achievement
				April,2012- March,2013
(1)	(2)	(3)	(4)	(4)/(3)
1	ANDHRA PRADESH	12,500	29,589	237
2	ARUNACHAL PRADESH	225	100	44
3	ASSAM	1,900	244	13
4	BIHAR	11,000	2,735	25
5	CHHATISGARH	11,000	4,264	39
6	DELHI	12,500	1,319	11
7	GOA	35	38	109
8	GUJARAT	12,500	10,093	81
9	HARYANA	2,075	9,524	459
10	HIMACHAL PRADESH	375	384	102
11	JAMMU AND KASHMIR	2,500	0	0
12	JHARKHAND	5,000	6,133	123
13	KARNATAKA	2,500	12,785	511
14	KERALA	5,000	311	6
15	MADHYA PRADESH	12,500	7,800	62
16	MAHARASHTRA	40,000	21,788	54
17	MANIPUR	1,000	0	0
18	MEGHALAYA	250	0	0
19	MIZORAM	500	120	24
20	NAGALAND	750	0	0
21	ORISSA	2,250	0	0
22	PUDUCHERRY	550	0	0
23	PUNJAB	4,000	0	0
24	RAJASTHAN	7,500	8,471	113
25	SIKKIM	60	48	80
26	TAMIL NADU	15,000	1,000	7
27	TRIPURA	250	591	236
28	UTTARAKHAND	1,250	0	0
29	UTTAR PRADESH	15,000	1,433	10
30	WEST BENGAL	17,500	29,429	168
31	ANDAMAN AND NICOBAR ISLANDS	10	0	0
32	CHANDIGARH	2,500	0	0
33	DADRA AND NAGAR HAVELI	20	0	0
<i>Grand Total</i>		2,00,000	1,48,199	74

**Very Good:(90% or above of targets)**

ANDHRA PRADESH, GOA, HARYANA, HIMACHAL PRADESH, JHARKHAND, KARNATAKA, RAJASTHAN, TRIPURA, WEST BENGAL

**Good:(Between 80% to 90% targets)**

GUJARAT, SIKKIM

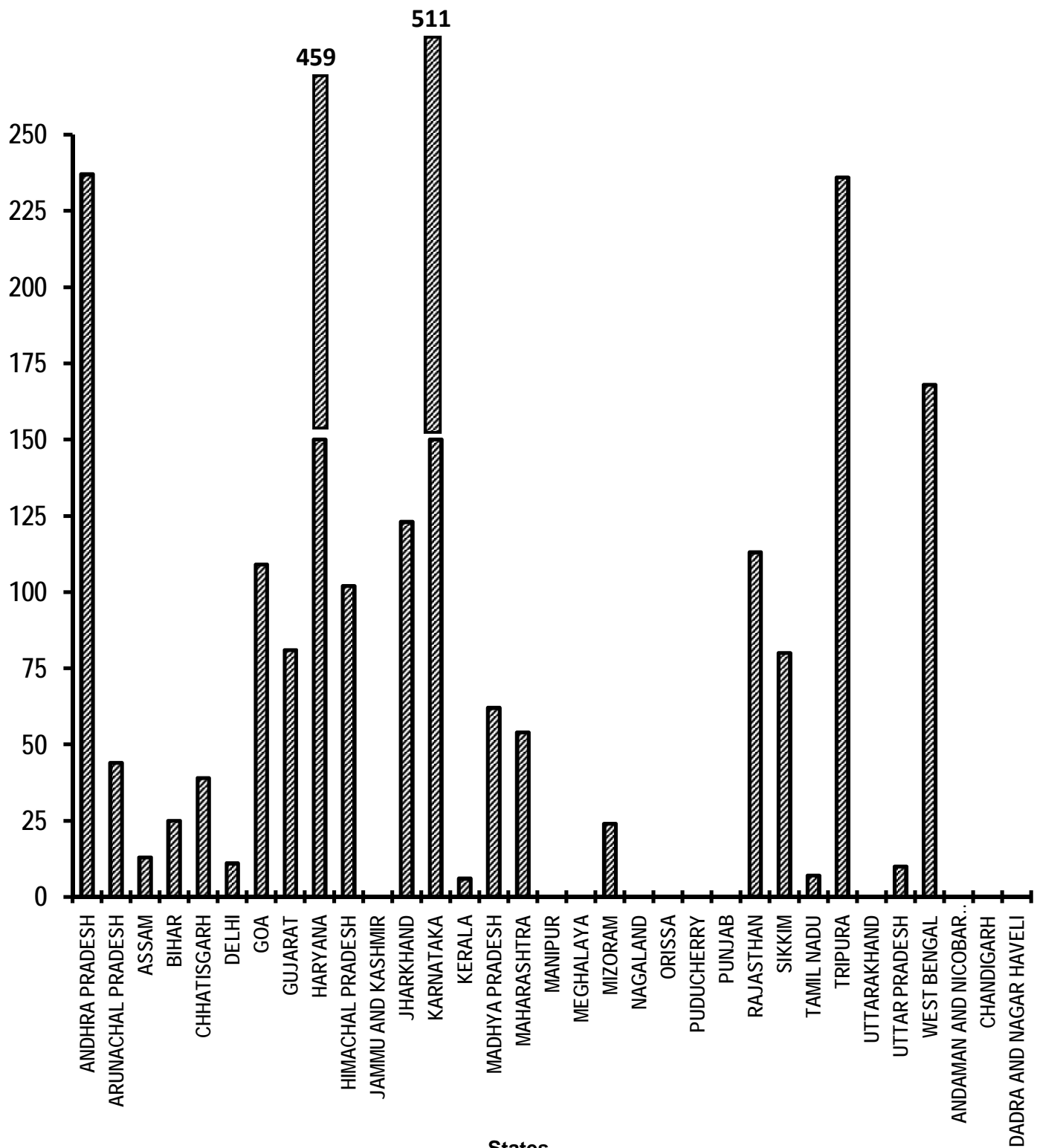
**Poor:(Below 80% of targets)**

ARUNACHAL PRADESH, ASSAM, BIHAR, CHHATISGARH, DELHI, JAMMU AND KASHMIR, KERALA, MADHYA PRADESH, MAHARASHTRA, MANIPUR, MEGHALAYA, MIZORAM, NAGALAND, ORISSA, PUDUCHERRY, PUNJAB, TAMIL NADU, UTTARAKHAND, UTTAR PRADESH, ANDAMAN AND NICOBAR ISLANDS, CHANDIGARH, DADRA AND NAGAR HAVELI

# EWS/LIG Houses in Urban Areas

## Houses constructed

% Achievement of Target  
During April 2012 - March 2013



States

43

Table - 9(A)

**Rural Areas: National Rural Drinking Water Programme (NRDWP)**  
**Habitations covered (Partially covered & Slipped back)**  
**(Unit: Number)**

Sl. No.	State/UT Name	Target	Achievement	Percent
		2012-2013	April,2012-March,2013	Achievement April,2012-March,2013
(1)	(2)	(3)	(4)	(4)/(3)
1	ANDHRA PRADESH	3,319	5,520	166
2	ARUNACHAL PRADESH	190	* 358	188
3	ASSAM	2,406	3,775	157
4	BIHAR	5,807	5,697	98
5	CHHATISGARH	3,891	4,603	118
6	GUJARAT	518	816	158
7	HARYANA	612	895	146
8	HIMACHAL PRADESH	1,648	2,531	154
9	JAMMU AND KASHMIR	679	1,130	166
10	JHARKHAND	10,524	4,393	42
11	KARNATAKA	3,926	7,381	188
12	KERALA	414	633	153
13	MADHYA PRADESH	10,520	* 16534	157
14	MAHARASHTRA	3,244	4,058	125
15	MANIPUR	163	271	166
16	MEGHALAYA	352	497	141
17	MIZORAM	37	30	81
18	NAGALAND	46	115	250
19	ORISSA	4,370	17,347	397
20	PUDUCHERRY	15	0	0
21	PUNJAB	938	533	57
22	RAJASTHAN	696	2,453	352
23	SIKKIM	176	100	57
24	TAMIL NADU	4,166	7,017	168
25	TRIPURA	12	285	2,375
26	UTTARAKHAND	700	981	140
27	UTTAR PRADESH	15,080	23,150	154
28	WEST BENGAL	551	1,746	317
<b>Grand Total</b>		<b>75,000</b>	<b>1,12,849</b>	<b>150</b>

**Very Good:(90% or above of targets)**

ANDHRA PRADESH, ARUNACHAL PRADESH, ASSAM, BIHAR, CHHATISGARH, GUJARAT, HARYANA, HIMACHAL PRADESH, JAMMU AND KASHMIR, KARNATAKA, KERALA, MADHYA PRADESH, MAHARASHTRA, MANIPUR, MEGHALAYA, NAGALAND, ORISSA, RAJASTHAN, TAMIL NADU, TRIPURA, UTTARAKHAND, UTTAR PRADESH, WEST BENGAL

**Good:(Between 80% to 90% targets)**

MIZORAM

**Poor:(Below 80% of targets)**

JHARKHAND, PUDUCHERRY, PUNJAB, SIKKIM

Note: \* Ministry of Drinking Water and Sanitation figures have been considered

# Rural Areas- National Rural Drinking Water Programme (NRDWP)

Habitations covered (Partially Covered & Slipped back)

% Achievement of Target  
During April 2012 - March 2013

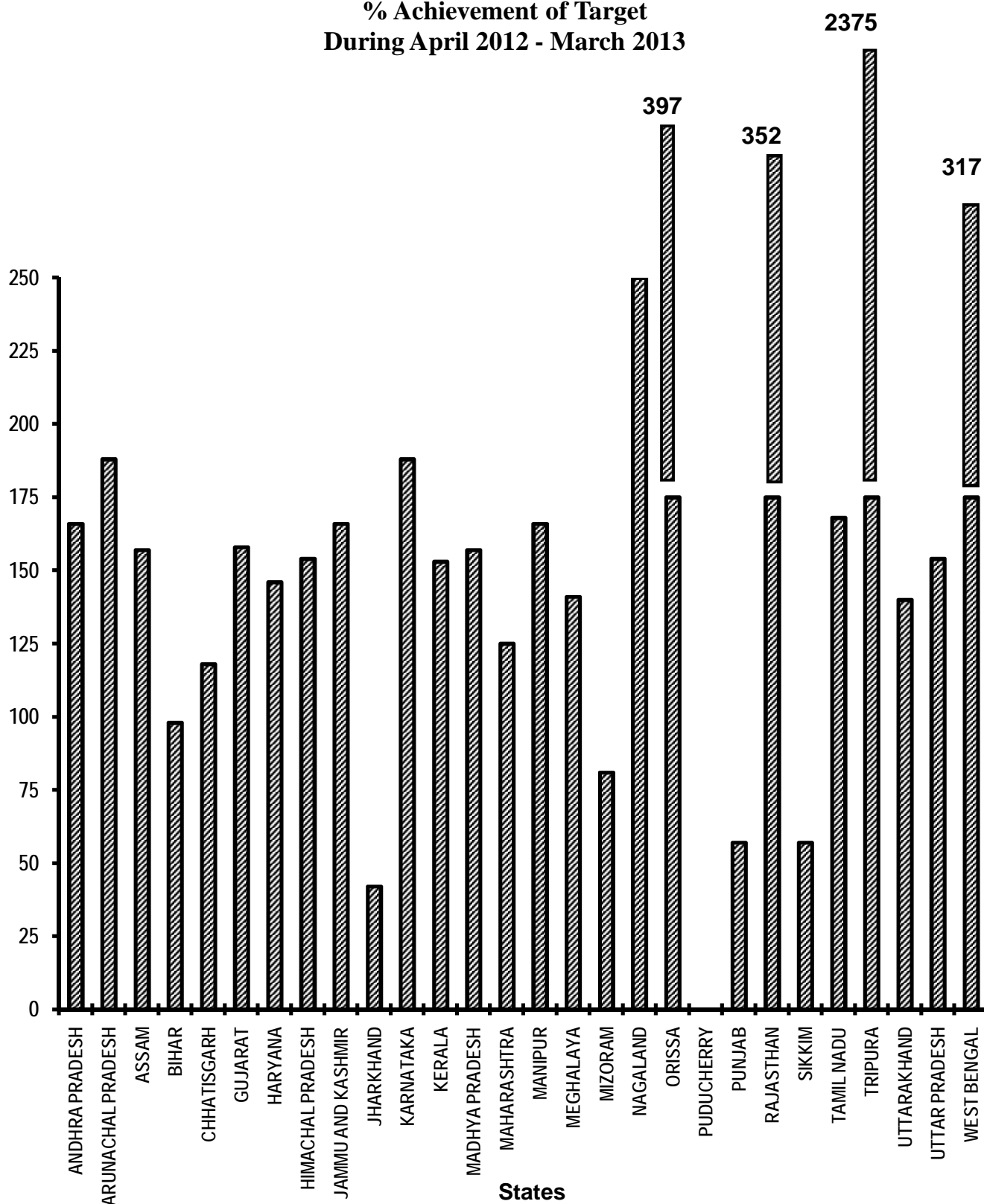


Table - 9(B)

**Rural Areas: National Rural Drinking Water Programme (NRDWP)**  
**Coverage of water quality affected habitations**  
**(Unit: Number)**

		Target	Achievement	Percent
		2012-2013	April,2012- March,2013	Achievement April,2012- March,2013
Sl. No.	State/UT Name	(3)	(4)	(4)/(3)
1	ANDHRA PRADESH	160	179	112
2	ASSAM	3,334	3,335	100
3	BIHAR	5,750	2,924	51
4	CHHATISGARH	4,326	1,142	26
5	GUJARAT	212	229	108
6	HARYANA	9	6	67
7	JAMMU AND KASHMIR	24	23	96
8	JHARKHAND	367	* 289	79
9	KARNATAKA	2,091	2,021	97
10	KERALA	58	29	50
11	MADHYA PRADESH	787	* 949	121
12	MAHARASHTRA	730	579	79
13	MEGHALAYA	38	13	34
14	NAGALAND	28	* 50	179
15	ORISSA	2,268	2,137	94
16	PUDUCHERRY	7	0	0
17	PUNJAB	31	6	19
18	RAJASTHAN	1,414	1,490	105
19	TAMIL NADU	60	73	122
20	TRIPURA	975	1,038	106
21	UTTAR PRADESH	801	425	53
22	WEST BENGAL	1,530	857	56
<b>Grand Total</b>		<b>25,000</b>	<b>17,794</b>	<b>71</b>

**Very Good:(90% or above of targets)**

ANDHRA PRADESH, ASSAM, GUJARAT, JAMMU AND KASHMIR, KARNATAKA, MADHYA PRADESH, NAGALAND, ORISSA, RAJASTHAN, TAMIL NADU, TRIPURA

**Poor:(Below 80% of targets)**

BIHAR, CHHATISGARH, HARYANA, JHARKHAND, KERALA, MAHARASHTRA, MEGHALAYA, PUDUCHERRY, PUNJAB, UTTAR PRADESH, WEST BENGAL

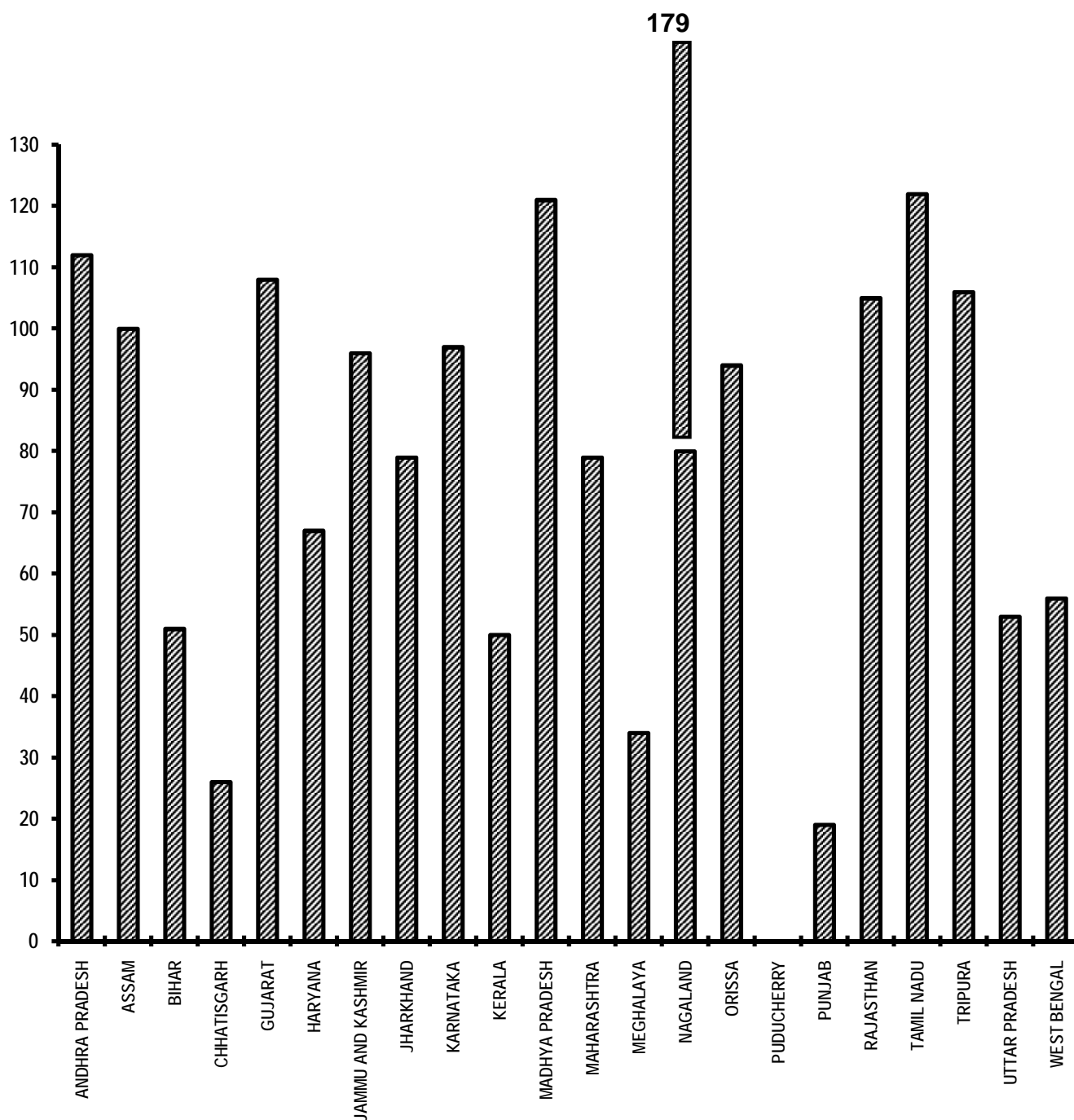
Note: \* Ministry of Drinking Water and Sanitation figures have been considered

# Rural Areas- National Rural Drinking Water Programme (NRDWP)

## Coverage of Water Quality Affected Habitations

% Achievement of Target

During April 2012 - March 2013



States

Table - 10

**Sanitation Programme in Rural Areas**  
(Unit: Number)

Sl. No.	State/UT Name	Individual Household latrines constructed (Number) April,2012-March,2013
(1)	(2)	(3)
1	ANDHRA PRADESH	3,84,279
2	ARUNACHAL PRADESH	5,760
3	ASSAM	2,73,240
4	BIHAR	7,96,699
5	CHHATISGARH	52,045
6	DELHI	0
7	GOA	0
8	GUJARAT	1,71,977
9	HARYANA	62,949
10	HIMACHAL PRADESH	5,183
11	JAMMU AND KASHMIR	71,900
12	JHARKHAND	48,500
13	KARNATAKA	2,96,429
14	KERALA	5,674
15	MADHYA PRADESH	5,58,189
16	MAHARASHTRA	1,89,306
17	MANIPUR	43,917
18	MEGHALAYA	14,406
19	MIZORAM	4,967
20	NAGALAND	22,149
21	ORISSA	1,18,318
22	PUDUCHERRY	0
23	PUNJAB	57,421
24	RAJASTHAN	2,52,800
25	SIKKIM	0
26	TAMIL NADU	3,24,216
27	TRIPURA	7,035
28	UTTARAKHAND	97,815
29	UTTAR PRADESH	1,34,873
30	WEST BENGAL	5,59,115
31	ANDAMAN AND NICOBAR ISLANDS	0
32	CHANDIGARH	0
33	DADRA AND NAGAR HAVELI	0
34	DAMAN AND DIU	0
35	LAKSHADWEEP	0
<b>Grand Total</b>		<b>45,59,162</b>



Table - 11

**Institutional Delivery**  
(Unit: Number)

		<b>Delivery in institutions (Number) April,2012- March,2013</b>
<b>Sl. No.</b>	<b>State/UT Name</b>	
<b>(1)</b>	<b>(2)</b>	<b>(3)</b>
1	ANDHRA PRADESH	13,83,971
2	ARUNACHAL PRADESH	206
3	ASSAM	4,98,563
4	BIHAR	12,37,746
5	CHHATISGARH	2,51,015
6	DELHI	2,91,540
7	GOA	17,325
8	GUJARAT	11,36,009
9	HARYANA	3,66,140
10	HIMACHAL PRADESH	75,117
11	JAMMU AND KASHMIR	1,69,012
12	JHARKHAND	3,74,020
13	KARNATAKA	8,37,276
14	KERALA	4,71,768
15	MADHYA PRADESH	11,54,334
16	MAHARASHTRA	20,42,302
17	MANIPUR	27,922
18	MEGHALAYA	41,073
19	MIZORAM	21,644
20	NAGALAND	3,593
21	ORISSA	6,02,062
22	PUDUCHERRY	35,049
23	PUNJAB	3,31,977
24	RAJASTHAN	13,46,832
25	SIKKIM	6,736
26	TAMIL NADU	10,41,745
27	TRIPURA	44,009
28	UTTARAKHAND	1,08,759
29	UTTAR PRADESH	25,63,551
30	WEST BENGAL	7,66,846
31	ANDAMAN AND NICOBAR ISLANDS	5,053
32	CHANDIGARH	23,031
33	DADRA AND NAGAR HAVELI	5,614
34	DAMAN AND DIU	3,602
35	LAKSHADWEEP	664
<b>Grand Total</b>		<b>1,72,86,106</b>

Table - 12

**SC Families Assisted**  
(Unit: Number)

Sl. No.	State/UT Name	Target	Achievement	Percent
		2012-2013	April,2012-March,2013	Achievement April,2012-March,2013
(1)	(2)	(3)	(4)	(4)/(3)
1	ANDHRA PRADESH	7,97,642	8,56,546	107
2	ASSAM	37,655	25,635	68
3	BIHAR	1,54,886	11,61,065	750
4	CHHATISGARH	1,74,495	279	0
5	DELHI	19,399	2,615	13
6	GOA	16,044	0	0
7	GUJARAT	1,25,353	1,58,030	126
8	HARYANA	1,02,407	1,37,423	134
9	HIMACHAL PRADESH	29,289	74,707	255
10	JAMMU AND KASHMIR	13,420	86,480	644
11	JHARKHAND	28,385	5,34,563	1,883
12	KARNATAKA	3,91,580	5,11,620	131
13	KERALA	1,42,953	34,792	24
14	MADHYA PRADESH	3,15,694	2,76,180	87
15	MAHARASHTRA	6,67,471	2,80,058	42
16	MANIPUR	5,407	117	2
17	ORISSA	1,54,187	65,596	43
18	PUDUCHERRY	10,176	1,422	14
19	PUNJAB	1,35,792	76,848	57
20	RAJASTHAN	3,49,321	6,11,216	175
21	SIKKIM	1,326	2,215	167
22	TAMIL NADU	9,50,911	10,02,273	105
23	TRIPURA	41,923	1,22,251	292
24	UTTARAKHAND	79,574	7,084	9
25	UTTAR PRADESH	11,61,183	1,66,103	14
26	WEST BENGAL	6,89,853	15,08,642	219
27	CHANDIGARH	905	805	89
<b>Grand Total</b>		<b>65,97,231</b>	<b>77,04,565</b>	<b>117</b>

**Very Good:(90% or above of targets)**

ANDHRA PRADESH, BIHAR, GUJARAT, HARYANA, HIMACHAL PRADESH, JAMMU AND KASHMIR, JHARKHAND, KARNATAKA, RAJASTHAN, SIKKIM, TAMIL NADU, TRIPURA, WEST BENGAL

**Good:(Between 80% to 90% targets)**

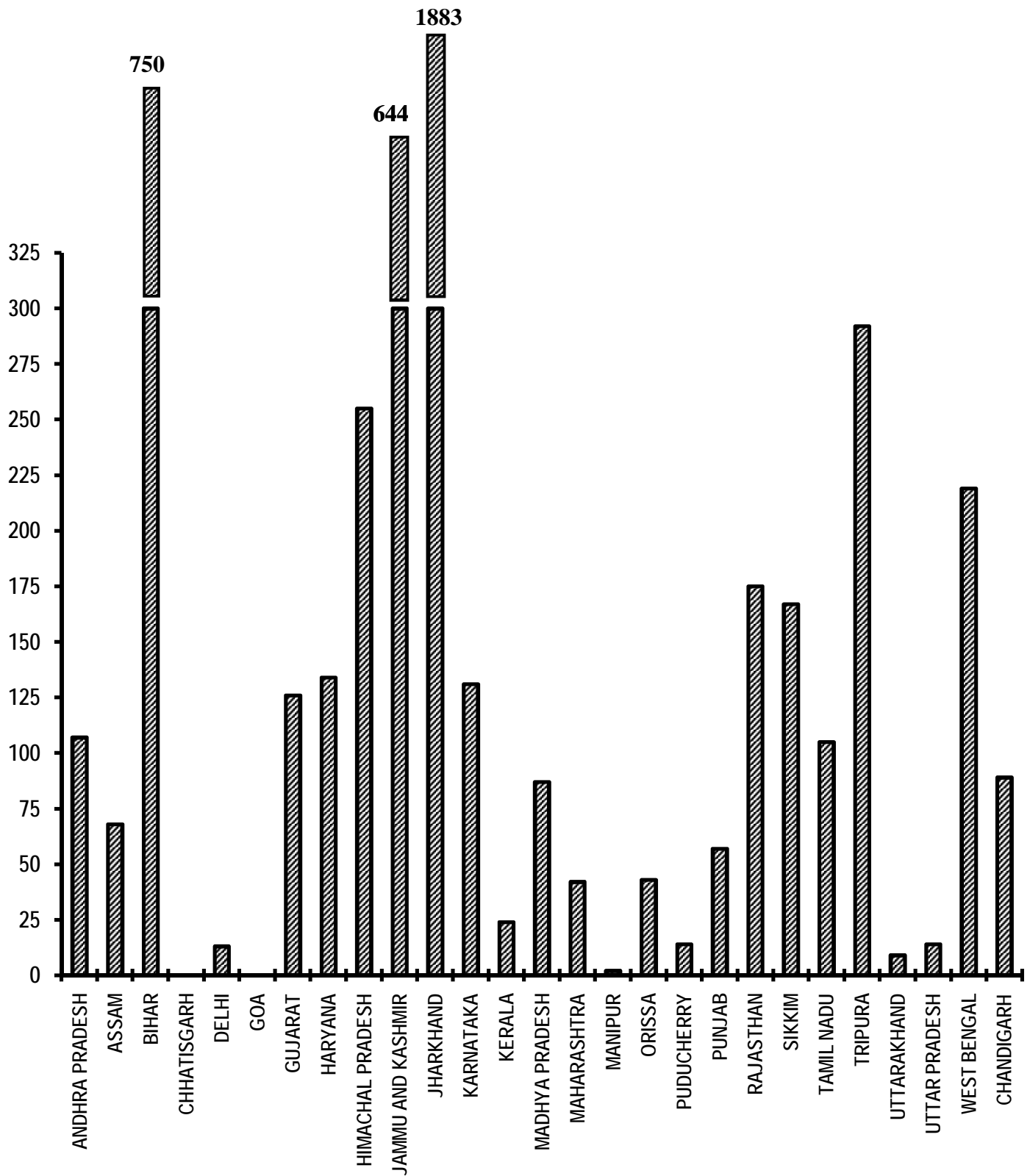
MADHYA PRADESH, CHANDIGARH

**Poor:(Below 80% of targets)**

ASSAM, CHHATISGARH, DELHI, GOA, KERALA, MAHARASHTRA, MANIPUR, ORISSA, PUDUCHERRY, PUNJAB, UTTARAKHAND, UTTAR PRADESH

# SC Families Assisted

% Achievement of Target  
During April 2012 - March 2013



States

Table - 13

**Universalization of ICDS Scheme**  
**ICDS Blocks Operational (Cumulative)**  
**(Unit: Number)**

		Target 2012-2013	Achievement April,2012- March,2013	Percent
Sl. No.	State/UT Name			Achievement April,2012- March,2013
(1)	(2)	(3)	(4)	(4)/(3)
1	ANDHRA PRADESH	388	387	100
2	ARUNACHAL PRADESH	98	93	95
3	ASSAM	231	231	100
4	BIHAR	544	544	100
5	CHHATISGARH	220	220	100
6	DELHI	95	95	100
7	GOA	11	11	100
8	GUJARAT	336	336	100
9	HARYANA	148	148	100
10	HIMACHAL PRADESH	78	78	100
11	JAMMU AND KASHMIR	141	141	100
12	JHARKHAND	206	204	99
13	KARNATAKA	186	204	110
14	KERALA	258	258	100
15	MADHYA PRADESH	453	453	100
16	MAHARASHTRA	553	553	100
17	MANIPUR	42	42	100
18	MEGHALAYA	41	41	100
19	MIZORAM	27	27	100
20	NAGALAND	59	59	100
21	ORISSA	338	338	100
22	PUDUCHERRY	5	5	100
23	PUNJAB	154	154	100
24	RAJASTHAN	304	304	100
25	SIKKIM	13	13	100
26	TAMIL NADU	434	434	100
27	TRIPURA	56	56	100
28	UTTARAKHAND	105	105	100
29	UTTAR PRADESH	897	892	99
30	WEST BENGAL	576	# 4899	851
31	ANDAMAN AND NICOBAR ISLANDS	5	5	100
32	CHANDIGARH	3	3	100
33	DADRA AND NAGAR HAVELI	2	2	100
34	DAMAN AND DIU	2	2	100
35	LAKSHADWEEP	9	18	200
<b>Grand Total</b>		<b>7,018</b>	<b>11,355</b>	<b>162</b>

**Very Good:(90% or above of targets)**

ANDHRA PRADESH, ARUNACHAL PRADESH, ASSAM, BIHAR, CHHATISGARH, DELHI, GOA, GUJARAT, HARYANA, HIMACHAL PRADESH, JAMMU AND KASHMIR, JHARKHAND, KARNATAKA, KERALA, MADHYA PRADESH, MAHARASHTRA, MANIPUR, MEGHALAYA, MIZORAM, NAGALAND, ORISSA, PUDUCHERRY, PUNJAB, RAJASTHAN, SIKKIM, TAMIL NADU, TRIPURA, UTTARAKHAND, UTTAR PRADESH, WEST BENGAL, ANDAMAN AND NICOBAR ISLANDS, CHANDIGARH, DADRA AND NAGAR HAVELI, DAMAN AND DIU, LAKSHADWEEP

Note: # Previous month figure has been repeated due to wide variation

# Universalization of ICDS Scheme

## ICDS Blocks Operational (Cumulative)

% Achievement of Target  
During April 2012 - March 2013

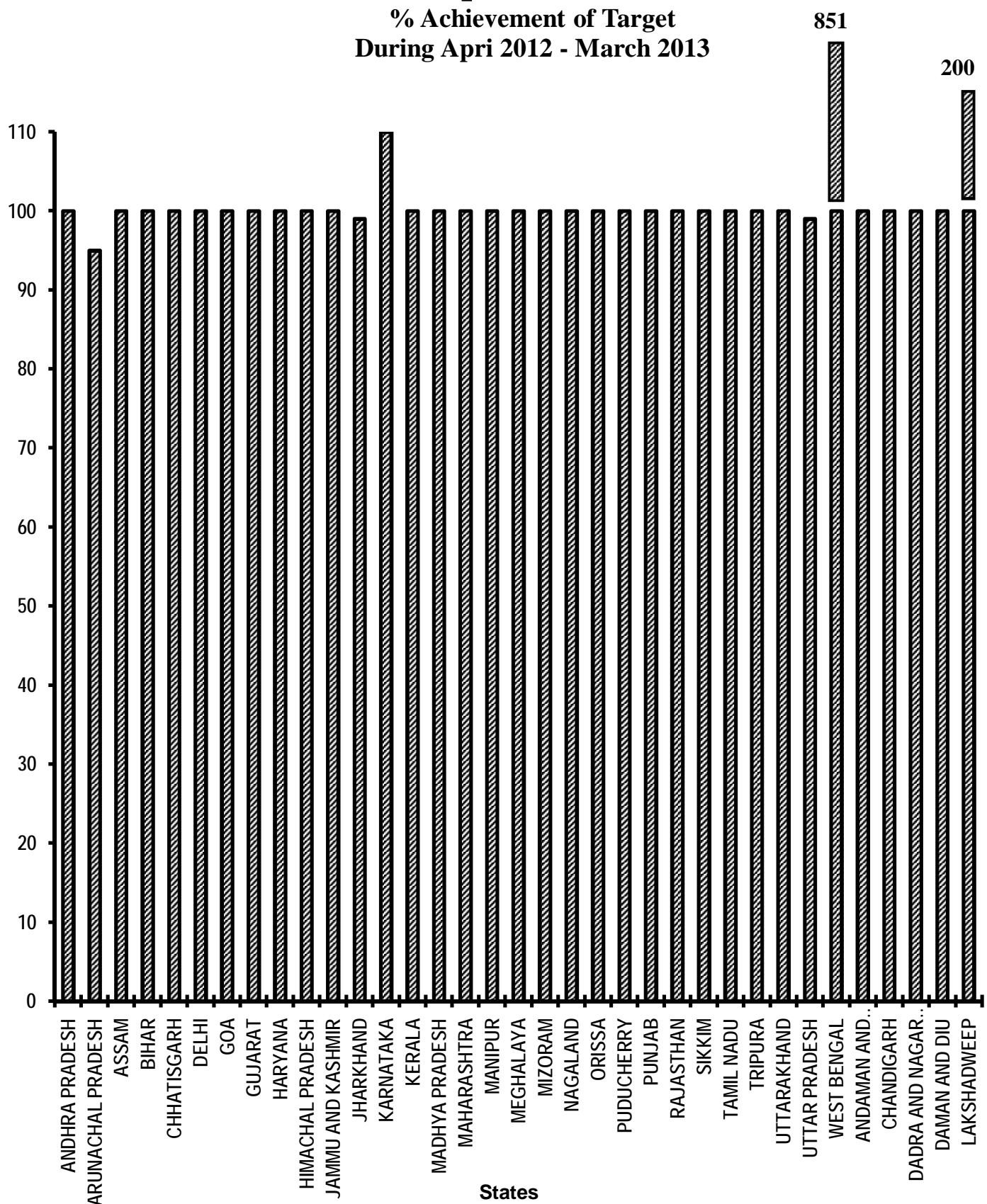


Table - 14

**Functional Anganwadis**  
**Anganwadis Functional (Cumulative)**  
**(Unit: Number)**

Sl. No.	State/UT Name	Target	Achievement	Percent
		2012-2013	April,2012-March,2013	Achievement April,2012-March,2013
(1)	(2)	(3)	(4)	(4)/(3)
1	ANDHRA PRADESH	89,567	89,710	100
2	ARUNACHAL PRADESH	6,146	6,028	98
3	ASSAM	60,631	62,153	103
4	BIHAR	87,887	91,677	104
5	CHHATISGARH	58,098	49,538	85
6	DELHI	10,921	10,874	100
7	GOA	1,262	1,262	100
8	GUJARAT	50,226	50,225	100
9	HARYANA	25,488	25,591	100
10	HIMACHAL PRADESH	18,783	18,866	100
11	JAMMU AND KASHMIR	27,706	28,590	103
12	JHARKHAND	38,252	38,365	100
13	KARNATAKA	63,377	64,513	102
14	KERALA	33,102	33,108	100
15	MADHYA PRADESH	90,999	90,686	100
16	MAHARASHTRA	1,08,784	96,426	89
17	MANIPUR	10,859	9,805	90
18	MEGHALAYA	5,115	5,152	101
19	MIZORAM	1,980	1,980	100
20	NAGALAND	3,455	3,455	100
21	ORISSA	72,063	71,134	99
22	PUDUCHERRY	788	788	100
23	PUNJAB	26,656	26,656	100
24	RAJASTHAN	60,069	59,423	99
25	SIKKIM	1,233	1,233	100
26	TAMIL NADU	54,439	54,439	100
27	TRIPURA	9,906	9,906	100
28	UTTARAKHAND	20,923	18,801	90
29	UTTAR PRADESH	1,87,267	1,86,488	100
30	WEST BENGAL	1,16,858	3,26,653	280
31	ANDAMAN AND NICOBAR ISLANDS	711	704	99
32	CHANDIGARH	468	500	107
33	DADRA AND NAGAR HAVELI	267	268	100
34	DAMAN AND DIU	105	102	97
35	LAKSHADWEEP	107	107	100
<b>Grand Total</b>		<b>13,44,498</b>	<b>15,35,206</b>	<b>114</b>

**Very Good:(90% or above of targets)**

ANDHRA PRADESH, ARUNACHAL PRADESH, ASSAM, BIHAR, DELHI, GOA, GUJARAT, HARYANA, HIMACHAL PRADESH, JAMMU AND KASHMIR, JHARKHAND, KARNATAKA, KERALA, MADHYA PRADESH, MANIPUR, MEGHALAYA, MIZORAM, NAGALAND, ORISSA, PUDUCHERRY, PUNJAB, RAJASTHAN, SIKKIM, TAMIL NADU, TRIPURA, UTTARAKHAND, UTTAR PRADESH, WEST BENGAL, ANDAMAN AND NICOBAR ISLANDS, CHANDIGARH, DADRA AND NAGAR HAVELI, DAMAN AND DIU, LAKSHADWEEP

**Good:(Between 80% to 90% targets)**

CHHATISGARH, MAHARASHTRA

# Functional Anganwadis (Cumulative)

% Achievement of Target  
During April 2012 - March 2013

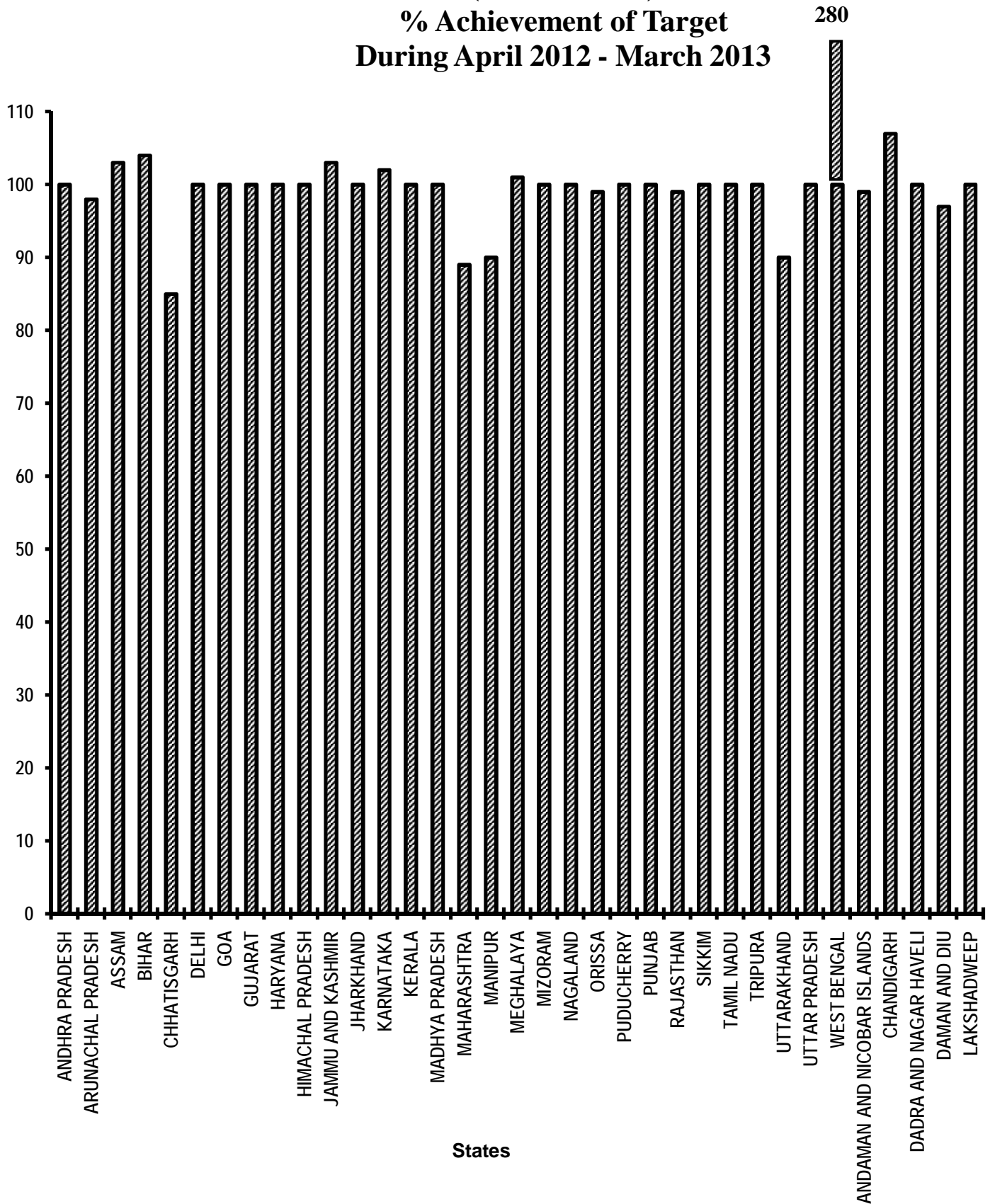


Table - 15

**No. of Urban poor families assisted under Seven Point Charter**  
**Poor Families Assisted**  
**(Unit: Number)**

Sl. No.	State/UT Name	Target 2012-2013	Achievement April,2012- March,2013	Percent
				Achievement April,2012- March,2013
(1)	(2)	(3)	(4)	(4)/(3)
1	ANDHRA PRADESH	18,750	6,61,459	3,528
2	ARUNACHAL PRADESH	338	0	0
3	ASSAM	2,850	204	7
4	BIHAR	16,500	0	0
5	CHHATISGARH	16,500	0	0
6	DELHI	18,750	486	3
7	GOA	52	0	0
8	GUJARAT	18,750	28,774	153
9	HARYANA	3,112	7,956	256
10	HIMACHAL PRADESH	563	563	100
11	JAMMU AND KASHMIR	3,750	0	0
12	JHARKHAND	7,500	2,504	33
13	KARNATAKA	3,750	3,800	101
14	KERALA	7,500	7,214	96
15	MADHYA PRADESH	18,750	11,799	63
16	MAHARASHTRA	60,000	31,886	53
17	MANIPUR	1,500	0	0
18	MEGHALAYA	375	96	26
19	MIZORAM	750	0	0
20	NAGALAND	1,125	0	0
21	ORISSA	3,375	1,101	33
22	PUDUCHERRY	825	5,700	691
23	PUNJAB	6,000	2,293	38
24	RAJASTHAN	11,250	14,310	127
25	SIKKIM	90	1,781	1,979
26	TAMIL NADU	22,500	26,365	117
27	TRIPURA	375	2,334	622
28	UTTARAKHAND	1,875	1,790	95
29	UTTAR PRADESH	22,500	5,732	25
30	WEST BENGAL	26,250	1,98,084	755
31	ANDAMAN AND NICOBAR ISLANDS	15	0	0
32	CHANDIGARH	3,750	186	5
33	DADRA AND NAGAR HAVELI	30	0	0
<b>Grand Total</b>		<b>3,00,000</b>	<b>10,16,417</b>	<b>339</b>

**Very Good:(90% or above of targets)**

ANDHRA PRADESH, GUJARAT, HARYANA, HIMACHAL PRADESH, KARNATAKA, KERALA, PUDUCHERRY, RAJASTHAN, SIKKIM, TAMIL NADU, TRIPURA, UTTARAKHAND, WEST BENGAL

**Poor:(Below 80% of targets)**

ARUNACHAL PRADESH, ASSAM, BIHAR, CHHATISGARH, DELHI, GOA, JAMMU AND KASHMIR, JHARKHAND, MADHYA PRADESH, MAHARASHTRA, MANIPUR, MEGHALAYA, MIZORAM, NAGALAND, ORISSA, PUNJAB, UTTAR PRADESH, ANDAMAN AND NICOBAR ISLANDS, CHANDIGARH, DADRA AND NAGAR HAVELI



# No. of Urban poor families assisted under Seven Point Charter

## Poor Families Assisted

## % Achievement of Target

During April 2012 - March 2013

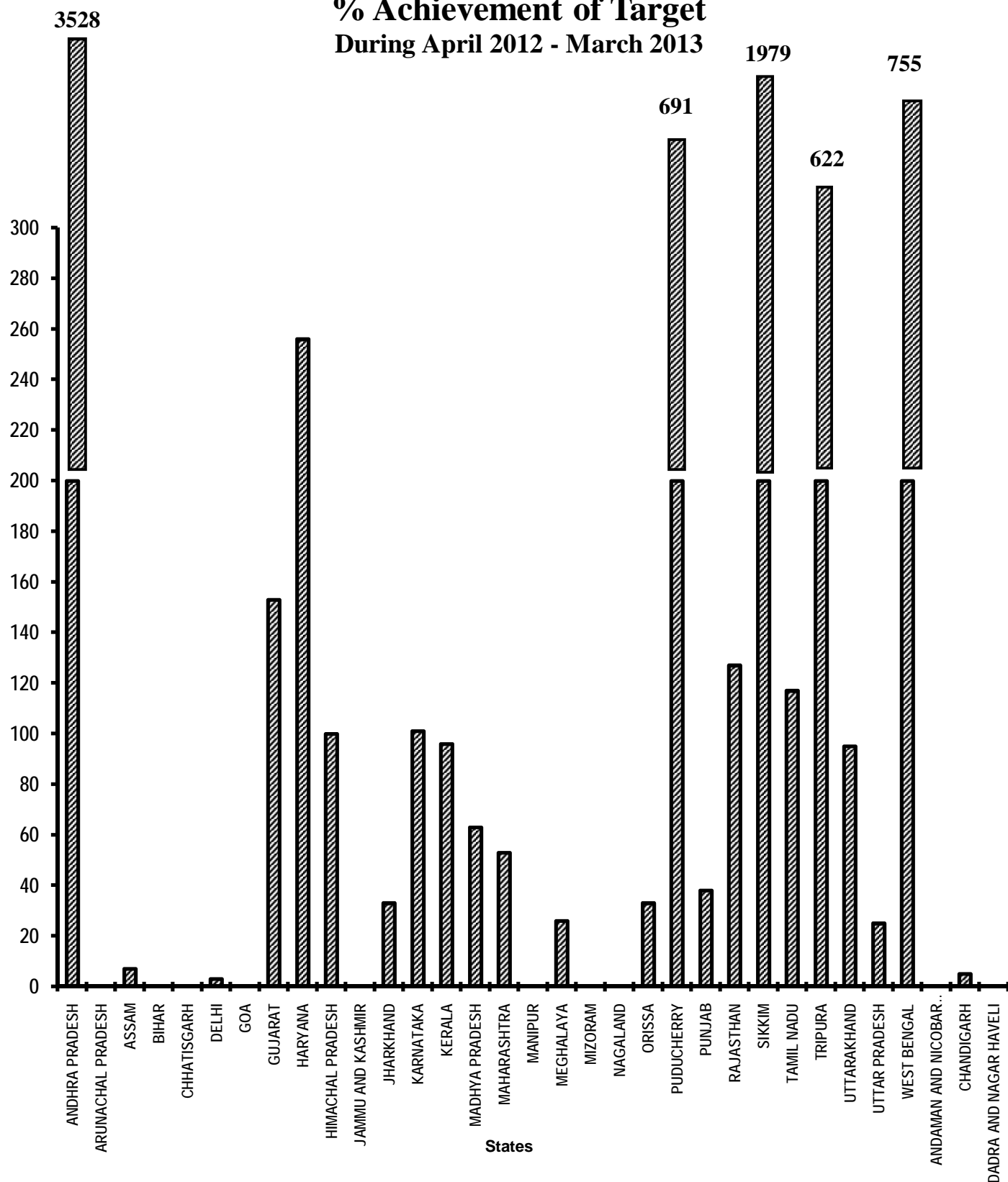


Table - 16(A)

**Afforestation ( Public and Forest Lands)**  
**Area Covered under Plantation**  
**(Unit: Hectares)**

Sl. No.	State/UT Name	Target 2012-2013	Achievement April,2012- March,2013	Percent Achievement
				April,2012- March,2013
(1)	(2)	(3)	(4)	(4)/(3)
1	ANDHRA PRADESH	3,85,400	4,07,252	106
2	ARUNACHAL PRADESH	10,800	378	4
3	ASSAM	5,650	8,642	153
4	BIHAR	22,700	30,330	134
5	CHHATISGARH	50,400	83,789	166
6	DELHI	1,150	1,409	123
7	GOA	450	471	105
8	GUJARAT	1,40,500	1,68,470	120
9	HARYANA	57,000	68,026	119
10	HIMACHAL PRADESH	28,900	28,902	100
11	JAMMU AND KASHMIR	7,250	13,988	193
12	JHARKHAND	46,200	10,746	23
13	KARNATAKA	67,000	80,385	120
14	KERALA	3,950	10,154	257
15	MADHYA PRADESH	1,10,700	1,19,580	108
16	MAHARASHTRA	1,22,900	1,88,968	154
17	MANIPUR	18,000	14,595	81
18	MEGHALAYA	6,850	4,852	71
19	MIZORAM	6,250	4,071	65
20	NAGALAND	10,600	# 5681	54
21	ORISSA	1,73,300	1,07,287	62
22	PUDUCHERRY	35	96	274
23	PUNJAB	6,950	9,569	138
24	RAJASTHAN	51,000	57,103	112
25	SIKKIM	7,450	9,019	121
26	TAMIL NADU	50,700	74,844	148
27	TRIPURA	27,200	20,451	75
28	UTTARAKHAND	23,000	22,024	96
29	UTTAR PRADESH	81,700	67,057	82
30	WEST BENGAL	16,000	9,362	59
31	ANDAMAN AND NICOBAR ISLANDS	1,100	1,116	101
32	CHANDIGARH	300	219	73
33	DADRA AND NAGAR HAVELI	250	200	80
34	DAMAN AND DIU	15	8	53
35	LAKSHADWEEP	20	22	110
<b>Grand Total</b>		<b>15,41,670</b>	<b>16,29,066</b>	<b>106</b>

**Very Good:(90% or above of targets)**

ANDHRA PRADESH, ASSAM, BIHAR, CHHATISGARH, DELHI, GOA, GUJARAT, HARYANA, HIMACHAL PRADESH, JAMMU AND KASHMIR, KARNATAKA, KERALA, MADHYA PRADESH, MAHARASHTRA, PUDUCHERRY, PUNJAB, RAJASTHAN, SIKKIM, TAMIL NADU, UTTARAKHAND, ANDAMAN AND NICOBAR ISLANDS, LAKSHADWEEP

**Good:(Between 80% to 90% targets)**

MANIPUR, UTTAR PRADESH, DADRA AND NAGAR HAVELI

**Poor:(Below 80% of targets)**

ARUNACHAL PRADESH, JHARKHAND, MEGHALAYA, MIZORAM, NAGALAND, ORISSA, TRIPURA, WEST BENGAL, CHANDIGARH, DAMAN AND DIU

Note: # Previous month figure has been repeated due to wide variation

# Afforestation (Public and Forest Lands)

## Area Covered under Plantation

% Achievement of Target

During April 2012 - March 2013

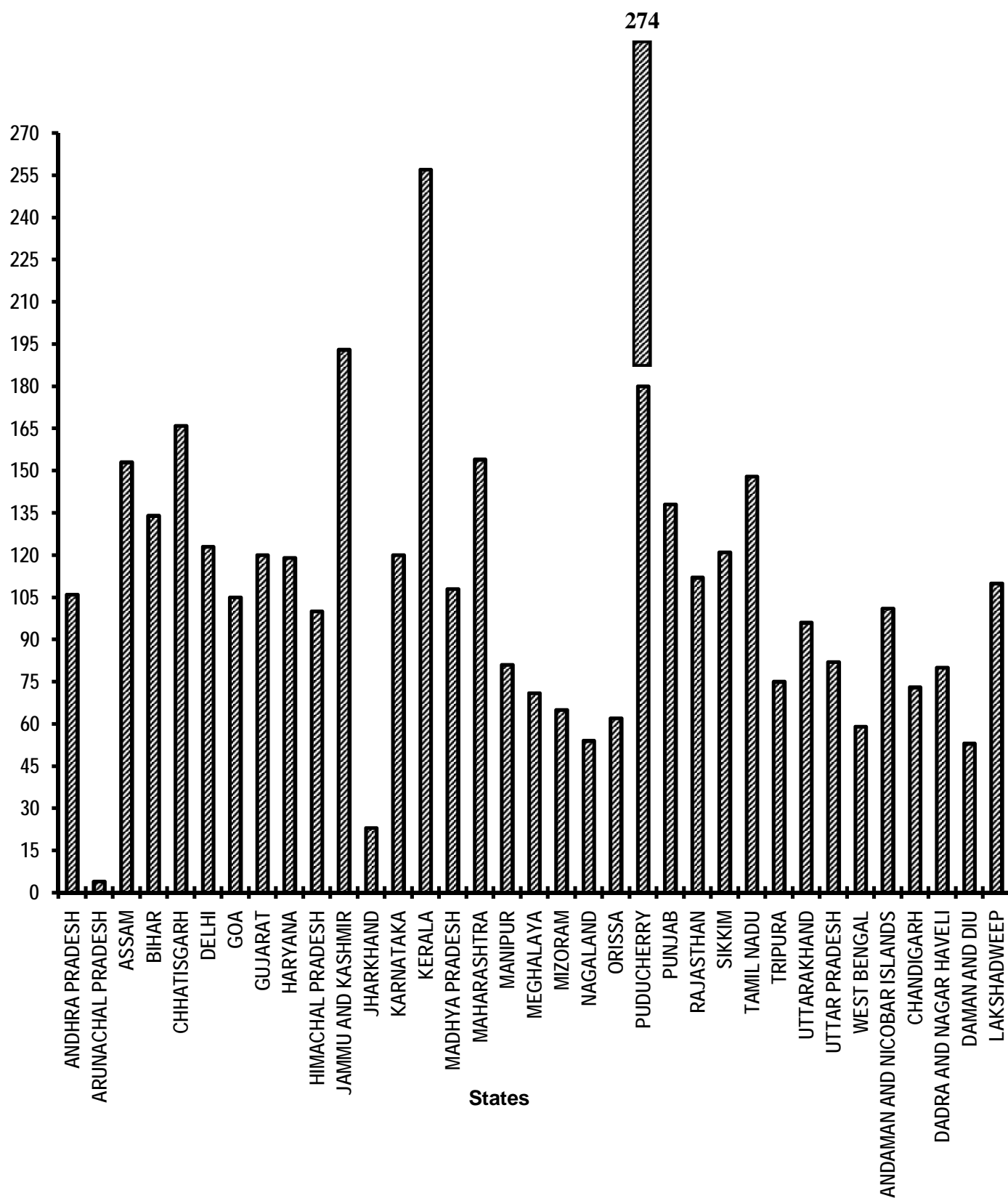


Table - 16(B)

**Afforestation ( Public and Forest Lands)**  
**Seedlings planted**  
**(Unit: Number)**

		Target	Achievement	Percent
		2012-2013	April,2012- March,2013	Achievement April,2012- March,2013
Sl. No.	State/UT Name	(3)	(4)	(4)/(3)
1	ANDHRA PRADESH	25,05,10,000	34,50,09,000	138
2	ARUNACHAL PRADESH	70,20,000	1,98,017	3
3	ASSAM	36,73,000	28,93,000	79
4	BIHAR	1,47,55,000	1,97,14,200	134
5	CHHATISGARH	3,27,60,000	6,43,54,000	196
6	DELHI	7,48,000	9,15,717	122
7	GOA	2,93,000	7,07,000	241
8	GUJARAT	9,13,25,000	20,11,53,000	220
9	HARYANA	3,70,50,000	5,01,00,000	135
10	HIMACHAL PRADESH	1,87,85,000	1,87,87,000	100
11	JAMMU AND KASHMIR	47,13,000	56,44,000	120
12	JHARKHAND	3,00,30,000	1,84,36,988	61
13	KARNATAKA	4,35,50,000	6,91,18,000	159
14	KERALA	25,68,000	1,62,63,544	633
15	MADHYA PRADESH	7,19,55,000	7,77,27,000	108
16	MAHARASHTRA	7,98,85,000	15,75,16,000	197
17	MANIPUR	1,17,00,000	1,45,76,012	125
18	MEGHALAYA	44,53,000	39,48,255	89
19	MIZORAM	40,63,000	15,12,950	37
20	NAGALAND	68,90,000	# 64,17,000	93
21	ORISSA	11,26,45,000	5,33,58,000	47
22	PUDUCHERRY	23,000	2,03,915	887
23	PUNJAB	45,18,000	99,24,000	220
24	RAJASTHAN	2,40,00,000	2,75,85,000	115
25	SIKKIM	48,43,000	60,27,395	124
26	TAMIL NADU	3,29,55,000	2,96,89,904	90
27	TRIPURA	1,76,80,000	1,29,88,000	73
28	UTTARAKHAND	1,49,50,000	1,87,96,000	126
29	UTTAR PRADESH	5,31,05,000	5,24,75,890	99
30	WEST BENGAL	1,04,00,000	1,62,66,274	156
31	ANDAMAN AND NICOBAR ISLANDS	7,00,000	7,06,396	101
32	CHANDIGARH	1,95,000	87,410	45
33	DADRA AND NAGAR HAVELI	1,63,000	3,28,000	201
34	DAMAN AND DIU	10,000	25,394	254
35	LAKSHADWEEP	13,000	24,269	187
<b>Grand Total</b>		<b>99,29,26,000</b>	<b>1,30,34,76,530</b>	<b>131</b>

**Very Good:(90% or above of targets)**

ANDHRA PRADESH, BIHAR, CHHATISGARH, DELHI, GOA, GUJARAT, HARYANA, HIMACHAL PRADESH, JAMMU AND KASHMIR, KARNATAKA, KERALA, MADHYA PRADESH, MAHARASHTRA, MANIPUR, NAGALAND, PUDUCHERRY, PUNJAB, RAJASTHAN, SIKKIM, TAMIL NADU, UTTARAKHAND, UTTAR PRADESH, WEST BENGAL, ANDAMAN AND NICOBAR ISLANDS, DADRA AND NAGAR HAVELI, DAMAN AND DIU, LAKSHADWEEP

**Good:(Between 80% to 90% targets)**

MEGHALAYA

**Poor:(Below 80% of targets)**

ARUNACHAL PRADESH, ASSAM, JHARKHAND, MIZORAM, ORISSA, TRIPURA, CHANDIGARH

Note: # Previous month figure has been repeated due to wide variation

# Afforestation (Public and Forest Lands)

## Seedlings planted

% Achievement of Target  
During April 2012 - March 2013

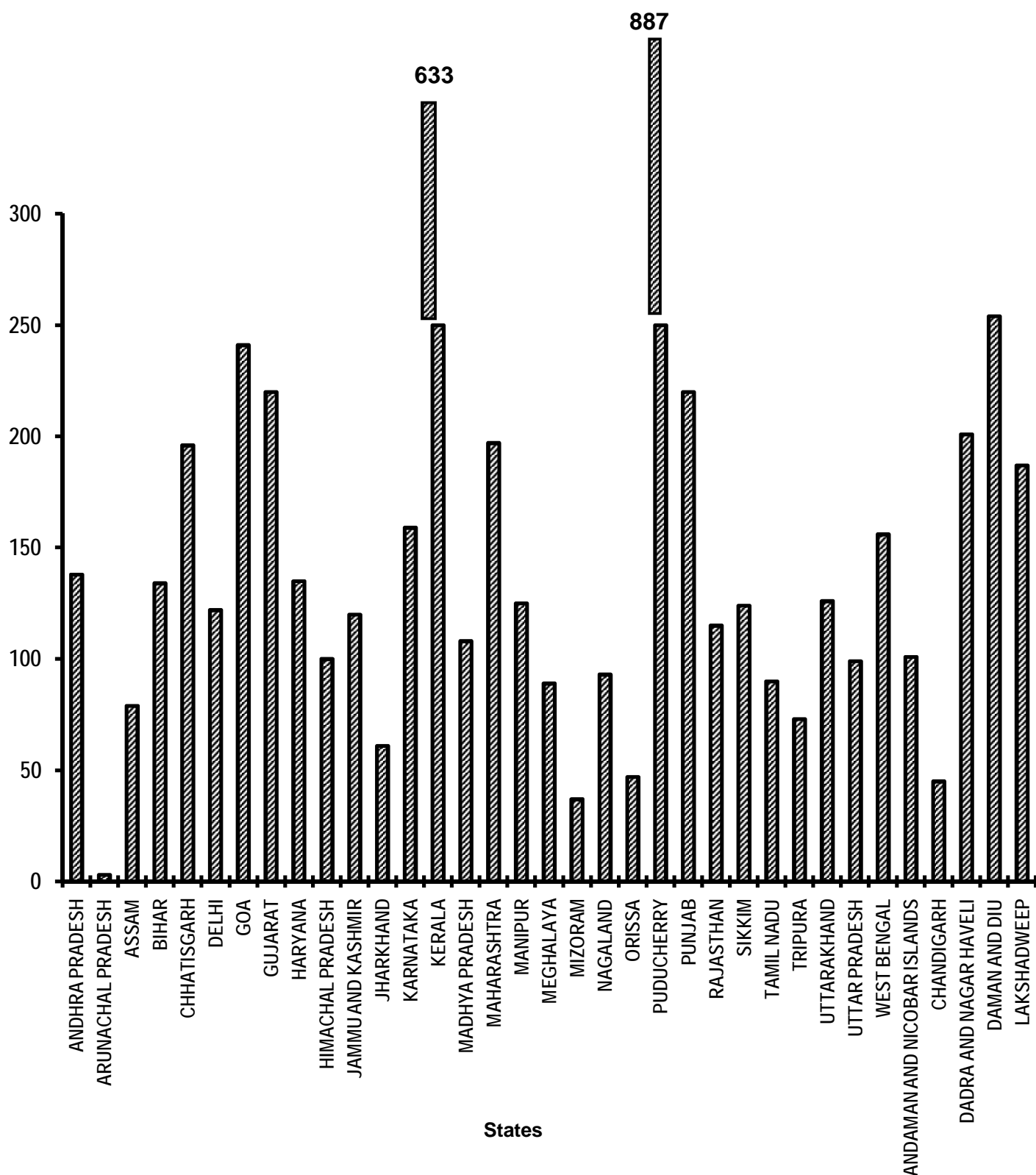


Table - 17

**Rural Roads - PMGSY**  
**Length of Road Constructed**  
**(Unit: Kilometer)**

Sl. No.	State/UT Name	Target	Achievement	Percent
		2012-2013	April, 2012- March, 2013	Achievement April, 2012- March, 2013
(1)	(2)	(3)	(4)	(4)/(3)
1	ANDHRA PRADESH	400	361	90
2	ARUNACHAL PRADESH	325	394	121
3	ASSAM	1,175	1,456	124
4	BIHAR	6,420	6,003	94
5	CHHATISGARH	2,370	1,024	43
6	GUJARAT	140	433	309
7	HARYANA	30	78	260
8	HIMACHAL PRADESH	980	876	89
9	JAMMU AND KASHMIR	1,335	1,287	96
10	JHARKHAND	2,010	* 1237	62
11	KARNATAKA	205	359	175
12	KERALA	390	109	28
13	MADHYA PRADESH	2,760	2,754	100
14	MAHARASHTRA	680	650	96
15	MANIPUR	60	126	210
16	MEGHALAYA	60	48	80
17	MIZORAM	120	97	81
18	NAGALAND	310	* 93	30
19	ORISSA	4,170	2,401	58
20	PUNJAB	165	326	198
21	RAJASTHAN	1,975	2,140	108
22	SIKKIM	270	48	18
23	TAMIL NADU	80	42	52
24	TRIPURA	340	214	63
25	UTTARAKHAND	560	474	85
26	UTTAR PRADESH	1,230	285	23
27	WEST BENGAL	1,440	* 1172	81
<b>Grand Total</b>		<b>30,000</b>	<b>24,487</b>	<b>82</b>

**Very Good:(90% or above of targets)**

ANDHRA PRADESH, ARUNACHAL PRADESH, ASSAM, BIHAR, GUJARAT, HARYANA, JAMMU AND KASHMIR, KARNATAKA, MADHYA PRADESH, MAHARASHTRA, MANIPUR, PUNJAB, RAJASTHAN

**Good:(Between 80% to 90% targets)**

HIMACHAL PRADESH, MEGHALAYA, MIZORAM, UTTARAKHAND, WEST BENGAL

**Poor:(Below 80% of targets)**

CHHATISGARH, JHARKHAND, KERALA, NAGALAND, ORISSA, SIKKIM, TAMIL NADU, TRIPURA, UTTAR PRADESH

Note: \* The figures have been reconciled with that of M/o Rural Development.

# Rural Roads - PMGSY

## Length of Road Constructed

% Achievement of Target  
During April 2012 - March 2013

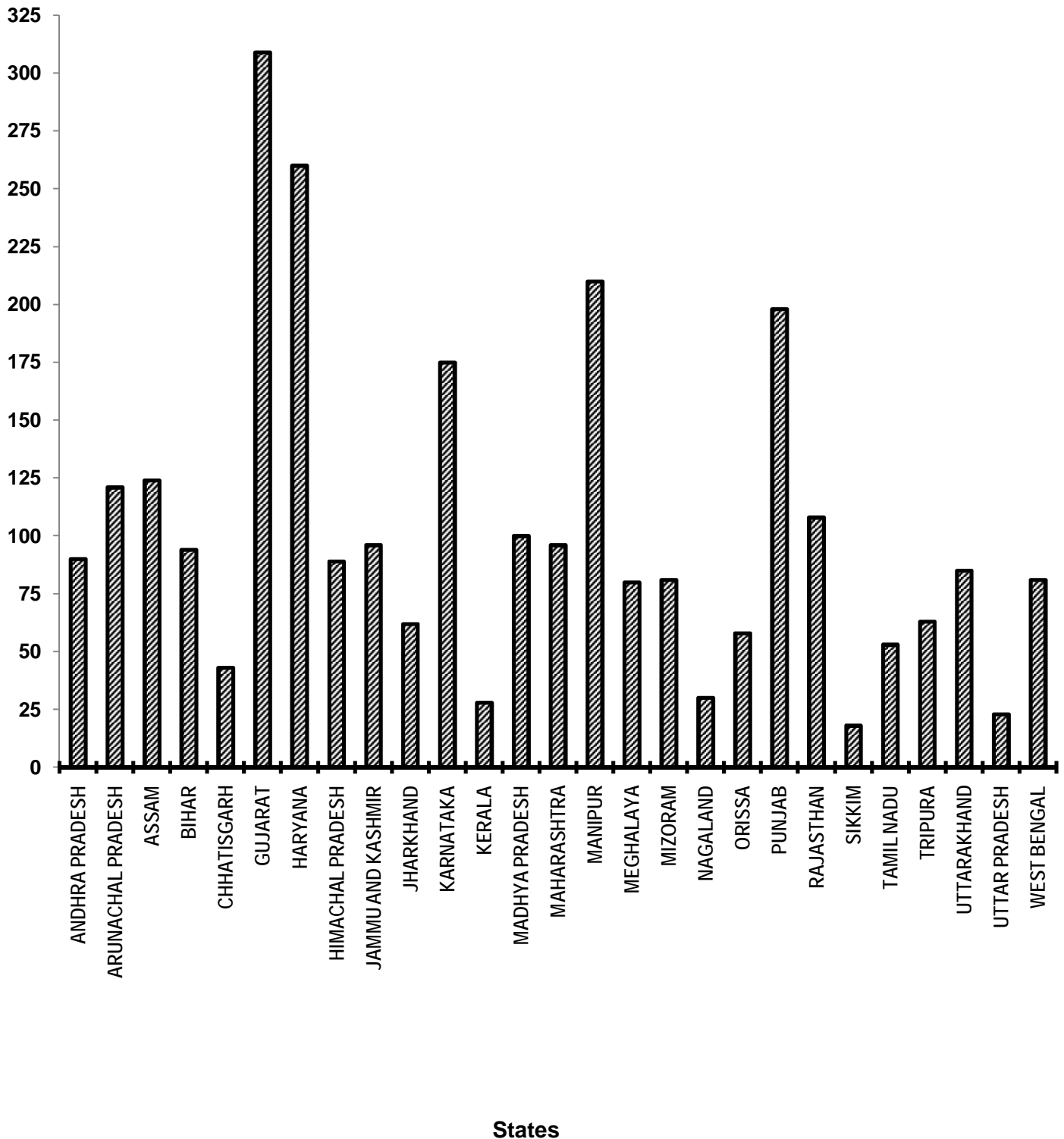


Table - 18

**Rajiv Gandhi Grameen Vidyutikaran Yojana**  
**Villages electrified**  
**(Unit: Number)**

		Target @	Achievement	Percent
		2012-2013	April,2012- March,2013	April,2012- March,2013
Sl. No.	State/UT Name	(3)	(4)	(4)/(3)
1	ARUNACHAL PRADESH	1,450	* 387	27
2	ASSAM	2,062	190	9
3	BIHAR	2,230	1,682	75
4	CHHATISGARH	901	410	46
5	HIMACHAL PRADESH	15	14	93
6	JAMMU AND KASHMIR	136	43	32
7	JHARKHAND	2,141	3,198	149
8	MADHYA PRADESH	492	1,683	342
9	MANIPUR	591	47	8
10	MEGHALAYA	1,616	476	29
11	MIZORAM	81	5	6
12	NAGALAND	38	8	21
13	ORISSA	2,174	392	18
14	RAJASTHAN	227	274	121
15	SIKKIM	5	0	0
16	TRIPURA	82	16	20
<b>Grand Total</b>		<b>14,241</b>	<b>8,825</b>	<b>62</b>

**Very Good:(90% or above of targets)**

**HIMACHAL PRADESH, JHARKHAND, MADHYA PRADESH, RAJASTHAN**

**Poor:(Below 80% of targets)**

**ARUNACHAL PRADESH, ASSAM, BIHAR, CHHATISGARH, JAMMU AND KASHMIR, MANIPUR, MEGHALAYA, MIZORAM, NAGALAND, ORISSA, SIKKIM, TRIPURA**

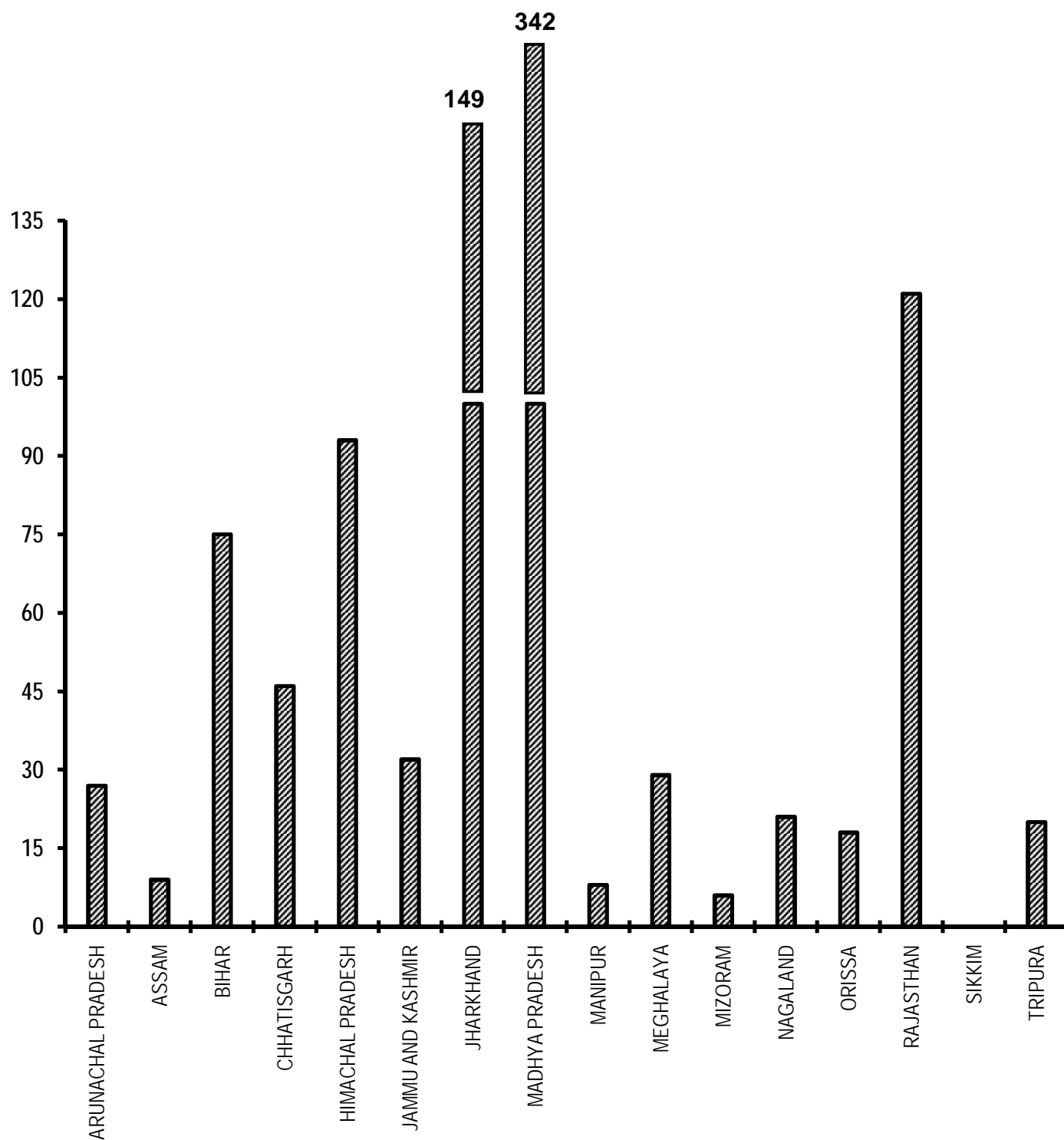
Note: \* Figures have been reconciled with that of M/o Power.

@ M/o Power has not supplied targets of 2012-13 for any State except the State of Himachal Pradesh, therefore, last year targets have been repeated provisionally.



# Rajiv Gandhi Grameen Vidyutikaran Yojana-RGGVY Villages electrified

% Achievement of Target  
During April 2012 - March 2013



States

Table - 19

**Energising pump sets  
Pumps sets energized  
(Unit: Number)**

Sl. No.		State/UT Name	Target 2012-2013	Achievement April,2012- March,2013	Percent Achievement April,2012- March,2013
(1)	(2)		(3)	(4)	(4)/(3)
1		ANDHRA PRADESH	50,000	1,41,957	284
2		BIHAR	2,764	2,191	79
3		CHHATISGARH	20,000	24,035	120
4		GOA	100	265	265
5		GUJARAT	25,000	74,558	298
6		HARYANA	19,000	20,031	105
7		HIMACHAL PRADESH #	1,175	2,197	187
8		JHARKHAND	22,000	2,145	10
9		KARNATAKA #	38,602	69,283	179
10		KERALA #	12,000	11,211	93
11		MADHYA PRADESH	17,237	69,088	401
12		ORISSA	1,190	3,078	259
13		PUDUCHERRY	25	24	96
14		PUNJAB	60,000	21,979	37
15		RAJASTHAN #	30,000	45,089	150
16		TAMIL NADU #	15,000	18,065	120
17		UTTARAKHAND	350	1,314	375
18		UTTAR PRADESH	22,058	12,649	57
19		WEST BENGAL	422	9,889	2,343
20		DAMAN AND DIU	25	10	40
<b>Grand Total</b>			<b>3,36,948</b>	<b>5,29,058</b>	<b>157</b>

**Very Good:(90% or above of targets)**

ANDHRA PRADESH, CHHATISGARH, GOA, GUJARAT, HARYANA, HIMACHAL PRADESH, KARNATAKA, KERALA, MADHYA PRADESH, ORISSA, PUDUCHERRY, RAJASTHAN, TAMIL NADU, UTTARAKHAND, WEST BENGAL

**Poor:(Below 80% of targets)**

BIHAR, JHARKHAND, PUNJAB, UTTAR PRADESH, DAMAN AND DIU

Note: # Only 05 States have furnished the targets for the year 2012-13 and for rest of the States the targets have been repeated provisionally.

# Energising Pump sets

## Pumps sets energized

% Achievement of Target  
During April 2012 - March 2013

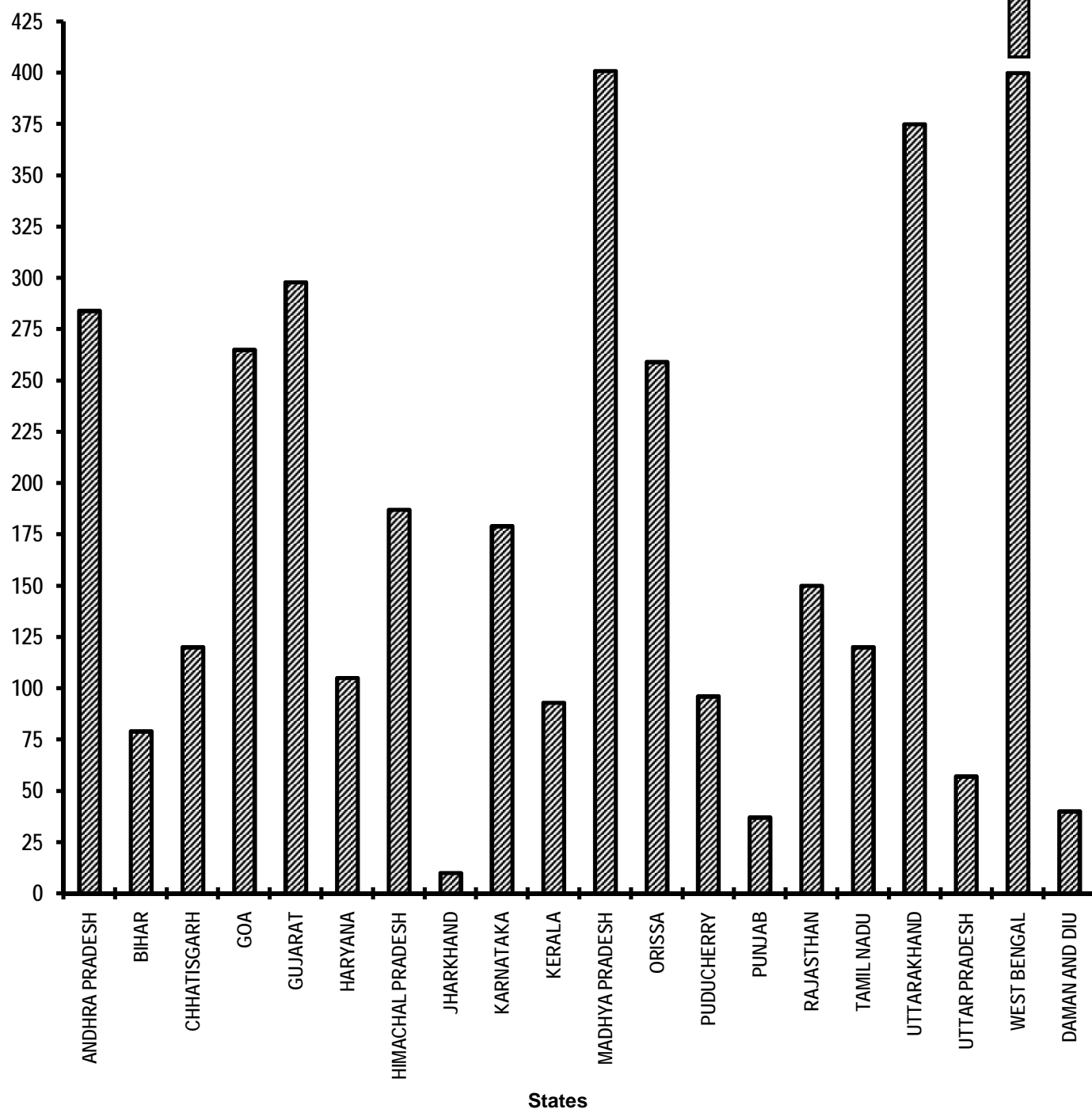


Table - 20

## Supply of Electricity

Sl. No.	State/UT Name	Electricity demanded (Million Units) April,2012- March,2013	Electricity supplied (Million Units) April,2012- March,2013	Shortage observed (Million Units) April,2012- March,2013	Percentage of Electricity Supplied
(1)	(2)	(3)	(4)	(5)	(6)
1	ANDHRA PRADESH	99,692	82,171	17,521	82
2	ARUNACHAL PRADESH	589	554	35	94
3	ASSAM	6,495	6,048	447	93
4	BIHAR	15,409	12,835	2,574	83
5	CHHATISGARH	17,302	17,003	299	98
6	DELHI	26,088	25,950	138	99
7	GOA	3,181	3,107	74	98
8	GUJARAT	93,662	93,513	149	100
9	HARYANA	41,407	38,209	3,198	92
10	HIMACHAL PRADESH	8,992	8,744	248	97
11	JAMMU AND KASHMIR	15,410	11,558	3,852	75
12	JHARKHAND	7,042	6,765	277	96
13	KARNATAKA	66,274	57,044	9,230	86
14	KERALA	21,243	20,391	852	96
15	MADHYA PRADESH	51,783	46,829	4,954	90
16	MAHARASHTRA	1,23,984	1,19,972	4,012	97
17	MANIPUR	574	543	31	95
18	MEGHALAYA	1,828	1,607	221	88
19	MIZORAM	406	378	28	93
20	NAGALAND	567	535	32	94
21	ORISSA	25,155	24,320	835	97
22	PUDUCHERRY	2,331	2,291	40	98
23	PUNJAB	48,724	46,119	2,605	95
24	RAJASTHAN	55,538	53,686	1,852	97
25	SIKKIM	409	409	0	100
26	TAMIL NADU	92,302	76,161	16,141	83
27	TRIPURA	1,108	1,054	54	95
28	UTTARAKHAND	11,331	10,709	622	95
29	UTTAR PRADESH	91,647	76,446	15,201	83
30	WEST BENGAL	42,143	41,842	301	99
31	ANDAMAN AND NICOBAR ISLANDS	241	186	55	77
32	CHANDIGARH	1,637	1,637	0	100
33	DADRA AND NAGAR HAVELI	4,572	4,399	173	96
34	DAMAN AND DIU	1,991	1,860	131	93
35	LAKSHADWEEP	36	36	0	100
Grand Total		9,81,093	8,94,911	86,182	91

Very Good:(90% or above of targets)

ARUNACHAL PRADESH, ASSAM, CHHATISGARH, DELHI, GOA, GUJARAT, HARYANA, HIMACHAL PRADESH, JHARKHAND, KERALA, MADHYA PRADESH, MAHARASHTRA, MANIPUR, MIZORAM, NAGALAND, ORISSA, PUDUCHERRY, PUNJAB, RAJASTHAN, SIKKIM, TRIPURA, UTTARAKHAND, WEST BENGAL, CHANDIGARH, DADRA AND NAGAR HAVELI, DAMAN AND DIU, LAKSHADWEEP

Good:(Between 80% to 90% targets)

ANDHRA PRADESH, BIHAR, KARNATAKA, MEGHALAYA, TAMIL NADU, UTTAR PRADESH

Poor:(Below 80% of targets)

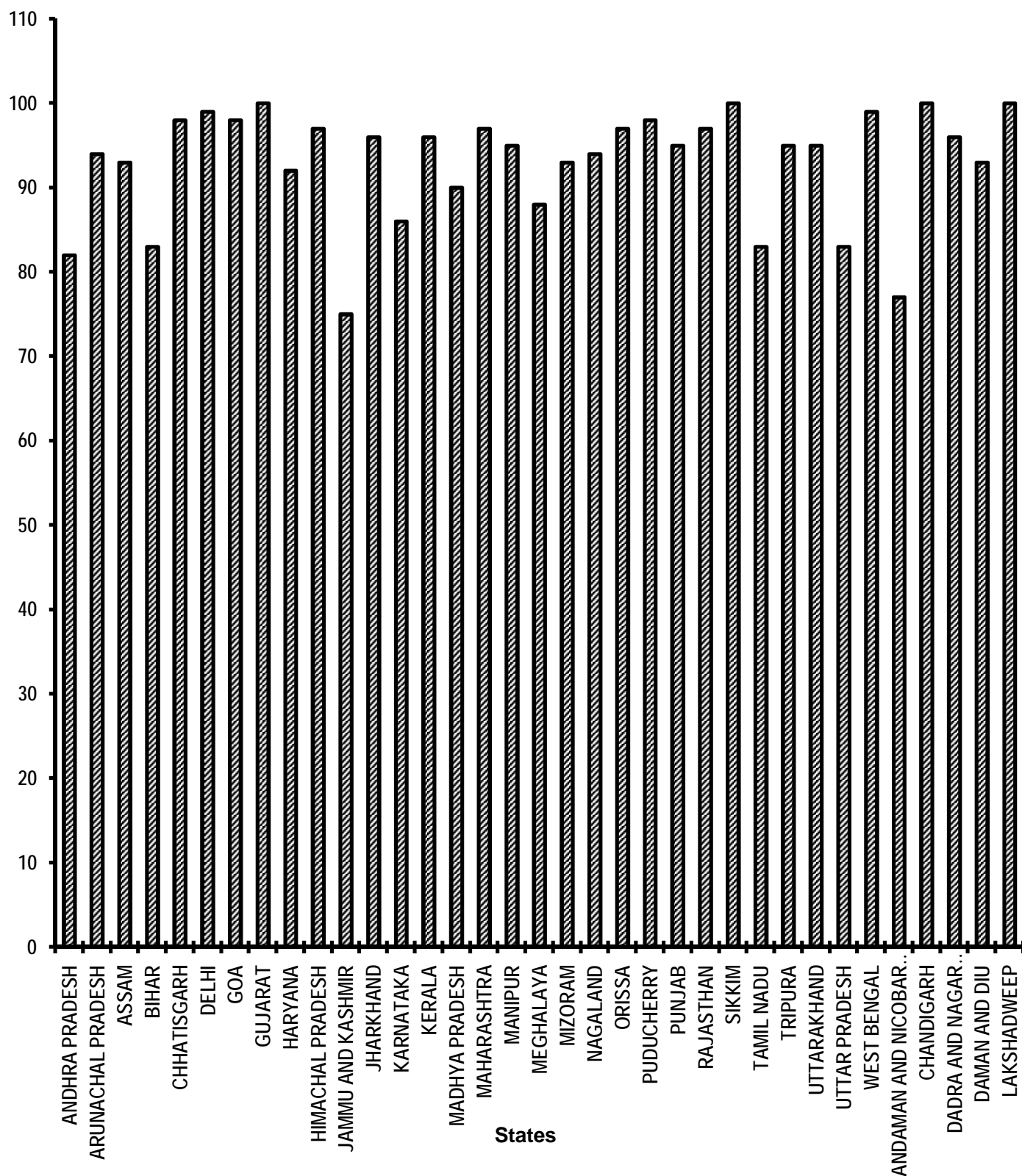
JAMMU AND KASHMIR, ANDAMAN AND NICOBAR ISLANDS

# Supply of Electricity

## Electricity supplied

### % Achievement of Target

#### During April 2012 - March 2013



## **PART - III**

### **TWENTY POINT PROGRAMME - 2006**

#### **STATE/UT-WISE PERFORMANCE**

**ANDHRA PRADESH**

Sl. No.	Sub.Sl. No.	Item Code	Item/Parameter Name {Units}	Target April,2012-March,2013	Achievement April,2012-March,2013	Percent Achievement
(1)	(2)	(3)	(4)	(5)	(6)	(6)/(5)
<b><u>Employment generation under the NREG Scheme</u></b>						
1	(i)	<b>01A01</b>	No. of job cards issued {Number}	**	7,75,564	
2	(ii)	<b>01A02</b>	Employment generated {Number}	**	33,77,00,000	
3	(iii)	<b>01A03</b>	Wages given {Rupees}	**	35,87,36,00,000	
<b><u>Swaranjayanti Gram Swarozgar Yojana</u></b>						
4	(i)	<b>01B01</b>	Individual Swarozgaries Assisted {Number}	5,283	34,570	654
5	(ii)	<b>01B02</b>	Individual SC Swarozgaries Assisted {Number}	**	22,286	
6	(iii)	<b>01B03</b>	Individual ST Swarozgaries Assisted {Number}	**	5,623	
7	(iv)	<b>01B04</b>	Individual Women Swarozgaries Assisted {Number}	**	6,314	
8	(v)	<b>01B05</b>	Individual Disabled Swarozgaries Assisted {Number}	**	347	
<b><u>Self Help Groups (SHG)</u></b>						
9	(i)	<b>01E01</b>	Formed under SGSY {Number}	**	26,917	
10	(ii)	<b>01E02</b>	To whom income generating activities provided {Number}	9,637	35,803	372
<b><u>Distribution of waste land to the landless</u></b>						
11	(i)	<b>03E01</b>	Total Land Distributed {Hectare}	**	3,13,831	
12	(ii)	<b>03E02</b>	Land Distributed to SC {Hectare}	**	71,992	
13	(iii)	<b>03E03</b>	Land Distributed to ST {Hectare}	**	97,824	
14	(iv)	<b>03E04</b>	Land Distributed to Others {Hectare}	**	1,44,014	
<b><u>Minimum Wages Enforcement (including Farm Labour)</u></b>						
15	(i)	<b>04B01</b>	Agriculture and Farm Workers: Inspections made {Number}	**	0	
16	(ii)	<b>04B02</b>	Agriculture and Farm Workers: Irregularities detected {Number}	**	0	
17	(iii)	<b>04B03</b>	Agriculture and Farm Workers: Irregularities rectified {Number}	**	0	
18	(iv)	<b>04B04</b>	Agriculture and Farm Workers: Claims filed {Number}	**	0	
19	(v)	<b>04B05</b>	Agriculture and Farm Workers: Claims settled {Number}	**	0	
20	(vi)	<b>04B06</b>	Agriculture and Farm Workers: Prosecution cases Pending {Number}	**	0	
21	(vii)	<b>04B07</b>	Agriculture and Farm Workers: Prosecution cases filed {Number}	**	0	
22	(viii)	<b>04B08</b>	Agriculture and Farm Workers: Prosecution cases decided {Number}	**	0	
23	(ix)	<b>04B10</b>	Agriculture and Farm Workers: Others {Number}	**	0	
<b><u>Food security-Targeted Public Distribution system (APL+BPL+AA Y)</u></b>						
24	(i)	<b>05A02</b>	Off take {Tonnes}	38,22,816	31,30,234	82
<b><u>Food security-Targeted Public Distribution system (only AA Y)</u></b>						
25	(i)	<b>05B02</b>	Off take {Tonnes}	6,54,288	6,43,499	98
<b><u>Food Security - Targeted Public Distribution System (Only BPL)</u></b>						
26	(i)	<b>05D02</b>	Off take {Tonnes}	10,52,088	10,54,280	100
<b><u>Rural Housing - Indira Awaas Yojana</u></b>						
27	(i)	<b>06A01</b>	Houses constructed {Number}	2,70,399	2,43,990	90

**ANDHRA PRADESH**

Sl. No.	Sub.Sl. No.	Item Code	Item/Parameter Name {Units}	Target April,2012-March,2013	Achievement April,2012-March,2013	Percent Achievement
(1)	(2)	(3)	(4)	(5)	(6)	(6)/(5)
			<b><u>EWS/LIG Houses in Urban Areas</u></b>			
28	(i)	<b>06B01</b>	Houses constructed {Number}	12,500	29,589	237
			<b><u>Rural Areas: National Rural Drinking Water Programme (NRDWP)</u></b>			
29	(i)	<b>07A03</b>	Habitations covered (Partially covered & Slipped back) {Number}	3,319	5,520	166
30	(ii)	<b>07A04</b>	Coverage of water quality affected habitations {Number}	160	179	112
			<b><u>Sanitation Programme in Rural Areas</u></b>			
31	(i)	<b>08D01</b>	Individual Household latrines constructed {Number}	**	3,84,279	
			<b><u>Institutional Delivery</u></b>			
32	(i)	<b>08E01</b>	Delivery in institutions {Number}	**	13,83,971	
			<b><u>SC Families Assisted</u></b>			
33	(i)	<b>10A01</b>	SC Families Assisted {Number}	7,97,642	8,56,546	107
			<b><u>Universalization of ICDS Scheme</u></b>			
34	(i)	<b>12A01</b>	ICDS Blocks Operational (Cumulative) {Number}	388	387	100
			<b><u>Functional Anganwadis</u></b>			
35	(i)	<b>12B01</b>	Anganwadis Functional (Cumulative) {Number}	89,567	89,710	100
			<b><u>No. of Urban poor families assisted under Seven Point Charter</u></b>			
36	(i)	<b>14A01</b>	Poor Families Assisted {Number}	18,750	6,61,459	3,528
			<b><u>Afforestation ( Public and Forest Lands)</u></b>			
37	(i)	<b>15A01</b>	Area Covered under Plantation {Hectares}	3,85,400	4,07,252	106
38	(ii)	<b>15A02</b>	Seedlings planted {Number}	25,05,10,000	34,50,09,000	138
			<b><u>Rural Roads - PMGSY</u></b>			
39	(i)	<b>17A01</b>	Length of Road Constructed {Kilometer}	400	361	90
			<b><u>Energising pump sets</u></b>			
40	(i)	<b>18D01</b>	Pumps sets energized {Number}	50,000	1,41,957	284
			<b><u>Supply of Electricity</u></b>			
41	(i)	<b>18E02</b>	Electricity supplied {Million Units}	99,692	82,171	82

**Note:**

\* - Target Not Received.

\*\* - Non-Targetable.

**1 Very Good(90% or above of targets)**

01B01, 01E02, 05B02, 05D02, 06A01, 06B01, 07A03, 07A04, 10A01, 12A01, 12B01, 14A01, 15A01, 15A02, 17A01, 18D01

**2 Good(Between 80% to 90% targets)**

05A02, 18E02



**ARUNACHAL PRADESH**

Sl. No.	Sub.Sl. No.	Item Code	Item/Parameter Name {Units}	Target	Achievement	Percent Achievement
				April 2012-March 2013	April 2012-March 2013	
(1)	(2)	(3)	(4)	(5)	(6)	(6)/(5)
<b>1</b>			<b><u>Employment generation under the NREG Scheme</u></b>			
	(i)	<b>01A01</b>	No. of job cards issued {Number}	**	1,17,786	
	(ii)	<b>01A02</b>	Employment generated {Number}	**	1,15,067	
	(iii)	<b>01A03</b>	Wages given {Rupees}	**	0	
<b>2</b>			<b><u>Swaranjayanti Gram Swarojgar Yojana</u></b>			
	(i)	<b>01B01</b>	Individual Swarozgaries Assisted {Number}	236	0	0
	(ii)	<b>01B02</b>	Individual SC Swarozgaries Assisted {Number}	**	0	
	(iii)	<b>01B03</b>	Individual ST Swarozgaries Assisted {Number}	**	0	
	(iv)	<b>01B04</b>	Individual Women Swarozgaries Assisted {Number}	**	0	
	(v)	<b>01B05</b>	Individual Disabled Swarozgaries Assisted {Number}	**	0	
<b>3</b>			<b><u>Self Help Groups (SHG)</u></b>			
	(i)	<b>01E01</b>	Formed under SGSY {Number}	**	0	
	(ii)	<b>01E02</b>	To whom income generating activities provided {Number}	430	0	0
<b>4</b>			<b><u>Distribution of waste land to the landless</u></b>			
	(i)	<b>03E01</b>	Total Land Distributed {Hectare}	**	0	
	(ii)	<b>03E02</b>	Land Distributed to SC {Hectare}	**	0	
	(iii)	<b>03E03</b>	Land Distributed to ST {Hectare}	**	0	
	(iv)	<b>03E04</b>	Land Distributed to Others {Hectare}	**	0	
<b>5</b>			<b><u>Minimum Wages Enforcement (including Farm Labour)</u></b>			
	(i)	<b>04B01</b>	Agriculture and Farm Workers: Inspections made {Number}	**	0	
	(ii)	<b>04B02</b>	Agriculture and Farm Workers: Irregularities detected {Number}	**	0	
	(iii)	<b>04B03</b>	Agriculture and Farm Workers: Irregularities rectified {Number}	**	0	
	(iv)	<b>04B04</b>	Agriculture and Farm Workers: Claims filed {Number}	**	0	
	(v)	<b>04B05</b>	Agriculture and Farm Workers: Claims settled {Number}	**	0	
	(vi)	<b>04B06</b>	Agriculture and Farm Workers: Prosecution cases Pending {Number}	**	0	
	(vii)	<b>04B07</b>	Agriculture and Farm Workers: Prosecution cases filed {Number}	**	0	
	(viii)	<b>04B08</b>	Agriculture and Farm Workers: Prosecution cases decided {Number}	**	0	
	(ix)	<b>04B10</b>	Agriculture and Farm Workers: Others {Number}	**	0	
<b>6</b>			<b><u>Food Security</u></b>			
			<b><u>Food security-Targeted Public Distribution system (APL+BPL+AAJ)</u></b>			
	(i)	<b>05A02</b>	Off take {Tonnes}	1,01,556	98,376	97
			<b><u>Food security-Targeted Public Distribution system (only AAJ)</u></b>			
	(ii)	<b>05B02</b>	Off take {Tonnes}	15,972	15,845	99
			<b><u>Food Security - Targeted Public Distribution System (Only BPL)</u></b>			
	(iii)	<b>05D02</b>	Off take {Tonnes}	25,524	25,021	98
<b>7</b>			<b><u>Rural Housing - Indira Awaas Yojana</u></b>			
	(i)	<b>06A01</b>	Houses constructed {Number}	8,339	2,145	26
<b>8</b>			<b><u>EWS/LIG Houses in Urban Areas</u></b>			
	(i)	<b>06B01</b>	Houses constructed {Number}	225	100	44
<b>9</b>			<b><u>Rural Areas: National Rural Drinking Water Programme (NRDWP)</u></b>			
	(i)	<b>07A03</b>	Habitations covered (Partially covered & Slipped back) {Number}	190	358	188
<b>10</b>			<b><u>Sanitation Programme in Rural Areas</u></b>			

**ARUNACHAL PRADESH**

Sl. No.	Sub.Sl. No.	Item Code	Item/Parameter Name {Units}	Target	Achievement	Percent Achievement
				April 2012-March 2013	April 2012-March 2013	
(1)	(2)	(3)	(4)	(5)	(6)	(6)/(5)
	(i)	<b>08D01</b>	Individual Household latrines constructed {Number}	**	5,760	
<b>11</b>			<b><u>Institutional Delivery</u></b>			
	(i)	<b>08E01</b>	Delivery in institutions {Number}	**	206	
<b>12</b>			<b><u>Universalization of ICDS Scheme</u></b>			
	(i)	<b>12A01</b>	ICDS Blocks Operational (Cumulative) {Number}	98	93	95
<b>13</b>			<b><u>Functional Anganwadis</u></b>			
	(i)	<b>12B01</b>	Anganwadis Functional (Cumulative) {Number}	6,146	6,028	98
<b>14</b>			<b><u>No. of Urban poor families assisted under Seven Point Charter</u></b>			
	(i)	<b>14A01</b>	Poor Families Assisted {Number}	338	0	0
<b>15</b>			<b><u>Afforestation ( Public and Forest Lands)</u></b>			
	(i)	<b>15A01</b>	Area Covered under Plantation {Hectares}	10,800	378	4
	(ii)	<b>15A02</b>	Seedlings planted {Number}	70,20,000	1,98,017	3
<b>16</b>			<b><u>Rural Roads - PMGSY</u></b>			
	(i)	<b>17A01</b>	Length of Road Constructed {Kilometer}	325	394	121
<b>17</b>			<b><u>Rajiv Gandhi Grameen Vidyutikaran Yojana</u></b>			
	(i)	<b>18B01</b>	Villages electrified {Number}	1,450	387	27
<b>18</b>			<b><u>Supply of Electricity</u></b>			
	(i)	<b>18E02</b>	Electricity supplied {Million Units}	589	554	94

**Note:**

\* - Target Not Received.

\*\* - Non-Targetable.

**1 Very Good(90% or above of targets)**

05A02, 05B02, 05D02, 07A03, 12A01, 12B01, 17A01, 18E02

**2 Poor(Below 80% of targets)**

01B01, 01E02, 06A01, 06B01, 14A01, 15A01, 15A02, 18B01

**ASSAM**

Sl. No.	Sub.Sl. No.	Item Code	Item/Parameter Name {Units}	Target	Achievement	Percent Achievement
				April 2012-March 2013	April 2012-March 2013	
(1)	(2)	(3)	(4)	(5)	(6)	(6)/(5)
<b>1</b>			<b><u>Employment generation under the NREG Scheme</u></b>			
	(i)	<b>01A01</b>	No. of job cards issued {Number}	**	41,219	
	(ii)	<b>01A02</b>	Employment generated {Number}	**	3,11,80,000	
	(iii)	<b>01A03</b>	Wages given {Rupees}	**	3,98,16,58,000	
<b>2</b>			<b><u>Swaranjayanti Gram Swarojgar Yojana</u></b>			
	(i)	<b>01B01</b>	Individual Swarozgaries Assisted {Number}	6,134	1,071	17
	(ii)	<b>01B02</b>	Individual SC Swarozgaries Assisted {Number}	**	411	
	(iii)	<b>01B03</b>	Individual ST Swarozgaries Assisted {Number}	**	201	
	(iv)	<b>01B04</b>	Individual Women Swarozgaries Assisted {Number}	**	277	
	(v)	<b>01B05</b>	Individual Disabled Swarozgaries Assisted {Number}	**	71	
<b>3</b>			<b><u>Self Help Groups (SHG)</u></b>			
	(i)	<b>01E01</b>	Formed under SGSY {Number}	**	1,211	
	(ii)	<b>01E02</b>	To whom income generating activities provided {Number}	11,189	1,244	11
<b>4</b>			<b><u>Distribution of waste land to the landless</u></b>			
	(i)	<b>03E01</b>	Total Land Distributed {Hectare}	**	5,808	
	(ii)	<b>03E02</b>	Land Distributed to SC {Hectare}	**	578	
	(iii)	<b>03E03</b>	Land Distributed to ST {Hectare}	**	526	
	(iv)	<b>03E04</b>	Land Distributed to Others {Hectare}	**	4,807	
<b>5</b>			<b><u>Minimum Wages Enforcement (including Farm Labour)</u></b>			
	(i)	<b>04B01</b>	Agriculture and Farm Workers: Inspections made {Number}	**	0	
	(ii)	<b>04B02</b>	Agriculture and Farm Workers: Irregularities detected {Number}	**	0	
	(iii)	<b>04B03</b>	Agriculture and Farm Workers: Irregularities rectified {Number}	**	0	
	(iv)	<b>04B04</b>	Agriculture and Farm Workers: Claims filed {Number}	**	0	
	(v)	<b>04B05</b>	Agriculture and Farm Workers: Claims settled {Number}	**	0	
	(vi)	<b>04B06</b>	Agriculture and Farm Workers: Prosecution cases Pending {Number}	**	0	
	(vii)	<b>04B07</b>	Agriculture and Farm Workers: Prosecution cases filed {Number}	**	0	
	(viii)	<b>04B08</b>	Agriculture and Farm Workers: Prosecution cases decided {Number}	**	0	
	(ix)	<b>04B10</b>	Agriculture and Farm Workers: Others {Number}	**	0	
<b>6</b>			<b><u>Food Security</u></b>			
			<b><u>Food security-Targeted Public Distribution system (APL+BPL+AAAY)</u></b>			
	(i)	<b>05A02</b>	Off take {Tonnes}	18,86,856	18,30,998	97
			<b><u>Food security-Targeted Public Distribution system (only AAAY)</u></b>			
	(ii)	<b>05B02</b>	Off take {Tonnes}	2,95,692	2,93,585	99
			<b><u>Food Security - Targeted Public Distribution System (Only BPL)</u></b>			
	(iii)	<b>05D02</b>	Off take {Tonnes}	4,75,224	4,71,387	99
<b>7</b>			<b><u>Rural Housing - Indira Awaas Yojana</u></b>			
	(i)	<b>06A01</b>	Houses constructed {Number}	1,84,408	1,00,260	54
<b>8</b>			<b><u>EWS/LIG Houses in Urban Areas</u></b>			
	(i)	<b>06B01</b>	Houses constructed {Number}	1,900	244	13

**ASSAM**

Sl. No.	Sub.Sl. No.	Item Code	Item/Parameter Name {Units}	Target	Achievement	Percent Achievement
				April 2012-March 2013	April 2012-March 2013	
(1)	(2)	(3)	(4)	(5)	(6)	(6)/(5)
<b>9</b>			<b><u>Rural Areas: National Rural Drinking Water Programme (NRDWP)</u></b>			
	(i)	<b>07A03</b>	Habitations covered (Partially covered & Slipped back) {Number}	2,406	3,775	157
	(ii)	<b>07A04</b>	Coverage of water quality affected habitations {Number}	3,334	3,335	100
<b>10</b>			<b><u>Sanitation Programme in Rural Areas</u></b>			
	(i)	<b>08D01</b>	Individual Household latrines constructed {Number}	**	2,73,240	
<b>11</b>			<b><u>Institutional Delivery</u></b>			
	(i)	<b>08E01</b>	Delivery in institutions {Number}	**	4,98,563	
<b>12</b>			<b><u>SC Families Assisted</u></b>			
	(i)	<b>10A01</b>	SC Families Assisted {Number}	37,655	25,635	68
<b>13</b>			<b><u>Universalization of ICDS Scheme</u></b>			
	(i)	<b>12A01</b>	ICDS Blocks Operational (Cumulative) {Number}	231	231	100
<b>14</b>			<b><u>Functional Anganwadis</u></b>			
	(i)	<b>12B01</b>	Anganwadis Functional (Cumulative) {Number}	60,631	62,153	103
<b>15</b>			<b><u>No. of Urban poor families assisted under Seven Point Charter</u></b>			
	(i)	<b>14A01</b>	Poor Families Assisted {Number}	2,850	204	7
<b>16</b>			<b><u>Afforestation ( Public and Forest Lands)</u></b>			
	(i)	<b>15A01</b>	Area Covered under Plantation {Hectares}	5,650	8,642	153
	(ii)	<b>15A02</b>	Seedlings planted {Number}	36,73,000	28,93,000	79
<b>17</b>			<b><u>Rural Roads - PMGSY</u></b>			
	(i)	<b>17A01</b>	Length of Road Constructed {Kilometer}	1,175	1,456	124
<b>18</b>			<b><u>Rajiv Gandhi Grameen Vidutikaran Yojana</u></b>			
	(i)	<b>18B01</b>	Villages electrified {Number}	2,062	190	9
<b>19</b>			<b><u>Supply of Electricity</u></b>			
	(i)	<b>18E02</b>	Electricity supplied {Million Units}	6,495	6,048	93

**Note:**

\* - Target Not Received.

\*\* - Non-Targetable.

**1 Very Good(90% or above of targets)**

05A02, 05B02, 05D02, 07A03, 07A04, 12A01, 12B01, 15A01, 17A01, 18E02

**2 Poor(Below 80% of targets)**

01B01, 01E02, 06A01, 06B01, 10A01, 14A01, 15A02, 18B01

**BIHAR**

Sl. No.	Sub.Sl. No.	Item Code	Item/Parameter Name {Units}	Target	Achievement	Percent Achievement
				April,2012-March,2013	April,2012-March,2013	
(1)	(2)	(3)	(4)	(5)	(6)	(6)/(5)
<b><u>Employment generation under the NREG Scheme</u></b>						
1	(i)	<b>01A01</b>	No. of job cards issued {Number}	**	6,47,421	
2	(ii)	<b>01A02</b>	Employment generated {Number}	**	9,69,99,000	
3	(iii)	<b>01A03</b>	Wages given {Rupees}	**	12,31,61,03,000	
<b><u>Swaranjayanti Gram Swarojgar Yojana</u></b>						
4	(i)	<b>01B01</b>	Individual Swarozgaries Assisted {Number}	12,568	900	7
5	(ii)	<b>01B02</b>	Individual SC Swarozgaries Assisted {Number}	**	1,82,585	
6	(iii)	<b>01B03</b>	Individual ST Swarozgaries Assisted {Number}	**	14,119	
7	(iv)	<b>01B04</b>	Individual Women Swarozgaries Assisted {Number}	**	5,15,753	
8	(v)	<b>01B05</b>	Individual Disabled Swarozgaries Assisted {Number}	**	517	
<b><u>Self Help Groups (SHG)</u></b>						
9	(i)	<b>01E01</b>	Formed under SGSY {Number}	**	36,416	
10	(ii)	<b>01E02</b>	To whom income generating activities provided {Number}	22,924	183	1
<b><u>Distribution of waste land to the landless</u></b>						
11	(i)	<b>03E01</b>	Total Land Distributed {Hectare}	**	123	
12	(ii)	<b>03E02</b>	Land Distributed to SC {Hectare}	**	123	
13	(iii)	<b>03E03</b>	Land Distributed to ST {Hectare}	**	0	
14	(iv)	<b>03E04</b>	Land Distributed to Others {Hectare}	**	1	
<b><u>Minimum Wages Enforcement (including Farm Labour)</u></b>						
15	(i)	<b>04B01</b>	Agriculture and Farm Workers: Inspections made {Number}	**	6,120	
16	(ii)	<b>04B02</b>	Agriculture and Farm Workers: Irregularities detected {Number}	**	1,334	
17	(iii)	<b>04B03</b>	Agriculture and Farm Workers: Irregularities rectified {Number}	**	1,362	
18	(iv)	<b>04B04</b>	Agriculture and Farm Workers: Claims filed {Number}	**	323	
19	(v)	<b>04B05</b>	Agriculture and Farm Workers: Claims settled {Number}	**	487	
20	(vi)	<b>04B06</b>	Agriculture and Farm Workers: Prosecution cases Pending {Number}	**	401	
21	(vii)	<b>04B07</b>	Agriculture and Farm Workers: Prosecution cases filed {Number}	**	0	
22	(viii)	<b>04B08</b>	Agriculture and Farm Workers: Prosecution cases decided {Number}	**	0	
23	(ix)	<b>04B10</b>	Agriculture and Farm Workers: Others {Number}	**	0	
<b><u>Food security-Targeted Public Distribution system (APL+BPL+AAAY)</u></b>						
24	(i)	<b>05A02</b>	Off take {Tonnes}	37,03,872	26,39,407	71
<b><u>Food security-Targeted Public Distribution system (only AAAY)</u></b>						
25	(i)	<b>05B02</b>	Off take {Tonnes}	10,50,420	10,12,057	96
<b><u>Food Security - Targeted Public Distribution System (Only BPL)</u></b>						
26	(i)	<b>05D02</b>	Off take {Tonnes}	16,89,372	14,46,368	86
<b><u>Rural Housing - Indira Awaas Yojana</u></b>						
27	(i)	<b>06A01</b>	Houses constructed {Number}	8,16,305	8,38,835	103
<b><u>EWS/LIG Houses in Urban Areas</u></b>						
28	(i)	<b>06B01</b>	Houses constructed {Number}	11,000	2,735	25
<b><u>Rural Areas: National Rural Drinking Water Programme (NRDWP)</u></b>						

# BIHAR

Sl. No.	Sub.Sl. No.	Item Code	Item/Parameter Name {Units}	Target	Achievement	Percent Achievement
				April,2012-March,2013	April,2012-March,2013	
(1)	(2)	(3)	(4)	(5)	(6)	(6)/(5)
29	(i)	<b>07A03</b>	Habitations covered (Partially covered & Slipped back) {Number}	5,807	5,697	98
30	(ii)	<b>07A04</b>	Coverage of water quality affected habitations {Number}	5,750	2,924	51
<b><u>Sanitation Programme in Rural Areas</u></b>						
31	(i)	<b>08D01</b>	Individual Household latrines constructed {Number}	**	7,96,699	
<b><u>Institutional Delivery</u></b>						
32	(i)	<b>08E01</b>	Delivery in institutions {Number}	**	12,37,746	
<b><u>SC Families Assisted</u></b>						
33	(i)	<b>10A01</b>	SC Families Assisted {Number}	1,54,886	11,61,065	750
<b><u>Universalization of ICDS Scheme</u></b>						
34	(i)	<b>12A01</b>	ICDS Blocks Operational (Cumulative) {Number}	544	544	100
<b><u>Functional Anganwadis</u></b>						
35	(i)	<b>12B01</b>	Anganwadis Functional (Cumulative) {Number}	87,887	91,677	104
<b><u>No. of Urban poor families assisted under Seven Point Charter</u></b>						
36	(i)	<b>14A01</b>	Poor Families Assisted {Number}	16,500	0	0
<b><u>Afforestation ( Public and Forest Lands)</u></b>						
37	(i)	<b>15A01</b>	Area Covered under Plantation {Hectares}	22,700	30,330	134
38	(ii)	<b>15A02</b>	Seedlings planted {Number}	1,47,55,000	1,97,14,200	134
<b><u>Rural Roads - PMGSY</u></b>						
39	(i)	<b>17A01</b>	Length of Road Constructed {Kilometer}	6,420	6,003	94
<b><u>Rajiv Gandhi Grameen Vidyutikaran Yojana</u></b>						
40	(i)	<b>18B01</b>	Villages electrified {Number}	2,230	1,682	75
<b><u>Energising pump sets</u></b>						
41	(i)	<b>18D01</b>	Pumps sets energized {Number}	2,764	2,191	79
<b><u>Supply of Electricity</u></b>						
42	(i)	<b>18E02</b>	Electricity supplied {Million Units}	15,409	12,835	83

## **Note:**

\* - Target Not Received.

\*\* - Non-Targetable.

## **1 Very Good(90% or above of targets)**

05B02, 06A01, 07A03, 10A01, 12A01, 12B01, 15A01, 15A02, 17A01

## **2 Good(Between 80% to 90% targets)**

05D02, 18E02

## **3 Poor(Below 80% of targets)**

01B01, 01E02, 05A02, 06B01, 07A04, 14A01, 18B01, 18D01

**CHHATISGARH**

Sl. No.	Sub.Sl. No.	Item Code	Item/Parameter Name {Units}	Target April,2012-March,2013	Achievement April,2012-March,2013	Percent Achievement
(1)	(2)	(3)	(4)	(5)	(6)	(6)/(5)
<b><u>Employment generation under the NREG Scheme</u></b>						
1	(i)	<b>01A01</b>	No. of job cards issued {Number}	**	3,66,933	
2	(ii)	<b>01A02</b>	Employment generated {Number}	**	11,88,03,000	
3	(iii)	<b>01A03</b>	Wages given {Rupees}	**	16,23,91,31,000	
<b><u>Swaranjayanti Gram Swarojgar Yojana</u></b>						
4	(i)	<b>01B01</b>	Individual Swarozgaries Assisted {Number}	2,791	9,149	328
5	(ii)	<b>01B02</b>	Individual SC Swarozgaries Assisted {Number}	**	1,401	
6	(iii)	<b>01B03</b>	Individual ST Swarozgaries Assisted {Number}	**	4,399	
7	(iv)	<b>01B04</b>	Individual Women Swarozgaries Assisted {Number}	**	1,070	
8	(v)	<b>01B05</b>	Individual Disabled Swarozgaries Assisted {Number}	**	113	
<b><u>Self Help Groups (SHG)</u></b>						
9	(i)	<b>01E01</b>	Formed under SGSY {Number}	**	7,294	
10	(ii)	<b>01E02</b>	To whom income generating activities provided {Number}	5,092	3,821	75
<b><u>Distribution of waste land to the landless</u></b>						
11	(i)	<b>03E01</b>	Total Land Distributed {Hectare}	**	27,452	
12	(ii)	<b>03E02</b>	Land Distributed to SC {Hectare}	**	6,057	
13	(iii)	<b>03E03</b>	Land Distributed to ST {Hectare}	**	9,608	
14	(iv)	<b>03E04</b>	Land Distributed to Others {Hectare}	**	11,787	
<b><u>Minimum Wages Enforcement (including Farm Labour)</u></b>						
15	(i)	<b>04B01</b>	Agriculture and Farm Workers: Inspections made {Number}	**	0	
16	(ii)	<b>04B02</b>	Agriculture and Farm Workers: Irregularities detected {Number}	**	0	
17	(iii)	<b>04B03</b>	Agriculture and Farm Workers: Irregularities rectified {Number}	**	0	
18	(iv)	<b>04B04</b>	Agriculture and Farm Workers: Claims filed {Number}	**	0	
19	(v)	<b>04B05</b>	Agriculture and Farm Workers: Claims settled {Number}	**	0	
20	(vi)	<b>04B06</b>	Agriculture and Farm Workers: Prosecution cases Pending {Number}	**	0	
21	(vii)	<b>04B07</b>	Agriculture and Farm Workers: Prosecution cases filed {Number}	**	0	
22	(viii)	<b>04B08</b>	Agriculture and Farm Workers: Prosecution cases decided {Number}	**	0	
23	(ix)	<b>04B10</b>	Agriculture and Farm Workers: Others {Number}	**	0	
<b><u>Food security-Targeted Public Distribution system (APL+BPL+AAAY)</u></b>						
24	(i)	<b>05A02</b>	Off take {Tonnes}	12,44,112	11,78,578	95
<b><u>Food security-Targeted Public Distribution system (only AAAY)</u></b>						
25	(i)	<b>05B02</b>	Off take {Tonnes}	3,01,944	3,01,944	100
<b><u>Food Security - Targeted Public Distribution System (Only BPL)</u></b>						
26	(i)	<b>05D02</b>	Off take {Tonnes}	4,85,688	4,81,691	99
<b><u>Rural Housing - Indira Awaas Yojana</u></b>						
27	(i)	<b>06A01</b>	Houses constructed {Number}	41,511	26,240	63

**CHHATISGARH**

Sl. No.	Sub.Sl. No.	Item Code	Item/Parameter Name {Units}	Target April,2012-March,2013	Achievement April,2012-March,2013	Percent Achievement
(1)	(2)	(3)	(4)	(5)	(6)	(6)/(5)
			<b><u>EWS/LIG Houses in Urban Areas</u></b>			
28	(i)	<b>06B01</b>	Houses constructed {Number}	11,000	4,264	39
			<b><u>Rural Areas: National Rural Drinking Water Programme (NRDWP)</u></b>			
29	(i)	<b>07A03</b>	Habitations covered (Partially covered & Slipped back) {Number}	3,891	4,603	118
30	(ii)	<b>07A04</b>	Coverage of water quality affected habitations {Number}	4,326	1,142	26
			<b><u>Sanitation Programme in Rural Areas</u></b>			
31	(i)	<b>08D01</b>	Individual Household latrines constructed {Number}	**	52,045	
			<b><u>Institutional Delivery</u></b>			
32	(i)	<b>08E01</b>	Delivery in institutions {Number}	**	2,51,015	
			<b><u>SC Families Assisted</u></b>			
33	(i)	<b>10A01</b>	SC Families Assisted {Number}	1,74,495	279	0
			<b><u>Universalization of ICDS Scheme</u></b>			
34	(i)	<b>12A01</b>	ICDS Blocks Operational (Cumulative) {Number}	220	220	100
			<b><u>Functional Anganwadis</u></b>			
35	(i)	<b>12B01</b>	Anganwadis Functional (Cumulative) {Number}	58,098	49,538	85
			<b><u>No. of Urban poor families assisted under Seven Point Charter</u></b>			
36	(i)	<b>14A01</b>	Poor Families Assisted {Number}	16,500	0	0
			<b><u>Afforestation ( Public and Forest Lands)</u></b>			
37	(i)	<b>15A01</b>	Area Covered under Plantation {Hectares}	50,400	83,789	166
38	(ii)	<b>15A02</b>	Seedlings planted {Number}	3,27,60,000	6,43,54,000	196
			<b><u>Rural Roads - PMGSY</u></b>			
39	(i)	<b>17A01</b>	Length of Road Constructed {Kilometer}	2,370	1,024	43
			<b><u>Rajiv Gandhi Grameen Vidyutikaran Yojana</u></b>			
40	(i)	<b>18B01</b>	Villages electrified {Number}	901	410	46
			<b><u>Energising pump sets</u></b>			
41	(i)	<b>18D01</b>	Pumps sets energized {Number}	20,000	24,035	120
			<b><u>Supply of Electricity</u></b>			
42	(i)	<b>18E02</b>	Electricity supplied {Million Units}	17,302	17,003	98

**Note:**

\* - Target Not Received.

\*\* - Non-Targetable.

**1 Very Good(90% or above of targets)**

01B01, 05A02, 05B02, 05D02, 07A03, 12A01, 15A01, 15A02, 18D01, 18E02

**2 Good(Between 80% to 90% targets)**

12B01

**3 Poor(Below 80% of targets)**

01E02, 06A01, 06B01, 07A04, 10A01, 14A01, 17A01, 18B01



**DELHI**

Sl. No.	Sub.Sl. No.	Item Code	Item/Parameter Name {Units}	Target	Achievement	Percent Achievement
				April,2012-March,2013	April,2012-March,2013	
(1)	(2)	(3)	(4)	(5)	(6)	(6)/(5)
			<b><u>Employment generation under the NREG Scheme</u></b>			
1	(i)	<b>01A01</b>	No. of job cards issued {Number}	**	0	
2	(ii)	<b>01A02</b>	Employment generated {Number}	**	0	
3	(iii)	<b>01A03</b>	Wages given {Rupees}	**	0	
			<b><u>Self Help Groups (SHG)</u></b>			
4	(i)	<b>01E01</b>	Formed under SGSY {Number}	**	0	
			<b><u>Distribution of waste land to the landless</u></b>			
5	(i)	<b>03E01</b>	Total Land Distributed {Hectare}	**	0	
6	(ii)	<b>03E02</b>	Land Distributed to SC {Hectare}	**	0	
7	(iii)	<b>03E03</b>	Land Distributed to ST {Hectare}	**	0	
8	(iv)	<b>03E04</b>	Land Distributed to Others {Hectare}	**	0	
			<b><u>Minimum Wages Enforcement (including Farm Labour)</u></b>			
9	(i)	<b>04B01</b>	Agriculture and Farm Workers: Inspections made {Number}	**	0	
10	(ii)	<b>04B02</b>	Agriculture and Farm Workers: Irregularities detected {Number}	**	0	
11	(iii)	<b>04B03</b>	Agriculture and Farm Workers: Irregularities rectified {Number}	**	0	
12	(iv)	<b>04B04</b>	Agriculture and Farm Workers: Claims filed {Number}	**	0	
13	(v)	<b>04B05</b>	Agriculture and Farm Workers: Claims settled {Number}	**	0	
14	(vi)	<b>04B06</b>	Agriculture and Farm Workers: Prosecution cases Pending {Number}	**	0	
15	(vii)	<b>04B07</b>	Agriculture and Farm Workers: Prosecution cases filed {Number}	**	0	
16	(viii)	<b>04B08</b>	Agriculture and Farm Workers: Prosecution cases decided {Number}	**	0	
17	(ix)	<b>04B10</b>	Agriculture and Farm Workers: Others {Number}	**	0	
			<b><u>Food security-Targeted Public Distribution system (APL+BPL+AAAY)</u></b>			
18	(i)	<b>05A02</b>	Off take {Tonnes}	5,98,920	5,66,777	95
			<b><u>Food security-Targeted Public Distribution system (only AAAY)</u></b>			
19	(i)	<b>05B02</b>	Off take {Tonnes}	63,084	45,184	72
			<b><u>Food Security - Targeted Public Distribution System (Only BPL)</u></b>			
20	(i)	<b>05D02</b>	Off take {Tonnes}	1,08,696	1,11,757	103
			<b><u>EWS/LIG Houses in Urban Areas</u></b>			
21	(i)	<b>06B01</b>	Houses constructed {Number}	12,500	1,319	11
			<b><u>Sanitation Programme in Rural Areas</u></b>			
22	(i)	<b>08D01</b>	Individual Household latrines constructed {Number}	**	0	
			<b><u>Institutional Delivery</u></b>			
23	(i)	<b>08E01</b>	Delivery in institutions {Number}	**	2,91,540	
			<b><u>SC Families Assisted</u></b>			
24	(i)	<b>10A01</b>	SC Families Assisted {Number}	19,399	2,615	13
			<b><u>Universalization of ICDS Scheme</u></b>			
25	(i)	<b>12A01</b>	ICDS Blocks Operational (Cumulative) {Number}	95	95	100
			<b><u>Functional Anganwadis</u></b>			
26	(i)	<b>12B01</b>	Anganwadis Functional (Cumulative) {Number}	10,921	10,874	100
			<b><u>No. of Urban poor families assisted under Seven Point Charter</u></b>			

**DELHI**

Sl. No.	Sub.Sl. No.	Item Code	Item/Parameter Name {Units}	Target	Achievement	Percent Achievement
				April,2012-March,2013	April,2012-March,2013	
(1)	(2)	(3)	(4)	(5)	(6)	(6)/(5)
27	(i)	<b>14A01</b>	Poor Families Assisted {Number}	18,750	486	3
			<b><u>Afforestation ( Public and Forest Lands)</u></b>			
28	(i)	<b>15A01</b>	Area Covered under Plantation {Hectares}	1,150	1,409	123
29	(ii)	<b>15A02</b>	Seedlings planted {Number}	7,48,000	9,15,717	122
			<b><u>Supply of Electricity</u></b>			
30	(i)	<b>18E02</b>	Electricity supplied {Million Units}	26,088	25,950	99

**Note:**

\* - Target Not Received.

\*\* - Non-Targetable.

**1 Very Good(90% or above of targets)**

05A02, 05D02, 12A01, 12B01, 15A01, 15A02, 18E02

**2 Poor(Below 80% of targets)**

05B02, 06B01, 10A01, 14A01

**GOA**

Sl. No.	Sub.Sl. No.	Item Code	Item/Parameter Name {Units}	Target	Achievement	Percent Achievement
				April,2012-March,2013	April,2012-March,2013	
(1)	(2)	(3)	(4)	(5)	(6)	(6)/(5)
<b><u>Employment generation under the NREG Scheme</u></b>						
1	(i)	<b>01A01</b>	No. of job cards issued {Number}	**	655	
2	(ii)	<b>01A02</b>	Employment generated {Number}	**	58,076	
3	(iii)	<b>01A03</b>	Wages given {Rupees}	**	91,38,000	
<b><u>Swaranjayanti Gram Swarojgar Yojana</u></b>						
4	(i)	<b>01B01</b>	Individual Swarozgaries Assisted {Number}	72	157	218
5	(ii)	<b>01B02</b>	Individual SC Swarozgaries Assisted {Number}	**	16	
6	(iii)	<b>01B03</b>	Individual ST Swarozgaries Assisted {Number}	**	36	
7	(iv)	<b>01B04</b>	Individual Women Swarozgaries Assisted {Number}	**	83	
8	(v)	<b>01B05</b>	Individual Disabled Swarozgaries Assisted {Number}	**	2	
<b><u>Self Help Groups (SHG)</u></b>						
9	(i)	<b>01E01</b>	Formed under SGSY {Number}	**	136	
10	(ii)	<b>01E02</b>	To whom income generating activities provided {Number}	136	100	74
<b><u>Distribution of waste land to the landless</u></b>						
11	(i)	<b>03E01</b>	Total Land Distributed {Hectare}	**	0	
12	(ii)	<b>03E02</b>	Land Distributed to SC {Hectare}	**	0	
13	(iii)	<b>03E03</b>	Land Distributed to ST {Hectare}	**	0	
14	(iv)	<b>03E04</b>	Land Distributed to Others {Hectare}	**	0	
<b><u>Minimum Wages Enforcement (including Farm Labour)</u></b>						
15	(i)	<b>04B01</b>	Agriculture and Farm Workers: Inspections made {Number}	**	0	
16	(ii)	<b>04B02</b>	Agriculture and Farm Workers: Irregularities detected {Number}	**	0	
17	(iii)	<b>04B03</b>	Agriculture and Farm Workers: Irregularities rectified {Number}	**	0	
18	(iv)	<b>04B04</b>	Agriculture and Farm Workers: Claims filed {Number}	**	0	
19	(v)	<b>04B05</b>	Agriculture and Farm Workers: Claims settled {Number}	**	0	
20	(vi)	<b>04B06</b>	Agriculture and Farm Workers: Prosecution cases Pending {Number}	**	0	
21	(vii)	<b>04B07</b>	Agriculture and Farm Workers: Prosecution cases filed {Number}	**	0	
22	(viii)	<b>04B08</b>	Agriculture and Farm Workers: Prosecution cases decided {Number}	**	0	
23	(ix)	<b>04B10</b>	Agriculture and Farm Workers: Others {Number}	**	0	
<b><u>Food security-Targeted Public Distribution system (APL+BPL+AAAY)</u></b>						
24	(i)	<b>05A02</b>	Off take {Tonnes}	63,036	62,909	100
<b><u>Food security-Targeted Public Distribution system (only AAAY)</u></b>						
25	(i)	<b>05B02</b>	Off take {Tonnes}	6,108	6,108	100
<b><u>Food Security - Targeted Public Distribution System (Only BPL)</u></b>						
26	(i)	<b>05D02</b>	Off take {Tonnes}	5,532	5,567	101
<b><u>Rural Housing - Indira Awaas Yojana</u></b>						
27	(i)	<b>06A01</b>	Houses constructed {Number}	1,714	1,125	66
<b><u>EWS/LIG Houses in Urban Areas</u></b>						
28	(i)	<b>06B01</b>	Houses constructed {Number}	35	38	109
<b><u>Sanitation Programme in Rural Areas</u></b>						

**GOA**

Sl. No.	Sub.Sl. No.	Item Code	Item/Parameter Name {Units}	Target	Achievement	Percent Achievement
				April,2012-March,2013	April,2012-March,2013	
(1)	(2)	(3)	(4)	(5)	(6)	(6)/(5)
29	(i)	<b>08D01</b>	Individual Household latrines constructed {Number}	**	0	
			<b><u>Institutional Delivery</u></b>			
30	(i)	<b>08E01</b>	Delivery in institutions {Number}	**	17,325	
			<b><u>SC Families Assisted</u></b>			
31	(i)	<b>10A01</b>	SC Families Assisted {Number}	16,044	0	0
			<b><u>Universalization of ICDS Scheme</u></b>			
32	(i)	<b>12A01</b>	ICDS Blocks Operational (Cumulative) {Number}	11	11	100
			<b><u>Functional Anganwadis</u></b>			
33	(i)	<b>12B01</b>	Anganwadis Functional (Cumulative) {Number}	1,262	1,262	100
			<b><u>No. of Urban poor families assisted under Seven Point Charter</u></b>			
34	(i)	<b>14A01</b>	Poor Families Assisted {Number}	52	0	0
			<b><u>Afforestation ( Public and Forest Lands)</u></b>			
35	(i)	<b>15A01</b>	Area Covered under Plantation {Hectares}	450	471	105
36	(ii)	<b>15A02</b>	Seedlings planted {Number}	2,93,000	7,07,000	241
			<b><u>Energising pump sets</u></b>			
37	(i)	<b>18D01</b>	Pumps sets energized {Number}	100	265	265
			<b><u>Supply of Electricity</u></b>			
38	(i)	<b>18E02</b>	Electricity supplied {Million Units}	3,181	3,107	98

**Note:**

\* - Target Not Received.

\*\* - Non-Targetable.

**1 Very Good(90% or above of targets)**

01B01, 05A02, 05B02, 05D02, 06B01, 12A01, 12B01, 15A01, 15A02, 18D01, 18E02

**2 Poor(Below 80% of targets)**

01E02, 06A01, 10A01, 14A01

**GUJARAT**

Sl. No.	Sub.Sl. No.	Item Code	Item/Parameter Name {Units}	Target	Achievement	Percent Achievement
				April,2012-March,2013	April,2012-March,2013	
(1)	(2)	(3)	(4)	(5)	(6)	(6)/(5)
<b><u>Employment generation under the NREG Scheme</u></b>						
1	(i)	<b>01A01</b>	No. of job cards issued {Number}	**	0	
2	(ii)	<b>01A02</b>	Employment generated {Number}	**	2,80,83,000	
3	(iii)	<b>01A03</b>	Wages given {Rupees}	**	3,43,65,84,000	
<b><u>Swaranjayanti Gram Swarojgar Yojana</u></b>						
4	(i)	<b>01B01</b>	Individual Swarozgaries Assisted {Number}	1,989	10,205	513
5	(ii)	<b>01B02</b>	Individual SC Swarozgaries Assisted {Number}	**	2,836	
6	(iii)	<b>01B03</b>	Individual ST Swarozgaries Assisted {Number}	**	2,836	
7	(iv)	<b>01B04</b>	Individual Women Swarozgaries Assisted {Number}	**	3,558	
8	(v)	<b>01B05</b>	Individual Disabled Swarozgaries Assisted {Number}	**	66	
<b><u>Self Help Groups (SHG)</u></b>						
9	(i)	<b>01E01</b>	Formed under SGSY {Number}	**	5,599	
10	(ii)	<b>01E02</b>	To whom income generating activities provided {Number}	3,627	2,984	82
<b><u>Distribution of waste land to the landless</u></b>						
11	(i)	<b>03E01</b>	Total Land Distributed {Hectare}	**	0	
12	(ii)	<b>03E02</b>	Land Distributed to SC {Hectare}	**	0	
13	(iii)	<b>03E03</b>	Land Distributed to ST {Hectare}	**	0	
14	(iv)	<b>03E04</b>	Land Distributed to Others {Hectare}	**	0	
<b><u>Minimum Wages Enforcement (including Farm Labour)</u></b>						
15	(i)	<b>04B01</b>	Agriculture and Farm Workers: Inspections made {Number}	**	0	
16	(ii)	<b>04B02</b>	Agriculture and Farm Workers: Irregularities detected {Number}	**	0	
17	(iii)	<b>04B03</b>	Agriculture and Farm Workers: Irregularities rectified {Number}	**	0	
18	(iv)	<b>04B04</b>	Agriculture and Farm Workers: Claims filed {Number}	**	0	
19	(v)	<b>04B05</b>	Agriculture and Farm Workers: Claims settled {Number}	**	0	
20	(vi)	<b>04B06</b>	Agriculture and Farm Workers: Prosecution cases Pending {Number}	**	0	
21	(vii)	<b>04B07</b>	Agriculture and Farm Workers: Prosecution cases filed {Number}	**	0	
22	(viii)	<b>04B08</b>	Agriculture and Farm Workers: Prosecution cases decided {Number}	**	3	
23	(ix)	<b>04B10</b>	Agriculture and Farm Workers: Others {Number}	**	0	
<b><u>Food security-Targeted Public Distribution system (APL+BPL+AAY)</u></b>						
24	(i)	<b>05A02</b>	Off take {Tonnes}	20,85,108	12,65,504	61
<b><u>Food security-Targeted Public Distribution system (only AAY)</u></b>						
25	(i)	<b>05B02</b>	Off take {Tonnes}	3,40,080	3,17,885	93
<b><u>Food Security - Targeted Public Distribution System (Only BPL)</u></b>						
26	(i)	<b>05D02</b>	Off take {Tonnes}	5,50,368	5,15,130	94
<b><u>Rural Housing - Indira Awaas Yojana</u></b>						
27	(i)	<b>06A01</b>	Houses constructed {Number}	1,36,470	1,45,973	107
<b><u>EWS/LIG Houses in Urban Areas</u></b>						
28	(i)	<b>06B01</b>	Houses constructed {Number}	12,500	10,093	81
<b><u>Rural Areas: National Rural Drinking Water Programme (NRDWP)</u></b>						

**GUJARAT**

Sl. No.	Sub.Sl. No.	Item Code	Item/Parameter Name {Units}	Target	Achievement	Percent Achievement
				April,2012-March,2013	April,2012-March,2013	
(1)	(2)	(3)	(4)	(5)	(6)	(6)/(5)
29	(i)	<b>07A03</b>	Habitations covered (Partially covered & Slipped back) {Number}	518	816	158
30	(ii)	<b>07A04</b>	Coverage of water quality affected habitations {Number}	212	229	108
<b><u>Sanitation Programme in Rural Areas</u></b>						
31	(i)	<b>08D01</b>	Individual Household latrines constructed {Number}	**	1,71,977	
<b><u>Institutional Delivery</u></b>						
32	(i)	<b>08E01</b>	Delivery in institutions {Number}	**	11,36,009	
<b><u>SC Families Assisted</u></b>						
33	(i)	<b>10A01</b>	SC Families Assisted {Number}	1,25,353	1,58,030	126
<b><u>Universalization of ICDS Scheme</u></b>						
34	(i)	<b>12A01</b>	ICDS Blocks Operational (Cumulative) {Number}	336	336	100
<b><u>Functional Anganwadis</u></b>						
35	(i)	<b>12B01</b>	Anganwadis Functional (Cumulative) {Number}	50,226	50,225	100
<b><u>No. of Urban poor families assisted under Seven Point Charter</u></b>						
36	(i)	<b>14A01</b>	Poor Families Assisted {Number}	18,750	28,774	153
<b><u>Afforestation ( Public and Forest Lands)</u></b>						
37	(i)	<b>15A01</b>	Area Covered under Plantation {Hectares}	1,40,500	1,68,470	120
38	(ii)	<b>15A02</b>	Seedlings planted {Number}	9,13,25,000	20,11,53,000	220
<b><u>Rural Roads - PMGSY</u></b>						
39	(i)	<b>17A01</b>	Length of Road Constructed {Kilometer}	140	433	309
<b><u>Energising pump sets</u></b>						
40	(i)	<b>18D01</b>	Pumps sets energized {Number}	25,000	74,558	298
<b><u>Supply of Electricity</u></b>						
41	(i)	<b>18E02</b>	Electricity supplied {Million Units}	93,662	93,513	100

**Note:**

\* - Target Not Received.

\*\* - Non-Targetable.

**1 Very Good(90% or above of targets)**

01B01, 05B02, 05D02, 06A01, 07A03, 07A04, 10A01, 12A01, 12B01, 14A01, 15A01, 15A02, 17A01, 18D01, 18E02

**2 Good(Between 80% to 90% targets)**

01E02, 06B01

**3 Poor(Below 80% of targets)**

05A02

## HARYANA

Sl. No.	Sub.Sl. No.	Item Code	Item/Parameter Name {Units}	Target	Achievement	Percent Achievement
				April,2012-March,2013	April,2012-March,2013	
(1)	(2)	(3)	(4)	(5)	(6)	(6)/(5)
<b><u>Employment generation under the NREG Scheme</u></b>						
1	(i)	01A01	No. of job cards issued {Number}	**	64,482	
2	(ii)	01A02	Employment generated {Number}	**	1,28,27,000	
3	(iii)	01A03	Wages given {Rupees}	**	2,36,70,83,000	
<b><u>Swaranjayanti Gram Swarojgar Yojana</u></b>						
4	(i)	01B01	Individual Swarozgaries Assisted {Number}	1,170	2,624	224
5	(ii)	01B02	Individual SC Swarozgaries Assisted {Number}	**	1,479	
6	(iii)	01B03	Individual ST Swarozgaries Assisted {Number}	**	0	
7	(iv)	01B04	Individual Women Swarozgaries Assisted {Number}	**	1,304	
8	(v)	01B05	Individual Disabled Swarozgaries Assisted {Number}	**	50	
<b><u>Self Help Groups (SHG)</u></b>						
9	(i)	01E01	Formed under SGSY {Number}	**	1,901	
10	(ii)	01E02	To whom income generating activities provided {Number}	2,134	1,775	83
<b><u>Distribution of waste land to the landless</u></b>						
11	(i)	03E01	Total Land Distributed {Hectare}	**	0	
12	(ii)	03E02	Land Distributed to SC {Hectare}	**	0	
13	(iii)	03E03	Land Distributed to ST {Hectare}	**	0	
14	(iv)	03E04	Land Distributed to Others {Hectare}	**	0	
<b><u>Minimum Wages Enforcement (including Farm Labour)</u></b>						
15	(i)	04B01	Agriculture and Farm Workers: Inspections made {Number}	**	0	
16	(ii)	04B02	Agriculture and Farm Workers: Irregularities detected {Number}	**	0	
17	(iii)	04B03	Agriculture and Farm Workers: Irregularities rectified {Number}	**	0	
18	(iv)	04B04	Agriculture and Farm Workers: Claims filed {Number}	**	6	
19	(v)	04B05	Agriculture and Farm Workers: Claims settled {Number}	**	2	
20	(vi)	04B06	Agriculture and Farm Workers: Prosecution cases Pending {Number}	**	0	
21	(vii)	04B07	Agriculture and Farm Workers: Prosecution cases filed {Number}	**	0	
22	(viii)	04B08	Agriculture and Farm Workers: Prosecution cases decided {Number}	**	0	
23	(ix)	04B10	Agriculture and Farm Workers: Others {Number}	**	0	
<b><u>Food security-Targeted Public Distribution system (APL+BPL+AAAY)</u></b>						
24	(i)	05A02	Off take {Tonnes}	7,56,012	4,65,415	62
<b><u>Food security-Targeted Public Distribution system (only AAAY)</u></b>						
25	(i)	05B02	Off take {Tonnes}	1,22,820	1,21,430	99
<b><u>Food Security - Targeted Public Distribution System (Only BPL)</u></b>						
26	(i)	05D02	Off take {Tonnes}	2,08,572	2,17,032	104
<b><u>Rural Housing - Indira Awaas Yojana</u></b>						
27	(i)	06A01	Houses constructed {Number}	19,163	14,955	78
<b><u>EWS/LIG Houses in Urban Areas</u></b>						
28	(i)	06B01	Houses constructed {Number}	2,075	9,524	459
<b><u>Rural Areas: National Rural Drinking Water Programme (NRDWP)</u></b>						

## HARYANA

Sl. No.	Sub.Sl. No.	Item Code	Item/Parameter Name {Units}	Target	Achievement	Percent Achievement
				April,2012-March,2013	April,2012-March,2013	
(1)	(2)	(3)	(4)	(5)	(6)	(6)/(5)
29	(i)	<b>07A03</b>	Habitations covered (Partially covered & Slipped back) {Number}	612	895	146
30	(ii)	<b>07A04</b>	Coverage of water quality affected habitations {Number}	9	6	67
<b><u>Sanitation Programme in Rural Areas</u></b>						
31	(i)	<b>08D01</b>	Individual Household latrines constructed {Number}	**	62,949	
<b><u>Institutional Delivery</u></b>						
32	(i)	<b>08E01</b>	Delivery in institutions {Number}	**	3,66,140	
<b><u>SC Families Assisted</u></b>						
33	(i)	<b>10A01</b>	SC Families Assisted {Number}	1,02,407	1,37,423	134
<b><u>Universalization of ICDS Scheme</u></b>						
34	(i)	<b>12A01</b>	ICDS Blocks Operational (Cumulative) {Number}	148	148	100
<b><u>Functional Anganwadis</u></b>						
35	(i)	<b>12B01</b>	Anganwadis Functional (Cumulative) {Number}	25,488	25,591	100
<b><u>No. of Urban poor families assisted under Seven Point Charter</u></b>						
36	(i)	<b>14A01</b>	Poor Families Assisted {Number}	3,112	7,956	256
<b><u>Afforestation ( Public and Forest Lands)</u></b>						
37	(i)	<b>15A01</b>	Area Covered under Plantation {Hectares}	57,000	68,026	119
38	(ii)	<b>15A02</b>	Seedlings planted {Number}	3,70,50,000	5,01,00,000	135
<b><u>Rural Roads - PMGSY</u></b>						
39	(i)	<b>17A01</b>	Length of Road Constructed {Kilometer}	30	78	260
<b><u>Energising pump sets</u></b>						
40	(i)	<b>18D01</b>	Pumps sets energized {Number}	19,000	20,031	105
<b><u>Supply of Electricity</u></b>						
41	(i)	<b>18E02</b>	Electricity supplied {Million Units}	41,407	38,209	92

**Note:**

\* - Target Not Received.

\*\* - Non-Targetable.

**1 Very Good(90% or above of targets)**

01B01, 05B02, 05D02, 06B01, 07A03, 10A01, 12A01, 12B01, 14A01, 15A01, 15A02, 17A01, 18D01, 18E02

**2 Good(Between 80% to 90% targets)**

01E02

**3 Poor(Below 80% of targets)**

05A02, 06A01, 07A04



**HIMACHAL PRADESH**

				Target	Achievement	
Sl. No.	Sub.Sl. No.	Item Code	Item/Parameter Name {Units}	April,2012-March,2013	April,2012-March,2013	Percent Achievement
(1)	(2)	(3)	(4)	(5)	(6)	(6)/(5)
<b><u>Employment generation under the NREG Scheme</u></b>						
1	(i)	<b>01A01</b>	No. of job cards issued {Number}	**	32,299	
2	(ii)	<b>01A02</b>	Employment generated {Number}	**	2,39,37,000	
3	(iii)	<b>01A03</b>	Wages given {Rupees}	**	2,98,34,02,000	
<b><u>Swaranjayanti Gram Swarojgar Yojana</u></b>						
4	(i)	<b>01B01</b>	Individual Swarozgaries Assisted {Number}	493	1,366	277
5	(ii)	<b>01B02</b>	Individual SC Swarozgaries Assisted {Number}	**	503	
6	(iii)	<b>01B03</b>	Individual ST Swarozgaries Assisted {Number}	**	195	
7	(iv)	<b>01B04</b>	Individual Women Swarozgaries Assisted {Number}	**	435	
8	(v)	<b>01B05</b>	Individual Disabled Swarozgaries Assisted {Number}	**	25	
<b><u>Self Help Groups (SHG)</u></b>						
9	(i)	<b>01E01</b>	Formed under SGSY {Number}	**	743	
10	(ii)	<b>01E02</b>	To whom income generating activities provided {Number}	899	1,159	129
<b><u>Minimum Wages Enforcement (including Farm Labour)</u></b>						
11	(i)	<b>04B01</b>	Agriculture and Farm Workers: Inspections made {Number}	**	0	
12	(ii)	<b>04B02</b>	Agriculture and Farm Workers: Irregularities detected {Number}	**	0	
13	(iii)	<b>04B03</b>	Agriculture and Farm Workers: Irregularities rectified {Number}	**	0	
14	(iv)	<b>04B04</b>	Agriculture and Farm Workers: Claims filed {Number}	**	0	
15	(v)	<b>04B05</b>	Agriculture and Farm Workers: Claims settled {Number}	**	0	
16	(vi)	<b>04B06</b>	Agriculture and Farm Workers: Prosecution cases Pending {Number}	**	0	
17	(vii)	<b>04B07</b>	Agriculture and Farm Workers: Prosecution cases filed {Number}	**	0	
18	(viii)	<b>04B08</b>	Agriculture and Farm Workers: Prosecution cases decided {Number}	**	0	
19	(ix)	<b>04B10</b>	Agriculture and Farm Workers: Others {Number}	**	0	
<b><u>Food security-Targeted Public Distribution system (APL+BPL+AAAY)</u></b>						
20	(i)	<b>05A02</b>	Off take {Tonnes}	5,27,940	5,24,927	99
<b><u>Food security-Targeted Public Distribution system (only AAAY)</u></b>						
21	(i)	<b>05B02</b>	Off take {Tonnes}	82,740	83,078	100
<b><u>Food Security - Targeted Public Distribution System (Only BPL)</u></b>						
22	(i)	<b>05D02</b>	Off take {Tonnes}	1,33,140	1,29,282	97
<b><u>Rural Housing - Indira Awaas Yojana</u></b>						
23	(i)	<b>06A01</b>	Houses constructed {Number}	6,271	6,279	100
<b><u>EWS/LIG Houses in Urban Areas</u></b>						
24	(i)	<b>06B01</b>	Houses constructed {Number}	375	384	102
<b><u>Rural Areas: National Rural Drinking Water Programme (NRDWP)</u></b>						
25	(i)	<b>07A03</b>	Habitations covered (Partially covered & Slipped back) {Number}	1,648	2,531	154
<b><u>Sanitation Programme in Rural Areas</u></b>						
26	(i)	<b>08D01</b>	Individual Household latrines constructed {Number}	**	5,183	
<b><u>Institutional Delivery</u></b>						

**HIMACHAL PRADESH**

				Target	Achievement	
Sl. No.	Sub.Sl. No.	Item Code	Item/Parameter Name {Units}	April,2012-March,2013	April,2012-March,2013	Percent Achievement
(1)	(2)	(3)	(4)	(5)	(6)	(6)/(5)
27	(i)	<b>08E01</b>	Delivery in institutions {Number}	**	75,117	
			<b><u>SC Families Assisted</u></b>			
28	(i)	<b>10A01</b>	SC Families Assisted {Number}	29,289	74,707	255
			<b><u>Universalization of ICDS Scheme</u></b>			
29	(i)	<b>12A01</b>	ICDS Blocks Operational (Cumulative) {Number}	78	78	100
			<b><u>Functional Anganwadis</u></b>			
30	(i)	<b>12B01</b>	Anganwadis Functional (Cumulative) {Number}	18,783	18,866	100
			<b><u>No. of Urban poor families assisted under Seven Point Charter</u></b>			
31	(i)	<b>14A01</b>	Poor Families Assisted {Number}	563	563	100
			<b><u>Afforestation ( Public and Forest Lands)</u></b>			
32	(i)	<b>15A01</b>	Area Covered under Plantation {Hectares}	28,900	28,902	100
33	(ii)	<b>15A02</b>	Seedlings planted {Number}	1,87,85,000	1,87,87,000	100
			<b><u>Rural Roads - PMGSY</u></b>			
34	(i)	<b>17A01</b>	Length of Road Constructed {Kilometer}	980	876	89
			<b><u>Rajiv Gandhi Grameen Vidyutikaran Yojana</u></b>			
35	(i)	<b>18B01</b>	Villages electrified {Number}	15	14	93
			<b><u>Energising pump sets</u></b>			
36	(i)	<b>18D01</b>	Pumps sets energized {Number}	1,175	2,197	187
			<b><u>Supply of Electricity</u></b>			
37	(i)	<b>18E02</b>	Electricity supplied {Million Units}	8,992	8,744	97

**Note:**

\* - Target Not Received.

\*\* - Non-Targetable.

**1 Very Good(90% or above of targets)**

01B01, 01E02, 05A02, 05B02, 05D02, 06A01, 06B01, 07A03, 10A01, 12A01, 12B01, 14A01, 15A01, 15A02, 18B01, 18D01, 18E02

**2 Good(Between 80% to 90% targets)**

17A01

**JAMMU AND KASHMIR**

Sl. No.	Sub.Sl. No.	Item Code	Item/Parameter Name {Units}	Target	Achievement	Percent Achievement
				April,2012-March,2013	April,2012-March,2013	
(1)	(2)	(3)	(4)	(5)	(6)	(6)/(5)
<b><u>Employment generation under the NREG Scheme</u></b>						
1	(i)	<b>01A01</b>	No. of job cards issued {Number}	**	79,014	
2	(ii)	<b>01A02</b>	Employment generated {Number}	**	4,14,58,925	
3	(iii)	<b>01A03</b>	Wages given {Rupees}	**	5,59,92,66,000	
<b><u>Swaranjayanti Gram Swarojgar Yojana</u></b>						
4	(i)	<b>01B01</b>	Individual Swarozgaries Assisted {Number}	610	5,959	977
5	(ii)	<b>01B02</b>	Individual SC Swarozgaries Assisted {Number}	**	598	
6	(iii)	<b>01B03</b>	Individual ST Swarozgaries Assisted {Number}	**	645	
7	(iv)	<b>01B04</b>	Individual Women Swarozgaries Assisted {Number}	**	1,264	
8	(v)	<b>01B05</b>	Individual Disabled Swarozgaries Assisted {Number}	**	357	
<b><u>Self Help Groups (SHG)</u></b>						
9	(i)	<b>01E01</b>	Formed under SGSY {Number}	**	1,345	
10	(ii)	<b>01E02</b>	To whom income generating activities provided {Number}	1,113	311	28
<b><u>Distribution of waste land to the landless</u></b>						
11	(i)	<b>03E01</b>	Total Land Distributed {Hectare}	**	0	
12	(ii)	<b>03E02</b>	Land Distributed to SC {Hectare}	**	0	
13	(iii)	<b>03E03</b>	Land Distributed to ST {Hectare}	**	0	
14	(iv)	<b>03E04</b>	Land Distributed to Others {Hectare}	**	0	
<b><u>Minimum Wages Enforcement (including Farm Labour)</u></b>						
15	(i)	<b>04B01</b>	Agriculture and Farm Workers: Inspections made {Number}	**	0	
16	(ii)	<b>04B02</b>	Agriculture and Farm Workers: Irregularities detected {Number}	**	0	
17	(iii)	<b>04B03</b>	Agriculture and Farm Workers: Irregularities rectified {Number}	**	0	
18	(iv)	<b>04B04</b>	Agriculture and Farm Workers: Claims filed {Number}	**	0	
19	(v)	<b>04B05</b>	Agriculture and Farm Workers: Claims settled {Number}	**	0	
20	(vi)	<b>04B06</b>	Agriculture and Farm Workers: Prosecution cases Pending {Number}	**	0	
21	(vii)	<b>04B07</b>	Agriculture and Farm Workers: Prosecution cases filed {Number}	**	0	
22	(viii)	<b>04B08</b>	Agriculture and Farm Workers: Prosecution cases decided {Number}	**	0	
23	(ix)	<b>04B10</b>	Agriculture and Farm Workers: Others {Number}	**	0	
<b><u>Food security-Targeted Public Distribution system (APL+BPL+AAAY)</u></b>						
24	(i)	<b>05A02</b>	Off take {Tonnes}	7,56,804	7,60,644	101
<b><u>Food security-Targeted Public Distribution system (only AAAY)</u></b>						
25	(i)	<b>05B02</b>	Off take {Tonnes}	1,07,388	1,07,658	100
<b><u>Food Security - Targeted Public Distribution System (Only BPL)</u></b>						
26	(i)	<b>05D02</b>	Off take {Tonnes}	2,01,696	2,02,390	100
<b><u>Rural Housing - Indira Awaas Yojana</u></b>						
27	(i)	<b>06A01</b>	Houses constructed {Number}	19,476	19,866	102
<b><u>EWS/LIG Houses in Urban Areas</u></b>						
28	(i)	<b>06B01</b>	Houses constructed {Number}	2,500	0	0
<b><u>Rural Areas: National Rural Drinking Water Programme (NRDWP)</u></b>						

# JAMMU AND KASHMIR

Sl. No.	Sub.Sl. No.	Item Code	Item/Parameter Name {Units}	Target	Achievement	Percent Achievement
				April,2012-March,2013	April,2012-March,2013	
(1)	(2)	(3)	(4)	(5)	(6)	(6)/(5)
29	(i)	<b>07A03</b>	Habitations covered (Partially covered & Slipped back) {Number}	679	1,130	166
30	(ii)	<b>07A04</b>	Coverage of water quality affected habitations {Number}	24	23	96
<b><u>Sanitation Programme in Rural Areas</u></b>						
31	(i)	<b>08D01</b>	Individual Household latrines constructed {Number}	**	71,900	
<b><u>Institutional Delivery</u></b>						
32	(i)	<b>08E01</b>	Delivery in institutions {Number}	**	1,69,012	
<b><u>SC Families Assisted</u></b>						
33	(i)	<b>10A01</b>	SC Families Assisted {Number}	13,420	86,480	644
<b><u>Universalization of ICDS Scheme</u></b>						
34	(i)	<b>12A01</b>	ICDS Blocks Operational (Cumulative) {Number}	141	141	100
<b><u>Functional Anganwadis</u></b>						
35	(i)	<b>12B01</b>	Anganwadis Functional (Cumulative) {Number}	27,706	28,590	103
<b><u>No. of Urban poor families assisted under Seven Point Charter</u></b>						
36	(i)	<b>14A01</b>	Poor Families Assisted {Number}	3,750	0	0
<b><u>Afforestation ( Public and Forest Lands)</u></b>						
37	(i)	<b>15A01</b>	Area Covered under Plantation {Hectares}	7,250	13,988	193
38	(ii)	<b>15A02</b>	Seedlings planted {Number}	47,13,000	56,44,000	120
<b><u>Rural Roads - PMGSY</u></b>						
39	(i)	<b>17A01</b>	Length of Road Constructed {Kilometer}	1,335	1,287	96
<b><u>Rajiv Gandhi Grameen Vidyutikaran Yojana</u></b>						
40	(i)	<b>18B01</b>	Villages electrified {Number}	136	43	32
<b><u>Supply of Electricity</u></b>						
41	(i)	<b>18E02</b>	Electricity supplied {Million Units}	15,410	11,558	75

## **Note:**

\* - Target Not Received.

\*\* - Non-Targetable.

## **1 Very Good(90% or above of targets)**

01B01, 05A02, 05B02, 05D02, 06A01, 07A03, 07A04, 10A01, 12A01, 12B01, 15A01, 15A02, 17A01

## **2 Poor(Below 80% of targets)**

01E02, 06B01, 14A01, 18B01, 18E02

**JHARKHAND**

Sl. No.	Sub.Sl. No.	Item Code	Item/Parameter Name {Units}	Target	Achievement	Percent Achievement
				April,2012-March,2013	April,2012-March,2013	
(1)	(2)	(3)	(4)	(5)	(6)	(6)/(5)
<b>1</b>			<b><u>Employment generation under the NREG Scheme</u></b>			
	(i)	<b>01A01</b>	No. of job cards issued {Number}	**	37,934	
	(ii)	<b>01A02</b>	Employment generated {Number}	**	6,56,46,873	
	(iii)	<b>01A03</b>	Wages given {Rupees}	**	8,99,59,88,232	
<b>2</b>			<b><u>Swaranjayanti Gram Swarozgar Yojana</u></b>			
	(i)	<b>01B01</b>	Individual Swarozgaries Assisted {Number}	4,739	4,663	98
	(ii)	<b>01B02</b>	Individual SC Swarozgaries Assisted {Number}	**	837	
	(iii)	<b>01B03</b>	Individual ST Swarozgaries Assisted {Number}	**	2,581	
	(iv)	<b>01B04</b>	Individual Women Swarozgaries Assisted {Number}	**	1,130	
	(v)	<b>01B05</b>	Individual Disabled Swarozgaries Assisted {Number}	**	28	
<b>3</b>			<b><u>Self Help Groups (SHG)</u></b>			
	(i)	<b>01E01</b>	Formed under SGSY {Number}	**	8,442	
	(ii)	<b>01E02</b>	To whom income generating activities provided {Number}	8,644	8,534	99
<b>4</b>			<b><u>Distribution of waste land to the landless</u></b>			
	(i)	<b>03E01</b>	Total Land Distributed {Hectare}	**	0	
	(ii)	<b>03E02</b>	Land Distributed to SC {Hectare}	**	0	
	(iii)	<b>03E03</b>	Land Distributed to ST {Hectare}	**	0	
	(iv)	<b>03E04</b>	Land Distributed to Others {Hectare}	**	0	
<b>5</b>			<b><u>Minimum Wages Enforcement (including Farm Labour)</u></b>			
	(i)	<b>04B01</b>	Agriculture and Farm Workers: Inspections made {Number}	**	0	
	(ii)	<b>04B02</b>	Agriculture and Farm Workers: Irregularities detected {Number}	**	0	
	(iii)	<b>04B03</b>	Agriculture and Farm Workers: Irregularities rectified {Number}	**	0	
	(iv)	<b>04B04</b>	Agriculture and Farm Workers: Claims filed {Number}	**	0	
	(v)	<b>04B05</b>	Agriculture and Farm Workers: Claims settled {Number}	**	0	
	(vi)	<b>04B06</b>	Agriculture and Farm Workers: Prosecution cases Pending {Number}	**	0	
	(vii)	<b>04B07</b>	Agriculture and Farm Workers: Prosecution cases filed {Number}	**	0	
	(viii)	<b>04B08</b>	Agriculture and Farm Workers: Prosecution cases decided {Number}	**	0	
	(ix)	<b>04B10</b>	Agriculture and Farm Workers: Others {Number}	**	0	
<b>6</b>			<b><u>Food Security</u></b>			
			<b><u>Food security-Targeted Public Distribution system (APL+BPL+AAAY)</u></b>			
	(i)	<b>05A02</b>	Off take {Tonnes}	13,58,652	9,77,751	72
			<b><u>Food security-Targeted Public Distribution system (only AAAY)</u></b>			
	(ii)	<b>05B02</b>	Off take {Tonnes}	3,85,524	3,70,771	96
			<b><u>Food Security - Targeted Public Distribution System (Only BPL)</u></b>			
	(iii)	<b>05D02</b>	Off take {Tonnes}	6,19,968	5,91,601	95
<b>7</b>			<b><u>Rural Housing - Indira Awaas Yojana</u></b>			
	(i)	<b>06A01</b>	Houses constructed {Number}	69,503	69,910	101
<b>8</b>			<b><u>EWS/LIG Houses in Urban Areas</u></b>			
	(i)	<b>06B01</b>	Houses constructed {Number}	5,000	6,133	123
<b>9</b>			<b><u>Rural Areas: National Rural Drinking Water Programme (NRDWP)</u></b>			
	(i)	<b>07A03</b>	Habitations covered (Partially covered & Slipped back) {Number}	10,524	4,393	42
	(ii)	<b>07A04</b>	Coverage of water quality affected habitations {Number}	367	289	79

**JHARKHAND**

Sl. No.	Sub.Sl. No.	Item Code	Item/Parameter Name {Units}	Target	Achievement	Percent Achievement
				April,2012-March,2013	April,2012-March,2013	
(1)	(2)	(3)	(4)	(5)	(6)	(6)/(5)
<b>10</b>			<b><u>Sanitation Programme in Rural Areas</u></b>			
	(i)	<b>08D01</b>	Individual Household latrines constructed {Number}	**	48,500	
<b>11</b>			<b><u>Institutional Delivery</u></b>			
	(i)	<b>08E01</b>	Delivery in institutions {Number}	**	3,74,020	
<b>12</b>			<b><u>SC Families Assisted</u></b>			
	(i)	<b>10A01</b>	SC Families Assisted {Number}	28,385	5,34,563	1,883
<b>13</b>			<b><u>Universalization of ICDS Scheme</u></b>			
	(i)	<b>12A01</b>	ICDS Blocks Operational (Cumulative) {Number}	206	204	99
<b>14</b>			<b><u>Functional Anganwadis</u></b>			
	(i)	<b>12B01</b>	Anganwadis Functional (Cumulative) {Number}	38,252	38,365	100
<b>15</b>			<b><u>No. of Urban poor families assisted under Seven Point Charter</u></b>			
	(i)	<b>14A01</b>	Poor Families Assisted {Number}	7,500	2,504	33
<b>16</b>			<b><u>Afforestation ( Public and Forest Lands)</u></b>			
	(i)	<b>15A01</b>	Area Covered under Plantation {Hectares}	46,200	10,746	23
	(ii)	<b>15A02</b>	Seedlings planted {Number}	3,00,30,000	1,84,36,988	61
<b>17</b>			<b><u>Rural Roads - PMGSY</u></b>			
	(i)	<b>17A01</b>	Length of Road Constructed {Kilometer}	2,010	1,237	62
<b>18</b>			<b><u>Rajiv Gandhi Grameen Vidyutikaran Yojana</u></b>			
	(i)	<b>18B01</b>	Villages electrified {Number}	2,141	3,198	149
<b>19</b>			<b><u>Energising pump sets</u></b>			
	(i)	<b>18D01</b>	Pumps sets energized {Number}	22,000	2,404	11
<b>20</b>			<b><u>Supply of Electricity</u></b>			
	(i)	<b>18E02</b>	Electricity supplied {Million Units}	7,042	6,765	96

**Note:**

\* - Target Not Received.

\*\* - Non-Targetable.

**1 Very Good(90% or above of targets)**

01B01, 01E02, 05B02, 05D02, 06A01, 06B01, 10A01, 12A01, 12B01, 18B01, 18E02

**2 Poor(Below 80% of targets)**

05A02, 07A03, 07A04, 14A01, 15A01, 15A02, 17A01, 18D01

**KARNATAKA**

Sl. No.	Sub.Sl. No.	Item Code	Item/Parameter Name {Units}	Target	Achievement	Percent Achievement
				April,2012-March,2013	April,2012-March,2013	
(1)	(2)	(3)	(4)	(5)	(6)	(6)/(5)
<b><u>Employment generation under the NREG Scheme</u></b>						
1	(i)	<b>01A01</b>	No. of job cards issued {Number}	**	1,98,970	
2	(ii)	<b>01A02</b>	Employment generated {Number}	**	6,19,48,000	
3	(iii)	<b>01A03</b>	Wages given {Rupees}	**	14,25,40,64,000	
<b><u>Swaranjayanti Gram Swarozgar Yojana</u></b>						
4	(i)	<b>01B01</b>	Individual Swarozgaries Assisted {Number}	3,990	2,422	61
5	(ii)	<b>01B02</b>	Individual SC Swarozgaries Assisted {Number}	**	625	
6	(iii)	<b>01B03</b>	Individual ST Swarozgaries Assisted {Number}	**	253	
7	(iv)	<b>01B04</b>	Individual Women Swarozgaries Assisted {Number}	**	691	
8	(v)	<b>01B05</b>	Individual Disabled Swarozgaries Assisted {Number}	**	2,004	
<b><u>Self Help Groups (SHG)</u></b>						
9	(i)	<b>01E01</b>	Formed under SGSY {Number}	**	9,080	
10	(ii)	<b>01E02</b>	To whom income generating activities provided {Number}	7,277	2,422	33
<b><u>Distribution of waste land to the landless</u></b>						
11	(i)	<b>03E01</b>	Total Land Distributed {Hectare}	**	586	
12	(ii)	<b>03E02</b>	Land Distributed to SC {Hectare}	**	478	
13	(iii)	<b>03E03</b>	Land Distributed to ST {Hectare}	**	108	
14	(iv)	<b>03E04</b>	Land Distributed to Others {Hectare}	**	0	
<b><u>Minimum Wages Enforcement (including Farm Labour)</u></b>						
15	(i)	<b>04B01</b>	Agriculture and Farm Workers: Inspections made {Number}	**	0	
16	(ii)	<b>04B02</b>	Agriculture and Farm Workers: Irregularities detected {Number}	**	0	
17	(iii)	<b>04B03</b>	Agriculture and Farm Workers: Irregularities rectified {Number}	**	0	
18	(iv)	<b>04B04</b>	Agriculture and Farm Workers: Claims filed {Number}	**	0	
19	(v)	<b>04B05</b>	Agriculture and Farm Workers: Claims settled {Number}	**	0	
20	(vi)	<b>04B06</b>	Agriculture and Farm Workers: Prosecution cases Pending {Number}	**	0	
21	(vii)	<b>04B07</b>	Agriculture and Farm Workers: Prosecution cases filed {Number}	**	0	
22	(viii)	<b>04B08</b>	Agriculture and Farm Workers: Prosecution cases decided {Number}	**	0	
23	(ix)	<b>04B10</b>	Agriculture and Farm Workers: Others {Number}	**	0	
<b><u>Food security-Targeted Public Distribution system (APL+BPL+AAY)</u></b>						
24	(i)	<b>05A02</b>	Off take {Tonnes}	28,06,928	23,04,402	82
<b><u>Food security-Targeted Public Distribution system (only AAY)</u></b>						
25	(i)	<b>05B02</b>	Off take {Tonnes}	4,77,816	4,33,960	91
<b><u>Food Security - Targeted Public Distribution System (Only BPL)</u></b>						
26	(i)	<b>05D02</b>	Off take {Tonnes}	8,36,460	8,19,167	98
<b><u>Rural Housing - Indira Awaas Yojana</u></b>						
27	(i)	<b>06A01</b>	Houses constructed {Number}	1,07,210	1,08,493	101
<b><u>EWS/LIG Houses in Urban Areas</u></b>						
28	(i)	<b>06B01</b>	Houses constructed {Number}	2,500	12,785	511
<b><u>Rural Areas: National Rural Drinking Water Programme (NRDWP)</u></b>						

**KARNATAKA**

Sl. No.	Sub.Sl. No.	Item Code	Item/Parameter Name {Units}	Target	Achievement	Percent Achievement
				April,2012-March,2013	April,2012-March,2013	
(1)	(2)	(3)	(4)	(5)	(6)	(6)/(5)
29	(i)	<b>07A03</b>	Habitations covered (Partially covered & Slipped back) {Number}	3,926	7,381	188
30	(ii)	<b>07A04</b>	Coverage of water quality affected habitations {Number}	2,091	2,021	97
<b><u>Sanitation Programme in Rural Areas</u></b>						
31	(i)	<b>08D01</b>	Individual Household latrines constructed {Number}	**	2,96,429	
<b><u>Institutional Delivery</u></b>						
32	(i)	<b>08E01</b>	Delivery in institutions {Number}	**	8,37,276	
<b><u>SC Families Assisted</u></b>						
33	(i)	<b>10A01</b>	SC Families Assisted {Number}	3,91,580	5,11,620	131
<b><u>Universalization of ICDS Scheme</u></b>						
34	(i)	<b>12A01</b>	ICDS Blocks Operational (Cumulative) {Number}	186	204	110
<b><u>Functional Anganwadis</u></b>						
35	(i)	<b>12B01</b>	Anganwadis Functional (Cumulative) {Number}	63,377	64,513	102
<b><u>No. of Urban poor families assisted under Seven Point Charter</u></b>						
36	(i)	<b>14A01</b>	Poor Families Assisted {Number}	3,750	3,800	101
<b><u>Afforestation ( Public and Forest Lands)</u></b>						
37	(i)	<b>15A01</b>	Area Covered under Plantation {Hectares}	67,000	80,385	120
38	(ii)	<b>15A02</b>	Seedlings planted {Number}	4,35,50,000	6,91,18,000	159
<b><u>Rural Roads - PMGSY</u></b>						
39	(i)	<b>17A01</b>	Length of Road Constructed {Kilometer}	205	359	175
<b><u>Energising pump sets</u></b>						
40	(i)	<b>18D01</b>	Pumps sets energized {Number}	38,602	69,283	179
<b><u>Supply of Electricity</u></b>						
41	(i)	<b>18E02</b>	Electricity supplied {Million Units}	66,274	57,044	86

**Note:**

\* - Target Not Received.

\*\* - Non-Targetable.

**1 Very Good(90% or above of targets)**

05B02, 05D02, 06A01, 06B01, 07A03, 07A04, 10A01, 12A01, 12B01, 14A01, 15A01, 15A02, 17A01, 18D01

**2 Good(Between 80% to 90% targets)**

05A02, 18E02

**3 Poor(Below 80% of targets)**

01B01, 01E02



**KERALA**

Sl. No.	Sub.Sl. No.	Item Code	Item/Parameter Name {Units}	Target	Achievement	Percent Achievement
				April,2012-March,2013	April,2012-March,2013	
(1)	(2)	(3)	(4)	(5)	(6)	(6)/(5)
<b><u>Employment generation under the NREG Scheme</u></b>						
1	(i)	<b>01A01</b>	No. of job cards issued {Number}	**	6,64,733	
2	(ii)	<b>01A02</b>	Employment generated {Number}	**	8,35,61,336	
3	(iii)	<b>01A03</b>	Wages given {Rupees}	**	13,14,67,50,000	
<b><u>Swaranjayanti Gram Swarojgar Yojana</u></b>						
4	(i)	<b>01B01</b>	Individual Swarozgaries Assisted {Number}	1,790	67	4
5	(ii)	<b>01B02</b>	Individual SC Swarozgaries Assisted {Number}	**	56	
6	(iii)	<b>01B03</b>	Individual ST Swarozgaries Assisted {Number}	**	0	
7	(iv)	<b>01B04</b>	Individual Women Swarozgaries Assisted {Number}	**	53	
8	(v)	<b>01B05</b>	Individual Disabled Swarozgaries Assisted {Number}	**	6	
<b><u>Self Help Groups (SHG)</u></b>						
9	(i)	<b>01E01</b>	Formed under SGSY {Number}	**	0	
10	(ii)	<b>01E02</b>	To whom income generating activities provided {Number}	3,265	160	5
<b><u>Distribution of waste land to the landless</u></b>						
11	(i)	<b>03E01</b>	Total Land Distributed {Hectare}	**	0	
12	(ii)	<b>03E02</b>	Land Distributed to SC {Hectare}	**	0	
13	(iii)	<b>03E03</b>	Land Distributed to ST {Hectare}	**	0	
14	(iv)	<b>03E04</b>	Land Distributed to Others {Hectare}	**	0	
<b><u>Minimum Wages Enforcement (including Farm Labour)</u></b>						
15	(i)	<b>04B01</b>	Agriculture and Farm Workers: Inspections made {Number}	**	0	
16	(ii)	<b>04B02</b>	Agriculture and Farm Workers: Irregularities detected {Number}	**	0	
17	(iii)	<b>04B03</b>	Agriculture and Farm Workers: Irregularities rectified {Number}	**	0	
18	(iv)	<b>04B04</b>	Agriculture and Farm Workers: Claims filed {Number}	**	0	
19	(v)	<b>04B05</b>	Agriculture and Farm Workers: Claims settled {Number}	**	0	
20	(vi)	<b>04B06</b>	Agriculture and Farm Workers: Prosecution cases Pending {Number}	**	0	
21	(vii)	<b>04B07</b>	Agriculture and Farm Workers: Prosecution cases filed {Number}	**	0	
22	(viii)	<b>04B08</b>	Agriculture and Farm Workers: Prosecution cases decided {Number}	**	0	
23	(ix)	<b>04B10</b>	Agriculture and Farm Workers: Others {Number}	**	0	
<b><u>Food security-Targeted Public Distribution system (APL+BPL+AAAY)</u></b>						
24	(i)	<b>05A02</b>	Off take {Tonnes}	14,72,688	14,73,184	100
<b><u>Food security-Targeted Public Distribution system (only AAAY)</u></b>						
25	(i)	<b>05B02</b>	Off take {Tonnes}	2,50,260	2,50,045	100
<b><u>Food Security - Targeted Public Distribution System (Only BPL)</u></b>						
26	(i)	<b>05D02</b>	Off take {Tonnes}	4,02,348	4,00,476	100
<b><u>Rural Housing - Indira Awaas Yojana</u></b>						
27	(i)	<b>06A01</b>	Houses constructed {Number}	59,620	43,607	73
<b><u>EWS/LIG Houses in Urban Areas</u></b>						
28	(i)	<b>06B01</b>	Houses constructed {Number}	5,000	311	6
<b><u>Rural Areas: National Rural Drinking Water Programme (NRDWP)</u></b>						

**KERALA**

Sl. No.	Sub.Sl. No.	Item Code	Item/Parameter Name {Units}	Target	Achievement	Percent Achievement
				April,2012-March,2013	April,2012-March,2013	
(1)	(2)	(3)	(4)	(5)	(6)	(6)/(5)
29	(i)	<b>07A03</b>	Habitations covered (Partially covered & Slipped back) {Number}	414	633	153
30	(ii)	<b>07A04</b>	Coverage of water quality affected habitations {Number}	58	29	50
<b><u>Sanitation Programme in Rural Areas</u></b>						
31	(i)	<b>08D01</b>	Individual Household latrines constructed {Number}	**	5,674	
<b><u>Institutional Delivery</u></b>						
32	(i)	<b>08E01</b>	Delivery in institutions {Number}	**	4,71,768	
<b><u>SC Families Assisted</u></b>						
33	(i)	<b>10A01</b>	SC Families Assisted {Number}	1,42,953	34,792	24
<b><u>Universalization of ICDS Scheme</u></b>						
34	(i)	<b>12A01</b>	ICDS Blocks Operational (Cumulative) {Number}	258	258	100
<b><u>Functional Anganwadis</u></b>						
35	(i)	<b>12B01</b>	Anganwadis Functional (Cumulative) {Number}	33,102	33,108	100
<b><u>No. of Urban poor families assisted under Seven Point Charter</u></b>						
36	(i)	<b>14A01</b>	Poor Families Assisted {Number}	7,500	7,214	96
<b><u>Afforestation ( Public and Forest Lands)</u></b>						
37	(i)	<b>15A01</b>	Area Covered under Plantation {Hectares}	3,950	10,154	257
38	(ii)	<b>15A02</b>	Seedlings planted {Number}	25,68,000	1,62,63,544	633
<b><u>Rural Roads - PMGSY</u></b>						
39	(i)	<b>17A01</b>	Length of Road Constructed {Kilometer}	390	109	28
<b><u>Energising pump sets</u></b>						
40	(i)	<b>18D01</b>	Pumps sets energized {Number}	12,000	11,211	93
<b><u>Supply of Electricity</u></b>						
41	(i)	<b>18E02</b>	Electricity supplied {Million Units}	21,243	20,391	96

**Note:**

\* - Target Not Received.

\*\* - Non-Targetable.

**1 Very Good(90% or above of targets)**

05A02, 05B02, 05D02, 07A03, 12A01, 12B01, 14A01, 15A01, 15A02, 18D01, 18E02

**2 Poor(Below 80% of targets)**

01B01, 01E02, 06A01, 06B01, 07A04, 10A01, 17A01

**MADHYA PRADESH**

Sl. No.	Sub.Sl. No.	Item Code	Item/Parameter Name {Units}	Target	Achievement	Percent Achievement
				April,2012-March,2013	April,2012-March,2013	
(1)	(2)	(3)	(4)	(5)	(6)	(6)/(5)
<b><u>Employment generation under the NREG Scheme</u></b>						
1	(i)	<b>01A01</b>	No. of job cards issued {Number}	**	2,22,623	
2	(ii)	<b>01A02</b>	Employment generated {Number}	**	16,08,66,000	
3	(iii)	<b>01A03</b>	Wages given {Rupees}	**	19,58,93,000	
<b><u>Swaranjayanti Gram Swarojgar Yojana</u></b>						
4	(i)	<b>01B01</b>	Individual Swarozgaries Assisted {Number}	5,980	56,078	938
5	(ii)	<b>01B02</b>	Individual SC Swarozgaries Assisted {Number}	**	14,480	
6	(iii)	<b>01B03</b>	Individual ST Swarozgaries Assisted {Number}	**	16,896	
7	(iv)	<b>01B04</b>	Individual Women Swarozgaries Assisted {Number}	**	34,579	
8	(v)	<b>01B05</b>	Individual Disabled Swarozgaries Assisted {Number}	**	1,635	
<b><u>Self Help Groups (SHG)</u></b>						
9	(i)	<b>01E01</b>	Formed under SGSY {Number}	**	5,708	
10	(ii)	<b>01E02</b>	To whom income generating activities provided {Number}	10,908	7,720	71
<b><u>Distribution of waste land to the landless</u></b>						
11	(i)	<b>03E01</b>	Total Land Distributed {Hectare}	**	0	
12	(ii)	<b>03E02</b>	Land Distributed to SC {Hectare}	**	0	
13	(iii)	<b>03E03</b>	Land Distributed to ST {Hectare}	**	0	
14	(iv)	<b>03E04</b>	Land Distributed to Others {Hectare}	**	0	
<b><u>Minimum Wages Enforcement (including Farm Labour)</u></b>						
15	(i)	<b>04B01</b>	Agriculture and Farm Workers: Inspections made {Number}	**	0	
16	(ii)	<b>04B02</b>	Agriculture and Farm Workers: Irregularities detected {Number}	**	0	
17	(iii)	<b>04B03</b>	Agriculture and Farm Workers: Irregularities rectified {Number}	**	0	
18	(iv)	<b>04B04</b>	Agriculture and Farm Workers: Claims filed {Number}	**	0	
19	(v)	<b>04B05</b>	Agriculture and Farm Workers: Claims settled {Number}	**	0	
20	(vi)	<b>04B06</b>	Agriculture and Farm Workers: Prosecution cases Pending {Number}	**	0	
21	(vii)	<b>04B07</b>	Agriculture and Farm Workers: Prosecution cases filed {Number}	**	0	
22	(viii)	<b>04B08</b>	Agriculture and Farm Workers: Prosecution cases decided {Number}	**	0	
23	(ix)	<b>04B10</b>	Agriculture and Farm Workers: Others {Number}	**	0	
<b><u>Food security-Targeted Public Distribution system (APL+BPL+AAAY)</u></b>						
24	(i)	<b>05A02</b>	Off take {Tonnes}	27,36,426	35,51,778	130
<b><u>Food security-Targeted Public Distribution system (only AAAY)</u></b>						
25	(i)	<b>05B02</b>	Off take {Tonnes}	6,64,260	8,14,104	123
<b><u>Food Security - Targeted Public Distribution System (Only BPL)</u></b>						
26	(i)	<b>05D02</b>	Off take {Tonnes}	10,68,126	19,64,368	184
<b><u>Rural Housing - Indira Awaas Yojana</u></b>						
27	(i)	<b>06A01</b>	Houses constructed {Number}	84,358	67,695	80
<b><u>EWS/LIG Houses in Urban Areas</u></b>						
28	(i)	<b>06B01</b>	Houses constructed {Number}	12,500	7,800	62
<b><u>Rural Areas: National Rural Drinking Water Programme (NRDWP)</u></b>						

**MADHYA PRADESH**

Sl. No.	Sub.Sl. No.	Item Code	Item/Parameter Name {Units}	Target	Achievement	Percent Achievement
				April,2012-March,2013	April,2012-March,2013	
(1)	(2)	(3)	(4)	(5)	(6)	(6)/(5)
29	(i)	<b>07A03</b>	Habitations covered (Partially covered & Slipped back) {Number}	10,520	16,534	157
30	(ii)	<b>07A04</b>	Coverage of water quality affected habitations {Number}	787	949	121
<b><u>Sanitation Programme in Rural Areas</u></b>						
31	(i)	<b>08D01</b>	Individual Household latrines constructed {Number}	**	5,58,189	
<b><u>Institutional Delivery</u></b>						
32	(i)	<b>08E01</b>	Delivery in institutions {Number}	**	11,54,334	
<b><u>SC Families Assisted</u></b>						
33	(i)	<b>10A01</b>	SC Families Assisted {Number}	3,15,694	2,76,180	87
<b><u>Universalization of ICDS Scheme</u></b>						
34	(i)	<b>12A01</b>	ICDS Blocks Operational (Cumulative) {Number}	453	453	100
<b><u>Functional Anganwadis</u></b>						
35	(i)	<b>12B01</b>	Anganwadis Functional (Cumulative) {Number}	90,999	90,686	100
<b><u>No. of Urban poor families assisted under Seven Point Charter</u></b>						
36	(i)	<b>14A01</b>	Poor Families Assisted {Number}	18,750	11,799	63
<b><u>Afforestation ( Public and Forest Lands)</u></b>						
37	(i)	<b>15A01</b>	Area Covered under Plantation {Hectares}	1,10,700	1,19,580	108
38	(ii)	<b>15A02</b>	Seedlings planted {Number}	7,19,55,000	7,77,27,000	108
<b><u>Rural Roads - PMGSY</u></b>						
39	(i)	<b>17A01</b>	Length of Road Constructed {Kilometer}	2,760	2,754	100
<b><u>Rajiv Gandhi Grameen Vidyutikaran Yojana</u></b>						
40	(i)	<b>18B01</b>	Villages electrified {Number}	492	1,683	342
<b><u>Energising pump sets</u></b>						
41	(i)	<b>18D01</b>	Pumps sets energized {Number}	17,237	69,088	401
<b><u>Supply of Electricity</u></b>						
42	(i)	<b>18E02</b>	Electricity supplied {Million Units}	51,783	46,829	90

**Note:**

\* - Target Not Received.

\*\* - Non-Targetable.

**1 Very Good(90% or above of targets)**

01B01, 05A02, 05B02, 05D02, 07A03, 07A04, 12A01, 12B01, 15A01, 15A02, 17A01, 18B01, 18D01, 18E02

**2 Good(Between 80% to 90% targets)**

06A01, 10A01

**3 Poor(Below 80% of targets)**

01E02, 06B01, 14A01

**MAHARASHTRA**

Sl. No.	Sub.Sl. No.	Item Code	Item/Parameter Name {Units}	Target April,2012- March,2013	Achievement April,2012- March,2013	Percent Achievement
(1)	(2)	(3)	(4)	(5)	(6)	(6)/(5)
<b><u>Employment generation under the NREG Scheme</u></b>						
1	(i)	<b>01A01</b>	No. of job cards issued {Number}	**	4,20,236	
2	(ii)	<b>01A02</b>	Employment generated {Number}	**	77,34,92,280	
3	(iii)	<b>01A03</b>	Wages given {Rupees}	**	14,01,31,32,000	
<b><u>Swaranjayanti Gram Swarozgar Yojana</u></b>						
4	(i)	<b>01B01</b>	Individual Swarozgaries Assisted {Number}	7,886	2,762	35
5	(ii)	<b>01B02</b>	Individual SC Swarozgaries Assisted {Number}	**	1,092	
6	(iii)	<b>01B03</b>	Individual ST Swarozgaries Assisted {Number}	**	357	
7	(iv)	<b>01B04</b>	Individual Women Swarozgaries Assisted {Number}	**	866	
8	(v)	<b>01B05</b>	Individual Disabled Swarozgaries Assisted {Number}	**	130	
<b><u>Self Help Groups (SHG)</u></b>						
9	(i)	<b>01E01</b>	Formed under SGSY {Number}	**	1,989	
10	(ii)	<b>01E02</b>	To whom income generating activities provided {Number}	14,384	5,677	39
<b><u>Distribution of waste land to the landless</u></b>						
11	(i)	<b>03E01</b>	Total Land Distributed {Hectare}	**	0	
12	(ii)	<b>03E02</b>	Land Distributed to SC {Hectare}	**	0	
13	(iii)	<b>03E03</b>	Land Distributed to ST {Hectare}	**	0	
14	(iv)	<b>03E04</b>	Land Distributed to Others {Hectare}	**	0	
<b><u>Minimum Wages Enforcement (including Farm Labour)</u></b>						
15	(i)	<b>04B01</b>	Agriculture and Farm Workers: Inspections made {Number}	**	0	
16	(ii)	<b>04B02</b>	Agriculture and Farm Workers: Irregularities detected {Number}	**	0	
17	(iii)	<b>04B03</b>	Agriculture and Farm Workers: Irregularities rectified {Number}	**	0	
18	(iv)	<b>04B04</b>	Agriculture and Farm Workers: Claims filed {Number}	**	0	
19	(v)	<b>04B05</b>	Agriculture and Farm Workers: Claims settled {Number}	**	0	
20	(vi)	<b>04B06</b>	Agriculture and Farm Workers: Prosecution cases Pending {Number}	**	0	
21	(vii)	<b>04B07</b>	Agriculture and Farm Workers: Prosecution cases filed {Number}	**	0	
22	(viii)	<b>04B08</b>	Agriculture and Farm Workers: Prosecution cases decided {Number}	**	0	
23	(ix)	<b>04B10</b>	Agriculture and Farm Workers: Others {Number}	**	0	
<b><u>Food security-Targeted Public Distribution system (APL+BPL+AAF)</u></b>						
24	(i)	<b>05A02</b>	Off take {Tonnes}	48,19,044	37,24,189	77
<b><u>Food security-Targeted Public Distribution system (only AAF)</u></b>						
25	(i)	<b>05B02</b>	Off take {Tonnes}	10,34,880	9,49,458	92
<b><u>Food Security - Targeted Public Distribution System (Only BPL)</u></b>						
26	(i)	<b>05D02</b>	Off take {Tonnes}	17,09,424	16,10,469	94
<b><u>Rural Housing - Indira Awaas Yojana</u></b>						
27	(i)	<b>06A01</b>	Houses constructed {Number}	1,67,379	1,45,178	87
<b><u>EWS/LIG Houses in Urban Areas</u></b>						
28	(i)	<b>06B01</b>	Houses constructed {Number}	40,000	21,788	54
<b><u>Rural Areas: National Rural Drinking Water Programme (NRDWP)</u></b>						

**MAHARASHTRA**

Sl. No.	Sub.Sl. No.	Item Code	Item/Parameter Name {Units}	Target April,2012- March,2013	Achievement April,2012- March,2013	Percent Achievement
(1)	(2)	(3)	(4)	(5)	(6)	(6)/(5)
29	(i)	<b>07A03</b>	Habitations covered (Partially covered & Slipped back) {Number}	3,244	4,058	125
30	(ii)	<b>07A04</b>	Coverage of water quality affected habitations {Number}	730	579	79
<b><u>Sanitation Programme in Rural Areas</u></b>						
31	(i)	<b>08D01</b>	Individual Household latrines constructed {Number}	**	1,89,306	
<b><u>Institutional Delivery</u></b>						
32	(i)	<b>08E01</b>	Delivery in institutions {Number}	**	20,42,302	
<b><u>SC Families Assisted</u></b>						
33	(i)	<b>10A01</b>	SC Families Assisted {Number}	6,67,471	2,80,058	42
<b><u>Universalization of ICDS Scheme</u></b>						
34	(i)	<b>12A01</b>	ICDS Blocks Operational (Cumulative) {Number}	553	553	100
<b><u>Functional Anganwadis</u></b>						
35	(i)	<b>12B01</b>	Anganwadis Functional (Cumulative) {Number}	1,08,784	96,426	89
<b><u>No. of Urban poor families assisted under Seven Point Charter</u></b>						
36	(i)	<b>14A01</b>	Poor Families Assisted {Number}	60,000	31,886	53
<b><u>Afforestation ( Public and Forest Lands)</u></b>						
37	(i)	<b>15A01</b>	Area Covered under Plantation {Hectares}	1,22,900	1,88,968	154
38	(ii)	<b>15A02</b>	Seedlings planted {Number}	7,98,85,000	15,75,16,000	197
<b><u>Rural Roads - PMGSY</u></b>						
39	(i)	<b>17A01</b>	Length of Road Constructed {Kilometer}	680	650	96
<b><u>Supply of Electricity</u></b>						
40	(i)	<b>18E02</b>	Electricity supplied {Million Units}	1,23,984	1,19,972	97

**Note:**

\* - Target Not Received.

\*\* - Non-Targetable.

**1 Very Good(90% or above of targets)**

05B02, 05D02, 07A03, 12A01, 15A01, 15A02, 17A01, 18E02

**2 Good(Between 80% to 90% targets)**

06A01, 12B01

**3 Poor(Below 80% of targets)**

01B01, 01E02, 05A02, 06B01, 07A04, 10A01, 14A01

**MANIPUR**

Sl. No.	Sub.Sl. No.	Item Code	Item/Parameter Name {Units}	Target April,2012- March,2013	Achievement April,2012- March,2013	Percent Achievement
(1)	(2)	(3)	(4)	(5)	(6)	(6)/(5)
<b><u>Employment generation under the NREG Scheme</u></b>						
1	(i)	<b>01A01</b>	No. of job cards issued {Number}	**	40,495	
2	(ii)	<b>01A02</b>	Employment generated {Number}	**	3,05,52,000	
3	(iii)	<b>01A03</b>	Wages given {Rupees}	**	4,06,02,50,000	
<b><u>Swaranjayanti Gram Swarozgar Yojana</u></b>						
4	(i)	<b>01B01</b>	Individual Swarozgaries Assisted {Number}	411	67	16
5	(ii)	<b>01B02</b>	Individual SC Swarozgaries Assisted {Number}	**	0	
6	(iii)	<b>01B03</b>	Individual ST Swarozgaries Assisted {Number}	**	0	
7	(iv)	<b>01B04</b>	Individual Women Swarozgaries Assisted {Number}	**	0	
8	(v)	<b>01B05</b>	Individual Disabled Swarozgaries Assisted {Number}	**	0	
<b><u>Self Help Groups (SHG)</u></b>						
9	(i)	<b>01E01</b>	Formed under SGSY {Number}	**	315	
10	(ii)	<b>01E02</b>	To whom income generating activities provided {Number}	750	725	97
<b><u>Distribution of waste land to the landless</u></b>						
11	(i)	<b>03E01</b>	Total Land Distributed {Hectare}	**	0	
12	(ii)	<b>03E02</b>	Land Distributed to SC {Hectare}	**	0	
13	(iii)	<b>03E03</b>	Land Distributed to ST {Hectare}	**	0	
14	(iv)	<b>03E04</b>	Land Distributed to Others {Hectare}	**	0	
<b><u>Minimum Wages Enforcement (including Farm Labour)</u></b>						
15	(i)	<b>04B01</b>	Agriculture and Farm Workers: Inspections made {Number}	**	155	
16	(ii)	<b>04B02</b>	Agriculture and Farm Workers: Irregularities detected {Number}	**	0	
17	(iii)	<b>04B03</b>	Agriculture and Farm Workers: Irregularities rectified {Number}	**	0	
18	(iv)	<b>04B04</b>	Agriculture and Farm Workers: Claims filed {Number}	**	0	
19	(v)	<b>04B05</b>	Agriculture and Farm Workers: Claims settled {Number}	**	0	
20	(vi)	<b>04B06</b>	Agriculture and Farm Workers: Prosecution cases Pending {Number}	**	0	
21	(vii)	<b>04B07</b>	Agriculture and Farm Workers: Prosecution cases filed {Number}	**	0	
22	(viii)	<b>04B08</b>	Agriculture and Farm Workers: Prosecution cases decided {Number}	**	0	
23	(ix)	<b>04B10</b>	Agriculture and Farm Workers: Others {Number}	**	0	
<b><u>Food security-Targeted Public Distribution system (APL+BPL+AA Y)</u></b>						
24	(i)	<b>05A02</b>	Off take {Tonnes}	1,70,952	1,72,661	101
<b><u>Food security-Targeted Public Distribution system (only AA Y)</u></b>						
25	(i)	<b>05B02</b>	Off take {Tonnes}	26,724	26,704	100
<b><u>Food Security - Targeted Public Distribution System (Only BPL)</u></b>						
26	(i)	<b>05D02</b>	Off take {Tonnes}	43,008	43,431	101
<b><u>Rural Housing - Indira Awaas Yojana</u></b>						
27	(i)	<b>06A01</b>	Houses constructed {Number}	7,238	5,148	71
<b><u>EWS/LIG Houses in Urban Areas</u></b>						
28	(i)	<b>06B01</b>	Houses constructed {Number}	1,000	0	0
<b><u>Rural Areas: National Rural Drinking Water Programme (NRDWP)</u></b>						

**MANIPUR**

Sl. No.	Sub.Sl. No.	Item Code	Item/Parameter Name {Units}	Target	Achievement	Percent Achievement
				April,2012-March,2013	April,2012-March,2013	
(1)	(2)	(3)	(4)	(5)	(6)	(6)/(5)
29	(i)	<b>07A03</b>	Habitations covered (Partially covered & Slipped back) {Number}	163	271	166
			<b><u>Sanitation Programme in Rural Areas</u></b>			
30	(i)	<b>08D01</b>	Individual Household latrines constructed {Number}	**	43,917	
			<b><u>Institutional Delivery</u></b>			
31	(i)	<b>08E01</b>	Delivery in institutions {Number}	**	27,922	
			<b><u>SC Families Assisted</u></b>			
32	(i)	<b>10A01</b>	SC Families Assisted {Number}	5,407	117	2
			<b><u>Universalization of ICDS Scheme</u></b>			
33	(i)	<b>12A01</b>	ICDS Blocks Operational (Cumulative) {Number}	42	42	100
			<b><u>Functional Anganwadis</u></b>			
34	(i)	<b>12B01</b>	Anganwadis Functional (Cumulative) {Number}	10,859	9,805	90
			<b><u>No. of Urban poor families assisted under Seven Point Charter</u></b>			
35	(i)	<b>14A01</b>	Poor Families Assisted {Number}	1,500	0	0
			<b><u>Afforestation ( Public and Forest Lands)</u></b>			
36	(i)	<b>15A01</b>	Area Covered under Plantation {Hectares}	18,000	14,595	81
37	(ii)	<b>15A02</b>	Seedlings planted {Number}	1,17,00,000	1,45,76,012	125
			<b><u>Rural Roads - PMGSY</u></b>			
38	(i)	<b>17A01</b>	Length of Road Constructed {Kilometer}	60	126	210
			<b><u>Rajiv Gandhi Grameen Vidyutikaran Yojana</u></b>			
39	(i)	<b>18B01</b>	Villages electrified {Number}	591	47	8
			<b><u>Supply of Electricity</u></b>			
40	(i)	<b>18E02</b>	Electricity supplied {Million Units}	574	543	95

**Note:**

\* - Target Not Received.

\*\* - Non-Targetable.

**1 Very Good(90% or above of targets)**

01E02, 05A02, 05B02, 05D02, 07A03, 12A01, 12B01, 15A02, 17A01, 18E02

**2 Good(Between 80% to 90% targets)**

15A01

**3 Poor(Below 80% of targets)**

01B01, 06A01, 06B01, 10A01, 14A01, 18B01



**MEGHALAYA**

Sl. No.	Sub.Sl. No.	Item Code	Item/Parameter Name {Units}	Target	Achievement	Percent Achievement
				April,2012-March,2013	April,2012-March,2013	
(1)	(2)	(3)	(4)	(5)	(6)	(6)/(5)
<b><u>Employment generation under the NREG Scheme</u></b>						
1	(i)	<b>01A01</b>	No. of job cards issued {Number}	**	10,951	
2	(ii)	<b>01A02</b>	Employment generated {Number}	**	1,56,76,000	
3	(iii)	<b>01A03</b>	Wages given {Rupees}	**	1,84,39,01,000	
<b><u>Swaranjayanti Gram Swarojgar Yojana</u></b>						
4	(i)	<b>01B01</b>	Individual Swarozgaries Assisted {Number}	461	48	10
5	(ii)	<b>01B02</b>	Individual SC Swarozgaries Assisted {Number}	**	0	
6	(iii)	<b>01B03</b>	Individual ST Swarozgaries Assisted {Number}	**	48	
7	(iv)	<b>01B04</b>	Individual Women Swarozgaries Assisted {Number}	**	18	
8	(v)	<b>01B05</b>	Individual Disabled Swarozgaries Assisted {Number}	**	0	
<b><u>Self Help Groups (SHG)</u></b>						
9	(i)	<b>01E01</b>	Formed under SGSY {Number}	**	463	
10	(ii)	<b>01E02</b>	To whom income generating activities provided {Number}	840	357	42
<b><u>Distribution of waste land to the landless</u></b>						
11	(i)	<b>03E01</b>	Total Land Distributed {Hectare}	**	0	
12	(ii)	<b>03E02</b>	Land Distributed to SC {Hectare}	**	0	
13	(iii)	<b>03E03</b>	Land Distributed to ST {Hectare}	**	0	
14	(iv)	<b>03E04</b>	Land Distributed to Others {Hectare}	**	0	
<b><u>Minimum Wages Enforcement (including Farm Labour)</u></b>						
15	(i)	<b>04B01</b>	Agriculture and Farm Workers: Inspections made {Number}	**	0	
16	(ii)	<b>04B02</b>	Agriculture and Farm Workers: Irregularities detected {Number}	**	0	
17	(iii)	<b>04B03</b>	Agriculture and Farm Workers: Irregularities rectified {Number}	**	0	
18	(iv)	<b>04B04</b>	Agriculture and Farm Workers: Claims filed {Number}	**	0	
19	(v)	<b>04B05</b>	Agriculture and Farm Workers: Claims settled {Number}	**	0	
20	(vi)	<b>04B06</b>	Agriculture and Farm Workers: Prosecution cases Pending {Number}	**	0	
21	(vii)	<b>04B07</b>	Agriculture and Farm Workers: Prosecution cases filed {Number}	**	0	
22	(viii)	<b>04B08</b>	Agriculture and Farm Workers: Prosecution cases decided {Number}	**	0	
23	(ix)	<b>04B10</b>	Agriculture and Farm Workers: Others {Number}	**	0	
<b><u>Food security-Targeted Public Distribution system (APL+BPL+AAY)</u></b>						
24	(i)	<b>05A02</b>	Off take {Tonnes}	1,88,580	1,89,600	101
<b><u>Food security-Targeted Public Distribution system (only AAY)</u></b>						
25	(i)	<b>05B02</b>	Off take {Tonnes}	29,484	29,421	100
<b><u>Food Security - Targeted Public Distribution System (Only BPL)</u></b>						
26	(i)	<b>05D02</b>	Off take {Tonnes}	47,376	47,376	100
<b><u>Rural Housing - Indira Awaas Yojana</u></b>						
27	(i)	<b>06A01</b>	Houses constructed {Number}	12,608	4,646	37
<b><u>EWS/LIG Houses in Urban Areas</u></b>						
28	(i)	<b>06B01</b>	Houses constructed {Number}	250	0	0
<b><u>Rural Areas: National Rural Drinking Water Programme (NRDWP)</u></b>						

**MEGHALAYA**

Sl. No.	Sub.Sl. No.	Item Code	Item/Parameter Name {Units}	Target	Achievement	Percent Achievement
				April,2012-March,2013	April,2012-March,2013	
(1)	(2)	(3)	(4)	(5)	(6)	(6)/(5)
29	(i)	<b>07A03</b>	Habitations covered (Partially covered & Slipped back) {Number}	352	497	141
30	(ii)	<b>07A04</b>	Coverage of water quality affected habitations {Number}	38	13	34
<b><u>Sanitation Programme in Rural Areas</u></b>						
31	(i)	<b>08D01</b>	Individual Household latrines constructed {Number}	**	14,406	
<b><u>Institutional Delivery</u></b>						
32	(i)	<b>08E01</b>	Delivery in institutions {Number}	**	41,073	
<b><u>Universalization of ICDS Scheme</u></b>						
33	(i)	<b>12A01</b>	ICDS Blocks Operational (Cumulative) {Number}	41	41	100
<b><u>Functional Anganwadis</u></b>						
34	(i)	<b>12B01</b>	Anganwadis Functional (Cumulative) {Number}	5,115	5,152	101
<b><u>No. of Urban poor families assisted under Seven Point Charter</u></b>						
35	(i)	<b>14A01</b>	Poor Families Assisted {Number}	375	96	26
<b><u>Afforestation ( Public and Forest Lands)</u></b>						
36	(i)	<b>15A01</b>	Area Covered under Plantation {Hectares}	6,850	4,852	71
37	(ii)	<b>15A02</b>	Seedlings planted {Number}	44,53,000	39,48,255	89
<b><u>Rural Roads - PMGSY</u></b>						
38	(i)	<b>17A01</b>	Length of Road Constructed {Kilometer}	60	48	80
<b><u>Rajiv Gandhi Grameen Vidyutikaran Yojana</u></b>						
39	(i)	<b>18B01</b>	Villages electrified {Number}	1,616	476	29
<b><u>Supply of Electricity</u></b>						
40	(i)	<b>18E02</b>	Electricity supplied {Million Units}	1,828	1,607	88

**Note:**

\* - Target Not Received.

\*\* - Non-Targetable.

**1 Very Good(90% or above of targets)**

05A02, 05B02, 05D02, 07A03, 12A01, 12B01

**2 Good(Between 80% to 90% targets)**

15A02, 17A01, 18E02

**3 Poor(Below 80% of targets)**

01B01, 01E02, 06A01, 06B01, 07A04, 14A01, 15A01, 18B01

**MIZORAM**

Sl. No.	Sub.Sl. No.	Item Code	Item/Parameter Name {Units}	Target	Achievement	Percent Achievement
				April,2012-March,2013	April,2012-March,2013	
(1)	(2)	(3)	(4)	(5)	(6)	(6)/(5)
<b><u>Employment generation under the NREG Scheme</u></b>						
1	(i)	<b>01A01</b>	No. of job cards issued {Number}	**	0	
2	(ii)	<b>01A02</b>	Employment generated {Number}	**	1,55,85,767	
3	(iii)	<b>01A03</b>	Wages given {Rupees}	**	2,11,96,64,400	
<b><u>Swaranjayanti Gram Swarozgar Yojana</u></b>						
4	(i)	<b>01B01</b>	Individual Swarozgaries Assisted {Number}	106	125	118
5	(ii)	<b>01B02</b>	Individual SC Swarozgaries Assisted {Number}	**	1	
6	(iii)	<b>01B03</b>	Individual ST Swarozgaries Assisted {Number}	**	126	
7	(iv)	<b>01B04</b>	Individual Women Swarozgaries Assisted {Number}	**	25	
8	(v)	<b>01B05</b>	Individual Disabled Swarozgaries Assisted {Number}	**	4	
<b><u>Self Help Groups (SHG)</u></b>						
9	(i)	<b>01E01</b>	Formed under SGSY {Number}	**	508	
10	(ii)	<b>01E02</b>	To whom income generating activities provided {Number}	194	84	43
<b><u>Distribution of waste land to the landless</u></b>						
11	(i)	<b>03E01</b>	Total Land Distributed {Hectare}	**	0	
12	(ii)	<b>03E02</b>	Land Distributed to SC {Hectare}	**	0	
13	(iii)	<b>03E03</b>	Land Distributed to ST {Hectare}	**	0	
14	(iv)	<b>03E04</b>	Land Distributed to Others {Hectare}	**	0	
<b><u>Minimum Wages Enforcement (including Farm Labour)</u></b>						
15	(i)	<b>04B01</b>	Agriculture and Farm Workers: Inspections made {Number}	**	0	
16	(ii)	<b>04B02</b>	Agriculture and Farm Workers: Irregularities detected {Number}	**	0	
17	(iii)	<b>04B03</b>	Agriculture and Farm Workers: Irregularities rectified {Number}	**	0	
18	(iv)	<b>04B04</b>	Agriculture and Farm Workers: Claims filed {Number}	**	0	
19	(v)	<b>04B05</b>	Agriculture and Farm Workers: Claims settled {Number}	**	0	
20	(vi)	<b>04B06</b>	Agriculture and Farm Workers: Prosecution cases Pending {Number}	**	0	
21	(vii)	<b>04B07</b>	Agriculture and Farm Workers: Prosecution cases filed {Number}	**	0	
22	(viii)	<b>04B08</b>	Agriculture and Farm Workers: Prosecution cases decided {Number}	**	0	
23	(ix)	<b>04B10</b>	Agriculture and Farm Workers: Others {Number}	**	0	
<b><u>Food security-Targeted Public Distribution system (APL+BPL+AAAY)</u></b>						
24	(i)	<b>05A02</b>	Off take {Tonnes}	70,140	66,538	95
<b><u>Food security-Targeted Public Distribution system (only AAAY)</u></b>						
25	(i)	<b>05B02</b>	Off take {Tonnes}	10,920	10,170	93
<b><u>Food Security - Targeted Public Distribution System (Only BPL)</u></b>						
26	(i)	<b>05D02</b>	Off take {Tonnes}	17,640	16,790	95
<b><u>Rural Housing - Indira Awaas Yojana</u></b>						
27	(i)	<b>06A01</b>	Houses constructed {Number}	2,687	2,396	89
<b><u>EWS/LIG Houses in Urban Areas</u></b>						
28	(i)	<b>06B01</b>	Houses constructed {Number}	500	120	24
<b><u>Rural Areas: National Rural Drinking Water Programme (NRDWP)</u></b>						

**MIZORAM**

Sl. No.	Sub.Sl. No.	Item Code	Item/Parameter Name {Units}	Target	Achievement	Percent Achievement
				April,2012-March,2013	April,2012-March,2013	
(1)	(2)	(3)	(4)	(5)	(6)	(6)/(5)
29	(i)	<b>07A03</b>	Habitations covered (Partially covered & Slipped back) {Number}	37	30	81
			<b><u>Sanitation Programme in Rural Areas</u></b>			
30	(i)	<b>08D01</b>	Individual Household latrines constructed {Number}	**	4,967	
			<b><u>Institutional Delivery</u></b>			
31	(i)	<b>08E01</b>	Delivery in institutions {Number}	**	21,644	
			<b><u>Universalization of ICDS Scheme</u></b>			
32	(i)	<b>12A01</b>	ICDS Blocks Operational (Cumulative) {Number}	27	27	100
			<b><u>Functional Anganwadis</u></b>			
33	(i)	<b>12B01</b>	Anganwadis Functional (Cumulative) {Number}	1,980	1,980	100
			<b><u>No. of Urban poor families assisted under Seven Point Charter</u></b>			
34	(i)	<b>14A01</b>	Poor Families Assisted {Number}	750	0	0
			<b><u>Afforestation ( Public and Forest Lands)</u></b>			
35	(i)	<b>15A01</b>	Area Covered under Plantation {Hectares}	6,250	4,071	65
36	(ii)	<b>15A02</b>	Seedlings planted {Number}	40,63,000	15,12,950	37
			<b><u>Rural Roads - PMGSY</u></b>			
37	(i)	<b>17A01</b>	Length of Road Constructed {Kilometer}	120	97	81
			<b><u>Rajiv Gandhi Grameen Vidyutikaran Yojana</u></b>			
38	(i)	<b>18B01</b>	Villages electrified {Number}	81	5	6
			<b><u>Supply of Electricity</u></b>			
39	(i)	<b>18E02</b>	Electricity supplied {Million Units}	406	378	93

**Note:**

\* - Target Not Received.

\*\* - Non-Targetable.

**1 Very Good(90% or above of targets)**

01B01, 05A02, 05B02, 05D02, 12A01, 12B01, 18E02

**2 Good(Between 80% to 90% targets)**

06A01, 07A03, 17A01

**3 Poor(Below 80% of targets)**

01E02, 06B01, 14A01, 15A01, 15A02, 18B01

**NAGALAND**

Sl. No.	Sub.Sl. No.	Item Code	Item/Parameter Name {Units}	Target	Achievement	Percent Achievement
				April,2012-March,2013	April,2012-March,2013	
(1)	(2)	(3)	(4)	(5)	(6)	(6)/(5)
<b>1</b>			<b><u>Employment generation under the NREG Scheme</u></b>			
	(i)	<b>01A01</b>	No. of job cards issued {Number}	**	10,144	
	(ii)	<b>01A02</b>	Employment generated {Number}	**	1,35,55,000	
	(iii)	<b>01A03</b>	Wages given {Rupees}	**	1,55,55,78,000	
<b>2</b>			<b><u>Swaranjavanti Gram Swarojgar Yojana</u></b>			
	(i)	<b>01B01</b>	Individual Swarozgaries Assisted {Number}	316	186	59
	(ii)	<b>01B02</b>	Individual SC Swarozgaries Assisted {Number}	**	0	
	(iii)	<b>01B03</b>	Individual ST Swarozgaries Assisted {Number}	**	73	
	(iv)	<b>01B04</b>	Individual Women Swarozgaries Assisted {Number}	**	98	
	(v)	<b>01B05</b>	Individual Disabled Swarozgaries Assisted {Number}	**	15	
<b>3</b>			<b><u>Self Help Groups (SHG)</u></b>			
	(i)	<b>01E01</b>	Formed under SGSY {Number}	**	264	
	(ii)	<b>01E02</b>	To whom income generating activities provided {Number}	576	0	0
<b>4</b>			<b><u>Distribution of waste land to the landless</u></b>			
	(i)	<b>03E01</b>	Total Land Distributed {Hectare}	**	0	
	(ii)	<b>03E02</b>	Land Distributed to SC {Hectare}	**	0	
	(iii)	<b>03E03</b>	Land Distributed to ST {Hectare}	**	0	
	(iv)	<b>03E04</b>	Land Distributed to Others {Hectare}	**	0	
<b>5</b>			<b><u>Minimum Wages Enforcement (including Farm Labour)</u></b>			
	(i)	<b>04B01</b>	Agriculture and Farm Workers: Inspections made {Number}	**	0	
	(ii)	<b>04B02</b>	Agriculture and Farm Workers: Irregularities detected {Number}	**	0	
	(iii)	<b>04B03</b>	Agriculture and Farm Workers: Irregularities rectified {Number}	**	0	
	(iv)	<b>04B04</b>	Agriculture and Farm Workers: Claims filed {Number}	**	0	
	(v)	<b>04B05</b>	Agriculture and Farm Workers: Claims settled {Number}	**	0	
	(vi)	<b>04B06</b>	Agriculture and Farm Workers: Prosecution cases Pending {Number}	**	0	
	(vii)	<b>04B07</b>	Agriculture and Farm Workers: Prosecution cases filed {Number}	**	0	
	(viii)	<b>04B08</b>	Agriculture and Farm Workers: Prosecution cases decided {Number}	**	0	
	(ix)	<b>04B10</b>	Agriculture and Farm Workers: Others {Number}	**	0	
<b>6</b>			<b><u>Food Security</u></b>			
			<b><u>Food security-Targeted Public Distribution system (APL+BPL+AAAY)</u></b>			
	(i)	<b>05A02</b>	Off take {Tonnes}	1,26,876	1,35,953	107
			<b><u>Food security-Targeted Public Distribution system (only AAY)</u></b>			
	(ii)	<b>05B02</b>	Off take {Tonnes}	19,968	22,558	113
			<b><u>Food Security - Targeted Public Distribution System (Only BPL)</u></b>			
	(iii)	<b>05D02</b>	Off take {Tonnes}	32,112	35,051	109
<b>7</b>			<b><u>Rural Housing - Indira Awaas Yojana</u></b>			
	(i)	<b>06A01</b>	Houses constructed {Number}	8,343	5,320	64
<b>8</b>			<b><u>EWS/LIG Houses in Urban Areas</u></b>			
	(i)	<b>06B01</b>	Houses constructed {Number}	750	0	0
<b>9</b>			<b><u>Rural Areas: National Rural Drinking Water Programme (NRDWP)</u></b>			
	(i)	<b>07A03</b>	Habitations covered (Partially covered & Slipped back) {Number}	46	115	250
	(ii)	<b>07A04</b>	Coverage of water quality affected habitations {Number}	28	50	179

**NAGALAND**

Sl. No.	Sub.Sl. No.	Item Code	Item/Parameter Name {Units}	Target	Achievement	Percent Achievement
				April,2012-March,2013	April,2012-March,2013	
(1)	(2)	(3)	(4)	(5)	(6)	(6)/(5)
<b>10</b>			<b><u>Sanitation Programme in Rural Areas</u></b>			
	(i)	<b>08D01</b>	Individual Household latrines constructed {Number}	**	22,149	
<b>11</b>			<b><u>Institutional Delivery</u></b>			
	(i)	<b>08E01</b>	Delivery in institutions {Number}	**	3,593	
<b>12</b>			<b><u>Universalization of ICDS Scheme</u></b>			
	(i)	<b>12A01</b>	ICDS Blocks Operational (Cumulative) {Number}	59	59	100
<b>13</b>			<b><u>Functional Anganwadis</u></b>			
	(i)	<b>12B01</b>	Anganwadis Functional (Cumulative) {Number}	3,455	3,455	100
<b>14</b>			<b><u>No. of Urban poor families assisted under Seven Point Charter</u></b>			
	(i)	<b>14A01</b>	Poor Families Assisted {Number}	1,125	0	0
<b>15</b>			<b><u>Afforestation ( Public and Forest Lands)</u></b>			
	(i)	<b>15A01</b>	Area Covered under Plantation {Hectares}	10,600	5,681	54
	(ii)	<b>15A02</b>	Seedlings planted {Number}	68,90,000	64,17,000	93
<b>16</b>			<b><u>Rural Roads - PMGSY</u></b>			
	(i)	<b>17A01</b>	Length of Road Constructed {Kilometer}	310	93	30
<b>17</b>			<b><u>Rajiv Gandhi Grameen Vidyutikaran Yojana</u></b>			
	(i)	<b>18B01</b>	Villages electrified {Number}	38	8	21
<b>18</b>			<b><u>Supply of Electricity</u></b>			
	(i)	<b>18E02</b>	Electricity supplied {Million Units}	567	535	94

**Note:**

\* - Target Not Received.

\*\* - Non-Targetable.

**1 Very Good(90% or above of targets)**

05A02, 05B02, 05D02, 07A03, 07A04, 12A01, 12B01, 15A02, 18E02

**2 Poor(Below 80% of targets)**

01B01, 01E02, 06A01, 06B01, 14A01, 15A01, 17A01, 18B01

**ORISSA**

Sl. No.	Sub.Sl. No.	Item Code	Item/Parameter Name {Units}	Target	Achievement	Percent Achievement
				April,2012-March,2013	April,2012-March,2013	
(1)	(2)	(3)	(4)	(5)	(6)	(6)/(5)
<b><u>Employment generation under the NREG Scheme</u></b>						
1	(i)	<b>01A01</b>	No. of job cards issued {Number}	**	1,40,419	
2	(ii)	<b>01A02</b>	Employment generated {Number}	**	5,45,16,000	
3	(iii)	<b>01A03</b>	Wages given {Rupees}	**	6,72,12,47,000	
<b><u>Swaranjayanti Gram Swarozgar Yojana</u></b>						
4	(i)	<b>01B01</b>	Individual Swarozgaries Assisted {Number}	6,043	476	8
5	(ii)	<b>01B02</b>	Individual SC Swarozgaries Assisted {Number}	**	0	
6	(iii)	<b>01B03</b>	Individual ST Swarozgaries Assisted {Number}	**	0	
7	(iv)	<b>01B04</b>	Individual Women Swarozgaries Assisted {Number}	**	0	
8	(v)	<b>01B05</b>	Individual Disabled Swarozgaries Assisted {Number}	**	0	
<b><u>Self Help Groups (SHG)</u></b>						
9	(i)	<b>01E01</b>	Formed under SGSY {Number}	**	8,022	
10	(ii)	<b>01E02</b>	To whom income generating activities provided {Number}	11,022	12,645	115
<b><u>Distribution of waste land to the landless</u></b>						
11	(i)	<b>03E01</b>	Total Land Distributed {Hectare}	**	3,269	
12	(ii)	<b>03E02</b>	Land Distributed to SC {Hectare}	**	521	
13	(iii)	<b>03E03</b>	Land Distributed to ST {Hectare}	**	2,182	
14	(iv)	<b>03E04</b>	Land Distributed to Others {Hectare}	**	566	
<b><u>Minimum Wages Enforcement (including Farm Labour)</u></b>						
15	(i)	<b>04B01</b>	Agriculture and Farm Workers: Inspections made {Number}	**	0	
16	(ii)	<b>04B02</b>	Agriculture and Farm Workers: Irregularities detected {Number}	**	0	
17	(iii)	<b>04B03</b>	Agriculture and Farm Workers: Irregularities rectified {Number}	**	0	
18	(iv)	<b>04B04</b>	Agriculture and Farm Workers: Claims filed {Number}	**	0	
19	(v)	<b>04B05</b>	Agriculture and Farm Workers: Claims settled {Number}	**	0	
20	(vi)	<b>04B06</b>	Agriculture and Farm Workers: Prosecution cases Pending {Number}	**	0	
21	(vii)	<b>04B07</b>	Agriculture and Farm Workers: Prosecution cases filed {Number}	**	0	
22	(viii)	<b>04B08</b>	Agriculture and Farm Workers: Prosecution cases decided {Number}	**	0	
23	(ix)	<b>04B10</b>	Agriculture and Farm Workers: Others {Number}	**	0	
<b><u>Food security-Targeted Public Distribution system (APL+BPL+AAY)</u></b>						
24	(i)	<b>05A02</b>	Off take {Tonnes}	21,94,266	21,20,509	97
<b><u>Food security-Targeted Public Distribution system (only AAY)</u></b>						
25	(i)	<b>05B02</b>	Off take {Tonnes}	5,31,120	5,18,381	98
<b><u>Food Security - Targeted Public Distribution System (Only BPL)</u></b>						
26	(i)	<b>05D02</b>	Off take {Tonnes}	11,65,572	11,71,597	101
<b><u>Rural Housing - Indira Awaas Yojana</u></b>						
27	(i)	<b>06A01</b>	Houses constructed {Number}	1,55,363	1,30,098	84
<b><u>EWS/LIG Houses in Urban Areas</u></b>						
28	(i)	<b>06B01</b>	Houses constructed {Number}	2,250	0	0
<b><u>Rural Areas: National Rural Drinking Water Programme (NRDWP)</u></b>						

**ORISSA**

Sl. No.	Sub.Sl. No.	Item Code	Item/Parameter Name {Units}	Target	Achievement	Percent Achievement
				April,2012-March,2013	April,2012-March,2013	
(1)	(2)	(3)	(4)	(5)	(6)	(6)/(5)
29	(i)	<b>07A03</b>	Habitations covered (Partially covered & Slipped back) {Number}	4,370	17,347	397
30	(ii)	<b>07A04</b>	Coverage of water quality affected habitations {Number}	2,268	2,137	94
<b><u>Sanitation Programme in Rural Areas</u></b>						
31	(i)	<b>08D01</b>	Individual Household latrines constructed {Number}	**	1,18,318	
<b><u>Institutional Delivery</u></b>						
32	(i)	<b>08E01</b>	Delivery in institutions {Number}	**	6,02,062	
<b><u>SC Families Assisted</u></b>						
33	(i)	<b>10A01</b>	SC Families Assisted {Number}	1,54,187	65,596	43
<b><u>Universalization of ICDS Scheme</u></b>						
34	(i)	<b>12A01</b>	ICDS Blocks Operational (Cumulative) {Number}	338	338	100
<b><u>Functional Anganwadis</u></b>						
35	(i)	<b>12B01</b>	Anganwadis Functional (Cumulative) {Number}	72,063	71,134	99
<b><u>No. of Urban poor families assisted under Seven Point Charter</u></b>						
36	(i)	<b>14A01</b>	Poor Families Assisted {Number}	3,375	1,101	33
<b><u>Afforestation ( Public and Forest Lands)</u></b>						
37	(i)	<b>15A01</b>	Area Covered under Plantation {Hectares}	1,73,300	1,07,287	62
38	(ii)	<b>15A02</b>	Seedlings planted {Number}	11,26,45,000	5,33,58,000	47
<b><u>Rural Roads - PMGSY</u></b>						
39	(i)	<b>17A01</b>	Length of Road Constructed {Kilometer}	4,170	2,401	58
<b><u>Rajiv Gandhi Grameen Vidyutikaran Yojana</u></b>						
40	(i)	<b>18B01</b>	Villages electrified {Number}	2,174	392	18
<b><u>Energising pump sets</u></b>						
41	(i)	<b>18D01</b>	Pumps sets energized {Number}	1,190	3,078	259
<b><u>Supply of Electricity</u></b>						
42	(i)	<b>18E02</b>	Electricity supplied {Million Units}	25,155	24,320	97

**Note:**

\* - Target Not Received.

\*\* - Non-Targetable.

**1 Very Good(90% or above of targets)**

01E02, 05A02, 05B02, 05D02, 07A03, 07A04, 12A01, 12B01, 18D01, 18E02

**2 Good(Between 80% to 90% targets)**

06A01

**3 Poor(Below 80% of targets)**

01B01, 06B01, 10A01, 14A01, 15A01, 15A02, 17A01, 18B01



**PUDUCHERRY**

Sl. No.	Sub.Sl. No.	Item Code	Item/Parameter Name {Units}	Target	Achievement	Percent Achievement
				April,2012-March,2013	April,2012-March,2013	
(1)	(2)	(3)	(4)	(5)	(6)	(6)/(5)
<b><u>Employment generation under the NREG Scheme</u></b>						
1	(i)	<b>01A01</b>	No. of job cards issued {Number}	**	778	
2	(ii)	<b>01A02</b>	Employment generated {Number}	**	8,63,498	
3	(iii)	<b>01A03</b>	Wages given {Rupees}	**	12,38,80,000	
<b><u>Swaranjayanti Gram Swarozgar Yojana</u></b>						
4	(i)	<b>01B01</b>	Individual Swarozgaries Assisted {Number}	94	1,217	1,295
5	(ii)	<b>01B02</b>	Individual SC Swarozgaries Assisted {Number}	**	418	
6	(iii)	<b>01B03</b>	Individual ST Swarozgaries Assisted {Number}	**	0	
7	(iv)	<b>01B04</b>	Individual Women Swarozgaries Assisted {Number}	**	1,217	
8	(v)	<b>01B05</b>	Individual Disabled Swarozgaries Assisted {Number}	**	0	
<b><u>Self Help Groups (SHG)</u></b>						
9	(i)	<b>01E01</b>	Formed under SGSY {Number}	**	152	
10	(ii)	<b>01E02</b>	To whom income generating activities provided {Number}	171	94	55
<b><u>Distribution of waste land to the landless</u></b>						
11	(i)	<b>03E01</b>	Total Land Distributed {Hectare}	**	0	
12	(ii)	<b>03E02</b>	Land Distributed to SC {Hectare}	**	0	
13	(iii)	<b>03E03</b>	Land Distributed to ST {Hectare}	**	0	
14	(iv)	<b>03E04</b>	Land Distributed to Others {Hectare}	**	0	
<b><u>Minimum Wages Enforcement (including Farm Labour)</u></b>						
15	(i)	<b>04B01</b>	Agriculture and Farm Workers: Inspections made {Number}	**	0	
16	(ii)	<b>04B02</b>	Agriculture and Farm Workers: Irregularities detected {Number}	**	0	
17	(iii)	<b>04B03</b>	Agriculture and Farm Workers: Irregularities rectified {Number}	**	0	
18	(iv)	<b>04B04</b>	Agriculture and Farm Workers: Claims filed {Number}	**	0	
19	(v)	<b>04B05</b>	Agriculture and Farm Workers: Claims settled {Number}	**	0	
20	(vi)	<b>04B06</b>	Agriculture and Farm Workers: Prosecution cases Pending {Number}	**	0	
21	(vii)	<b>04B07</b>	Agriculture and Farm Workers: Prosecution cases filed {Number}	**	0	
22	(viii)	<b>04B08</b>	Agriculture and Farm Workers: Prosecution cases decided {Number}	**	0	
23	(ix)	<b>04B10</b>	Agriculture and Farm Workers: Others {Number}	**	0	
<b><u>Food security-Targeted Public Distribution system (APL+BPL+AAAY)</u></b>						
24	(i)	<b>05A02</b>	Off take {Tonnes}	60,312	53,313	88
<b><u>Food security-Targeted Public Distribution system (only AAAY)</u></b>						
25	(i)	<b>05B02</b>	Off take {Tonnes}	13,548	12,128	90
<b><u>Food Security - Targeted Public Distribution System (Only BPL)</u></b>						
26	(i)	<b>05D02</b>	Off take {Tonnes}	21,564	20,348	94
<b><u>Rural Housing - Indira Awaas Yojana</u></b>						
27	(i)	<b>06A01</b>	Houses constructed {Number}	1,318	30	2
<b><u>EWS/LIG Houses in Urban Areas</u></b>						
28	(i)	<b>06B01</b>	Houses constructed {Number}	550	0	0
<b><u>Rural Areas: National Rural Drinking Water Programme (NRDWP)</u></b>						

**PUDUCHERRY**

Sl. No.	Sub.Sl. No.	Item Code	Item/Parameter Name {Units}	Target	Achievement	Percent Achievement
				April,2012-March,2013	April,2012-March,2013	
(1)	(2)	(3)	(4)	(5)	(6)	(6)/(5)
29	(i)	<b>07A03</b>	Habitations covered (Partially covered & Slipped back) {Number}	15	0	0
30	(ii)	<b>07A04</b>	Coverage of water quality affected habitations {Number}	7	0	0
<b><u>Sanitation Programme in Rural Areas</u></b>						
31	(i)	<b>08D01</b>	Individual Household latrines constructed {Number}	**	0	
<b><u>Institutional Delivery</u></b>						
32	(i)	<b>08E01</b>	Delivery in institutions {Number}	**	35,049	
<b><u>SC Families Assisted</u></b>						
33	(i)	<b>10A01</b>	SC Families Assisted {Number}	10,176	1,422	14
<b><u>Universalization of ICDS Scheme</u></b>						
34	(i)	<b>12A01</b>	ICDS Blocks Operational (Cumulative) {Number}	5	5	100
<b><u>Functional Anganwadis</u></b>						
35	(i)	<b>12B01</b>	Anganwadis Functional (Cumulative) {Number}	788	788	100
<b><u>No. of Urban poor families assisted under Seven Point Charter</u></b>						
36	(i)	<b>14A01</b>	Poor Families Assisted {Number}	825	5,700	691
<b><u>Afforestation ( Public and Forest Lands)</u></b>						
37	(i)	<b>15A01</b>	Area Covered under Plantation {Hectares}	35	96	274
38	(ii)	<b>15A02</b>	Seedlings planted {Number}	23,000	2,03,915	887
<b><u>Energising pump sets</u></b>						
39	(i)	<b>18D01</b>	Pumps sets energized {Number}	25	24	96
<b><u>Supply of Electricity</u></b>						
40	(i)	<b>18E02</b>	Electricity supplied {Million Units}	2,331	2,291	98

**Note:**

\* - Target Not Received.

\*\* - Non-Targetable.

**1 Very Good(90% or above of targets)**

01B01, 05B02, 05D02, 12A01, 12B01, 14A01, 15A01, 15A02, 18D01, 18E02

**2 Good(Between 80% to 90% targets)**

05A02

**3 Poor(Below 80% of targets)**

01E02, 06A01, 06B01, 07A03, 07A04, 10A01

**PUNJAB**

Sl. No.	Sub.Sl. No.	Item Code	Item/Parameter Name {Units}	Target	Achievement	Percent Achievement
				April,2012-March,2013	April,2012-March,2013	
(1)	(2)	(3)	(4)	(5)	(6)	(6)/(5)
<b><u>Employment generation under the NREG Scheme</u></b>						
1	(i)	<b>01A01</b>	No. of job cards issued {Number}	**	45,953	
2	(ii)	<b>01A02</b>	Employment generated {Number}	**	65,22,000	
3	(iii)	<b>01A03</b>	Wages given {Rupees}	**	99,35,34,000	
<b><u>Swaranjayanti Gram Swarojgar Yojana</u></b>						
4	(i)	<b>01B01</b>	Individual Swarozgaries Assisted {Number}	569	1,123	197
5	(ii)	<b>01B02</b>	Individual SC Swarozgaries Assisted {Number}	**	729	
6	(iii)	<b>01B03</b>	Individual ST Swarozgaries Assisted {Number}	**	0	
7	(iv)	<b>01B04</b>	Individual Women Swarozgaries Assisted {Number}	**	342	
8	(v)	<b>01B05</b>	Individual Disabled Swarozgaries Assisted {Number}	**	15	
<b><u>Self Help Groups (SHG)</u></b>						
9	(i)	<b>01E01</b>	Formed under SGSY {Number}	**	501	
10	(ii)	<b>01E02</b>	To whom income generating activities provided {Number}	1,037	190	18
<b><u>Distribution of waste land to the landless</u></b>						
11	(i)	<b>03E01</b>	Total Land Distributed {Hectare}	**	0	
12	(ii)	<b>03E02</b>	Land Distributed to SC {Hectare}	**	0	
13	(iii)	<b>03E03</b>	Land Distributed to ST {Hectare}	**	0	
14	(iv)	<b>03E04</b>	Land Distributed to Others {Hectare}	**	0	
<b><u>Minimum Wages Enforcement (including Farm Labour)</u></b>						
15	(i)	<b>04B01</b>	Agriculture and Farm Workers: Inspections made {Number}	**	0	
16	(ii)	<b>04B02</b>	Agriculture and Farm Workers: Irregularities detected {Number}	**	0	
17	(iii)	<b>04B03</b>	Agriculture and Farm Workers: Irregularities rectified {Number}	**	0	
18	(iv)	<b>04B04</b>	Agriculture and Farm Workers: Claims filed {Number}	**	0	
19	(v)	<b>04B05</b>	Agriculture and Farm Workers: Claims settled {Number}	**	0	
20	(vi)	<b>04B06</b>	Agriculture and Farm Workers: Prosecution cases Pending {Number}	**	0	
21	(vii)	<b>04B07</b>	Agriculture and Farm Workers: Prosecution cases filed {Number}	**	0	
22	(viii)	<b>04B08</b>	Agriculture and Farm Workers: Prosecution cases decided {Number}	**	0	
23	(ix)	<b>04B10</b>	Agriculture and Farm Workers: Others {Number}	**	0	
<b><u>Food security-Targeted Public Distribution system (APL+BPL+AAAY)</u></b>						
24	(i)	<b>05A02</b>	Off take {Tonnes}	8,27,976	6,13,964	74
<b><u>Food security-Targeted Public Distribution system (only AAAY)</u></b>						
25	(i)	<b>05B02</b>	Off take {Tonnes}	75,360	51,001	68
<b><u>Food Security - Targeted Public Distribution System (Only BPL)</u></b>						
26	(i)	<b>05D02</b>	Off take {Tonnes}	1,21,176	1,05,557	87
<b><u>Rural Housing - Indira Awaas Yojana</u></b>						
27	(i)	<b>06A01</b>	Houses constructed {Number}	23,696	5,881	25
<b><u>EWS/LIG Houses in Urban Areas</u></b>						
28	(i)	<b>06B01</b>	Houses constructed {Number}	4,000	0	0
<b><u>Rural Areas: National Rural Drinking Water Programme (NRDWP)</u></b>						

**PUNJAB**

Sl. No.	Sub.Sl. No.	Item Code	Item/Parameter Name {Units}	Target	Achievement	Percent Achievement
				April,2012-March,2013	April,2012-March,2013	
(1)	(2)	(3)	(4)	(5)	(6)	(6)/(5)
29	(i)	<b>07A03</b>	Habitations covered (Partially covered & Slipped back) {Number}	938	533	57
30	(ii)	<b>07A04</b>	Coverage of water quality affected habitations {Number}	31	6	19
<b><u>Sanitation Programme in Rural Areas</u></b>						
31	(i)	<b>08D01</b>	Individual Household latrines constructed {Number}	**	57,421	
<b><u>Institutional Delivery</u></b>						
32	(i)	<b>08E01</b>	Delivery in institutions {Number}	**	3,31,977	
<b><u>SC Families Assisted</u></b>						
33	(i)	<b>10A01</b>	SC Families Assisted {Number}	1,35,792	76,848	57
<b><u>Universalization of ICDS Scheme</u></b>						
34	(i)	<b>12A01</b>	ICDS Blocks Operational (Cumulative) {Number}	154	154	100
<b><u>Functional Anganwadis</u></b>						
35	(i)	<b>12B01</b>	Anganwadis Functional (Cumulative) {Number}	26,656	26,656	100
<b><u>No. of Urban poor families assisted under Seven Point Charter</u></b>						
36	(i)	<b>14A01</b>	Poor Families Assisted {Number}	6,000	2,293	38
<b><u>Afforestation ( Public and Forest Lands)</u></b>						
37	(i)	<b>15A01</b>	Area Covered under Plantation {Hectares}	6,950	9,569	138
38	(ii)	<b>15A02</b>	Seedlings planted {Number}	45,18,000	99,24,000	220
<b><u>Rural Roads - PMGSY</u></b>						
39	(i)	<b>17A01</b>	Length of Road Constructed {Kilometer}	165	326	198
<b><u>Energising pump sets</u></b>						
40	(i)	<b>18D01</b>	Pumps sets energized {Number}	60,000	21,979	37
<b><u>Supply of Electricity</u></b>						
41	(i)	<b>18E02</b>	Electricity supplied {Million Units}	48,724	46,119	95

**Note:**

\* - Target Not Received.

\*\* - Non-Targetable.

**1 Very Good(90% or above of targets)**

01B01, 12A01, 12B01, 15A01, 15A02, 17A01, 18E02

**2 Good(Between 80% to 90% targets)**

05D02

**3 Poor(Below 80% of targets)**

01E02, 05A02, 05B02, 06A01, 06B01, 07A03, 07A04, 10A01, 14A01, 18D01

**RAJASTHAN**

Sl. No.	Sub.Sl. No.	Item Code	Item/Parameter Name {Units}	Target	Achievement	Percent Achievement
				April,2012-March,2013	April,2012-March,2013	
(1)	(2)	(3)	(4)	(5)	(6)	(6)/(5)
<b><u>Employment generation under the NREG Scheme</u></b>						
1	(i)	<b>01A01</b>	No. of job cards issued {Number}	**	3,55,286	
2	(ii)	<b>01A02</b>	Employment generated {Number}	**	22,00,95,000	
3	(iii)	<b>01A03</b>	Wages given {Rupees}	**	22,62,82,19,000	
<b><u>Swaranjayanti Gram Swarojgar Yojana</u></b>						
4	(i)	<b>01B01</b>	Individual Swarozgaries Assisted {Number}	3,029	11,705	386
5	(ii)	<b>01B02</b>	Individual SC Swarozgaries Assisted {Number}	**	3,162	
6	(iii)	<b>01B03</b>	Individual ST Swarozgaries Assisted {Number}	**	3,447	
7	(iv)	<b>01B04</b>	Individual Women Swarozgaries Assisted {Number}	**	5,926	
8	(v)	<b>01B05</b>	Individual Disabled Swarozgaries Assisted {Number}	**	250	
<b><u>Self Help Groups (SHG)</u></b>						
9	(i)	<b>01E01</b>	Formed under SGSY {Number}	**	470	
10	(ii)	<b>01E02</b>	To whom income generating activities provided {Number}	5,525	5,252	95
<b><u>Distribution of waste land to the landless</u></b>						
11	(i)	<b>03E01</b>	Total Land Distributed {Hectare}	**	0	
12	(ii)	<b>03E02</b>	Land Distributed to SC {Hectare}	**	0	
13	(iii)	<b>03E03</b>	Land Distributed to ST {Hectare}	**	0	
14	(iv)	<b>03E04</b>	Land Distributed to Others {Hectare}	**	0	
<b><u>Minimum Wages Enforcement (including Farm Labour)</u></b>						
15	(i)	<b>04B01</b>	Agriculture and Farm Workers: Inspections made {Number}	**	364	
16	(ii)	<b>04B02</b>	Agriculture and Farm Workers: Irregularities detected {Number}	**	1	
17	(iii)	<b>04B03</b>	Agriculture and Farm Workers: Irregularities rectified {Number}	**	1	
18	(iv)	<b>04B04</b>	Agriculture and Farm Workers: Claims filed {Number}	**	0	
19	(v)	<b>04B05</b>	Agriculture and Farm Workers: Claims settled {Number}	**	0	
20	(vi)	<b>04B06</b>	Agriculture and Farm Workers: Prosecution cases Pending {Number}	**	0	
21	(vii)	<b>04B07</b>	Agriculture and Farm Workers: Prosecution cases filed {Number}	**	0	
22	(viii)	<b>04B08</b>	Agriculture and Farm Workers: Prosecution cases decided {Number}	**	0	
23	(ix)	<b>04B10</b>	Agriculture and Farm Workers: Others {Number}	**	0	
<b><u>Food security-Targeted Public Distribution system (APL+BPL+AAY)</u></b>						
24	(i)	<b>05A02</b>	Off take {Tonnes}	21,79,500	21,49,291	99
<b><u>Food security-Targeted Public Distribution system (only AAY)</u></b>						
25	(i)	<b>05B02</b>	Off take {Tonnes}	3,91,488	3,82,423	98
<b><u>Food Security - Targeted Public Distribution System (Only BPL)</u></b>						
26	(i)	<b>05D02</b>	Off take {Tonnes}	6,29,532	6,22,776	99
<b><u>Rural Housing - Indira Awaas Yojana</u></b>						
27	(i)	<b>06A01</b>	Houses constructed {Number}	68,578	83,466	122
<b><u>EWS/LIG Houses in Urban Areas</u></b>						
28	(i)	<b>06B01</b>	Houses constructed {Number}	7,500	8,471	113
<b><u>Rural Areas: National Rural Drinking Water Programme (NRDWP)</u></b>						

**RAJASTHAN**

Sl. No.	Sub.Sl. No.	Item Code	Item/Parameter Name {Units}	Target	Achievement	Percent Achievement
				April,2012-March,2013	April,2012-March,2013	
(1)	(2)	(3)	(4)	(5)	(6)	(6)/(5)
29	(i)	<b>07A03</b>	Habitations covered (Partially covered & Slipped back) {Number}	696	2,453	352
30	(ii)	<b>07A04</b>	Coverage of water quality affected habitations {Number}	1,414	1,490	105
<b><u>Sanitation Programme in Rural Areas</u></b>						
31	(i)	<b>08D01</b>	Individual Household latrines constructed {Number}	**	2,52,800	
<b><u>Institutional Delivery</u></b>						
32	(i)	<b>08E01</b>	Delivery in institutions {Number}	**	13,46,832	
<b><u>SC Families Assisted</u></b>						
33	(i)	<b>10A01</b>	SC Families Assisted {Number}	3,49,321	6,11,216	175
<b><u>Universalization of ICDS Scheme</u></b>						
34	(i)	<b>12A01</b>	ICDS Blocks Operational (Cumulative) {Number}	304	304	100
<b><u>Functional Anganwadis</u></b>						
35	(i)	<b>12B01</b>	Anganwadis Functional (Cumulative) {Number}	60,069	59,423	99
<b><u>No. of Urban poor families assisted under Seven Point Charter</u></b>						
36	(i)	<b>14A01</b>	Poor Families Assisted {Number}	11,250	14,310	127
<b><u>Afforestation ( Public and Forest Lands)</u></b>						
37	(i)	<b>15A01</b>	Area Covered under Plantation {Hectares}	51,000	57,103	112
38	(ii)	<b>15A02</b>	Seedlings planted {Number}	2,40,00,000	2,75,85,000	115
<b><u>Rural Roads - PMGSY</u></b>						
39	(i)	<b>17A01</b>	Length of Road Constructed {Kilometer}	1,975	2,140	108
<b><u>Rajiv Gandhi Grameen Vidyutikaran Yojana</u></b>						
40	(i)	<b>18B01</b>	Villages electrified {Number}	227	274	121
<b><u>Energising pump sets</u></b>						
41	(i)	<b>18D01</b>	Pumps sets energized {Number}	30,000	45,089	150
<b><u>Supply of Electricity</u></b>						
42	(i)	<b>18E02</b>	Electricity supplied {Million Units}	55,538	53,686	97

**Note:**

\* - Target Not Received.

\*\* - Non-Targetable.

**1 Very Good(90% or above of targets)**

01B01, 01E02, 05A02, 05B02, 05D02, 06A01, 06B01, 07A03, 07A04, 10A01, 12A01, 12B01, 14A01, 15A01, 15A02, 17A01, 18B01, 18D01, 18E02

**SIKKIM**

Sl. No.	Sub.Sl. No.	Item Code	Item/Parameter Name {Units}	Target	Achievement	Percent Achievement
				April,2012-March,2013	April,2012-March,2013	
(1)	(2)	(3)	(4)	(5)	(6)	(6)/(5)
<b><u>Employment generation under the NREG Scheme</u></b>						
1	(i)	<b>01A01</b>	No. of job cards issued {Number}	**	2,589	
2	(ii)	<b>01A02</b>	Employment generated {Number}	**	46,37,630	
3	(iii)	<b>01A03</b>	Wages given {Rupees}	**	58,93,05,000	
<b><u>Swaranjayanti Gram Swarozgar Yojana</u></b>						
4	(i)	<b>01B01</b>	Individual Swarozgaries Assisted {Number}	119	448	376
5	(ii)	<b>01B02</b>	Individual SC Swarozgaries Assisted {Number}	**	50	
6	(iii)	<b>01B03</b>	Individual ST Swarozgaries Assisted {Number}	**	647	
7	(iv)	<b>01B04</b>	Individual Women Swarozgaries Assisted {Number}	**	939	
8	(v)	<b>01B05</b>	Individual Disabled Swarozgaries Assisted {Number}	**	17	
<b><u>Self Help Groups (SHG)</u></b>						
9	(i)	<b>01E01</b>	Formed under SGSY {Number}	**	82	
10	(ii)	<b>01E02</b>	To whom income generating activities provided {Number}	216	83	38
<b><u>Distribution of waste land to the landless</u></b>						
11	(i)	<b>03E01</b>	Total Land Distributed {Hectare}	**	17	
12	(ii)	<b>03E02</b>	Land Distributed to SC {Hectare}	**	2	
13	(iii)	<b>03E03</b>	Land Distributed to ST {Hectare}	**	6	
14	(iv)	<b>03E04</b>	Land Distributed to Others {Hectare}	**	9	
<b><u>Minimum Wages Enforcement (including Farm Labour)</u></b>						
15	(i)	<b>04B01</b>	Agriculture and Farm Workers: Inspections made {Number}	**	0	
16	(ii)	<b>04B02</b>	Agriculture and Farm Workers: Irregularities detected {Number}	**	0	
17	(iii)	<b>04B03</b>	Agriculture and Farm Workers: Irregularities rectified {Number}	**	0	
18	(iv)	<b>04B04</b>	Agriculture and Farm Workers: Claims filed {Number}	**	0	
19	(v)	<b>04B05</b>	Agriculture and Farm Workers: Claims settled {Number}	**	0	
20	(vi)	<b>04B06</b>	Agriculture and Farm Workers: Prosecution cases Pending {Number}	**	0	
21	(vii)	<b>04B07</b>	Agriculture and Farm Workers: Prosecution cases filed {Number}	**	0	
22	(viii)	<b>04B08</b>	Agriculture and Farm Workers: Prosecution cases decided {Number}	**	0	
23	(ix)	<b>04B10</b>	Agriculture and Farm Workers: Others {Number}	**	0	
<b><u>Food security-Targeted Public Distribution system (APL+BPL+AAAY)</u></b>						
24	(i)	<b>05A02</b>	Off take {Tonnes}	44,280	45,046	102
<b><u>Food security-Targeted Public Distribution system (only AAAY)</u></b>						
25	(i)	<b>05B02</b>	Off take {Tonnes}	6,936	6,907	100
<b><u>Food Security - Targeted Public Distribution System (Only BPL)</u></b>						
26	(i)	<b>05D02</b>	Off take {Tonnes}	11,304	12,202	108
<b><u>Rural Housing - Indira Awaas Yojana</u></b>						
27	(i)	<b>06A01</b>	Houses constructed {Number}	1,596	1,630	102
<b><u>EWS/LIG Houses in Urban Areas</u></b>						
28	(i)	<b>06B01</b>	Houses constructed {Number}	60	48	80
<b><u>Rural Areas: National Rural Drinking Water Programme (NRDWP)</u></b>						

**SIKKIM**

				Target	Achievement	
Sl. No.	Sub.Sl. No.	Item Code	Item/Parameter Name {Units}	April,2012-March,2013	April,2012-March,2013	Percent Achievement
(1)	(2)	(3)	(4)	(5)	(6)	(6)/(5)
29	(i)	<b>07A03</b>	Habitations covered (Partially covered & Slipped back) {Number}	176	100	57
<b><u>Sanitation Programme in Rural Areas</u></b>						
30	(i)	<b>08D01</b>	Individual Household latrines constructed {Number}	**	0	
<b><u>Institutional Delivery</u></b>						
31	(i)	<b>08E01</b>	Delivery in institutions {Number}	**	6,736	
<b><u>SC Families Assisted</u></b>						
32	(i)	<b>10A01</b>	SC Families Assisted {Number}	1,326	2,215	167
<b><u>Universalization of ICDS Scheme</u></b>						
33	(i)	<b>12A01</b>	ICDS Blocks Operational (Cumulative) {Number}	13	13	100
<b><u>Functional Anganwadis</u></b>						
34	(i)	<b>12B01</b>	Anganwadis Functional (Cumulative) {Number}	1,233	1,233	100
<b><u>No. of Urban poor families assisted under Seven Point Charter</u></b>						
35	(i)	<b>14A01</b>	Poor Families Assisted {Number}	90	1,781	1,979
<b><u>Afforestation ( Public and Forest Lands)</u></b>						
36	(i)	<b>15A01</b>	Area Covered under Plantation {Hectares}	7,450	9,019	121
37	(ii)	<b>15A02</b>	Seedlings planted {Number}	48,43,000	60,27,395	124
<b><u>Rural Roads - PMGSY</u></b>						
38	(i)	<b>17A01</b>	Length of Road Constructed {Kilometer}	270	48	18
<b><u>Rajiv Gandhi Grameen Vidyutikaran Yojana</u></b>						
39	(i)	<b>18B01</b>	Villages electrified {Number}	5	0	0
<b><u>Supply of Electricity</u></b>						
40	(i)	<b>18E02</b>	Electricity supplied {Million Units}	409	409	100

**Note:**

\* - Target Not Received.

\*\* - Non-Targetable.

**1 Very Good(90% or above of targets)**

01B01, 05A02, 05B02, 05D02, 06A01, 10A01, 12A01, 12B01, 14A01, 15A01, 15A02, 18E02

**2 Good(Between 80% to 90% targets)**

06B01

**3 Poor(Below 80% of targets)**

01E02, 07A03, 17A01, 18B01



**TAMIL NADU**

Sl. No.	Sub.Sl. No.	Item Code	Item/Parameter Name {Units}	Target April,2012- March,2013	Achievement April,2012- March,2013	Percent Achievement
(1)	(2)	(3)	(4)	(5)	(6)	(6)/(5)
<b>1</b>			<b><u>Employment generation under the NREG Scheme</u></b>			
	(i)	<b>01A01</b>	No. of job cards issued {Number}	**	13,95,855	
	(ii)	<b>01A02</b>	Employment generated {Number}	**	42,00,80,700	
	(iii)	<b>01A03</b>	Wages given {Rupees}	**	39,94,00,00,500	
<b>2</b>			<b><u>Swaranjayanti Gram Swarozgar Yojana</u></b>			
	(i)	<b>01B01</b>	Individual Swarozgaries Assisted {Number}	4,672	397	8
	(ii)	<b>01B02</b>	Individual SC Swarozgaries Assisted {Number}	**	0	
	(iii)	<b>01B03</b>	Individual ST Swarozgaries Assisted {Number}	**	0	
	(iv)	<b>01B04</b>	Individual Women Swarozgaries Assisted {Number}	**	0	
	(v)	<b>01B05</b>	Individual Disabled Swarozgaries Assisted {Number}	**	0	
<b>3</b>			<b><u>Self Help Groups (SHG)</u></b>			
	(i)	<b>01E01</b>	Formed under SGSY {Number}	**	2,948	
	(ii)	<b>01E02</b>	To whom income generating activities provided {Number}	8,521	27,547	323
<b>4</b>			<b><u>Distribution of waste land to the landless</u></b>			
	(i)	<b>03E01</b>	Total Land Distributed {Hectare}	**	1	
	(ii)	<b>03E02</b>	Land Distributed to SC {Hectare}	**	0	
	(iii)	<b>03E03</b>	Land Distributed to ST {Hectare}	**	0	
	(iv)	<b>03E04</b>	Land Distributed to Others {Hectare}	**	1	
<b>5</b>			<b><u>Minimum Wages Enforcement (including Farm Labour)</u></b>			
	(i)	<b>04B01</b>	Agriculture and Farm Workers: Inspections made {Number}	**	0	
	(ii)	<b>04B02</b>	Agriculture and Farm Workers: Irregularities detected {Number}	**	0	
	(iii)	<b>04B03</b>	Agriculture and Farm Workers: Irregularities rectified {Number}	**	0	
	(iv)	<b>04B04</b>	Agriculture and Farm Workers: Claims filed {Number}	**	0	
	(v)	<b>04B05</b>	Agriculture and Farm Workers: Claims settled {Number}	**	0	
	(vi)	<b>04B06</b>	Agriculture and Farm Workers: Prosecution cases Pending {Number}	**	0	
	(vii)	<b>04B07</b>	Agriculture and Farm Workers: Prosecution cases filed {Number}	**	0	
	(viii)	<b>04B08</b>	Agriculture and Farm Workers: Prosecution cases decided {Number}	**	0	
	(ix)	<b>04B10</b>	Agriculture and Farm Workers: Others {Number}	**	0	
<b>6</b>			<b><u>Food Security</u></b>			
			<b><u>Food security-Targeted Public Distribution system (APL+BPL+AAY)</u></b>			
	(i)	<b>05A02</b>	Off take {Tonnes}	37,22,832	36,34,495	98
			<b><u>Food security-Targeted Public Distribution system (only AAY)</u></b>			
	(ii)	<b>05B02</b>	Off take {Tonnes}	7,83,144	7,79,930	100
			<b><u>Food Security - Targeted Public Distribution System (Only BPL)</u></b>			
	(iii)	<b>05D02</b>	Off take {Tonnes}	12,59,232	12,77,845	101
<b>7</b>			<b><u>Rural Housing - Indira Awaas Yojana</u></b>			
	(i)	<b>06A01</b>	Houses constructed {Number}	1,11,410	1,00,740	90
<b>8</b>			<b><u>EWS/LIG Houses in Urban Areas</u></b>			
	(i)	<b>06B01</b>	Houses constructed {Number}	15,000	1,000	7
<b>9</b>			<b><u>Rural Areas: National Rural Drinking Water Programme (NRDWP)</u></b>			
	(i)	<b>07A03</b>	Habitations covered (Partially covered & Slipped back) {Number}	4,166	7,017	168
	(ii)	<b>07A04</b>	Coverage of water quality affected habitations {Number}	60	73	122

**TAMIL NADU**

Sl. No.	Sub.Sl. No.	Item Code	Item/Parameter Name {Units}	Target April,2012- March,2013	Achievement April,2012- March,2013	Percent Achievement
(1)	(2)	(3)	(4)	(5)	(6)	(6)/(5)
<b>10</b>			<b><u>Sanitation Programme in Rural Areas</u></b>			
	(i)	<b>08D01</b>	Individual Household latrines constructed {Number}	**	3,24,216	
<b>11</b>			<b><u>Institutional Delivery</u></b>			
	(i)	<b>08E01</b>	Delivery in institutions {Number}	**	10,41,745	
<b>12</b>			<b><u>SC Families Assisted</u></b>			
	(i)	<b>10A01</b>	SC Families Assisted {Number}	9,50,911	10,02,273	105
<b>13</b>			<b><u>Universalization of ICDS Scheme</u></b>			
	(i)	<b>12A01</b>	ICDS Blocks Operational (Cumulative) {Number}	434	434	100
<b>14</b>			<b><u>Functional Anganwadis</u></b>			
	(i)	<b>12B01</b>	Anganwadis Functional (Cumulative) {Number}	54,439	54,439	100
<b>15</b>			<b><u>No. of Urban poor families assisted under Seven Point Charter</u></b>			
	(i)	<b>14A01</b>	Poor Families Assisted {Number}	22,500	26,365	117
<b>16</b>			<b><u>Afforestation ( Public and Forest Lands)</u></b>			
	(i)	<b>15A01</b>	Area Covered under Plantation {Hectares}	50,700	74,844	148
	(ii)	<b>15A02</b>	Seedlings planted {Number}	3,29,55,000	2,96,89,904	90
<b>17</b>			<b><u>Rural Roads - PMGSY</u></b>			
	(i)	<b>17A01</b>	Length of Road Constructed {Kilometer}	80	42	52
<b>18</b>			<b><u>Energising pump sets</u></b>			
	(i)	<b>18D01</b>	Pumps sets energized {Number}	15,000	18,065	120
<b>19</b>			<b><u>Supply of Electricity</u></b>			
	(i)	<b>18E02</b>	Electricity supplied {Million Units}	92,302	76,161	83

**Note:**

\* - Target Not Received.

\*\* - Non-Targetable.

**1 Very Good(90% or above of targets)**

01E02, 05A02, 05B02, 05D02, 06A01, 07A03, 07A04, 10A01, 12A01, 12B01, 14A01, 15A01, 15A02, 18D01

**2 Good(Between 80% to 90% targets)**

18E02

**3 Poor(Below 80% of targets)**

01B01, 06B01, 17A01

**TRIPURA**

Sl. No.	Sub.Sl. No.	Item Code	Item/Parameter Name {Units}	Target	Achievement	Percent Achievement
				April,2012-March,2013	April,2012-March,2013	
(1)	(2)	(3)	(4)	(5)	(6)	(6)/(5)
<b><u>Employment generation under the NREG Scheme</u></b>						
1	(i)	<b>01A01</b>	No. of job cards issued {Number}	**	34,293	
2	(ii)	<b>01A02</b>	Employment generated {Number}	**	5,14,41,994	
3	(iii)	<b>01A03</b>	Wages given {Rupees}	**	6,35,07,88,000	
<b><u>Swaranjayanti Gram Swarojgar Yojana</u></b>						
4	(i)	<b>01B01</b>	Individual Swarozgaries Assisted {Number}	742	0	0
5	(ii)	<b>01B02</b>	Individual SC Swarozgaries Assisted {Number}	**	0	
6	(iii)	<b>01B03</b>	Individual ST Swarozgaries Assisted {Number}	**	0	
7	(iv)	<b>01B04</b>	Individual Women Swarozgaries Assisted {Number}	**	0	
8	(v)	<b>01B05</b>	Individual Disabled Swarozgaries Assisted {Number}	**	0	
<b><u>Self Help Groups (SHG)</u></b>						
9	(i)	<b>01E01</b>	Formed under SGSY {Number}	**	1,898	
10	(ii)	<b>01E02</b>	To whom income generating activities provided {Number}	1,354	1,700	126
<b><u>Distribution of waste land to the landless</u></b>						
11	(i)	<b>03E01</b>	Total Land Distributed {Hectare}	**	0	
12	(ii)	<b>03E02</b>	Land Distributed to SC {Hectare}	**	0	
13	(iii)	<b>03E03</b>	Land Distributed to ST {Hectare}	**	0	
14	(iv)	<b>03E04</b>	Land Distributed to Others {Hectare}	**	0	
<b><u>Minimum Wages Enforcement (including Farm Labour)</u></b>						
15	(i)	<b>04B01</b>	Agriculture and Farm Workers: Inspections made {Number}	**	0	
16	(ii)	<b>04B02</b>	Agriculture and Farm Workers: Irregularities detected {Number}	**	0	
17	(iii)	<b>04B03</b>	Agriculture and Farm Workers: Irregularities rectified {Number}	**	0	
18	(iv)	<b>04B04</b>	Agriculture and Farm Workers: Claims filed {Number}	**	0	
19	(v)	<b>04B05</b>	Agriculture and Farm Workers: Claims settled {Number}	**	0	
20	(vi)	<b>04B06</b>	Agriculture and Farm Workers: Prosecution cases Pending {Number}	**	0	
21	(vii)	<b>04B07</b>	Agriculture and Farm Workers: Prosecution cases filed {Number}	**	0	
22	(viii)	<b>04B08</b>	Agriculture and Farm Workers: Prosecution cases decided {Number}	**	0	
23	(ix)	<b>04B10</b>	Agriculture and Farm Workers: Others {Number}	**	0	
<b><u>Food security-Targeted Public Distribution system (APL+BPL+AAAY)</u></b>						
24	(i)	<b>05A02</b>	Off take {Tonnes}	3,04,836	2,89,291	95
<b><u>Food security-Targeted Public Distribution system (only AAAY)</u></b>						
25	(i)	<b>05B02</b>	Off take {Tonnes}	47,520	47,846	101
<b><u>Food Security - Targeted Public Distribution System (Only BPL)</u></b>						
26	(i)	<b>05D02</b>	Off take {Tonnes}	76,380	74,451	97
<b><u>Rural Housing - Indira Awaas Yojana</u></b>						
27	(i)	<b>06A01</b>	Houses constructed {Number}	16,245	3,929	24
<b><u>EWS/LIG Houses in Urban Areas</u></b>						
28	(i)	<b>06B01</b>	Houses constructed {Number}	250	591	236
<b><u>Rural Areas: National Rural Drinking Water Programme (NRDWP)</u></b>						

**TRIPURA**

Sl. No.	Sub.Sl. No.	Item Code	Item/Parameter Name {Units}	Target	Achievement	Percent Achievement
				April,2012-March,2013	April,2012-March,2013	
(1)	(2)	(3)	(4)	(5)	(6)	(6)/(5)
29	(i)	<b>07A03</b>	Habitations covered (Partially covered & Slipped back) {Number}	12	285	2,375
30	(ii)	<b>07A04</b>	Coverage of water quality affected habitations {Number}	975	1,038	106
<b><u>Sanitation Programme in Rural Areas</u></b>						
31	(i)	<b>08D01</b>	Individual Household latrines constructed {Number}	**	7,035	
<b><u>Institutional Delivery</u></b>						
32	(i)	<b>08E01</b>	Delivery in institutions {Number}	**	44,009	
<b><u>SC Families Assisted</u></b>						
33	(i)	<b>10A01</b>	SC Families Assisted {Number}	41,923	1,22,251	292
<b><u>Universalization of ICDS Scheme</u></b>						
34	(i)	<b>12A01</b>	ICDS Blocks Operational (Cumulative) {Number}	56	56	100
<b><u>Functional Anganwadis</u></b>						
35	(i)	<b>12B01</b>	Anganwadis Functional (Cumulative) {Number}	9,906	9,906	100
<b><u>No. of Urban poor families assisted under Seven Point Charter</u></b>						
36	(i)	<b>14A01</b>	Poor Families Assisted {Number}	375	2,334	622
<b><u>Afforestation ( Public and Forest Lands)</u></b>						
37	(i)	<b>15A01</b>	Area Covered under Plantation {Hectares}	27,200	20,451	75
38	(ii)	<b>15A02</b>	Seedlings planted {Number}	1,76,80,000	1,29,88,000	73
<b><u>Rural Roads - PMGSY</u></b>						
39	(i)	<b>17A01</b>	Length of Road Constructed {Kilometer}	340	214	63
<b><u>Rajiv Gandhi Grameen Vidyutikaran Yojana</u></b>						
40	(i)	<b>18B01</b>	Villages electrified {Number}	82	16	20
<b><u>Supply of Electricity</u></b>						
41	(i)	<b>18E02</b>	Electricity supplied {Million Units}	1,108	1,054	95

**Note:**

\* - Target Not Received.

\*\* - Non-Targetable.

**1 Very Good(90% or above of targets)**

01E02, 05A02, 05B02, 05D02, 06B01, 07A03, 07A04, 10A01, 12A01, 12B01, 14A01, 18E02

**2 Poor(Below 80% of targets)**

01B01, 06A01, 15A01, 15A02, 17A01, 18B01

**UTTARAKHAND**

Sl. No.	Sub.Sl. No.	Item Code	Item/Parameter Name {Units}	Target	Achievement	Percent Achievement
				April,2012-March,2013	April,2012-March,2013	
(1)	(2)	(3)	(4)	(5)	(6)	(6)/(5)
<b><u>Employment generation under the NREG Scheme</u></b>						
1	(i)	<b>01A01</b>	No. of job cards issued {Number}	**	34,126	
2	(ii)	<b>01A02</b>	Employment generated {Number}	**	1,58,76,900	
3	(iii)	<b>01A03</b>	Wages given {Rupees}	**	1,93,90,23,000	
<b><u>Swaranjayanti Gram Swarojgar Yojana</u></b>						
4	(i)	<b>01B01</b>	Individual Swarozgaries Assisted {Number}	953	1,220	128
5	(ii)	<b>01B02</b>	Individual SC Swarozgaries Assisted {Number}	**	1,053	
6	(iii)	<b>01B03</b>	Individual ST Swarozgaries Assisted {Number}	**	65	
7	(iv)	<b>01B04</b>	Individual Women Swarozgaries Assisted {Number}	**	228	
8	(v)	<b>01B05</b>	Individual Disabled Swarozgaries Assisted {Number}	**	2	
<b><u>Self Help Groups (SHG)</u></b>						
9	(i)	<b>01E01</b>	Formed under SGSY {Number}	**	3,288	
10	(ii)	<b>01E02</b>	To whom income generating activities provided {Number}	1,738	2,026	117
<b><u>Distribution of waste land to the landless</u></b>						
11	(i)	<b>03E01</b>	Total Land Distributed {Hectare}	**	0	
12	(ii)	<b>03E02</b>	Land Distributed to SC {Hectare}	**	0	
13	(iii)	<b>03E03</b>	Land Distributed to ST {Hectare}	**	0	
14	(iv)	<b>03E04</b>	Land Distributed to Others {Hectare}	**	0	
<b><u>Minimum Wages Enforcement (including Farm Labour)</u></b>						
15	(i)	<b>04B01</b>	Agriculture and Farm Workers: Inspections made {Number}	**	57	
16	(ii)	<b>04B02</b>	Agriculture and Farm Workers: Irregularities detected {Number}	**	0	
17	(iii)	<b>04B03</b>	Agriculture and Farm Workers: Irregularities rectified {Number}	**	0	
18	(iv)	<b>04B04</b>	Agriculture and Farm Workers: Claims filed {Number}	**	0	
19	(v)	<b>04B05</b>	Agriculture and Farm Workers: Claims settled {Number}	**	0	
20	(vi)	<b>04B06</b>	Agriculture and Farm Workers: Prosecution cases Pending {Number}	**	15	
21	(vii)	<b>04B07</b>	Agriculture and Farm Workers: Prosecution cases filed {Number}	**	0	
22	(viii)	<b>04B08</b>	Agriculture and Farm Workers: Prosecution cases decided {Number}	**	0	
23	(ix)	<b>04B10</b>	Agriculture and Farm Workers: Others {Number}	**	0	
<b><u>Food security-Targeted Public Distribution system (APL+BPL+AAAY)</u></b>						
24	(i)	<b>05A02</b>	Off take {Tonnes}	6,17,992	5,96,557	97
<b><u>Food security-Targeted Public Distribution system (only AAAY)</u></b>						
25	(i)	<b>05B02</b>	Off take {Tonnes}	80,184	79,687	99
<b><u>Food Security - Targeted Public Distribution System (Only BPL)</u></b>						
26	(i)	<b>05D02</b>	Off take {Tonnes}	1,28,988	1,29,161	100
<b><u>Rural Housing - Indira Awaas Yojana</u></b>						
27	(i)	<b>06A01</b>	Houses constructed {Number}	17,162	13,802	80
<b><u>EWS/LIG Houses in Urban Areas</u></b>						
28	(i)	<b>06B01</b>	Houses constructed {Number}	1,250	0	0
<b><u>Rural Areas: National Rural Drinking Water Programme (NRDWP)</u></b>						

**UTTARAKHAND**

Sl. No.	Sub.Sl. No.	Item Code	Item/Parameter Name {Units}	Target	Achievement	Percent Achievement
				April,2012-March,2013	April,2012-March,2013	
(1)	(2)	(3)	(4)	(5)	(6)	(6)/(5)
29	(i)	<b>07A03</b>	Habitations covered (Partially covered & Slipped back) {Number}	700	981	140
			<b><u>Sanitation Programme in Rural Areas</u></b>			
30	(i)	<b>08D01</b>	Individual Household latrines constructed {Number}	**	97,815	
			<b><u>Institutional Delivery</u></b>			
31	(i)	<b>08E01</b>	Delivery in institutions {Number}	**	1,08,759	
			<b><u>SC Families Assisted</u></b>			
32	(i)	<b>10A01</b>	SC Families Assisted {Number}	79,574	7,084	9
			<b><u>Universalization of ICDS Scheme</u></b>			
33	(i)	<b>12A01</b>	ICDS Blocks Operational (Cumulative) {Number}	105	105	100
			<b><u>Functional Anganwadis</u></b>			
34	(i)	<b>12B01</b>	Anganwadis Functional (Cumulative) {Number}	20,923	18,801	90
			<b><u>No. of Urban poor families assisted under Seven Point Charter</u></b>			
35	(i)	<b>14A01</b>	Poor Families Assisted {Number}	1,875	1,790	95
			<b><u>Afforestation ( Public and Forest Lands)</u></b>			
36	(i)	<b>15A01</b>	Area Covered under Plantation {Hectares}	23,000	22,024	96
37	(ii)	<b>15A02</b>	Seedlings planted {Number}	1,49,50,000	1,87,96,000	126
			<b><u>Rural Roads - PMGSY</u></b>			
38	(i)	<b>17A01</b>	Length of Road Constructed {Kilometer}	560	474	85
			<b><u>Energising pump sets</u></b>			
39	(i)	<b>18D01</b>	Pumps sets energized {Number}	350	1,314	375
			<b><u>Supply of Electricity</u></b>			
40	(i)	<b>18E02</b>	Electricity supplied {Million Units}	11,331	10,709	95

**Note:**

\* - Target Not Received.

\*\* - Non-Targetable.

**1 Very Good(90% or above of targets)**

01B01, 01E02, 05A02, 05B02, 05D02, 07A03, 12A01, 12B01, 14A01, 15A01, 15A02, 18D01, 18E02

**2 Good(Between 80% to 90% targets)**

06A01, 17A01

**3 Poor(Below 80% of targets)**

06B01, 10A01

**UTTAR PRADESH**

Sl. No.	Sub.Sl. No.	Item Code	Item/Parameter Name {Units}	Target April,2012- March,2013	Achievement April,2012- March,2013	Percent Achievement
(1)	(2)	(3)	(4)	(5)	(6)	(6)/(5)
<b><u>Employment generation under the NREG Scheme</u></b>						
1	(i)	<b>01A01</b>	No. of job cards issued {Number}	**	3,76,091	
2	(ii)	<b>01A02</b>	Employment generated {Number}	**	13,88,72,855	
3	(iii)	<b>01A03</b>	Wages given {Rupees}	**	16,35,09,34,000	
<b><u>Swaranjayanti Gram Swarozgar Yojana</u></b>						
4	(i)	<b>01B01</b>	Individual Swarozgaries Assisted {Number}	18,104	64,640	357
5	(ii)	<b>01B02</b>	Individual SC Swarozgaries Assisted {Number}	**	30,915	
6	(iii)	<b>01B03</b>	Individual ST Swarozgaries Assisted {Number}	**	105	
7	(iv)	<b>01B04</b>	Individual Women Swarozgaries Assisted {Number}	**	17,505	
8	(v)	<b>01B05</b>	Individual Disabled Swarozgaries Assisted {Number}	**	979	
<b><u>Self Help Groups (SHG)</u></b>						
9	(i)	<b>01E01</b>	Formed under SGSY {Number}	**	50,902	
10	(ii)	<b>01E02</b>	To whom income generating activities provided {Number}	33,021	23,460	71
<b><u>Distribution of waste land to the landless</u></b>						
11	(i)	<b>03E01</b>	Total Land Distributed {Hectare}	**	1,738	
12	(ii)	<b>03E02</b>	Land Distributed to SC {Hectare}	**	870	
13	(iii)	<b>03E03</b>	Land Distributed to ST {Hectare}	**	19	
14	(iv)	<b>03E04</b>	Land Distributed to Others {Hectare}	**	849	
<b><u>Minimum Wages Enforcement (including Farm Labour)</u></b>						
15	(i)	<b>04B01</b>	Agriculture and Farm Workers: Inspections made {Number}	**	0	
16	(ii)	<b>04B02</b>	Agriculture and Farm Workers: Irregularities detected {Number}	**	0	
17	(iii)	<b>04B03</b>	Agriculture and Farm Workers: Irregularities rectified {Number}	**	0	
18	(iv)	<b>04B04</b>	Agriculture and Farm Workers: Claims filed {Number}	**	0	
19	(v)	<b>04B05</b>	Agriculture and Farm Workers: Claims settled {Number}	**	0	
20	(vi)	<b>04B06</b>	Agriculture and Farm Workers: Prosecution cases Pending {Number}	**	0	
21	(vii)	<b>04B07</b>	Agriculture and Farm Workers: Prosecution cases filed {Number}	**	0	
22	(viii)	<b>04B08</b>	Agriculture and Farm Workers: Prosecution cases decided {Number}	**	0	
23	(ix)	<b>04B10</b>	Agriculture and Farm Workers: Others {Number}	**	0	
<b><u>Food security-Targeted Public Distribution system (APL+BPL+AAY)</u></b>						
24	(i)	<b>05A02</b>	Off take {Tonnes}	72,68,520	65,68,015	90
<b><u>Food security-Targeted Public Distribution system (only AAY)</u></b>						
25	(i)	<b>05B02</b>	Off take {Tonnes}	17,19,480	16,98,089	99
<b><u>Food Security - Targeted Public Distribution System (Only BPL)</u></b>						
26	(i)	<b>05D02</b>	Off take {Tonnes}	27,65,700	27,92,282	101
<b><u>Rural Housing - Indira Awaas Yojana</u></b>						
27	(i)	<b>06A01</b>	Houses constructed {Number}	3,68,322	1,57,809	43
<b><u>EWS/LIG Houses in Urban Areas</u></b>						
28	(i)	<b>06B01</b>	Houses constructed {Number}	15,000	1,433	10
<b><u>Rural Areas: National Rural Drinking Water Programme (NRDWP)</u></b>						

**UTTAR PRADESH**

Sl. No.	Sub.Sl. No.	Item Code	Item/Parameter Name {Units}	Target April,2012- March,2013	Achievement April,2012- March,2013	Percent Achievement
(1)	(2)	(3)	(4)	(5)	(6)	(6)/(5)
29	(i)	<b>07A03</b>	Habitations covered (Partially covered & Slipped back) {Number}	15,080	23,150	154
30	(ii)	<b>07A04</b>	Coverage of water quality affected habitations {Number}	801	425	53
<b><u>Sanitation Programme in Rural Areas</u></b>						
31	(i)	<b>08D01</b>	Individual Household latrines constructed {Number}	**	1,34,873	
<b><u>Institutional Delivery</u></b>						
32	(i)	<b>08E01</b>	Delivery in institutions {Number}	**	25,63,551	
<b><u>SC Families Assisted</u></b>						
33	(i)	<b>10A01</b>	SC Families Assisted {Number}	11,61,183	1,66,103	14
<b><u>Universalization of ICDS Scheme</u></b>						
34	(i)	<b>12A01</b>	ICDS Blocks Operational (Cumulative) {Number}	897	892	99
<b><u>Functional Anganwadis</u></b>						
35	(i)	<b>12B01</b>	Anganwadis Functional (Cumulative) {Number}	1,87,267	1,86,488	100
<b><u>No. of Urban poor families assisted under Seven Point Charter</u></b>						
36	(i)	<b>14A01</b>	Poor Families Assisted {Number}	22,500	5,732	25
<b><u>Afforestation ( Public and Forest Lands)</u></b>						
37	(i)	<b>15A01</b>	Area Covered under Plantation {Hectares}	81,700	67,057	82
38	(ii)	<b>15A02</b>	Seedlings planted {Number}	5,31,05,000	5,24,75,890	99
<b><u>Rural Roads - PMGSY</u></b>						
39	(i)	<b>17A01</b>	Length of Road Constructed {Kilometer}	1,230	285	23
<b><u>Energising pump sets</u></b>						
40	(i)	<b>18D01</b>	Pumps sets energized {Number}	22,058	12,649	57
<b><u>Supply of Electricity</u></b>						
41	(i)	<b>18E02</b>	Electricity supplied {Million Units}	91,647	76,446	83

**Note:**

\* - Target Not Received.

\*\* - Non-Targetable.

**1 Very Good(90% or above of targets)**

01B01, 05A02, 05B02, 05D02, 07A03, 12A01, 12B01, 15A02

**2 Good(Between 80% to 90% targets)**

15A01, 18E02

**3 Poor(Below 80% of targets)**

01E02, 06A01, 06B01, 07A04, 10A01, 14A01, 17A01, 18D01



**WEST BENGAL**

Sl. No.	Sub.Sl. No.	Item Code	Item/Parameter Name {Units}	Target	Achievement	Percent Achievement
				April,2012-March,2013	April,2012-March,2013	
(1)	(2)	(3)	(4)	(5)	(6)	(6)/(5)
<b><u>Employment generation under the NREG Scheme</u></b>						
1	(i)	<b>01A01</b>	No. of job cards issued {Number}	**	2,07,741	
2	(ii)	<b>01A02</b>	Employment generated {Number}	**	19,40,65,000	
3	(iii)	<b>01A03</b>	Wages given {Rupees}	**	24,94,72,56,000	
<b><u>Swaranjayanti Gram Swarojgar Yojana</u></b>						
4	(i)	<b>01B01</b>	Individual Swarozgaries Assisted {Number}	6,715	1,18,219	1,761
5	(ii)	<b>01B02</b>	Individual SC Swarozgaries Assisted {Number}	**	39,698	
6	(iii)	<b>01B03</b>	Individual ST Swarozgaries Assisted {Number}	**	9,818	
7	(iv)	<b>01B04</b>	Individual Women Swarozgaries Assisted {Number}	**	1,14,642	
8	(v)	<b>01B05</b>	Individual Disabled Swarozgaries Assisted {Number}	**	392	
<b><u>Self Help Groups (SHG)</u></b>						
9	(i)	<b>01E01</b>	Formed under SGSY {Number}	**	55,782	
10	(ii)	<b>01E02</b>	To whom income generating activities provided {Number}	12,249	30,737	251
<b><u>Distribution of waste land to the landless</u></b>						
11	(i)	<b>03E01</b>	Total Land Distributed {Hectare}	**	2,055	
12	(ii)	<b>03E02</b>	Land Distributed to SC {Hectare}	**	792	
13	(iii)	<b>03E03</b>	Land Distributed to ST {Hectare}	**	323	
14	(iv)	<b>03E04</b>	Land Distributed to Others {Hectare}	**	941	
<b><u>Minimum Wages Enforcement (including Farm Labour)</u></b>						
15	(i)	<b>04B01</b>	Agriculture and Farm Workers: Inspections made {Number}	**	0	
16	(ii)	<b>04B02</b>	Agriculture and Farm Workers: Irregularities detected {Number}	**	0	
17	(iii)	<b>04B03</b>	Agriculture and Farm Workers: Irregularities rectified {Number}	**	0	
18	(iv)	<b>04B04</b>	Agriculture and Farm Workers: Claims filed {Number}	**	0	
19	(v)	<b>04B05</b>	Agriculture and Farm Workers: Claims settled {Number}	**	0	
20	(vi)	<b>04B06</b>	Agriculture and Farm Workers: Prosecution cases Pending {Number}	**	0	
21	(vii)	<b>04B07</b>	Agriculture and Farm Workers: Prosecution cases filed {Number}	**	0	
22	(viii)	<b>04B08</b>	Agriculture and Farm Workers: Prosecution cases decided {Number}	**	0	
23	(ix)	<b>04B10</b>	Agriculture and Farm Workers: Others {Number}	**	0	
<b><u>Food security-Targeted Public Distribution system (APL+BPL+AAY)</u></b>						
24	(i)	<b>05A02</b>	Off take {Tonnes}	38,57,206	36,16,745	94
<b><u>Food security-Targeted Public Distribution system (only AAY)</u></b>						
25	(i)	<b>05B02</b>	Off take {Tonnes}	6,21,684	5,79,504	93
<b><u>Food Security - Targeted Public Distribution System (Only BPL)</u></b>						
26	(i)	<b>05D02</b>	Off take {Tonnes}	15,53,580	15,53,510	100
<b><u>Rural Housing - Indira Awaas Yojana</u></b>						
27	(i)	<b>06A01</b>	Houses constructed {Number}	2,19,553	3,07,257	140
<b><u>EWS/LIG Houses in Urban Areas</u></b>						
28	(i)	<b>06B01</b>	Houses constructed {Number}	17,500	29,429	168
<b><u>Rural Areas: National Rural Drinking Water Programme (NRDWP)</u></b>						

**WEST BENGAL**

Sl. No.	Sub.Sl. No.	Item Code	Item/Parameter Name {Units}	Target	Achievement	Percent Achievement
				April,2012-March,2013	April,2012-March,2013	
(1)	(2)	(3)	(4)	(5)	(6)	(6)/(5)
29	(i)	<b>07A03</b>	Habitations covered (Partially covered & Slipped back) {Number}	551	1,746	317
30	(ii)	<b>07A04</b>	Coverage of water quality affected habitations {Number}	1,530	857	56
<b><u>Sanitation Programme in Rural Areas</u></b>						
31	(i)	<b>08D01</b>	Individual Household latrines constructed {Number}	**	5,59,115	
<b><u>Institutional Delivery</u></b>						
32	(i)	<b>08E01</b>	Delivery in institutions {Number}	**	7,66,846	
<b><u>SC Families Assisted</u></b>						
33	(i)	<b>10A01</b>	SC Families Assisted {Number}	6,89,853	15,08,642	219
<b><u>Universalization of ICDS Scheme</u></b>						
34	(i)	<b>12A01</b>	ICDS Blocks Operational (Cumulative) {Number}	576	4,899	851
<b><u>Functional Anganwadis</u></b>						
35	(i)	<b>12B01</b>	Anganwadis Functional (Cumulative) {Number}	1,16,858	3,26,653	280
<b><u>No. of Urban poor families assisted under Seven Point Charter</u></b>						
36	(i)	<b>14A01</b>	Poor Families Assisted {Number}	26,250	1,98,084	755
<b><u>Afforestation ( Public and Forest Lands)</u></b>						
37	(i)	<b>15A01</b>	Area Covered under Plantation {Hectares}	16,000	9,362	59
38	(ii)	<b>15A02</b>	Seedlings planted {Number}	1,04,00,000	1,62,66,274	156
<b><u>Rural Roads - PMGSY</u></b>						
39	(i)	<b>17A01</b>	Length of Road Constructed {Kilometer}	1,440	1,172	81
<b><u>Energising pump sets</u></b>						
40	(i)	<b>18D01</b>	Pumps sets energized {Number}	422	9,889	2,343
<b><u>Supply of Electricity</u></b>						
41	(i)	<b>18E02</b>	Electricity supplied {Million Units}	42,143	41,842	99

**Note:**

\* - Target Not Received.

\*\* - Non-Targetable.

**1 Very Good(90% or above of targets)**

01B01, 01E02, 05A02, 05B02, 05D02, 06A01, 06B01, 07A03, 10A01, 12A01, 12B01, 14A01, 15A02, 18D01, 18E02

**2 Good(Between 80% to 90% targets)**

17A01

**3 Poor(Below 80% of targets)**

07A04, 15A01

**ANDAMAN AND NICOBAR ISLANDS**

Sl. No.	Sub.Sl. No.	Item Code	Item/Parameter Name {Units}	Target	Achievement	Percent Achievement
				April,2012-March,2013	April,2012-March,2013	
(1)	(2)	(3)	(4)	(5)	(6)	(6)/(5)
<b><u>Employment generation under the NREG Scheme</u></b>						
1	(i)	<b>01A01</b>	No. of job cards issued {Number}	**	1,467	
2	(ii)	<b>01A02</b>	Employment generated {Number}	**	7,61,957	
3	(iii)	<b>01A03</b>	Wages given {Rupees}	**	12,72,82,000	
<b><u>Swaranjayanti Gram Swarojgar Yojana</u></b>						
4	(i)	<b>01B01</b>	Individual Swarozgaries Assisted {Number}	9	179	1,989
5	(ii)	<b>01B02</b>	Individual SC Swarozgaries Assisted {Number}	**	0	
6	(iii)	<b>01B03</b>	Individual ST Swarozgaries Assisted {Number}	**	41	
7	(iv)	<b>01B04</b>	Individual Women Swarozgaries Assisted {Number}	**	49	
8	(v)	<b>01B05</b>	Individual Disabled Swarozgaries Assisted {Number}	**	0	
<b><u>Self Help Groups (SHG)</u></b>						
9	(i)	<b>01E01</b>	Formed under SGSY {Number}	**	60	
10	(ii)	<b>01E02</b>	To whom income generating activities provided {Number}	16	33	206
<b><u>Distribution of waste land to the landless</u></b>						
11	(i)	<b>03E01</b>	Total Land Distributed {Hectare}	**	0	
12	(ii)	<b>03E02</b>	Land Distributed to SC {Hectare}	**	0	
13	(iii)	<b>03E03</b>	Land Distributed to ST {Hectare}	**	0	
14	(iv)	<b>03E04</b>	Land Distributed to Others {Hectare}	**	0	
<b><u>Minimum Wages Enforcement (including Farm Labour)</u></b>						
15	(i)	<b>04B01</b>	Agriculture and Farm Workers: Inspections made {Number}	**	0	
16	(ii)	<b>04B02</b>	Agriculture and Farm Workers: Irregularities detected {Number}	**	0	
17	(iii)	<b>04B03</b>	Agriculture and Farm Workers: Irregularities rectified {Number}	**	0	
18	(iv)	<b>04B04</b>	Agriculture and Farm Workers: Claims filed {Number}	**	0	
19	(v)	<b>04B05</b>	Agriculture and Farm Workers: Claims settled {Number}	**	0	
20	(vi)	<b>04B06</b>	Agriculture and Farm Workers: Prosecution cases Pending {Number}	**	11	
21	(vii)	<b>04B07</b>	Agriculture and Farm Workers: Prosecution cases filed {Number}	**	2	
22	(viii)	<b>04B08</b>	Agriculture and Farm Workers: Prosecution cases decided {Number}	**	5	
23	(ix)	<b>04B10</b>	Agriculture and Farm Workers: Others {Number}	**	0	
<b><u>Food security-Targeted Public Distribution system (APL+BPL+AA Y)</u></b>						
24	(i)	<b>05A02</b>	Off take {Tonnes}	34,020	14,908	44
<b><u>Food security-Targeted Public Distribution system (only AA Y)</u></b>						
25	(i)	<b>05B02</b>	Off take {Tonnes}	1,800	761	42
<b><u>Food Security - Targeted Public Distribution System (Only BPL)</u></b>						
26	(i)	<b>05D02</b>	Off take {Tonnes}	5,340	2,701	51
<b><u>Rural Housing - Indira Awaas Yojana</u></b>						
27	(i)	<b>06A01</b>	Houses constructed {Number}	2,646	437	17

**ANDAMAN AND NICOBAR ISLANDS**

Sl. No.	Sub.Sl. No.	Item Code	Item/Parameter Name {Units}	Target	Achievement	Percent Achievement
				April,2012-March,2013	April,2012-March,2013	
(1)	(2)	(3)	(4)	(5)	(6)	(6)/(5)
			<b><u>EWS/LIG Houses in Urban Areas</u></b>			
28	(i)	<b>06B01</b>	Houses constructed {Number}	10	0	0
			<b><u>Sanitation Programme in Rural Areas</u></b>			
29	(i)	<b>08D01</b>	Individual Household latrines constructed {Number}	**	0	
			<b><u>Institutional Delivery</u></b>			
30	(i)	<b>08E01</b>	Delivery in institutions {Number}	**	5,053	
			<b><u>Universalization of ICDS Scheme</u></b>			
31	(i)	<b>12A01</b>	ICDS Blocks Operational (Cumulative) {Number}	5	5	100
			<b><u>Functional Anganwadis</u></b>			
32	(i)	<b>12B01</b>	Anganwadis Functional (Cumulative) {Number}	711	704	99
			<b><u>No. of Urban poor families assisted under Seven Point Charter</u></b>			
33	(i)	<b>14A01</b>	Poor Families Assisted {Number}	15	0	0
			<b><u>Afforestation ( Public and Forest Lands)</u></b>			
34	(i)	<b>15A01</b>	Area Covered under Plantation {Hectares}	1,100	1,116	101
35	(ii)	<b>15A02</b>	Seedlings planted {Number}	7,00,000	7,06,396	101
			<b><u>Supply of Electricity</u></b>			
36	(i)	<b>18E02</b>	Electricity supplied {Million Units}	241	186	77

**Note:**

\* - Target Not Received.

\*\* - Non-Targetable.

**1 Very Good(90% or above of targets)**

01B01, 01E02, 12A01, 12B01, 15A01, 15A02

**2 Poor(Below 80% of targets)**

05A02, 05B02, 05D02, 06A01, 06B01, 14A01, 18E02

**CHANDIGARH**

Sl. No.	Sub.Sl. No.	Item Code	Item/Parameter Name {Units}	Target	Achievement	Percent Achievement
				April,2012-March,2013	April,2012-March,2013	
(1)	(2)	(3)	(4)	(5)	(6)	(6)/(5)
			<b><u>Employment generation under the NREG Scheme</u></b>			
1	(i)	<b>01A01</b>	No. of job cards issued {Number}	**	0	
2	(ii)	<b>01A02</b>	Employment generated {Number}	**	0	
3	(iii)	<b>01A03</b>	Wages given {Rupees}	**	0	
			<b><u>Self Help Groups (SHG)</u></b>			
4	(i)	<b>01E01</b>	Formed under SGSY {Number}	**	0	
			<b><u>Distribution of waste land to the landless</u></b>			
5	(i)	<b>03E01</b>	Total Land Distributed {Hectare}	**	0	
6	(ii)	<b>03E02</b>	Land Distributed to SC {Hectare}	**	0	
7	(iii)	<b>03E03</b>	Land Distributed to ST {Hectare}	**	0	
8	(iv)	<b>03E04</b>	Land Distributed to Others {Hectare}	**	0	
			<b><u>Minimum Wages Enforcement (including Farm Labour)</u></b>			
9	(i)	<b>04B01</b>	Agriculture and Farm Workers: Inspections made {Number}	**	0	
10	(ii)	<b>04B02</b>	Agriculture and Farm Workers: Irregularities detected {Number}	**	0	
11	(iii)	<b>04B03</b>	Agriculture and Farm Workers: Irregularities rectified {Number}	**	0	
12	(iv)	<b>04B04</b>	Agriculture and Farm Workers: Claims filed {Number}	**	0	
13	(v)	<b>04B05</b>	Agriculture and Farm Workers: Claims settled {Number}	**	0	
14	(vi)	<b>04B06</b>	Agriculture and Farm Workers: Prosecution cases Pending {Number}	**	0	
15	(vii)	<b>04B07</b>	Agriculture and Farm Workers: Prosecution cases filed {Number}	**	0	
16	(viii)	<b>04B08</b>	Agriculture and Farm Workers: Prosecution cases decided {Number}	**	0	
17	(ix)	<b>04B10</b>	Agriculture and Farm Workers: Others {Number}	**	0	
			<b><u>Food security-Targeted Public Distribution system (APL+BPL+AAAY)</u></b>			
18	(i)	<b>05A02</b>	Off take {Tonnes}	36,780	33,429	91
			<b><u>Food security-Targeted Public Distribution system (only AAY)</u></b>			
19	(i)	<b>05B02</b>	Off take {Tonnes}	624	135	22
			<b><u>Food Security - Targeted Public Distribution System (Only BPL)</u></b>			
20	(i)	<b>05D02</b>	Off take {Tonnes}	3,756	3,712	99
			<b><u>EWS/LIG Houses in Urban Areas</u></b>			
21	(i)	<b>06B01</b>	Houses constructed {Number}	2,500	0	0
			<b><u>Sanitation Programme in Rural Areas</u></b>			
22	(i)	<b>08D01</b>	Individual Household latrines constructed {Number}	**	0	
			<b><u>Institutional Delivery</u></b>			
23	(i)	<b>08E01</b>	Delivery in institutions {Number}	**	23,031	
			<b><u>SC Families Assisted</u></b>			
24	(i)	<b>10A01</b>	SC Families Assisted {Number}	905	805	89

# CHANDIGARH

Sl. No.	Sub.Sl. No.	Item Code	Item/Parameter Name {Units}	Target	Achievement	Percent Achievement
				April,2012-March,2013	April,2012-March,2013	
(1)	(2)	(3)	(4)	(5)	(6)	(6)/(5)
<b><u>Universalization of ICDS Scheme</u></b>						
25	(i)	<b>12A01</b>	ICDS Blocks Operational (Cumulative) {Number}	3	3	100
<b><u>Functional Anganwadis</u></b>						
26	(i)	<b>12B01</b>	Anganwadis Functional (Cumulative) {Number}	468	500	107
<b><u>No. of Urban poor families assisted under Seven Point Charter</u></b>						
27	(i)	<b>14A01</b>	Poor Families Assisted {Number}	3,750	186	5
<b><u>Afforestation ( Public and Forest Lands)</u></b>						
28	(i)	<b>15A01</b>	Area Covered under Plantation {Hectares}	300	219	73
29	(ii)	<b>15A02</b>	Seedlings planted {Number}	1,95,000	87,410	45
<b><u>Supply of Electricity</u></b>						
30	(i)	<b>18E02</b>	Electricity supplied {Million Units}	1,637	1,637	100

**Note:**

\* - Target Not Received.

\*\* - Non-Targetable.

**1 Very Good(90% or above of targets)**

05A02, 05D02, 12A01, 12B01, 18E02

**2 Good(Between 80% to 90% targets)**

10A01

**3 Poor(Below 80% of targets)**

05B02, 06B01, 14A01, 15A01, 15A02

**DADRA AND NAGAR HAVELI**

Sl. No.	Sub.Sl. No.	Item Code	Item/Parameter Name {Units}	Target	Achievement	Percent Achievement
				April,2012-March,2013	April,2012-March,2013	
(1)	(2)	(3)	(4)	(5)	(6)	(6)/(5)
<b><u>Employment generation under the NREG Scheme</u></b>						
1	(i)	<b>01A01</b>	No. of job cards issued {Number}	**	1,356	
2	(ii)	<b>01A02</b>	Employment generated {Number}	**	23,352	
3	(iii)	<b>01A03</b>	Wages given {Rupees}	**	36,47,710	
<b><u>Swaranjayanti Gram Swarojgar Yojana</u></b>						
4	(i)	<b>01B01</b>	Individual Swarozgaries Assisted {Number}	9	37	411
5	(ii)	<b>01B02</b>	Individual SC Swarozgaries Assisted {Number}	**	0	
6	(iii)	<b>01B03</b>	Individual ST Swarozgaries Assisted {Number}	**	37	
7	(iv)	<b>01B04</b>	Individual Women Swarozgaries Assisted {Number}	**	14	
8	(v)	<b>01B05</b>	Individual Disabled Swarozgaries Assisted {Number}	**	0	
<b><u>Self Help Groups (SHG)</u></b>						
9	(i)	<b>01E01</b>	Formed under SGSY {Number}	**	8	
10	(ii)	<b>01E02</b>	To whom income generating activities provided {Number}	16	8	50
<b><u>Distribution of waste land to the landless</u></b>						
11	(i)	<b>03E01</b>	Total Land Distributed {Hectare}	**	5	
12	(ii)	<b>03E02</b>	Land Distributed to SC {Hectare}	**	0	
13	(iii)	<b>03E03</b>	Land Distributed to ST {Hectare}	**	0	
14	(iv)	<b>03E04</b>	Land Distributed to Others {Hectare}	**	0	
<b><u>Minimum Wages Enforcement (including Farm Labour)</u></b>						
15	(i)	<b>04B01</b>	Agriculture and Farm Workers: Inspections made {Number}	**	0	
16	(ii)	<b>04B02</b>	Agriculture and Farm Workers: Irregularities detected {Number}	**	0	
17	(iii)	<b>04B03</b>	Agriculture and Farm Workers: Irregularities rectified {Number}	**	0	
18	(iv)	<b>04B04</b>	Agriculture and Farm Workers: Claims filed {Number}	**	0	
19	(v)	<b>04B05</b>	Agriculture and Farm Workers: Claims settled {Number}	**	0	
20	(vi)	<b>04B06</b>	Agriculture and Farm Workers: Prosecution cases Pending {Number}	**	0	
21	(vii)	<b>04B07</b>	Agriculture and Farm Workers: Prosecution cases filed {Number}	**	0	
22	(viii)	<b>04B08</b>	Agriculture and Farm Workers: Prosecution cases decided {Number}	**	0	
23	(ix)	<b>04B10</b>	Agriculture and Farm Workers: Others {Number}	**	0	
<b><u>Food security-Targeted Public Distribution system (APL+BPL+AA Y)</u></b>						
24	(i)	<b>05A02</b>	Off take {Tonnes}	10,464	10,499	100
<b><u>Food security-Targeted Public Distribution system (only AA Y)</u></b>						
25	(i)	<b>05B02</b>	Off take {Tonnes}	2,196	2,220	101
<b><u>Food Security - Targeted Public Distribution System (Only BPL)</u></b>						
26	(i)	<b>05D02</b>	Off take {Tonnes}	5,028	5,036	100
<b><u>Rural Housing - Indira Awaas Yojana</u></b>						
27	(i)	<b>06A01</b>	Houses constructed {Number}	441	415	94

# DADRA AND NAGAR HAVELI

Sl. No.	Sub.Sl. No.	Item Code	Item/Parameter Name {Units}	Target	Achievement	Percent Achievement
				April,2012-March,2013	April,2012-March,2013	
(1)	(2)	(3)	(4)	(5)	(6)	(6)/(5)
<b><u>EWS/LIG Houses in Urban Areas</u></b>						
28	(i)	<b>06B01</b>	Houses constructed {Number}	20	0	0
<b><u>Sanitation Programme in Rural Areas</u></b>						
29	(i)	<b>08D01</b>	Individual Household latrines constructed {Number}	**	0	
<b><u>Institutional Delivery</u></b>						
30	(i)	<b>08E01</b>	Delivery in institutions {Number}	**	5,614	
<b><u>Universalization of ICDS Scheme</u></b>						
31	(i)	<b>12A01</b>	ICDS Blocks Operational (Cumulative) {Number}	2	2	100
<b><u>Functional Anganwadis</u></b>						
32	(i)	<b>12B01</b>	Anganwadis Functional (Cumulative) {Number}	267	268	100
<b><u>No. of Urban poor families assisted under Seven Point Charter</u></b>						
33	(i)	<b>14A01</b>	Poor Families Assisted {Number}	30	0	0
<b><u>Afforestation ( Public and Forest Lands)</u></b>						
34	(i)	<b>15A01</b>	Area Covered under Plantation {Hectares}	250	200	80
35	(ii)	<b>15A02</b>	Seedlings planted {Number}	1,63,000	3,28,000	201
<b><u>Supply of Electricity</u></b>						
36	(i)	<b>18E02</b>	Electricity supplied {Million Units}	4,572	4,399	96

**Note:**

\* - Target Not Received.

\*\* - Non-Targetable.

**1 Very Good(90% or above of targets)**

01B01, 05A02, 05B02, 05D02, 06A01, 12A01, 12B01, 15A02, 18E02

**2 Good(Between 80% to 90% targets)**

15A01

**3 Poor(Below 80% of targets)**

01E02, 06B01, 14A01



**DAMAN AND DIU**

Sl. No.	Sub.Sl. No.	Item Code	Item/Parameter Name {Units}	Target	Achievement	Percent Achievement
				April,2012-March,2013	April,2012-March,2013	
(1)	(2)	(3)	(4)	(5)	(6)	(6)/(5)
<b><u>Employment generation under the NREG Scheme</u></b>						
1	(i)	<b>01A01</b>	No. of job cards issued {Number}	**	0	
2	(ii)	<b>01A02</b>	Employment generated {Number}	**	0	
3	(iii)	<b>01A03</b>	Wages given {Rupees}	**	0	
<b><u>Swaranjayanti Gram Swarojgar Yojana</u></b>						
4	(i)	<b>01B01</b>	Individual Swarozgaries Assisted {Number}	9	2	22
5	(ii)	<b>01B02</b>	Individual SC Swarozgaries Assisted {Number}	**	0	
6	(iii)	<b>01B03</b>	Individual ST Swarozgaries Assisted {Number}	**	5	
7	(iv)	<b>01B04</b>	Individual Women Swarozgaries Assisted {Number}	**	0	
8	(v)	<b>01B05</b>	Individual Disabled Swarozgaries Assisted {Number}	**	0	
<b><u>Self Help Groups (SHG)</u></b>						
9	(i)	<b>01E01</b>	Formed under SGSY {Number}	**	0	
10	(ii)	<b>01E02</b>	To whom income generating activities provided {Number}	16	0	0
<b><u>Distribution of waste land to the landless</u></b>						
11	(i)	<b>03E01</b>	Total Land Distributed {Hectare}	**	0	
12	(ii)	<b>03E02</b>	Land Distributed to SC {Hectare}	**	0	
13	(iii)	<b>03E03</b>	Land Distributed to ST {Hectare}	**	0	
14	(iv)	<b>03E04</b>	Land Distributed to Others {Hectare}	**	0	
<b><u>Minimum Wages Enforcement (including Farm Labour)</u></b>						
15	(i)	<b>04B01</b>	Agriculture and Farm Workers: Inspections made {Number}	**	0	
16	(ii)	<b>04B02</b>	Agriculture and Farm Workers: Irregularities detected {Number}	**	0	
17	(iii)	<b>04B03</b>	Agriculture and Farm Workers: Irregularities rectified {Number}	**	0	
18	(iv)	<b>04B04</b>	Agriculture and Farm Workers: Claims filed {Number}	**	0	
19	(v)	<b>04B05</b>	Agriculture and Farm Workers: Claims settled {Number}	**	0	
20	(vi)	<b>04B06</b>	Agriculture and Farm Workers: Prosecution cases Pending {Number}	**	0	
21	(vii)	<b>04B07</b>	Agriculture and Farm Workers: Prosecution cases filed {Number}	**	0	
22	(viii)	<b>04B08</b>	Agriculture and Farm Workers: Prosecution cases decided {Number}	**	0	
23	(ix)	<b>04B10</b>	Agriculture and Farm Workers: Others {Number}	**	0	
<b><u>Food security-Targeted Public Distribution system (APL+BPL+AAY)</u></b>						
24	(i)	<b>05A02</b>	Off take {Tonnes}	5,652	4,530	80
<b><u>Food security-Targeted Public Distribution system (only AAY)</u></b>						
25	(i)	<b>05B02</b>	Off take {Tonnes}	636	664	104
<b><u>Food Security - Targeted Public Distribution System (Only BPL)</u></b>						
26	(i)	<b>05D02</b>	Off take {Tonnes}	1,044	1,097	105
<b><u>Rural Housing - Indira Awaas Yojana</u></b>						
27	(i)	<b>06A01</b>	Houses constructed {Number}	197	12	6

**DAMAN AND DIU**

Sl. No.	Sub.Sl. No.	Item Code	Item/Parameter Name {Units}	Target	Achievement	Percent Achievement
				April,2012-March,2013	April,2012-March,2013	
(1)	(2)	(3)	(4)	(5)	(6)	(6)/(5)
<b><u>Sanitation Programme in Rural Areas</u></b>						
28	(i)	<b>08D01</b>	Individual Household latrines constructed {Number}	**	0	
<b><u>Institutional Delivery</u></b>						
29	(i)	<b>08E01</b>	Delivery in institutions {Number}	**	3,602	
<b><u>Universalization of ICDS Scheme</u></b>						
30	(i)	<b>12A01</b>	ICDS Blocks Operational (Cumulative) {Number}	2	2	100
<b><u>Functional Anganwadis</u></b>						
31	(i)	<b>12B01</b>	Anganwadis Functional (Cumulative) {Number}	105	102	97
<b><u>Afforestation ( Public and Forest Lands)</u></b>						
32	(i)	<b>15A01</b>	Area Covered under Plantation {Hectares}	15	8	53
33	(ii)	<b>15A02</b>	Seedlings planted {Number}	10,000	25,394	254
<b><u>Energising pump sets</u></b>						
34	(i)	<b>18D01</b>	Pumps sets energized {Number}	25	10	40
<b><u>Supply of Electricity</u></b>						
35	(i)	<b>18E02</b>	Electricity supplied {Million Units}	1,991	1,860	93

**Note:**

\* - Target Not Received.

\*\* - Non-Targetable.

**1 Very Good(90% or above of targets)**

05B02, 05D02, 12A01, 12B01, 15A02, 18E02

**2 Good(Between 80% to 90% targets)**

05A02

**3 Poor(Below 80% of targets)**

01B01, 01E02, 06A01, 15A01, 18D01

**LAKSHADWEEP**

Sl. No.	Sub.Sl. No.	Item Code	Item/Parameter Name {Units}	Target	Achievement	Percent Achievement
				April,2012-March,2013	April,2012-March,2013	
(1)	(2)	(3)	(4)	(5)	(6)	(6)/(5)
<b>1</b>			<b><u>Employment generation under the NREG Scheme</u></b>			
	(i)	<b>01A01</b>	No. of job cards issued {Number}	**	179	
	(ii)	<b>01A02</b>	Employment generated {Number}	**	49,379	
	(iii)	<b>01A03</b>	Wages given {Rupees}	**	1,09,30,400	
<b>2</b>			<b><u>Swaranjavanti Gram Swarojgar Yojana</u></b>			
	(i)	<b>01B01</b>	Individual Swarozgaries Assisted {Number}	9	114	1,267
	(ii)	<b>01B02</b>	Individual SC Swarozgaries Assisted {Number}	**	77	
	(iii)	<b>01B03</b>	Individual ST Swarozgaries Assisted {Number}	**	114	
	(iv)	<b>01B04</b>	Individual Women Swarozgaries Assisted {Number}	**	0	
	(v)	<b>01B05</b>	Individual Disabled Swarozgaries Assisted {Number}	**	0	
<b>3</b>			<b><u>Self Help Groups (SHG)</u></b>			
	(i)	<b>01E01</b>	Formed under SGSY {Number}	**	1	
	(ii)	<b>01E02</b>	To whom income generating activities provided {Number}	16	0	0
<b>4</b>			<b><u>Distribution of waste land to the landless</u></b>			
	(i)	<b>03E01</b>	Total Land Distributed {Hectare}	**	0	
	(ii)	<b>03E02</b>	Land Distributed to SC {Hectare}	**	0	
	(iii)	<b>03E03</b>	Land Distributed to ST {Hectare}	**	0	
	(iv)	<b>03E04</b>	Land Distributed to Others {Hectare}	**	0	
<b>5</b>			<b><u>Minimum Wages Enforcement (including Farm Labour)</u></b>			
	(i)	<b>04B01</b>	Agriculture and Farm Workers: Inspections made {Number}	**	0	
	(ii)	<b>04B02</b>	Agriculture and Farm Workers: Irregularities detected {Number}	**	0	
	(iii)	<b>04B03</b>	Agriculture and Farm Workers: Irregularities rectified {Number}	**	0	
	(iv)	<b>04B04</b>	Agriculture and Farm Workers: Claims filed {Number}	**	0	
	(v)	<b>04B05</b>	Agriculture and Farm Workers: Claims settled {Number}	**	0	
	(vi)	<b>04B06</b>	Agriculture and Farm Workers: Prosecution cases Pending {Number}	**	0	
	(vii)	<b>04B07</b>	Agriculture and Farm Workers: Prosecution cases filed {Number}	**	0	
	(viii)	<b>04B08</b>	Agriculture and Farm Workers: Prosecution cases decided {Number}	**	0	
	(ix)	<b>04B10</b>	Agriculture and Farm Workers: Others {Number}	**	0	
<b>6</b>			<b><u>Food Security</u></b>			
			<b><u>Food security-Targeted Public Distribution system (APL+BPL+AAY)</u></b>			
	(i)	<b>05A02</b>	Off take {Tonnes}	6,620	5,706	86
			<b><u>Food security-Targeted Public Distribution system (only AAY)</u></b>			
	(ii)	<b>05B02</b>	Off take {Tonnes}	504	504	100
			<b><u>Food Security - Targeted Public Distribution System (Only BPL)</u></b>			
	(iii)	<b>05D02</b>	Off take {Tonnes}	756	742	98
<b>7</b>			<b><u>Rural Housing - Indira Awaas Yojana</u></b>			
	(i)	<b>06A01</b>	Houses constructed {Number}	171	115	67
<b>8</b>			<b><u>Sanitation Programme in Rural Areas</u></b>			
	(i)	<b>08D01</b>	Individual Household latrines constructed {Number}	**	0	
<b>9</b>			<b><u>Institutional Delivery</u></b>			
	(i)	<b>08E01</b>	Delivery in institutions {Number}	**	664	

**LAKSHADWEEP**

Sl. No.	Sub.Sl. No.	Item Code	Item/Parameter Name {Units}	Target	Achievement	Percent Achievement
				April,2012-March,2013	April,2012-March,2013	
(1)	(2)	(3)	(4)	(5)	(6)	(6)/(5)
<b>10</b>			<b><u>Universalization of ICDS Scheme</u></b>			
	(i)	<b>12A01</b>	ICDS Blocks Operational (Cumulative) {Number}	9	18	200
<b>11</b>			<b><u>Functional Anganwadis</u></b>			
	(i)	<b>12B01</b>	Anganwadis Functional (Cumulative) {Number}	107	107	100
<b>12</b>			<b><u>Afforestation ( Public and Forest Lands)</u></b>			
	(i)	<b>15A01</b>	Area Covered under Plantation {Hectares}	20	22	110
	(ii)	<b>15A02</b>	Seedlings planted {Number}	13,000	24,269	187
<b>13</b>			<b><u>Supply of Electricity</u></b>			
	(i)	<b>18E02</b>	Electricity supplied {Million Units}	36	36	100

**Note:**

\* - Target Not Received.

\*\* - Non-Targetable.

**1 Very Good(90% or above of targets)**

01B01, 05B02, 05D02, 12A01, 12B01, 15A01, 15A02, 18E02

**2 Good(Between 80% to 90% targets)**

05A02

**3 Poor(Below 80% of targets)**

01E02, 06A01

**LIST OF ITEMS COVERED UNDER (TPP) - 2006**

<b>Point No.</b>	<b>Item No.</b>	<b>Name of the Points/Items</b>
<b>I.</b>		<b>Garibi Hatao [Poverty Eradication]</b>
		<b>Rural Areas</b>
	<b>1.</b>	Employment generation under the <i>Mahatma Gandhi National Rural Employment Guarantee Act (MGNREGA)</i>
	<b>2.</b>	Swaranjayanti Gram Swarajgar Yojana (SGSY)
	<b>3.</b>	Rural Business Hubs in Partnership with Panchayats
	<b>4.</b>	Self help Groups
		<b>Urban Areas</b>
	<b>5.</b>	Swaranjayanti Shehari Rojgar Yojana
<b>II.</b>		<b>Jan Shakti (Power to People)</b>
	<b>6.</b>	Local Self Government (Panchayati Raj and Urban Local Bodies) <ul style="list-style-type: none"> <li>- Activity Mapping for devolution of functions</li> <li>- Budget Flow of Funds</li> <li>- Assignment of Functionaries</li> </ul>
	<b>7.</b>	Quick and Inexpensive Justice – Gram Nyayalayas and Nyaya Panchayats.
	<b>8.</b>	District Planning Committees.
<b>III.</b>		<b>Kisan Mitra [Support to Farmers]</b>
	<b>9.</b>	Water shed development
	<b>10.</b>	Marketing and infrastructural support to farmers
	<b>11.</b>	Irrigation facilities (including minor and micro irrigation) for agriculture
	<b>12.</b>	Credit to farmers
	<b>13.</b>	Distribution of waste land to the landless
<b>IV.</b>		<b>Shramik Kalyan [Labour Welfare]</b>
	<b>14.</b>	Social Security for Agricultural and Unorganised Labour
	<b>15.</b>	Minimum Wages Enforcement (including Farm Labour)
	<b>16.</b>	Prevention of Child Labour
	<b>17.</b>	Welfare of Women Labour
<b>V.</b>		<b>Khadya Suraksha [Food Security ]</b>
	<b>18.</b>	<b>Food Security:</b> <ul style="list-style-type: none"> <li>(i) Targeted Public Distribution system,</li> <li>(ii) Antyodaya Anna Yojana,</li> <li>(iii) Establishing Grain banks in chronically food scarcity areas</li> </ul>
<b>VI.</b>		<b>Subke Liye Aawas [Housing for All]</b>
	<b>19</b>	Rural Housing - Indira Awaas Yojana
	<b>20.</b>	EWS/LIG Houses in Urban Areas

Contd.....

Point No.	Item No.	Name of the Points/Items
<b>VII.</b>		<b>Shudh Peya Jal [Clean Drinking Water]</b>
	<b>21.</b>	Rural Areas. - National Rural Drinking Water Programme-( <i>NRDWP</i> )
	<b>22.</b>	Urban Areas: - Accelerated Urban Water Supply Programme
<b>VIII.</b>		<b>Jan Jan Ka Swasthya [Health for All]</b>
	<b>23.</b>	Control and prevention of major diseases: (a) HIV/AIDS (b) TB (c) Malaria (d) Leprosy (e) Blindness
	<b>24.</b>	National Rural Health Mission
	<b>25.</b>	Immunisation of Children
	<b>26.</b>	Sanitation Programme in - Rural Areas - Urban areas
	<b>27.</b>	Institutional Delivery
	<b>28.</b>	Prevention of Female Foeticide
	<b>29.</b>	Supplementary nutrition for Mothers and Children
	<b>30.</b>	Two Child norms
<b>IX.</b>		<b>Sabke Liye Shiksha [Education for All]</b>
	<b>31.</b>	Sarv Shiksha Abhiyan - Compulsory Elementary Education
	<b>32.</b>	Mid Day Meal Scheme
<b>X.</b>		<b>Anusuchit Jaati, Jan Jaati, Alp-sankhyak evam Anya Pichhra Varg Kalyan [Welfare of Scheduled Castes, Scheduled Tribes, Minorities and OBCs]</b>
	<b>33.</b>	SC Families Assisted
	<b>34.</b>	Rehabilitation of Scavengers
	<b>35.</b>	ST Families Assisted
	<b>36.</b>	Rights of Forest dwellers – Owners of minor forest produce
	<b>37.</b>	Particularly Vulnerable Tribal Groups (PTGs)
	<b>38.</b>	No alienation of Tribal lands
	<b>39.</b>	Implementation of Panchayats (Extension to Scheduled Areas) Act [PESA]
	<b>40.</b>	Welfare of Minorities
	<b>41.</b>	Professional education among all minority communities
	<b>42.</b>	Reservation of OBCs in - Education - Employment
<b>XI.</b>		<b>Mahila Kalyan [Women Welfare]</b>
	<b>43.</b>	Financial Assistance for Women Welfare
	<b>44.</b>	Improved participation of women in (a) Panchayats (b) Municipalities (c) State Legislatures (d) Parliament

Contd.....

Point No.	Item No.	Name of the Points/Items
<b>XII.</b>		<b>Bal Kalyan (Child Welfare)</b>
	<b>45.</b>	Universalisation of ICDS Scheme
	<b>46.</b>	Functional Anganwadis
<b>XIII.</b>		<b>Yuva Vikas [Youth Development]</b>
	<b>47.</b>	Sports for all in Rural and Urban areas
	<b>48.</b>	Rashtriya Sadbhavana Yojana
	<b>49.</b>	National Service Scheme (NSS)
<b>XIV.</b>		<b>Basti Sudhar [Improvement of Slums]</b>
	<b>50.</b>	Number of Urban poor families assisted under seven point charter viz. land tenure, housing at affordable cost, water, sanitation, health, education, and social security.
<b>XV.</b>		<b>Paryavaran Sanrakshan evam Van Vridhi [Environment Protection and Afforestation]</b>
	<b>51.</b>	Afforestation (a) Area Covered under Plantation on - Public and Forest Lands (b) Number of Seedlings planted on -Public and Forest Lands
	<b>52.</b>	Prevention of pollution of Rivers and water bodies
	<b>53.</b>	Solid and liquid waste management in - Rural Areas - Urban Areas
<b>XVI.</b>		<b>Samajik Suraksha [Social Security]</b>
	<b>54.</b>	Rehabilitation of handicapped and orphans.
	<b>55.</b>	Welfare of the aged
<b>XVII.</b>		<b>Grameen Sadak [Rural Roads]</b>
	<b>56.</b>	Rural Roads - PMGSY
<b>XVIII.</b>		<b>Grameen Oorja [Energization of Rural Area]</b>
	<b>57.</b>	Bio-diesel Production
	<b>58.</b>	Rajiv Gandhi Grameen Vidyutikaran Yojana
	<b>59.</b>	Renewable Energy
	<b>60.</b>	Energising Pump sets
	<b>61.</b>	Supply of Electricity
	<b>62.</b>	Supply of Kerosene and LPG
<b>XIX.</b>		<b>Pichhara Kshetra Vikas [Development of Backward Areas]</b>
	<b>63.</b>	Backward Regions Grants Fund ( <i>BRGF</i> )
<b>XX.</b>		<b>e- Shasan [IT enabled e-Governance]</b>
	<b>64.</b>	Central and State Governments
	<b>65.</b>	Panchayats and Municipalities

**ABBREVIATIONS USED**

AAY	Antyodaya Anna Yojana
ARWSP	Accelerated Rural Water Supply Programme
DDRS	Deen Dayal Rehabilitation Scheme
EWS	Economically Weaker Section
IAY	Indira Awaas Yojana
ICDS	Integrated Child Development Scheme
LIG	Low Income Group
MWE	Minimum Wages Enforcement
NC	Not Covered
NREGS	National Rural Employment Guarantee Scheme
PC	Partially Covered
PMGSY	Prime Minister Grameen Sadak Yojana
SC	Scheduled Caste
RGGVY	Rajiv Gandhi Grameen Vidyutikaran Yojana
SGRY	Sampoorna Grameen Rojgar yojana
SGSY	Swaranjanayati Gram Swarojgar Yojana
SHG	Self Help Groups
ST	Scheduled Tribe
TPDS	Targeted Public Distribution system