

**TWENTY POINT PROGRAMME-2006**  
**PROGRESS REPORT**  
**FOR THE PERIOD**  
**APRIL 2014 – MARCH 2015**



**GOVERNMENT OF INDIA**  
**MINISTRY OF STATISTICS AND PROGRAMME IMPLEMENTATION**  
**SARDAR PATEL BHAWAN, SANSAD MARG,**  
**NEW DELHI-110 001**

Website: [www.mospi.gov.in](http://www.mospi.gov.in)

# CONTENTS

	Page No.
I. Introduction	1

## PART-I Overall Performance Analysis

II. Progress Report	2
III. Highlights of Performance	3
Table - A: All India Performance	7
Table - B : State-wise Performance	8
Table - C : State -wise and Item-wise Performance	14

## PART- II Performance Tables

Table No.	Description of Item	
1	Employment Generation - <i>MGNREGA</i>	24
2(A)	Number of SHGs promoted (new and revived) during the financial year (NRLM)	25
2(B)	Number of SHGs provided Revolving Fund (RF) during the financial year (NRLM)	27
2(C)	Number of SHGs provided Cumulative Investment Fund (CIF) during the financial year (NRLM)	29
3(A)	Distribution of Waste Land to the Landless	31
3(B)	Waste Land distributed to SC, ST and others	32
4(A)	Minimum Wages Enforcement (including Farm Labour) (i) Inspections made (ii) Irregularities detected (iii) Irregularities rectified	33
4(B)	Minimum Wages Enforcement (including Farm Labour) (i) Claims Filed (ii) Claims Settled	34
4(C)	Minimum Wages Enforcement (including Farm Labour) (i) Prosecution cases pending (ii) Prosecution cases filed (iii) Prosecution cases decided	35
5(A)	<i>Food Security</i> : Targeted Public Distribution System (TPDS) for AAY, APL & BPL,	36
5(B)	<i>Food Security</i> : TPDS for Antyodaya Anna Yojana (AAY) only	38
5(C)	<i>Food Security</i> : TPDS for Below Poverty Line (BPL) only	40
5(D)	<i>Food Security</i> : NFSA for Normal	42
5(E)	<i>Food Security</i> : NFSA for Tide Over	44
6	Rural Housing : Indira Awaas Yojana (IAY)	46

**Contd...**

<b>Table No.</b>	<b>Description of Item</b>	<b>Page No.</b>
7	EWS/LIG Houses in Urban Areas	48
8	<i>National Rural Drinking Water Programme (NRDWP)</i>	
8(A)	Coverage of Habitations (Partially Covered & Slipped back)	50
8(B)	Coverage of Water Quality Affected Habitations	52
9	Sanitation Programme in Rural Areas	54
10	Institutional Delivery	55
11(A)	SC Families assisted under SCA to SCSP & NSFDC	56
11(B)	SC Students assisted under Post-Matric Scholarship	58
12	Universalization of ICDS Scheme	59
13	Functional Anganwadis	61
14	Number of Urban Poor Families assisted under Seven Point Charter	63
15(A)	Afforestation- Area Covered under Plantation (Public and Forest Lands)	65
15(B)	Afforestation: Seedlings Planted (Public and Forest Lands)	67
16	Rural Roads Constructed under (PMGSY)	69
17	Deendayal Upadhyaya Gram Jyoti Yojana (DDUGJY)	71
18	Energising Pump sets	73
19	Supply of Electricity	75

### **PART- III**

#### **State/UT-Wise Performance**

#### **Annexures**

Annexure – 1 : List of Twenty Points.	150
Annexure – 2 : List of 65 items to be monitored under TPP-2006	151
Annexure – 3 : List of Quarterly Monitored Items.	154
Annexure – 4 : Status of receipt of targets for Quarterly Monitored Items.	156
Annexure – 5 : List of items/parameters identified for appraisal.	160
Annexure – 6: List of items under TPP-2006 yet to be operationalised	162
Annexure – 7 : Abbreviations used	163

# **Twenty Point Programme – 2006**

## **An Introduction**

The Twenty Point Programme (TPP) was launched by the Government of India in the year 1975 and was restructured in 1982, 1986 and again in 2006. The restructured programme, known as Twenty Point Programme (TPP) – 2006, became operational with effect from 1<sup>st</sup> April 2007. The programme is meant to give a thrust to schemes relating to poverty alleviation, employment generation in rural areas, housing, education, family welfare & health, protection of environment and many other schemes having a bearing on the quality of life, especially in the rural areas.

2. Twenty Point Programme (TPP) – 2006 originally consisted of 20 Points (**Annexure-1**) and 66 items being monitored individually by Central Nodal Ministries concerned. Up to 2007-08, out of 66 items, 22 items were monitored on monthly basis. In April 2008 *Sampoorna Grameen Rozgar Yojana* (SGRY) has been merged with another item namely *National Rural Employment Guarantee Act* which has now been renamed as *Mahatma Gandhi National Rural Employment Guarantee Act* from 31<sup>st</sup> 2009. Further, in the 12<sup>th</sup> Plan *Swarnajayanti Gram Swarozgar Yojana* (SGSY) has been modified and renamed as *National Rural Livelihood Mission* (NRLM). Targeted Public Distribution System (TPDS) is being gradually replaced with *National Food Security Act* (NFSA). Presently, 65 items are monitored under TPP-2006. These 65 items consist of 162 identified parameters. The list of 65 items is enclosed at **Annexure-2**.

3. Out of 65 items, 19 items (earlier 20) measured on 37 parameters are being monitored on quarterly basis during the period 2014-15, of which 22 parameters are monitored against the targets fixed at the beginning of financial year by the Central Nodal Ministries and State Governments (information in respect of 15 items is being collected from various States/ UTs and for remaining 4 items from the concerned Central Nodal Ministries) (**Annexure-3&4**). For the purpose of quarterly performance, these 22 identified parameters have been taken (**Annexure-5**). The remaining items under TPP-2006 are being monitored on annual basis as the information in respect of these items is made available by the concerned Central Nodal Ministries only on annual basis.

4. Some of the schemes/programmes are yet to be operationalised by the Central Nodal Ministries concerned. These items will be monitored only after the schemes come into existence and their frequency of monitoring will also be decided later. The details of such items are available at **Annexure-6**.

5. The monitoring mechanism for TPP-2006 consists of Block level monitoring in addition to District, State and Central level monitoring. Most of the States/Union Territories have constituted Block, District and State level monitoring committees. At the Centre, the progress of individual items is monitored and reviewed by the Departments/Ministries concerned. The Ministry of Statistics & Programme Implementation (MOSPI) monitors the programme/ schemes covered under TPP-2006 on the basis of performance reports received from State Governments and Central Nodal Ministries.



# Twenty Point Programme-2006

## Progress Report – (April – March 2015)

1. This progress report of Twenty Point Programme-2006 consists of three parts: **Part-I** contains an analysis of the overall performance, whereas **Part-II** deals with item-wise performance and State/UT-wise performance is shown in **Part- III** of the report.
2. The report is compiled on the basis of data received from the Central Nodal Ministries and State Governments/UT Administrations. Presently, 22 parameters are taken for quarterly monitoring. The data is received either through web enabled software developed by National Informatics Centre (NIC) Cell in this Ministry or through fax/e-mail/post. The processing of data has been done in association with NIC Cell.
3. The analysis for the period **April-March 2015** shows that the performance under **fifteen items/parameters** has been **‘Very Good’** (90% or above the targets). These items/parameters are:
  - (i) SC families assisted - under SCA to SCSP & NSFDC
  - (ii) Urban Poor Families assisted under Seven Point Charter
  - (iii) Number of SHGs provided Community Investment Fund (CIF) during the financial year - NRLM
  - (iv) Pumps sets energized
  - (v) Road constructed- PMGSY
  - (vi) Seedlings planted ( Public and Forest Lands)
  - (vii) Number of SHGs provided Revolving Fund (RF) during the financial year - NRLM
  - (viii) Habitations covered (Partially covered & Slipped back) - NRDWP
  - (ix) ICDS Blocks Operational (Cum.)
  - (x) Anganwadis Functional (Cum.)
  - (xi) Food security-National Food Security Act (Tide Over)-NFSA
  - (xii) Supply of Electricity
  - (xiii) Food security-Targeted Public Distribution system (only AAY)
  - (xiv) Villages electrified - DDUGJY
  - (xv) Food Security - Targeted Public Distribution System (only BPL)
4. There are **four** items/parameters in the category of **‘Good’** (80% to 90% of target). These items/parameters are:
  - (i) Area Covered under Plantation (Public and Forest Lands)
  - (ii) Houses constructed - EWS/LIG
  - (iii) Food security-National Food Security Act (Normal)-NFSA
  - (iv) Food security-Targeted Public Distribution system (APL+BPL+AAY)
5. The performance of **three** items/parameters has been **‘Poor’** (below 80% of target). These items/parameters are:
  - (i) Number of SHGs promoted (new and revived) during the financial year – NRLM
  - (ii) Houses constructed - IAY
  - (iii) Coverage of water quality affected habitations - NRDWP
6. Some of items under TPP-2006 namely *Mahatma Gandhi National Rural Employment Guarantee Act (MGNREGA)*, *Sanitation Programme in Rural Area* and *Institutional Delivery* are demand driven, whereas for items like *Distribution of Wasteland to the landless* and *Minimum Wages Enforcement (including Farm Labour)*: concerned administrative Ministries are not in position to provide State/UT-wise targets: as such all these items are being monitored without any targets. Quarterly targets have been worked out on prorata basis. The parameter “SC Students assisted under post-matric scholarship scheme” has been changed from targetable to non-targetable w.e.f April 2014.

## HIGHLIGHTS OF PERFORMANCE

Sl. No.	Item	Achievement for April- March 2015
<b>1- Employment Generated under MGNREGS.</b>		
	(i) No. of Job cards issued	21,10,947 *
	(ii) Employment generated	157.34 crore mandays
	(iii) Wages given	Rs. 23,522.32 crore
<b>2- National Rural Livelihood Mission (NRLM)</b>		
	(i) Number of SHGs promoted (new and revived) during the financial year	2,16,171
	(ii) Number of SHGs provided Revolving Fund (RF) during the financial year	1,46,875
	(iii) Number of SHGs provided Cumulative Investment Fund (CIF) during the financial year	2,20,459
<b>3- Distribution of waste land to the landless</b>		
	Land distributed	56,418 hectare
<b>4- Minimum Wages Enforcement (Including Farm Labour)</b>		
	(i) No. of Inspections made	3,324
	(ii) No. of Irregularities detected	1,734
	(iii) No. of Irregularities rectified	1,516
	(iv) No. of Claims filed	6
	(v) No. of Claims settled	13
	(vi) No. of Prosecution cases pending	3
	(vii) No. of Prosecution cases filed	212
	(viii) No. of Prosecution cases decided	101
<b>5- Food Security: (i) TPDS/ NFSA</b>		
	(i) Food Security: Targeted Public Distribution System (TPDS)	257.76 lakh tonnes
	(ii) Food Security: Antyodaya Anna Yojana (AAY)	56.39 lakh tonnes
	(iii) Food Security: Below Poverty Line (BPL)	96.12 lakh tonnes
	(iv) NFSA (Normal)	183.50 lakh tonnes
	(v) NFSA (Tide Over)	4.61 lakh tonnes
<b>6- Rural Housing-Indira Awaas Yojana</b>		
	No. of Houses constructed	18,39,490
<b>7- EWS/LIG Houses in Urban Areas</b>		
	No. of Houses constructed	1,28,559

Contd.....

<b>Sl. No.</b>	<b>Item</b>	<b>Achievement for April- March 2015</b>
<b>8-</b>	<b>Rural Areas. - National Rural Drinking Water Programme-(NRDWP)</b>	
	(i) Coverage of Habitations (Partially covered & Slipped back)- (NRDWP)	1,19,933
	(ii) Coverage of Water Quality Affected Habitations – (NRDWP)	15,958
<b>9-</b>	<b>Sanitation Programme in Rural Areas</b>	
	No. of Individual household latrines constructed	58,54,987
<b>10-</b>	<b>Institutional Delivery</b>	
	No. of Deliveries in Institutions	149.57 lakh
<b>11-</b>	<b>SC Families Assisted</b>	
	(i) No. of SC Families assisted under SCA to SCSP & NSFDC	19.57 lakh
	(ii) No. of SC Students assisted under post matric scholarship	38.83 lakh
<b>12-</b>	<b>Universalisation of ICDS Schemes</b>	
	No. of ICDS Blocks Operational (Cum.)	7,024
<b>13-</b>	<b>Functional Anganwadis</b>	
	No. of Anganwadis Functional (Cum.)	13.44 lakh
<b>14-</b>	<b>Number of Urban poor families assisted under Seven Point Charter viz. land tenure, housing at affordable cost, water, sanitation, health, education, and social security.</b>	
	No. of Poor Families assisted	12.88 lakh
<b>15-</b>	<b>Afforestation:</b>	
	(i) Area covered under Plantation (Public and Forest Lands)	13,48,412 hectares
	(ii) No. of Seedlings planted (Public and Forest Lands)	122.44 crore
<b>16-</b>	<b>Rural Road- Prime Minister Grameen Sadak Yojana (PMGSY)</b>	
	Length of Road constructed	37,157 Kms
<b>17-</b>	<b>Deendayal Upadhyaya Gram Jyoti Yojana (DDUGJY)</b>	
	No. of Villages electrified	13,232
<b>18-</b>	<b>Energized Pumps sets</b>	
	No. of Pumps sets energized	6,56,846
<b>19-</b>	<b>Supply of Electricity</b>	
	Electricity supplied	10,13,285 Million Units(MU)

**Note:-** \* Some of States are reporting cumulative performance since inception. These are now reconciled with the performance figures supplied by M/o Rural Development to set performance targets during April 2014-March 2015.

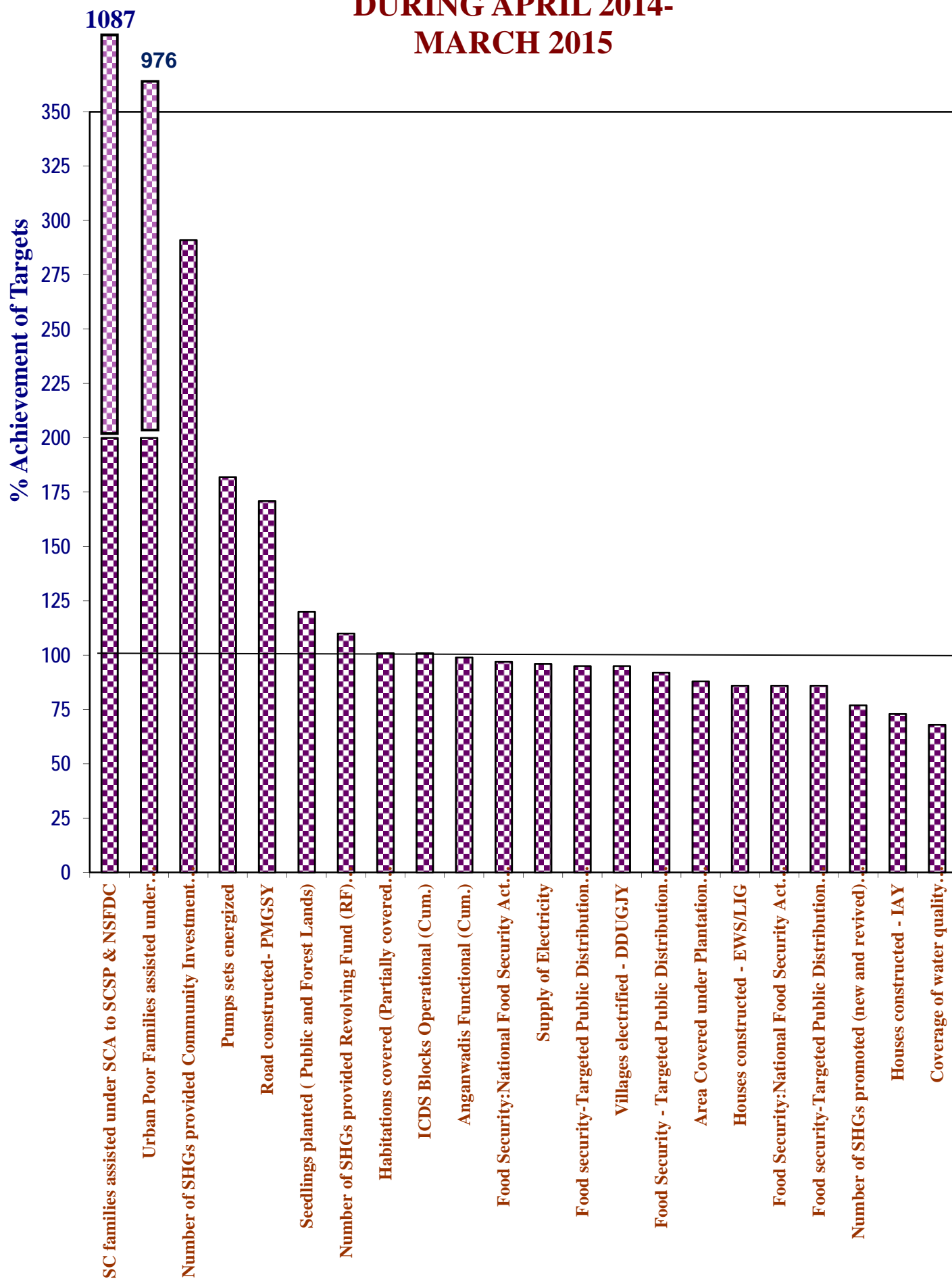
Progress reports of six States i.e. Arunachal Pradesh, Jharkhand, Madhya Pradesh, Manipur, Mizoram & Nagaland for the period April 2014-March 2015 were not received till scheduled date, therefore, last available figures have been considered.

# **TWENTY POINT PROGRAMME - 2006**

## **PART - I**

### **OVERALL PERFORMANCE ANALYSIS**

# ALL INDIA PERFORMANCE OF TARGET ORIENTED PARAMETERS DURING APRIL 2014- MARCH 2015



## ACHIEVEMENT HIGHLIGHTS

### PERFORMANCE DURING April 2014 to March 2015

The cumulative performance during April 2014 to March 2015 has been "Very Good" for 14 item(s), "Good" for 5 item(s), and "Poor" for 3 item(s).

#### A. "Very Good" Performance (90% or above of targets)

<u>S.No.</u>	<u>Items</u>	<u>% Achievement</u>
1	SC families assisted under SCA to SCSP & NSFDC	1,087
2	Urban Poor Families assisted under Seven Point Charter	976
3	Number of SHGs provided Community Investment Fund (CIF) during the financial year - NRLM	291
4	Pumps sets energized	182
5	Road constructed- PMGSY	171
6	Seedlings planted ( Public and Forest Lands)	120
7	Number of SHGs provided Revolving Fund (RF) during the financial year - NRLM	110
8	Habitations covered (Partially covered & Slipped back) - NRDWP	101
9	ICDS Blocks Operational (Cum.)	101
10	Anganwadis Functional (Cum.)	99
11	Food Security:National Food Security Act (Tide Over)-NFSA	97
12	Supply of Electricity	96
13	Food security-Targeted Public Distribution System (only AAY)	95
14	Villages electrified - DDUGJY	95
15	Food Security - Targeted Public Distribution System (only BPL)	92

#### B. "Good" Performance (80% to 90%)

16	Area Covered under Plantation (Public and Forest Lands)	88
17	Houses constructed - EWS/LIG	86
18	Food Security:National Food Security Act (Normal)-NFSA	86
19	Food security-Targeted Public Distribution System (APL+BPL+AAY)	86

#### C. Areas of concern-where the performance is below 80%

20	Number of SHGs promoted (new and revived) during the financial year - NRLM	77
21	Houses constructed - IAY	73
22	Coverage of water quality affected habitations - NRDWP	68

**Table - A**  
**Targets and achievements during the period April 2014 to March 2015**  
**ALL INDIA PERFORMANCE**

Sl. No.	Item Description	Units	Targets	Achievements	% Achievements of Targets during April 2014-March 2015
			2014-2015	April 2014-March 2015	
1	Number of SHGs promoted (new and revived) during the financial year - NRLM	Number	2,79,707	2,16,171	77
2	Number of SHGs provided Revolving Fund (RF) during the financial year - NRLM	Number	1,33,290	1,46,788	110
3	Number of SHGs provided Community Investment Fund (CIF) during the financial year - NRLM	Number	75,814	2,20,459	291
4	Food Security:Targeted Public Distribution System(TPDS)	Tonnes	3,01,43,558	2,57,76,154	86
5	Food Security:Antodaya Anna Yojana(AAY)	Tonnes	59,24,958	56,39,044	95
6	Food Security:Targeted Public Distribution System (Only BPL)	Tonnes	1,04,92,530	96,12,108	92
7	Food Security:National Food Security Act(Normal)-NFSA	Tonnes	2,13,93,193	1,83,49,571	86
8	Food Security:National Food Security Act(Tide Over)-NFSA	Tonnes	4,76,162	4,60,928	97
9	Houses constructed - IAY	Number	25,15,108	18,39,490	73
10	Houses constructed - EWS/LIG	Number	1,50,000	1,28,559	86
11	Habitations covered (Partially covered & Slipped back) - NRDWP	Number	1,18,671	1,19,933	101
12	Coverage of water quality affected habitations - NRDWP	Number	23,427	15,958	68
13	SC families assisted - under SCA to SCSP & NSFDC	Number	1,80,000	19,57,119	1087
14	ICDS Blocks Operational (Cum.)	Number	6,952	7,024	101
15	Anganwadis Functional (Cum.)	Number	13,53,081	13,43,711	99
16	Urban Poor Families assisted under Seven Point Charter	Number	1,32,000	12,88,018	976
17	Area Covered under Plantation ( Public and Forest Lands)	Hectares	15,34,923	13,48,412	88
18	Seedlings planted ( Public and Forest Lands)	Number	1,01,88,81,000	1,22,44,06,605	120
19	Road constructed- PMGSY	Kilometer	21,775	37,157	171
20	Villages electrified - DDUGJY	Number	14,000	13,232	95
21	Pumps sets energized	Number	3,61,458	6,56,846	182
22	Electricity supplied	Million Units	10,50,989	10,13,285	96

**Table - B**

**STATE-WISE PERFORMANCE DURING April 2014 to March 2015 (PERCENT ACHIEVEMENT)**

S. No	Description	ALL INDIA	AP	ARP	AS	BI	CHHA.	DELHI	GOA
1	Number of SHGs promoted (new and revived) during the financial year - NRLM	77	512	0	122	89	139	NA	NA
2	Number of SHGs provided Revolving Fund (RF) during the financial year - NRLM	110	NA	0	361	75	185	NA	NA
3	Number of SHGs provided Community Investment Fund (CIF) during the financial year - NRLM	291	NA	NA	216	71	156	NA	NA
4	Food security-Targeted Public Distribution system (APL+BPL+AAY)	86	60	95	97	NA	NA	NA	91
5	Food security-Targeted Public Distribution system (only AAY)	95	72	99	99	NA	NA	NA	92
6	Food Security - Targeted Public Distribution System (Only BPL)	92	69	98	98	NA	NA	NA	91
7	Food Security:National Food Security Act(Normal)-NFSA	86	NA	NA	NA	76	99	106	NA
8	Food Security:National Food Security Act(Tide Over)-NFSA	97	NA	NA	NA	NA	NA	93	NA
9	Houses constructed - IAY	73	60	5	52	166	104	NA	326
10	Houses constructed - EWS/LIG	86	74	27	0	40	129	173	NA
11	Habitations covered (Partially covered & Slipped back) - NRDWP	101	100	81	71	100	144	NA	NA
12	Coverage of water quality affected habitations - NRDWP	68	151	35	54	78	82	NA	NA
13	SC families assisted - under SCA to SCSP & NSFDC	1,087	250	NA	641	102	0	164	0
14	ICDS Blocks Operational (Cum.)	101	132	100	101	100	100	173	109
15	Anganwadis Functional (Cum.)	99	122	98	100	100	95	99	100
16	Urban Poor Families assisted under Seven Point Charter	976	455	0	121	0	0	202	NA
17	Area Covered under Plantation ( Public and Forest Lands)	88	104	1	0	408	144	212	113
18	Seedlings planted ( Public and Forest Lands)	120	170	1	0	408	167	212	94
19	Road constructed- PMGSY	171	139	122	121	125	405	NA	NA
20	Villages electrified - DDUGJY	95	NA	154	68	139	96	NA	NA
21	Pumps sets energized	182	173	NA	NA	229	111	NA	130
22	Supply of Electricity	96	95	90	93	97	99	100	99

NA - Not Applicable



**Table - B(Contd.)**

**STATE-WISE PERFORMANCE DURING April 2014 to March 2015 (PERCENT ACHIEVEMENT)**

S. No	Description	ALL INDIA	GUJ	HRY	HP	J&K	JHAR.	KAR	KER
1	Number of SHGs promoted (new and revived) during the financial year - NRLM	77	35	94	181	44	83	208	40
2	Number of SHGs provided Revolving Fund (RF) during the financial year - NRLM	110	377	112	506	44	82	196	82
3	Number of SHGs provided Community Investment Fund (CIF) during the financial year - NRLM	291	132	66	4,134	69	118	111	214
4	Food security-Targeted Public Distribution system (APL+BPL+AAY)	86	90	NA	NA	88	71	NA	98
5	Food security-Targeted Public Distribution system (only AAY)	95	97	NA	NA	90	93	NA	97
6	Food Security - Targeted Public Distribution System (Only BPL)	92	99	NA	NA	89	92	NA	97
7	Food Security:National Food Security Act(Normal)-NFSA	86	NA	92	97	NA	NA	91	NA
8	Food Security:National Food Security Act(Tide Over)-NFSA	97	NA	NA	99	NA	NA	NA	NA
9	Houses constructed - IAY	73	192	20	37	67	75	110	75
10	Houses constructed - EWS/LIG	86	100	310	71	0	44	675	14
11	Habitations covered (Partially covered & Slipped back) - NRDWP	101	238	109	103	81	44	154	19
12	Coverage of water quality affected habitations - NRDWP	68	138	57	NA	20	119	69	49
13	SC families assisted - under SCA to SCSP & NSFDC	1,087	2,604	1,509	774	20	9,863	257	2,161
14	ICDS Blocks Operational (Cum.)	101	100	100	103	100	100	110	100
15	Anganwadis Functional (Cum.)	99	101	100	100	100	100	100	100
16	Urban Poor Families assisted under Seven Point Charter	976	3,412	394	15,931	0	3,849	147	177
17	Area Covered under Plantation ( Public and Forest Lands)	88	131	89	104	64	33	112	49
18	Seedlings planted ( Public and Forest Lands)	120	193	93	104	69	51	117	22
19	Road constructed- PMGSY	171	191	178	187	124	249	97	58
20	Villages electrified - DDUGJY	95	NA	NA	NA	24	35	138	83
21	Pumps sets energized	182	144	109	167	NA	26	364	97
22	Supply of Electricity	96	100	100	99	81	97	96	99

NA - Not Applicable

**Table - B(Contd.)**

**STATE-WISE PERFORMANCE DURING April 2014 to March 2015 (PERCENT ACHIEVEMENT)**

S. No	Description	ALL INDIA	MP	MAH	MANI	MEGH	MIZ	NAGA	ODIS.
1	Number of SHGs promoted (new and revived) during the financial year - NRLM	77	83	94	0	24	46	39	34
2	Number of SHGs provided Revolving Fund (RF) during the financial year - NRLM	110	92	154	0	0	299	155	102
3	Number of SHGs provided Community Investment Fund (CIF) during the financial year - NRLM	291	76	131	0	0	0	0	6
4	Food security-Targeted Public Distribution system (APL+BPL+AAY)	86	NA	NA	101	100	96	108	92
5	Food security-Targeted Public Distribution system (only AAY)	95	NA	NA	100	100	89	108	101
6	Food Security - Targeted Public Distribution System (Only BPL)	92	NA	NA	100	100	91	108	101
7	Food Security:National Food Security Act(Normal)-NFSA	86	89	89	NA	NA	NA	NA	NA
8	Food Security:National Food Security Act(Tide Over)-NFSA	97	NA	NA	NA	NA	NA	NA	NA
9	Houses constructed - IAY	73	37	53	72	109	21	75	31
10	Houses constructed - EWS/LIG	86	7	68	0	0	0	0	22
11	Habitations covered (Partially covered & Slipped back) - NRDWP	101	88	93	97	123	83	113	163
12	Coverage of water quality affected habitations - NRDWP	68	79	63	NA	79	NA	61	60
13	SC families assisted - under SCA to SCSP & NSFDC	1,087	3,263	104	0	0	0	NA	777
14	ICDS Blocks Operational (Cum.)	101	100	100	102	100	100	100	104
15	Anganwadis Functional (Cum.)	99	100	89	91	99	93	96	99
16	Urban Poor Families assisted under Seven Point Charter	976	66	114	0	113	0	0	137
17	Area Covered under Plantation ( Public and Forest Lands)	88	6	56	80	48	0	0	109
18	Seedlings planted ( Public and Forest Lands)	120	100	81	98	169	0	0	105
19	Road constructed- PMGSY	171	247	91	127	45	43	134	160
20	Villages electrified - DDUGJY	95	88	65	664	70	249	136	64
21	Pumps sets energized	182	800	NA	NA	NA	NA	NA	420
22	Supply of Electricity	96	99	99	96	85	93	96	98

NA - Not Applicable

**Table - B(Contd.)**

**STATE-WISE PERFORMANCE DURING April 2014 to March 2015 (PERCENT ACHIEVEMENT)**

S. No	Description	ALL INDIA	PUDU	PUN	RAJ	SIK	TN	TG	TRI
1	Number of SHGs promoted (new and revived) during the financial year - NRLM	77	NA	95	105	0	31	445	26
2	Number of SHGs provided Revolving Fund (RF) during the financial year - NRLM	110	NA	77	168	0	59	NA	8
3	Number of SHGs provided Community Investment Fund (CIF) during the financial year - NRLM	291	NA	146	234	0	0	NA	0
4	Food security-Targeted Public Distribution system (APL+BPL+AAY)	86	10	NA	NA	97	83	36	99
5	Food security-Targeted Public Distribution system (only AAY)	95	34	NA	NA	93	95	40	99
6	Food Security - Targeted Public Distribution System (Only BPL)	92	5	NA	NA	92	81	43	100
7	Food Security:National Food Security Act(Normal)-NFSA	86	NA	22	98	NA	NA	NA	NA
8	Food Security:National Food Security Act(Tide Over)-NFSA	97	NA	NA	NA	NA	NA	NA	NA
9	Houses constructed - IAY	73	29	8	113	35	81	85	241
10	Houses constructed - EWS/LIG	86	0	0	196	14	69	41	292
11	Habitations covered (Partially covered & Slipped back) - NRDWP	101	0	67	134	63	100	99	640
12	Coverage of water quality affected habitations - NRDWP	68	0	6	92	NA	17	156	73
13	SC families assisted - under SCA to SCSP & NSFDC	1,087	1,505	91	283	0	198	402	442
14	ICDS Blocks Operational (Cum.)	101	100	100	100	100	100	77	100
15	Anganwadis Functional (Cum.)	99	100	100	98	102	99	78	100
16	Urban Poor Families assisted under Seven Point Charter	976	0	114	100	1,175	173	74	0
17	Area Covered under Plantation ( Public and Forest Lands)	88	107	27	132	66	128	40	78
18	Seedlings planted ( Public and Forest Lands)	120	318	27	131	58	128	34	78
19	Road constructed- PMGSY	171	NA	113	209	121	518	63	96
20	Villages electrified - DDUGJY	95	NA	NA	111	NA	0	NA	NA
21	Pumps sets energized	182	156	19	134	NA	71	376	NA
22	Supply of Electricity	96	99	99	99	100	97	94	84

NA - Not Applicable

**Table - B(Contd.)**

**STATE-WISE PERFORMANCE DURING April 2014 to March 2015 (PERCENT ACHIEVEMENT)**

S. No	Description	ALL INDIA	UTTA.	UP	WB	A&N	CHND.	D&N	D&D
1	Number of SHGs promoted (new and revived) during the financial year - NRLM	77	84	54	76	NA	NA	NA	NA
2	Number of SHGs provided Revolving Fund (RF) during the financial year - NRLM	110	79	48	12	NA	NA	NA	NA
3	Number of SHGs provided Community Investment Fund (CIF) during the financial year - NRLM	291	0	4	3	NA	NA	NA	NA
4	Food security-Targeted Public Distribution system (APL+BPL+AAAY)	86	105	85	97	73	NA	119	40
5	Food security-Targeted Public Distribution system (only AAAY)	95	128	92	90	115	NA	124	53
6	Food Security - Targeted Public Distribution System (Only BPL)	92	105	92	107	76	NA	104	80
7	Food Security:National Food Security Act(Normal)-NFSA	86	NA	NA	NA	NA	81	NA	NA
8	Food Security:National Food Security Act(Tide Over)-NFSA	97	NA	NA	NA	NA	91	NA	NA
9	Houses constructed - IAY	73	54	65	44	19	NA	0	2
10	Houses constructed - EWS/LIG	86	0	35	76	NA	0	0	NA
11	Habitations covered (Partially covered & Slipped back) - NRDWP	101	94	100	23	175	NA	NA	NA
12	Coverage of water quality affected habitations - NRDWP	68	25	16	109	NA	NA	NA	NA
13	SC families assisted - under SCA to SCSP & NSFDC	1,087	96	204	4,579	NA	799	0	0
14	ICDS Blocks Operational (Cum.)	101	100	100	96	100	100	100	100
15	Anganwadis Functional (Cum.)	99	95	100	109	100	100	99	95
16	Urban Poor Families assisted under Seven Point Charter	976	116	9	6,910	NA	18	0	NA
17	Area Covered under Plantation ( Public and Forest Lands)	88	108	85	79	108	81	100	110
18	Seedlings planted ( Public and Forest Lands)	120	168	208	190	96	81	246	230
19	Road constructed- PMGSY	171	116	256	92	NA	NA	NA	NA
20	Villages electrified - DDUGJY	95	NA	610	48	NA	NA	NA	NA
21	Pumps sets energized	182	162	95	938	NA	NA	0	216
22	Supply of Electricity	96	97	84	99	75	100	100	100

**Table - B(Contd.)**

**STATE-WISE PERFORMANCE DURING April 2014 to March 2015 (PERCENT ACHIEVEMENT)**

S. No	Description	ALL	
		INDIA	LAKSH
1	Number of SHGs promoted (new and revived) during the financial year - NRLM	77	NA
2	Number of SHGs provided Revolving Fund (RF) during the financial year - NRLM	110	NA
3	Number of SHGs provided Community Investment Fund (CIF) during the financial year - NRLM	291	NA
4	Food security-Targeted Public Distribution system (APL+BPL+AAAY)	86	109
5	Food security-Targeted Public Distribution system (only AAAY)	95	200
6	Food Security - Targeted Public Distribution System (Only BPL)	92	100
7	Food Security:National Food Security Act(Normal)-NFSA	86	NA
8	Food Security:National Food Security Act(Tide Over)-NFSA	97	NA
9	Houses constructed - IAY	73	232
10	Houses constructed - EWS/LIG	86	NA
11	Habitations covered (Partially covered & Slipped back) - NRDWP	101	NA
12	Coverage of water quality affected habitations - NRDWP	68	NA
13	SC families assisted - under SCA to SCSP & NSFDC	1,087	NA
14	ICDS Blocks Operational (Cum.)	101	100
15	Anganwadis Functional (Cum.)	99	100
16	Urban Poor Families assisted under Seven Point Charter	976	NA
17	Area Covered under Plantation ( Public and Forest Lands)	88	0
18	Seedlings planted ( Public and Forest Lands)	120	0
19	Road constructed- PMGSY	171	NA
20	Villages electrified - DDUGJY	95	NA
21	Pumps sets energized	182	NA
22	Supply of Electricity	96	100

NA - Not Applicable

## Table - C

Items in which the States/UTs performance is Very Good (90% and above),  
Good (80% to 90%) and Poor (below 80%) during the period  
April 2014 to March 2015

### 1. ANDHRA PRADESH

#### Very Good

Number of SHGs promoted (new and revived) during the financial year - NRLM, Habitations covered (Partially covered & Slipped back) - NRDWP, Coverage of water quality affected habitations - NRDWP, SC families assisted - under SCA to SCSP & NSFDC, ICDS Blocks Operational (Cum.), Anganwadis Functional (Cum.), Urban Poor Families assisted under Seven Point Charter, Area Covered under Plantation (Public and Forest Lands), Seedlings planted (Public and Forest Lands), Road constructed- PMGSY, Pumps sets energized, Electricity supplied

#### Poor

Food Security:Targeted Public Distribution System(TPDS), Food Security:Antodaya Anna Yojana(AAY), Food Security:Targeted Public Distribution System (Only BPL), Houses constructed - IAY, Houses constructed - EWS/LIG

### 2. ARUNACHAL PRADESH

#### Very Good

Food Security:Targeted Public Distribution System(TPDS), Food Security:Antodaya Anna Yojana(AAY), Food Security:Targeted Public Distribution System (Only BPL), ICDS Blocks Operational (Cum.), Anganwadis Functional (Cum.), Road constructed- PMGSY, Villages electrified - DDUGJY, Electricity supplied

#### Good

Habitations covered (Partially covered & Slipped back) - NRDWP

#### Poor

Number of SHGs promoted (new and revived) during the financial year - NRLM, Number of SHGs provided Revolving Fund (RF) during the financial year - NRLM, Houses constructed - IAY, Houses constructed - EWS/LIG, Coverage of water quality affected habitations - NRDWP, Urban Poor Families assisted under Seven Point Charter, Area Covered under Plantation (Public and Forest Lands), Seedlings planted (Public and Forest Lands)

### 3. ASSAM

#### Very Good

Number of SHGs promoted (new and revived) during the financial year - NRLM, Number of SHGs provided Revolving Fund (RF) during the financial year - NRLM, Number of SHGs provided Community Investment Fund (CIF) during the financial year - NRLM, Food Security:Targeted Public Distribution System(TPDS), Food Security:Antodaya Anna Yojana(AAY), Food Security:Targeted Public Distribution System (Only BPL), SC families assisted - under SCA to SCSP & NSFDC, ICDS Blocks Operational (Cum.), Anganwadis Functional (Cum.), Urban Poor Families assisted under Seven Point Charter, Road constructed- PMGSY, Electricity supplied

#### Poor

Houses constructed - IAY, Houses constructed - EWS/LIG, Habitations covered (Partially covered & Slipped back) - NRDWP, Coverage of water quality affected habitations - NRDWP, Area Covered under Plantation (Public and Forest Lands), Seedlings planted (Public and Forest Lands), Villages electrified - DDUGJY

### 4. BIHAR

#### Very Good

Houses constructed - IAY, Habitations covered (Partially covered & Slipped back) - NRDWP, SC families assisted - under SCA to SCSP & NSFDC, ICDS Blocks Operational (Cum.), Anganwadis Functional (Cum.), Area Covered under Plantation (Public and Forest Lands), Seedlings planted (Public and Forest Lands), Road constructed- PMGSY, Villages electrified - DDUGJY, Pumps sets energized, Electricity supplied

#### Good

Number of SHGs promoted (new and revived) during the financial year - NRLM

#### Poor

Number of SHGs provided Revolving Fund (RF) during the financial year - NRLM, Number of SHGs provided Community Investment Fund (CIF) during the financial year - NRLM, Food Security:National Food Security Act(Normal)-NFSA, Houses constructed - EWS/LIG, Coverage of water quality affected habitations - NRDWP, Urban Poor Families assisted under Seven Point Charter

## 5. CHHATISGARH

### Very Good

Number of SHGs promoted (new and revived) during the financial year - NRLM, Number of SHGs provided Revolving Fund (RF) during the financial year - NRLM, Number of SHGs provided Community Investment Fund (CIF) during the financial year - NRLM, Food Security:National Food Security Act(Normal)-NFSA, Houses constructed - IAY, Houses constructed - EWS/LIG, Habitations covered (Partially covered & Slipped back) - NRDWP, ICDS Blocks Operational (Cum.), Anganwadis Functional (Cum.), Area Covered under Plantation ( Public and Forest Lands), Seedlings planted ( Public and Forest Lands), Road constructed-PMGSY, Villages electrified - DDUGJY, Pumps sets energized, Electricity supplied

### Good

Coverage of water quality affected habitations - NRDWP

### Poor

SC families assisted - under SCA to SCSP & NSFDC, Urban Poor Families assisted under Seven Point Charter

## 6. DELHI

### Very Good

Food Security:National Food Security Act(Normal)-NFSA, Food Security:National Food Security Act(Tide Over)-NFSA, Houses constructed - EWS/LIG, SC families assisted - under SCA to SCSP & NSFDC, ICDS Blocks Operational (Cum.), Anganwadis Functional (Cum.), Urban Poor Families assisted under Seven Point Charter, Area Covered under Plantation ( Public and Forest Lands), Seedlings planted ( Public and Forest Lands), Electricity supplied

## 7. GOA

### Very Good

Food Security:Targeted Public Distribution System(TPDS), Food Security:Antodaya Anna Yojana(AAY), Food Security:Targeted Public Distribution System (Only BPL), Houses constructed - IAY, ICDS Blocks Operational (Cum.), Anganwadis Functional (Cum.), Area Covered under Plantation ( Public and Forest Lands), Seedlings planted ( Public and Forest Lands), Pumps sets energized, Electricity supplied

### Poor

SC families assisted - under SCA to SCSP & NSFDC

## 8. GUJARAT

### Very Good

Number of SHGs provided Revolving Fund (RF) during the financial year - NRLM, Number of SHGs provided Community Investment Fund (CIF) during the financial year - NRLM, Food Security:Targeted Public Distribution System(TPDS), Food Security:Antodaya Anna Yojana(AAY), Food Security:Targeted Public Distribution System (Only BPL), Houses constructed - IAY, Houses constructed - EWS/LIG, Habitations covered (Partially covered & Slipped back) - NRDWP, Coverage of water quality affected habitations - NRDWP, SC families assisted - under SCA to SCSP & NSFDC, ICDS Blocks Operational (Cum.), Anganwadis Functional (Cum.), Urban Poor Families assisted under Seven Point Charter, Area Covered under Plantation ( Public and Forest Lands), Seedlings planted ( Public and Forest Lands), Road constructed- PMGSY, Pumps sets energized, Electricity supplied

### Poor

Number of SHGs promoted (new and revived) during the financial year - NRLM

## **9. HARYANA**

### **Very Good**

Number of SHGs promoted (new and revived) during the financial year - NRLM, Number of SHGs provided Revolving Fund (RF) during the financial year - NRLM, Food Security:National Food Security Act(Normal)-NFSA, Houses constructed - EWS/LIG, Habitations covered (Partially covered & Slipped back) - NRDWP, SC families assisted - under SCA to SCSP & NSFDC, ICDS Blocks Operational (Cum.), Anganwadis Functional (Cum.), Urban Poor Families assisted under Seven Point Charter, Seedlings planted ( Public and Forest Lands), Road constructed- PMGSY, Pumps sets energized, Electricity supplied

### **Good**

Area Covered under Plantation ( Public and Forest Lands)

### **Poor**

Number of SHGs provided Community Investment Fund (CIF) during the financial year - NRLM, Houses constructed - IAY, Coverage of water quality affected habitations - NRDWP

## **10. HIMACHAL PRADESH**

### **Very Good**

Number of SHGs promoted (new and revived) during the financial year - NRLM, Number of SHGs provided Revolving Fund (RF) during the financial year - NRLM, Number of SHGs provided Community Investment Fund (CIF) during the financial year - NRLM, Food Security:National Food Security Act(Normal)-NFSA, Food Security:National Food Security Act(Tide Over)-NFSA, Habitations covered (Partially covered & Slipped back) - NRDWP, SC families assisted - under SCA to SCSP & NSFDC, ICDS Blocks Operational (Cum.), Anganwadis Functional (Cum.), Urban Poor Families assisted under Seven Point Charter, Area Covered under Plantation ( Public and Forest Lands), Seedlings planted ( Public and Forest Lands), Road constructed- PMGSY, Pumps sets energized, Electricity supplied

### **Poor**

Houses constructed - IAY, Houses constructed - EWS/LIG

## **11. JAMMU AND KASHMIR**

### **Very Good**

Food Security:Antodaya Anna Yojana(AAY), ICDS Blocks Operational (Cum.), Anganwadis Functional (Cum.), Road constructed- PMGSY

### **Good**

Food Security:Targeted Public Distribution System(TPDS), Food Security:Targeted Public Distribution System (Only BPL), Habitations covered (Partially covered & Slipped back) - NRDWP, Electricity supplied

### **Poor**

Number of SHGs promoted (new and revived) during the financial year - NRLM, Number of SHGs provided Revolving Fund (RF) during the financial year - NRLM, Number of SHGs provided Community Investment Fund (CIF) during the financial year - NRLM, Houses constructed - IAY, Houses constructed - EWS/LIG, Coverage of water quality affected habitations - NRDWP, SC families assisted - under SCA to SCSP & NSFDC, Urban Poor Families assisted under Seven Point Charter, Area Covered under Plantation ( Public and Forest Lands), Seedlings planted ( Public and Forest Lands), Villages electrified - DDUGJY

## **12. JHARKHAND**

### **Very Good**

Number of SHGs provided Community Investment Fund (CIF) during the financial year - NRLM, Food Security:Antodaya Anna Yojana(AAY), Food Security:Targeted Public Distribution System (Only BPL), Coverage of water quality affected habitations - NRDWP, SC families assisted - under SCA to SCSP & NSFDC, ICDS Blocks Operational (Cum.), Anganwadis Functional (Cum.), Urban Poor Families assisted under Seven Point Charter, Road constructed- PMGSY, Electricity supplied

### **Good**

Number of SHGs promoted (new and revived) during the financial year - NRLM, Number of SHGs provided Revolving Fund (RF) during the financial year - NRLM

### **Poor**

Food Security:Targeted Public Distribution System(TPDS), Houses constructed - IAY, Houses constructed - EWS/LIG, Habitations covered (Partially covered & Slipped back) - NRDWP, Area Covered under Plantation ( Public and Forest Lands), Seedlings planted ( Public and Forest Lands), Villages electrified - DDUGJY, Pumps sets energized



### 13. KARNATAKA

#### Very Good

Number of SHGs promoted (new and revived) during the financial year - NRLM, Number of SHGs provided Revolving Fund (RF) during the financial year - NRLM, Number of SHGs provided Community Investment Fund (CIF) during the financial year - NRLM, Food Security:National Food Security Act(Normal)-NFSA, Houses constructed - IAY, Houses constructed - EWS/LIG, Habitations covered (Partially covered & Slipped back) - NRDWP, SC families assisted - under SCA to SCSP & NSFDC, ICDS Blocks Operational (Cum.), Anganwadis Functional (Cum.), Urban Poor Families assisted under Seven Point Charter, Area Covered under Plantation ( Public and Forest Lands), Seedlings planted ( Public and Forest Lands), Road constructed- PMGSY, Villages electrified - DDUGJY, Pumps sets energized, Electricity supplied

#### Poor

Coverage of water quality affected habitations - NRDWP

### 14. KERALA

#### Very Good

Number of SHGs provided Community Investment Fund (CIF) during the financial year - NRLM, Food Security:Targeted Public Distribution System(TPDS), Food Security:Antodaya Anna Yojana(AAY), Food Security:Targeted Public Distribution System (Only BPL), SC families assisted - under SCA to SCSP & NSFDC, ICDS Blocks Operational (Cum.), Anganwadis Functional (Cum.), Urban Poor Families assisted under Seven Point Charter, Pumps sets energized, Electricity supplied

#### Good

Number of SHGs provided Revolving Fund (RF) during the financial year - NRLM, Villages electrified - DDUGJY

#### Poor

Number of SHGs promoted (new and revived) during the financial year - NRLM, Houses constructed - IAY, Houses constructed - EWS/LIG, Habitations covered (Partially covered & Slipped back) - NRDWP, Coverage of water quality affected habitations - NRDWP, Area Covered under Plantation ( Public and Forest Lands), Seedlings planted ( Public and Forest Lands), Road constructed- PMGSY

### 15. MADHYA PRADESH

#### Very Good

Number of SHGs provided Revolving Fund (RF) during the financial year - NRLM, SC families assisted - under SCA to SCSP & NSFDC, ICDS Blocks Operational (Cum.), Anganwadis Functional (Cum.), Seedlings planted ( Public and Forest Lands), Road constructed- PMGSY, Pumps sets energized, Electricity supplied

#### Good

Number of SHGs promoted (new and revived) during the financial year - NRLM, Food Security:National Food Security Act(Normal)-NFSA, Habitations covered (Partially covered & Slipped back) - NRDWP, Villages electrified - DDUGJY

#### Poor

Number of SHGs provided Community Investment Fund (CIF) during the financial year - NRLM, Houses constructed - IAY, Houses constructed - EWS/LIG, Coverage of water quality affected habitations - NRDWP, Urban Poor Families assisted under Seven Point Charter, Area Covered under Plantation ( Public and Forest Lands),

### 16. MAHARASHTRA

#### Very Good

Number of SHGs promoted (new and revived) during the financial year - NRLM, Number of SHGs provided Revolving Fund (RF) during the financial year - NRLM, Number of SHGs provided Community Investment Fund (CIF) during the financial year - NRLM, Habitations covered (Partially covered & Slipped back) - NRDWP, SC families assisted - under SCA to SCSP & NSFDC, ICDS Blocks Operational (Cum.), Urban Poor Families assisted under Seven Point Charter, Road constructed- PMGSY, Electricity supplied

#### Good

Food Security:National Food Security Act(Normal)-NFSA, Anganwadis Functional (Cum.), Seedlings planted ( Public and Forest Lands)

#### Poor

Houses constructed - IAY, Houses constructed - EWS/LIG, Coverage of water quality affected habitations - NRDWP, Area Covered under Plantation ( Public and Forest Lands), Villages electrified - DDUGJY

## 17. MANIPUR

### Very Good

Food Security:Targeted Public Distribution System(TPDS), Food Security:Antodaya Anna Yojana(AAY), Food Security:Targeted Public Distribution System (Only BPL), Habitations covered (Partially covered & Slipped back) - NRDWP, ICDS Blocks Operational (Cum.), Anganwadis Functional (Cum.), Seedlings planted ( Public and Forest Lands), Road constructed- PMGSY, Villages electrified - DDUGJY, Electricity supplied

### Good

Area Covered under Plantation ( Public and Forest Lands)

### Poor

Number of SHGs promoted (new and revived) during the financial year - NRLM, Number of SHGs provided Revolving Fund (RF) during the financial year - NRLM, Number of SHGs provided Community Investment Fund (CIF) during the financial year - NRLM, Houses constructed - IAY, Houses constructed - EWS/LIG, SC families assisted - under SCA to SCSP & NSFDC, Urban Poor Families assisted under Seven Point Charter

## 18. MEGHALAYA

### Very Good

Food Security:Targeted Public Distribution System(TPDS), Food Security:Antodaya Anna Yojana(AAY), Food Security:Targeted Public Distribution System (Only BPL), Houses constructed - IAY, Habitations covered (Partially covered & Slipped back) - NRDWP, ICDS Blocks Operational (Cum.), Anganwadis Functional (Cum.), Urban Poor Families assisted under Seven Point Charter, Seedlings planted ( Public and Forest Lands)

### Good

Electricity supplied

### Poor

Number of SHGs promoted (new and revived) during the financial year - NRLM, Number of SHGs provided Revolving Fund (RF) during the financial year - NRLM, Number of SHGs provided Community Investment Fund (CIF) during the financial year - NRLM, Houses constructed - EWS/LIG, Coverage of water quality affected habitations - NRDWP, SC families assisted - under SCA to SCSP & NSFDC, Area Covered under Plantation ( Public and Forest Lands), Road constructed- PMGSY, Villages electrified - DDUGJY

## 19. MIZORAM

### Very Good

Number of SHGs provided Revolving Fund (RF) during the financial year - NRLM, Food Security:Targeted Public Distribution System(TPDS), Food Security:Targeted Public Distribution System (Only BPL), ICDS Blocks Operational (Cum.), Anganwadis Functional (Cum.), Villages electrified - DDUGJY, Electricity supplied

### Good

Food Security:Antodaya Anna Yojana(AAY), Habitations covered (Partially covered & Slipped back) - NRDWP

### Poor

Number of SHGs promoted (new and revived) during the financial year - NRLM, Number of SHGs provided Community Investment Fund (CIF) during the financial year - NRLM, Houses constructed - IAY, Houses constructed - EWS/LIG, SC families assisted - under SCA to SCSP & NSFDC, Urban Poor Families assisted under Seven Point Charter, Area Covered under Plantation ( Public and Forest Lands), Seedlings planted ( Public and Forest Lands), Road constructed- PMGSY

## 20. NAGALAND

### Very Good

Number of SHGs provided Revolving Fund (RF) during the financial year - NRLM, Food Security:Targeted Public Distribution System(TPDS), Food Security:Antodaya Anna Yojana(AAY), Food Security:Targeted Public Distribution System (Only BPL), Habitations covered (Partially covered & Slipped back) - NRDWP, ICDS Blocks Operational (Cum.), Anganwadis Functional (Cum.), Road constructed- PMGSY, Villages electrified - DDUGJY, Electricity supplied

### Poor

Number of SHGs promoted (new and revived) during the financial year - NRLM, Number of SHGs provided Community Investment Fund (CIF) during the financial year - NRLM, Houses constructed - IAY, Houses constructed - EWS/LIG, Coverage of water quality affected habitations - NRDWP, Urban Poor Families assisted under Seven Point Charter, Area Covered under Plantation ( Public and Forest Lands), Seedlings planted ( Public and Forest Lands)

## 21. ODISHA

### Very Good

Number of SHGs provided Revolving Fund (RF) during the financial year - NRLM, Food Security:Targeted Public Distribution System(TPDS), Food Security:Antodaya Anna Yojana(AAY), Food Security:Targeted Public Distribution System (Only BPL), Habitations covered (Partially covered & Slipped back) - NRDWP, SC families assisted - under SCA to SCSP & NSFDC, ICDS Blocks Operational (Cum.), Anganwadis Functional (Cum.), Urban Poor Families assisted under Seven Point Charter, Area Covered under Plantation ( Public and Forest Lands), Seedlings planted ( Public and Forest Lands), Road constructed- PMGSY, Pumps sets energized, Electricity supplied

### Poor

Number of SHGs promoted (new and revived) during the financial year - NRLM, Number of SHGs provided Community Investment Fund (CIF) during the financial year - NRLM, Houses constructed - IAY, Houses constructed - EWS/LIG, Coverage of water quality affected habitations - NRDWP, Villages electrified - DDUGJY

## 22. PUDUCHERRY

### Very Good

SC families assisted - under SCA to SCSP & NSFDC, ICDS Blocks Operational (Cum.), Anganwadis Functional (Cum.), Area Covered under Plantation ( Public and Forest Lands), Seedlings planted ( Public and Forest Lands), Pumps sets energized, Electricity supplied

### Poor

Food Security:Targeted Public Distribution System(TPDS), Food Security:Antodaya Anna Yojana(AAY), Food Security:Targeted Public Distribution System (Only BPL), Houses constructed - IAY, Houses constructed - EWS/LIG, Habitations covered (Partially covered & Slipped back) - NRDWP, Coverage of water quality affected habitations - NRDWP, Urban Poor Families assisted under Seven Point Charter

## 23. PUNJAB

### Very Good

Number of SHGs promoted (new and revived) during the financial year - NRLM, Number of SHGs provided Community Investment Fund (CIF) during the financial year - NRLM, SC families assisted - under SCA to SCSP & NSFDC, ICDS Blocks Operational (Cum.), Anganwadis Functional (Cum.), Urban Poor Families assisted under Seven Point Charter, Road constructed- PMGSY, Electricity supplied

### Poor

Number of SHGs provided Revolving Fund (RF) during the financial year - NRLM, Food Security:National Food Security Act(Normal)-NFSA, Houses constructed - IAY, Houses constructed - EWS/LIG, Habitations covered (Partially covered & Slipped back) - NRDWP, Coverage of water quality affected habitations - NRDWP, Area Covered under Plantation ( Public and Forest Lands), Seedlings planted ( Public and Forest Lands), Pumps sets energized

## 24. RAJASTHAN

### Very Good

Number of SHGs promoted (new and revived) during the financial year - NRLM, Number of SHGs provided Revolving Fund (RF) during the financial year - NRLM, Number of SHGs provided Community Investment Fund (CIF) during the financial year - NRLM, Food Security:National Food Security Act(Normal)-NFSA, Houses constructed - IAY, Houses constructed - EWS/LIG, Habitations covered (Partially covered & Slipped back) - NRDWP, Coverage of water quality affected habitations - NRDWP, SC families assisted - under SCA to SCSP & NSFDC, ICDS Blocks Operational (Cum.), Anganwadis Functional (Cum.), Urban Poor Families assisted under Seven Point Charter, Area Covered under Plantation ( Public and Forest Lands), Seedlings planted ( Public and Forest Lands), Road constructed- PMGSY, Villages electrified - DDUGJY, Pumps sets energized, Electricity supplied

## 25. SIKKIM

### Very Good

Food Security:Targeted Public Distribution System(TPDS), Food Security:Antodaya Anna Yojana(AAY), Food Security:Targeted Public Distribution System (Only BPL), ICDS Blocks Operational (Cum.), Anganwadis Functional (Cum.), Urban Poor Families assisted under Seven Point Charter, Road constructed- PMGSY, Electricity supplied

### Poor

Number of SHGs promoted (new and revived) during the financial year - NRLM, Number of SHGs provided Revolving Fund (RF) during the financial year - NRLM, Number of SHGs provided Community Investment Fund (CIF) during the financial year - NRLM, Houses constructed - IAY, Houses constructed - EWS/LIG, Habitations covered (Partially covered & Slipped back) - NRDWP, SC families assisted - under SCA to SCSP & NSFDC, Area Covered under Plantation (Public and Forest Lands), Seedlings planted (Public and Forest Lands)

## 26. TAMIL NADU

### Very Good

Food Security:Antodaya Anna Yojana(AAY), Habitations covered (Partially covered & Slipped back) - NRDWP, SC families assisted - under SCA to SCSP & NSFDC, ICDS Blocks Operational (Cum.), Anganwadis Functional (Cum.), Urban Poor Families assisted under Seven Point Charter, Area Covered under Plantation (Public and Forest Lands), Seedlings planted (Public and Forest Lands), Road constructed- PMGSY, Electricity supplied

### Good

Food Security:Targeted Public Distribution System(TPDS), Food Security:Targeted Public Distribution System (Only BPL), Houses constructed - IAY

### Poor

Number of SHGs promoted (new and revived) during the financial year - NRLM, Number of SHGs provided Revolving Fund (RF) during the financial year - NRLM, Number of SHGs provided Community Investment Fund (CIF) during the financial year - NRLM, Houses constructed - EWS/LIG, Coverage of water quality affected habitations - NRDWP, Villages electrified - DDUGJY, Pumps sets energized

## 27. TELANGANA

### Very Good

Number of SHGs promoted (new and revived) during the financial year - NRLM, Habitations covered (Partially covered & Slipped back) - NRDWP, Coverage of water quality affected habitations - NRDWP, SC families assisted - under SCA to SCSP & NSFDC, Pumps sets energized, Electricity supplied

### Good

Houses constructed - IAY

### Poor

Food Security:Targeted Public Distribution System(TPDS), Food Security:Antodaya Anna Yojana(AAY), Food Security:Targeted Public Distribution System (Only BPL), Houses constructed - EWS/LIG, ICDS Blocks Operational (Cum.), Anganwadis Functional (Cum.), Urban Poor Families assisted under Seven Point Charter, Area Covered under Plantation (Public and Forest Lands), Seedlings planted (Public and Forest Lands), Road constructed- PMGSY

## 28. TRIPURA

### Very Good

Food Security:Targeted Public Distribution System(TPDS), Food Security:Antodaya Anna Yojana(AAY), Food Security:Targeted Public Distribution System (Only BPL), Houses constructed - IAY, Houses constructed - EWS/LIG, Habitations covered (Partially covered & Slipped back) - NRDWP, SC families assisted - under SCA to SCSP & NSFDC, ICDS Blocks Operational (Cum.), Anganwadis Functional (Cum.), Road constructed- PMGSY

### Good

Electricity supplied

### Poor

Number of SHGs promoted (new and revived) during the financial year - NRLM, Number of SHGs provided Revolving Fund (RF) during the financial year - NRLM, Number of SHGs provided Community Investment Fund (CIF) during the financial year - NRLM, Coverage of water quality affected habitations - NRDWP, Urban Poor Families assisted under Seven Point Charter, Area Covered under Plantation (Public and Forest Lands), Seedlings planted (Public and Forest Lands)

## 29. UTTARAKHAND

### Very Good

Food Security:Targeted Public Distribution System(TPDS), Food Security:Antodaya Anna Yojana(AAY), Food Security:Targeted Public Distribution System (Only BPL), Habitations covered (Partially covered & Slipped back) - NRDWP, SC families assisted - under SCA to SCSP & NSFDC, ICDS Blocks Operational (Cum.), Anganwadis Functional (Cum.), Urban Poor Families assisted under Seven Point Charter, Area Covered under Plantation ( Public and Forest Lands), Seedlings planted ( Public and Forest Lands), Road constructed- PMGSY, Pumps sets energized, Electricity supplied

### Good

Number of SHGs promoted (new and revived) during the financial year - NRLM

### Poor

Number of SHGs provided Revolving Fund (RF) during the financial year - NRLM, Number of SHGs provided Community Investment Fund (CIF) during the financial year - NRLM, Houses constructed - IAY, Houses constructed - EWS/LIG, Coverage of water quality affected habitations - NRDWP

## 30. UTTAR PRADESH

### Very Good

Food Security:Antodaya Anna Yojana(AAY), Food Security:Targeted Public Distribution System (Only BPL), Habitations covered (Partially covered & Slipped back) - NRDWP, SC families assisted - under SCA to SCSP & NSFDC, ICDS Blocks Operational (Cum.), Anganwadis Functional (Cum.), Seedlings planted ( Public and Forest Lands), Road constructed- PMGSY, Villages electrified - DDUGJY, Pumps sets energized

### Good

Food Security:Targeted Public Distribution System(TPDS), Area Covered under Plantation ( Public and Forest Lands), Electricity supplied

### Poor

Number of SHGs promoted (new and revived) during the financial year - NRLM, Number of SHGs provided Revolving Fund (RF) during the financial year - NRLM, Number of SHGs provided Community Investment Fund (CIF) during the financial year - NRLM, Houses constructed - IAY, Houses constructed - EWS/LIG, Coverage of water quality affected habitations - NRDWP, Urban Poor Families assisted under Seven Point Charter

## 31. WEST BENGAL

### Very Good

Food Security:Targeted Public Distribution System(TPDS), Food Security:Antodaya Anna Yojana(AAY), Food Security:Targeted Public Distribution System (Only BPL), Coverage of water quality affected habitations - NRDWP, SC families assisted - under SCA to SCSP & NSFDC, ICDS Blocks Operational (Cum.), Anganwadis Functional (Cum.), Urban Poor Families assisted under Seven Point Charter, Seedlings planted ( Public and Forest Lands), Road constructed- PMGSY, Pumps sets energized, Electricity supplied

### Poor

Number of SHGs promoted (new and revived) during the financial year - NRLM, Number of SHGs provided Revolving Fund (RF) during the financial year - NRLM, Number of SHGs provided Community Investment Fund (CIF) during the financial year - NRLM, Houses constructed - IAY, Houses constructed - EWS/LIG, Habitations covered (Partially covered & Slipped back) - NRDWP, Area Covered under Plantation ( Public and Forest Lands), Villages electrified - DDUGJY

## 32. ANDAMAN AND NICOBAR ISLANDS

### Very Good

Food Security:Antodaya Anna Yojana(AAY), Habitations covered (Partially covered & Slipped back) - NRDWP, ICDS Blocks Operational (Cum.), Anganwadis Functional (Cum.), Area Covered under Plantation ( Public and Forest Lands), Seedlings planted ( Public and Forest Lands)

### Poor

Food Security:Targeted Public Distribution System(TPDS), Food Security:Targeted Public Distribution System (Only BPL), Houses constructed - IAY, Electricity supplied

### **33. CHANDIGARH**

#### **Very Good**

Food Security:National Food Security Act(Tide Over)-NFSA, SC families assisted - under SCA to SCSP & NSFDC, ICDS Blocks Operational (Cum.), Anganwadis Functional (Cum.), Electricity supplied

#### **Good**

Food Security:National Food Security Act(Normal)-NFSA, Area Covered under Plantation ( Public and Forest Lands), Seedlings planted ( Public and Forest Lands)

#### **Poor**

Houses constructed - EWS/LIG, Urban Poor Families assisted under Seven Point Charter

### **34. DADRA AND NAGAR HAVELI**

#### **Very Good**

Food Security:Targeted Public Distribution System(TPDS), Food Security:Antodaya Anna Yojana(AAY), Food Security:Targeted Public Distribution System (Only BPL), ICDS Blocks Operational (Cum.), Anganwadis Functional (Cum.), Area Covered under Plantation ( Public and Forest Lands), Seedlings planted ( Public and Forest Lands), Electricity supplied

#### **Poor**

Houses constructed - IAY, Houses constructed - EWS/LIG, SC families assisted - under SCA to SCSP & NSFDC, Urban Poor Families assisted under Seven Point Charter, Pumps sets energized

### **35. DAMAN AND DIU**

#### **Very Good**

ICDS Blocks Operational (Cum.), Anganwadis Functional (Cum.), Area Covered under Plantation ( Public and Forest Lands), Seedlings planted ( Public and Forest Lands), Pumps sets energized, Electricity supplied

#### **Good**

Food Security:Targeted Public Distribution System (Only BPL)

#### **Poor**

Food Security:Targeted Public Distribution System(TPDS), Food Security:Antodaya Anna Yojana(AAY), Houses constructed - IAY, SC families assisted - under SCA to SCSP & NSFDC

### **36. LAKSHADWEEP**

#### **Very Good**

Food Security:Targeted Public Distribution System(TPDS), Food Security:Antodaya Anna Yojana(AAY), Food Security:Targeted Public Distribution System (Only BPL), Houses constructed - IAY, ICDS Blocks Operational (Cum.), Anganwadis Functional (Cum.), Electricity supplied

#### **Poor**

Area Covered under Plantation ( Public and Forest Lands), Seedlings planted ( Public and Forest Lands)

# **TWENTY POINT PROGRAMME - 2006**

## **PART - II**

### **ITEM-WISE PERFORMANCE**

Table - 1

## Employment generation under the NREG Scheme

Sl. No.	State/UT Name	No. of job cards issued (Number) April 2014- March 2015	Achievement as reported till December 2014	Employment generated (Number) April 2014- March 2015	Achievement as reported till December 2014	Wages given (Rupees) April 2014- March 2015	Achievement as reported till December 2014
		(3)	(4)	(5)	(6)	(7)	(8)
1	ANDHRA PRADESH	2,06,223	1,72,430	15,60,85,000	13,17,00,000	18,50,85,22,000	15,56,37,81,000
2	ARUNACHAL PRADESH	7936 *	5,752	0 #	0	0 #	0
3	ASSAM	58,402	47,715	2,08,17,000	1,50,99,000	3,36,20,59,000	2,42,78,91,000
4	BIHAR	74939 #	74939	3,72,27,200	3,31,19,100	5,18,18,99,000	4,92,72,16,000
5	CHHATISGARH	0 @	0	5,55,00,000	5,50,38,000	12,38,57,00,000	11,25,01,00,000
6	GOA	1,175	936	1,73,732	1,42,256	3,39,71,000	2,76,42,000
7	GUJARAT	0 @	0	1,81,12,000	1,37,50,000	4,72,32,28,000	3,84,88,39,000
8	HARYANA	0 @	0	61,45,000	44,21,000	1,66,32,35,000	1,02,87,23,000
9	HIMACHAL PRADESH	652 #	652	1,90,20,000	1,39,52,000	2,86,76,80,000	2,23,83,45,000
10	JAMMU AND KASHMIR	36,348	22,701	1,30,93,961	80,92,001	4,12,64,00,000	2,81,10,00,000
11	JHARKHAND	0 @	NR	2,48,39,540	0	2,99,99,18,184	0
12	KARNATAKA	2,61,349	2,55,246	4,34,69,000	2,88,55,000	14,17,72,96,000	9,61,04,41,000
13	KERALA	1,82,198	1,42,198	5,66,97,469	2,92,82,355	14,77,53,30,000	9,94,24,85,000
14	MADHYA PRADESH	0	NR	0	0	0	0
15	MAHARASHTRA	1,82,313	1,67,346	5,89,96,487	3,97,60,965	1,03,48,27,000 \$	7,25,68,59,000
16	MANIPUR	7277 #	7,277	79,56,000 #	79,56,000	1,39,22,99,000 #	1,39,22,99,000
17	MEGHALAYA	13,602	10,521	65,91,000	65,91,000	2,05,44,95,000	46,65,00,000
18	MIZORAM	6711 #	6,711	0 #	0	0 #	0
19	NAGALAND	12510 *	8,375	0 #	0	0 #	0
20	ODISHA	118,091	93,762	5,34,79,000	3,58,36,000	7,24,23,41,000	6,34,36,25,000
21	PUDUCHERRY	304 *	236	3,78,312	2,30,160	6,51,73,000	4,55,00,000
22	PUNJAB	18441 \$	19,005	64,24,163	50,43,163	1,53,72,90,000	1,34,83,78,000
23	RAJASTHAN	0 @	0	16,85,36,000	13,98,25,000	21,09,37,59,000	18,23,01,76,000
24	SIKKIM	1,501	1,382	23,72,946	16,14,007	62,72,77,000	34,96,69,000
25	TAMIL NADU	3,05,832	2,73,433	26,70,72,000	21,50,39,000	39,22,66,96,000	26,64,65,19,000
26	TELANGANA	1,05,147	69,252	10,49,86,000	8,87,59,000	11,37,91,71,000	9,36,77,55,000
27	TRIPURA	9522 #	9,522	5,11,78,588	1,94,15,217	6,94,73,63,000	2,63,67,00,000
28	UTTARAKHAND	26,149	10,539	1,32,15,100	85,65,800	1,97,33,64,800	1,31,99,26,000
29	UTTAR PRADESH	3,15,466	1,65,419	13,07,97,000	7,31,13,113	19,81,02,50,000	12,27,68,33,000
30	WEST BENGAL	156,691	96,876	24,96,69,000	20,09,36,000	35,95,30,93,000	28,43,97,63,000
31	ANDAMAN AND NICOBAR ISLANDS	2107 \$	1,734	5,18,877	2,65,407	7,55,37,000	6,43,65,000
32	DADRA AND NAGAR HAVELI	0	0	6,699	1,754	27,35,000	22,79,000
33	LAKSHADWEEP	61 *	30	11,543	4,956	22,63,000	9,70,000
<b>Grand Total</b>		<b>21,10,947</b>	<b>1,663,989</b>	<b>1,57,33,68,617</b>	<b>1,17,64,07,254</b>	<b>2,35,22,31,71,984</b>	<b>1,79,86,45,79,000</b>

Note: NR: Not reported

# Figures reported earlier have been repeated

\* Figures have been reconciled with that of MoRD

\$ State has revised the figure downward

@ Both state &amp; MoRD have provided negative figure therefore zero figure has been accepted.



Table - 2(A)

**National Rural Livelihood Mission (NRLM)**  
**Number of SHGs promoted (new and revived) during the financial year**  
**(Unit: Number)**

		Target	Achievement	Percent Achievement	
Sl. No.	State/UT Name	2014-2015	April 2014-March 2015	Achievement as reported till December 2014	April 2014-March 2015
(1)	(2)	(3)	(4)	(5)	(4)/(3)
1	ANDHRA PRADESH	3,000	15354 *	0	512
2	ARUNACHAL PRADESH	336	0 *	0	0
3	ASSAM	8,450	10271 *	0	122
4	BIHAR	46,200	41245 *	0	89
5	CHHATISGARH	4160 \$	5797 *	0	139
6	GUJARAT	19,283	6,762	0	35
7	HARYANA	2,500	2,342	1,688	94
8	HIMACHAL PRADESH	434	785 *	0	181
9	JAMMU AND KASHMIR	8,640	3803 *	0	44
10	JHARKHAND	10,846	9017 *	0	83
11	KARNATAKA	9,000	18,689	0	208
12	KERALA	5,300	2140 *	0	40
13	MADHYA PRADESH	20,000	16527 *	0	83
14	MAHARASHTRA	18,000	16,971	0	94
15	MANIPUR	360	0 *	0	0
16	MEGHALAYA	550	134	0	24
17	MIZORAM	725	331 *	0	46
18	NAGALAND	1,645	645 *	0	39
19	ODISHA	32,910	11205 *	0	34
20	PUNJAB	600	572	363	95
21	RAJASTHAN	4,080	4282 \$	19,944	105
22	SIKKIM	108	0	0	0
23	TAMIL NADU	41,770	12,767	0	31
24	TELANGANA	2,000	8,891	0	445
25	TRIPURA	680	175 *	0	26
26	UTTARAKHAND	650	548	0	84
27	UTTAR PRADESH	6,980	3741 *	0	54
28	WEST BENGAL	30,500	23,177	0	76
<b>Grand Total</b>		<b>2,79,707</b>	<b>2,16,171</b>	<b>21,995</b>	<b>77</b>

**Very Good:(90% or above of targets)**

ANDHRA PRADESH, ASSAM, CHHATISGARH, HARYANA, HIMACHAL PRADESH, KARNATAKA, MAHARASHTRA, PUNJAB, RAJASTHAN, TELANGANA

**Good:(Between 80% to 90% targets)**

BIHAR, JHARKHAND, MADHYA PRADESH, UTTARAKHAND

**Poor:(Below 80% of targets)**

ARUNACHAL PRADESH, GUJARAT, JAMMU AND KASHMIR, KERALA, MANIPUR, MEGHALAYA, MIZORAM, NAGALAND, ODISHA, SIKKIM, TAMIL NADU, TRIPURA, UTTAR PRADESH, WEST BENGAL

Note: \* Figures have been reconciled with that of MoRD

\$ State has revised the figure downward

**NRLM: No. of SHGs Promoted (New & Revived)**  
**Off take**  
**% Achievement of Target**  
**During April 2014 - March 2015**

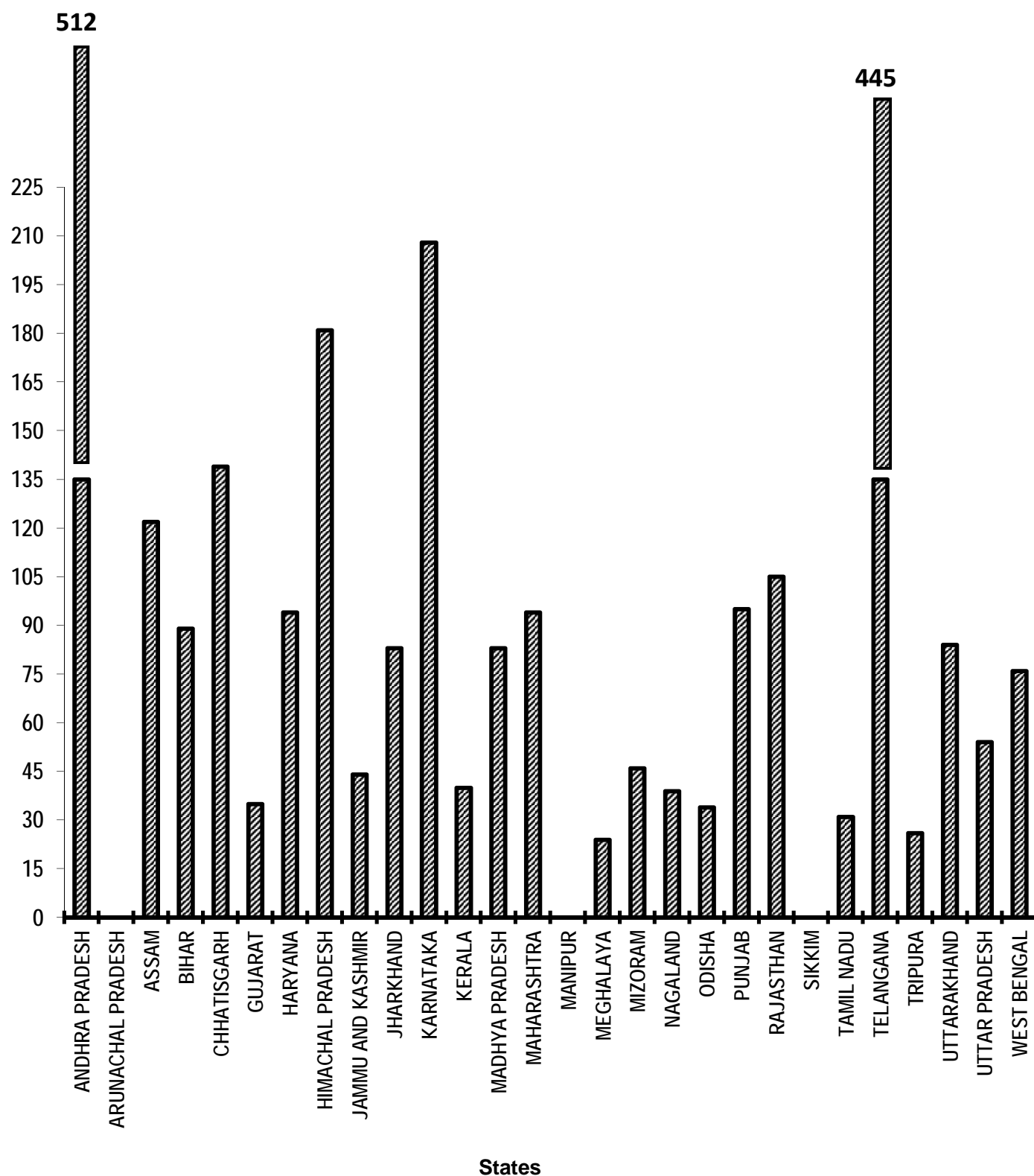


Table - 2(B)

**National Rural Livelihood Mission (NRLM)**  
**Number of SHGs provided Revolving Fund (RF) during the financial year**  
**(Unit: Number)**

		Target	Achievement	Percent Achievement	
Sl. No.	State/UT Name	2014-2015	April 2014-March 2015	Achievement as reported till December 2014	April 2014-March 2015
(1)	(2)	(3)	(4)	(5)	(4)/(3)
1	ANDHRA PRADESH	-	10,862	0	-
2	ARUNACHAL PRADESH	202	0 *	0	0
3	ASSAM	7,895	28,485	0	361
4	BIHAR	22,400	16689 *	0	75
5	CHHATISGARH	2,640	4887 *	0	185
6	GUJARAT	4,751	17,899	0	377
7	HARYANA	1,260	1,407	720	112
8	HIMACHAL PRADESH	300	1,519	0	506
9	JAMMU AND KASHMIR	7,200	3158 *	0	44
10	JHARKHAND	8,863	7309 *	0	82
11	KARNATAKA	4,500	8,833	0	196
12	KERALA	3,700	3029 *	0	82
13	MADHYA PRADESH	12,000	11010 *	0	92
14	MAHARASHTRA	5,734	8,856	0	154
15	MANIPUR	360	0 *	0	0
16	MEGHALAYA	490	0	0	0
17	MIZORAM	135	404 *	0	299
18	NAGALAND	429	664 *	0	155
19	ODISHA	4,740	4842 *	0	102
20	PUNJAB	520	402	123	77
21	RAJASTHAN	3,100	5200 \$	10,890	168
22	SIKKIM	54	0	0	0
23	TAMIL NADU	10,000	5,914	0	59
24	TELANGANA	-	201	0	-
25	TRIPURA	1,130	87 *	0	8
26	UTTARAKHAND	200	158	0	79
27	UTTAR PRADESH	4,187	2003 *	0	48
28	WEST BENGAL	26,500	3,057	0	12
<b>Grand Total</b>		<b>1,33,290</b>	<b>1,46,875</b>	<b>11,733</b>	<b>110</b>

**Very Good:(90% or above of targets)**

ASSAM, CHHATISGARH, GUJARAT, HARYANA, HIMACHAL PRADESH, KARNATAKA, MADHYA PRADESH, MAHARASHTRA, MIZORAM, NAGALAND, ODISHA, RAJASTHAN

**Good:(Between 80% to 90% targets)**

JHARKHAND, KERALA

**Poor:(Below 80% of targets)**

ARUNACHAL PRADESH, BIHAR, JAMMU AND KASHMIR, MANIPUR, MEGHALAYA, PUNJAB, SIKKIM, TAMIL NADU, TRIPURA, UTTARAKHAND, UTTAR PRADESH, WEST BENGAL

Note: \* Figures have been reconciled with that of MoRD

\$ State has revised the figure downward

# NRLM: No. of SHGs Provided Revolving Fund

% Achievement of Target

During April 2014 - March 2015

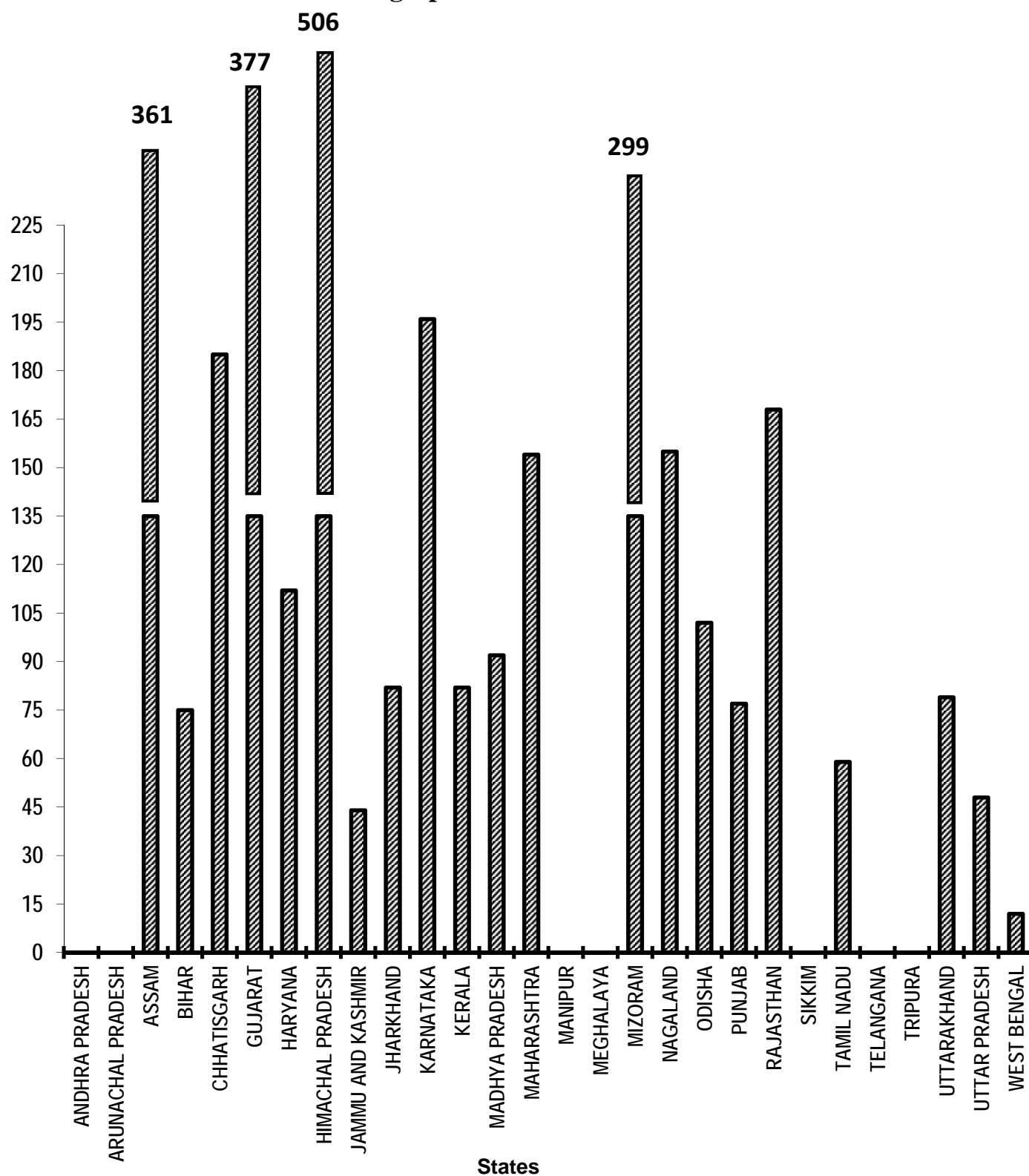


Table - 2(C)

**National Rural Livelihood Mission (NRLM)**  
**Number of SHGs provided Community Investment Fund (CIF) during the financial year**  
**(Unit: Number)**

Sl. No.	State/UT Name	Target	Achievement	Percent Achievement	
		2014-2015	April 2014-March 2015	Achievement as reported till December 2014	April 2014-March 2015
(1)	(2)	(3)	(4)	(5)	(4)/(3)
1	ANDHRA PRADESH	-	1,56,291	0	-
2	ARUNACHAL PRADESH	-	0 *	0	-
3	ASSAM	1,760	3805 *	0	216
4	BIHAR	22,400	15914 *	0	71
5	CHHATISGARH	2,080	3252 *	0	156
6	GUJARAT	3,168	4,194	0	132
7	HARYANA	1,000	659	412	66
8	HIMACHAL PRADESH	150	6,201	0	4,134
9	JAMMU AND KASHMIR	4,500	3114 *	0	69
10	JHARKHAND	4,468	5276 *	0	118
11	KARNATAKA	900	1,000	0	111
12	KERALA	444	950 *	0	214
13	MADHYA PRADESH	13,000	9857 *	0	76
14	MAHARASHTRA	2,200	2,878	0	131
15	MANIPUR	180	0 *	0	0
16	MEGHALAYA	490	0	0	0
17	MIZORAM	174	0 *	0	0
18	NAGALAND	218	0 *	0	0
19	ODISHA	6,636	400 *	0	6
20	PUNJAB	250	366	16	146
21	RAJASTHAN	1,800	4220 \$	6,892	234
22	SIKKIM	54	0	0	0
23	TAMIL NADU	4,814	0	0	0
24	TELANGANA	-	1,906	0	-
25	TRIPURA	566	0	0	0
26	UTTARAKHAND	50	0	0	0
27	UTTAR PRADESH	3,512	150	0	4
28	WEST BENGAL	1,000	26	0	3
<b>Grand Total</b>		<b>75,814</b>	<b>2,20,459</b>	<b>7,320</b>	<b>291</b>

**Very Good:(90% or above of targets)**

ASSAM, CHHATISGARH, GUJARAT, HIMACHAL PRADESH, JHARKHAND, KARNATAKA, KERALA, MAHARASHTRA, PUNJAB, RAJASTHAN

**Poor:(Below 80% of targets)**

BIHAR, HARYANA, JAMMU AND KASHMIR, MADHYA PRADESH, MANIPUR, MEGHALAYA, MIZORAM, NAGALAND, ODISHA, SIKKIM, TAMIL NADU, TRIPURA, UTTARAKHAND, UTTAR PRADESH, WEST BENGAL

Note: \* Figures have been reconciled with that of MoRD  
 \$ State has revised the figure downward

**NRLM: No. of SHGs Provided Cumulative  
Investment Fund (CIF)  
% Achievement of Target  
During April 2014- March 2015**

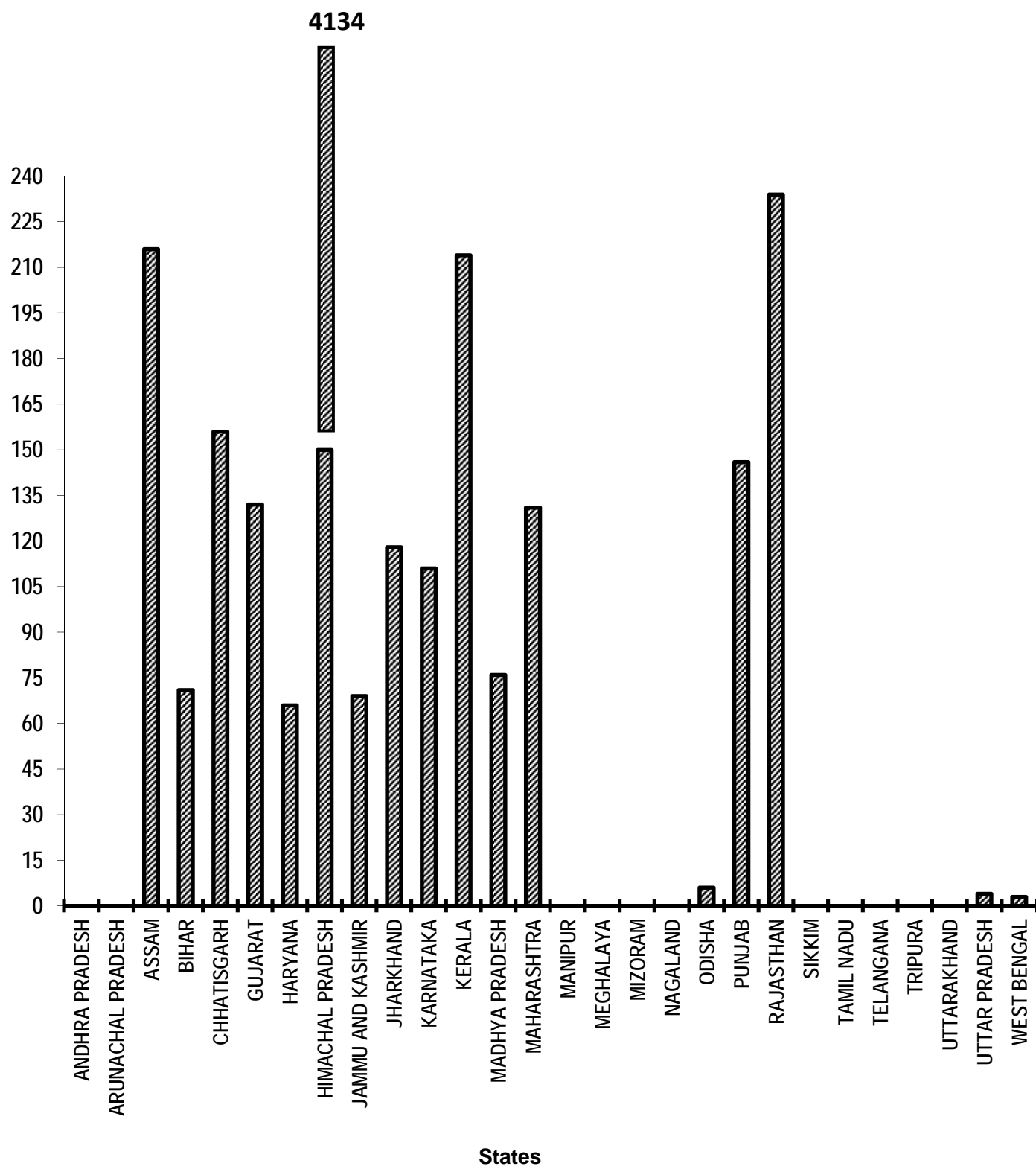


Table - 3(A)

**Distribution of waste land to the landless**  
(Unit: Hectare)

Sl. State/UT No. Name		Total Land Distributed (Hectare) April 2014- March 2015	Achievement as reported till December 2014
(1)	(2)	(3)	(4)
1	ANDHRA PRADESH	20,720	20,720
2	ARUNACHAL PRADESH	0	NR
3	ASSAM	0	0
4	BIHAR	89	76
5	CHHATISGARH	24,125	24,125
6	DELHI	0	0
7	GOA	0	0
8	GUJARAT	0	0
9	HARYANA	0	0
10	JAMMU AND KASHMIR	0	0
11	JHARKHAND	70	NR
12	KARNATAKA	0	0
13	KERALA	0	0
14	MADHYA PRADESH	0	NR
15	MAHARASHTRA	0	0
16	MANIPUR	0	0
17	MEGHALAYA	0	0
18	MIZORAM	0	NR
19	NAGALAND	0	NR
20	ODISHA	8,792	8,378
21	PUDUCHERRY	0	0
22	PUNJAB	0	0
23	RAJASTHAN	0	0
24	SIKKIM	0	0
25	TAMIL NADU	0	0
26	TELANGANA	905	406
27	TRIPURA	0	0
28	UTTARAKHAND	0	0
29	UTTAR PRADESH	877	755
30	WEST BENGAL	840	360
31	ANDAMAN AND NICOBAR ISLANDS	0	NR
32	CHANDIGARH	0	0
33	DADRA AND NAGAR HAVELI	0	0
34	DAMAN AND DIU	0	0
35	LAKSHADWEEP	0	0
<b>Grand Total</b>		<b>56,418</b>	<b>54,820</b>

Note NR: Not reported

Table - 3(B)

## Distribution of waste land to the landless

Sl. No.	State/UT Name	Land Distributed to SC		Land Distributed to ST		Land Distributed to Others	
		(Hectare) April 2014-March 2015	Achievement as reported till December 2014	(Hectare) April 2014-March 2015	Achievement as reported till December 2014	(Hectare) April 2014-March 2015	Achievement as reported till December 2014
(1)	(2)	(3)	(4)	(5)	(6)	(7)	(8)
1	ANDHRA PRADESH	4,184	4,184	6,167	6,167	10,369	10,369
2	ARUNACHAL PRADESH	0	0	0	0	0	0
3	ASSAM	0	0	0	0	0	0
4	BIHAR	73 \$	76	1	0	76 #	76
5	CHHATISGARH	4196 \$	4,197	11760 \$	11,761	8167 \$	8,168
6	DELHI	0	0	0	0	0	0
7	GOA	0	0	0	0	0	0
8	GUJARAT	0	0	0	0	0	0
9	HARYANA	0	0	0	0	0	0
10	JAMMU AND KASHMIR	0	0	0	0	0	0
11	JHARKHAND	14	0	44	0	12	0
12	KARNATAKA	0	0	0	0	0	0
13	KERALA	0	0	0	0	0	0
14	MADHYA PRADESH	0	0	0	0	0	0
15	MAHARASHTRA	0	0	0	0	0	0
16	MANIPUR	0	0	0	0	0	0
17	MEGHALAYA	0	0	0	0	0	0
18	MIZORAM	0	0	0	0	0	0
19	NAGALAND	0	0	0	0	0	0
20	ODISHA	2,212	2,139	5,698	5,484	882	755
21	PUDUCHERRY	0	0	0	0	0	0
22	PUNJAB	0	0	0	0	0	0
23	RAJASTHAN	0	0	0	0	0	0
24	SIKKIM	0	0	0	0	0	0
25	TAMIL NADU	0	0	0	0	0	0
26	TELANGANA	905	406	0	0	0	0
27	TRIPURA	0	0	0	0	0	0
28	UTTARAKHAND	0	0	0	0	0	0
29	UTTAR PRADESH	354	326	0	0	523	429
30	WEST BENGAL	309	146	126	56	339	157
31	ANDAMAN AND NICOBAR ISLANDS	0	0	0	0	0	0
32	CHANDIGARH	0	0	0	0	0	0
33	DADRA AND NAGAR HAVELI	0	0	0	0	0	0
34	DAMAN AND DIU	0	0	0	0	0	0
35	LAKSHADWEEP	0	0	0	0	0	0
Grand Total		12,247	11,474	23,796	23,468	20,368	19,954

Note: \$ State has revised the figure downward

# Figures reported earlier have been repeated



Table - 4(A)

## Minimum Wages Enforcement (including Farm Labour)

Sl. No.	State/UT Name	Agriculture and Farm Workers:		Agriculture and Farm Workers:		Agriculture and Farm Workers:	
		Inspections made (Number)	Achievement as reported till	Irregularities detected (Number)	Achievement as reported till	Irregularities rectified (Number)	Achievement as reported till
(1)	(2)	April 2014- March 2015	December 2014	April 2014- March 2015	December 2014	April 2014- March 2015	December 2014
(3)	(4)	(5)	(6)	(7)	(8)	(9)	(10)
1	ANDHRA PRADESH	0	NR	0	NR	0	NR
2	ARUNACHAL PRADESH	0	NR	0	NR	0	NR
3	ASSAM	0	NR	0	NR	0	NR
4	BIHAR	0	NR	0	NR	0	NR
5	CHHATISGARH	0	NR	0	NR	0	NR
6	DELHI	0	NR	0	NR	0	NR
7	GOA	0	NR	0	NR	0	NR
8	GUJARAT	0	NR	0	NR	0	NR
9	HARYANA	0	NR	0	NR	0	NR
10	HIMACHAL PRADESH	0	NR	0	NR	0	NR
11	JAMMU AND KASHMIR	0	NR	0	NR	0	NR
12	JHARKHAND	0	NR	0	NR	0	NR
13	KARNATAKA	0	NR	0	NR	0	NR
14	KERALA	0	NR	0	NR	0	NR
15	MADHYA PRADESH	0	NR	0	NR	0	NR
16	MAHARASHTRA	0	NR	0	NR	0	NR
17	MANIPUR	0	NR	0	NR	0	NR
18	MEGHALAYA	0	NR	0	NR	0	NR
19	MIZORAM	0	NR	0	NR	0	NR
20	NAGALAND	0	NR	0	NR	0	NR
21	ODISHA	0	NR	0	NR	0	NR
22	PUDUCHERRY	0	NR	0	NR	0	NR
23	PUNJAB	0	NR	0	NR	0	NR
24	RAJASTHAN	2,511	NR	9	NR	4	NR
25	SIKKIM	0	NR	0	NR	0	NR
26	TAMIL NADU	0	NR	0	NR	0	NR
27	TELANGANA	0	NR	0	NR	0	NR
28	TRIPURA	0	NR	0	NR	0	NR
29	UTTARAKHAND	0	NR	0	NR	0	NR
30	UTTAR PRADESH	0	NR	0	NR	0	NR
31	WEST BENGAL	0	NR	0	NR	0	NR
32	ANDAMAN AND NICOBAR ISLANDS	481 *	24	1509 *	196	1509 *	196
33	CHANDIGARH	297 *	201	216 *	89	3 *	3
34	DADRA AND NAGAR HAVELI	11 *	7	0 *	0	0 *	0
35	DAMAN AND DIU	24 *	20	0 *	0	0 *	0
36	LAKSHADWEEP	0	NR	0	NR	0	NR
Grand Total		3,324	251	1,734	285	1,516	199

Note: \* State Figure

NR Not Reported

Table - 4(B)

**Minimum Wages Enforcement (including Farm Labour)**  
(Unit: Number)

Sl. No.	State/UT Name	Agriculture and Farm Workers:		Agriculture and Farm Workers:	
		Claims filed (Number) April 2014-March 2015	Achievement as reported till December 2014	Claims settled (Number) April 2014-March 2015	Achievement as reported till December 2014
(1)	(2)	(3)	(4)	(5)	(6)
1	ANDHRA PRADESH	0	NR	0	NR
2	ARUNACHAL PRADESH	0	NR	0	NR
3	ASSAM	0	NR	0	NR
4	BIHAR	0	NR	0	NR
5	CHHATISGARH	0	NR	0	NR
6	DELHI	0	NR	0	NR
7	GOA	0	NR	0	NR
8	GUJARAT	0	NR	0	NR
9	HARYANA	0	NR	0	NR
10	HIMACHAL PRADESH	0	NR	0	NR
11	JAMMU AND KASHMIR	0	NR	0	NR
12	JHARKHAND	0	NR	0	NR
13	KARNATAKA	0	NR	0	NR
14	KERALA	0	NR	0	NR
15	MADHYA PRADESH	0	NR	0	NR
16	MAHARASHTRA	0	NR	0	NR
17	MANIPUR	0	NR	0	NR
18	MEGHALAYA	0	NR	0	NR
19	MIZORAM	0	NR	0	NR
20	NAGALAND	0	NR	0	NR
21	ODISHA	0	NR	0	NR
22	PUDUCHERRY	0	NR	0	NR
23	PUNJAB	0	NR	0	NR
24	RAJASTHAN	0	NR	0	NR
25	SIKKIM	0	NR	0	NR
26	TAMIL NADU	0	NR	0	NR
27	TELANGANA	0	NR	0	NR
28	TRIPURA	0	NR	0	NR
29	UTTARAKHAND	0	NR	0	NR
30	UTTAR PRADESH	0	NR	0	NR
31	WEST BENGAL	0	NR	0	NR
32	ANDAMAN AND NICOBAR ISLANDS	0 *	0	0 *	0
33	CHANDIGARH	6 *	6	13 *	2
34	DADRA AND NAGAR HAVELI	0 *	0	0 *	0
35	DAMAN AND DIU	0 *	0	0 *	0
36	LAKSHADWEEP	0	NR	0	NR
<b>Grand Total</b>		<b>6</b>	<b>6</b>	<b>13</b>	<b>2</b>

Note: \* State Figure  
NR Not Reported

Table - 4(C)

## Minimum Wages Enforcement (including Farm Labour)

Sl. No.	State/UT Name	Agriculture and Farm Workers: Prosecution cases		Agriculture and Farm Workers: Prosecution cases filed		Agriculture and Farm Workers: Prosecution cases decided	
		Pending (Number) April 2014- March 2015	Achievement as reported till December 2014	(Number) April 2014- March 2015	Achievement as reported till December 2014	(Number) April 2014- March 2015	Achievement as reported till December 2014
(1)	(2)	(3)	(4)	(5)	(6)	(7)	(8)
1	ANDHRA PRADESH	0	NR	0	NR	0	NR
2	ARUNACHAL PRADESH	0	NR	0	NR	0	NR
3	ASSAM	0	NR	0	NR	0	NR
4	BIHAR	0	NR	0	NR	0	NR
5	CHHATISGARH	0	NR	0	NR	0	NR
6	DELHI	0	NR	0	NR	0	NR
7	GOA	0	NR	0	NR	0	NR
8	GUJARAT	0	NR	0	NR	0	NR
9	HARYANA	0	NR	0	NR	0	NR
10	HIMACHAL PRADESH	0	NR	0	NR	0	NR
11	JAMMU AND KASHMIR	0	NR	0	NR	0	NR
12	JHARKHAND	0	NR	0	NR	0	NR
13	KARNATAKA	0	NR	0	NR	0	NR
14	KERALA	0	NR	0	NR	0	NR
15	MADHYA PRADESH	0	NR	0	NR	0	NR
16	MAHARASHTRA	0	NR	0	NR	0	NR
17	MANIPUR	0	NR	0	NR	0	NR
18	MEGHALAYA	0	NR	0	NR	0	NR
19	MIZORAM	0	NR	0	NR	0	NR
20	NAGALAND	0	NR	0	NR	0	NR
21	ODISHA	0	NR	0	NR	0	NR
22	PUDUCHERRY	0	NR	0	NR	0	NR
23	PUNJAB	0	NR	0	NR	0	NR
24	RAJASTHAN	0	NR	0	NR	0	NR
25	SIKKIM	0	NR	0	NR	0	NR
26	TAMIL NADU	0	NR	0	NR	0	NR
27	TELANGANA	0	NR	0	NR	0	NR
28	TRIPURA	0	NR	0	NR	0	NR
29	UTTARAKHAND	0	NR	0	NR	0	NR
30	UTTAR PRADESH	0	NR	0	NR	0	NR
31	WEST BENGAL	0	NR	0	NR	0	NR
32	ANDAMAN AND NICOBAR ISLANDS	3 *	3	0	0	0	0
33	CHANDIGARH	0 *	0	212 *	46	101 *	50
34	DADRA AND NAGAR HAVELI	0 *	0	0 *	0	0 *	0
35	DAMAN AND DIU	0 *	0	0 *	0	0 *	0
36	LAKSHADWEEP	0	NR	0	NR	0	NR
Grand Total		3	3	212	46	101	50

Note: \* State Figure

NR Not Reported

Table - 5(A)

## Food security-Targeted Public Distribution system (APL+BPL+AAAY)

Sl. No.	State/UT Name	Allocation of Food Grains (Tonnes) April 2014-March 2015	β Off take (Tonnes) April 2014-March 2015	Achievement as reported till December 2014	Percentage of offtake w.r.t. Allocation of Food Grains
(1)	(2)	(3)	(4)	(5)	(6)
1	ANDHRA PRADESH	26,29,793	15,87,263	12,66,237	60
2	ARUNACHAL PRADESH	1,01,556	96,646	71,995	95
3	ASSAM	18,90,094	18,40,293	13,66,486	97
4	BIHAR	0	1,89,163	27,44,953	-
5	CHHATISGARH	0	0	9,83,687	-
6	DELHI	0	0	2,79,543	-
7	GOA	63,148	57,239	41,336	91
8	GUJARAT	20,87,795	18,85,738	13,65,997	90
9	HARYANA	0	0	5,88,088	-
10	HIMACHAL PRADESH	0	0	3,71,093	-
11	JAMMU AND KASHMIR	7,56,804	6,66,045	4,93,642	88
12	JHARKHAND	13,59,442	9,58,781	7,06,770	71
13	KARNATAKA	0	0	16,63,086	-
14	KERALA	14,74,349	14,41,726	10,69,228	98
15	MADHYA PRADESH	0	71,762	19,44,163	-
16	MAHARASHTRA	0	1,143	29,41,484	-
17	MANIPUR	1,71,379	1,72,281	1,27,476	101
18	MEGHALAYA	1,88,858	1,88,197	1,39,681	100
19	MIZORAM	70,140	67,419	53,005	96
20	NAGALAND	1,26,876	1,37,329	1,04,322	108
21	ODISHA	21,92,981	20,08,221	13,62,288	92
22	PUDUCHERRY	60,372	5,950	4,757	10
23	PUNJAB	0	0	1,04,206	-
24	RAJASTHAN	0	0	20,40,777	-
25	SIKKIM	44,283	42,789	31,716	97
26	TAMIL NADU	37,22,832	30,82,407	22,10,739	83
27	TELANGANA	11,96,445	4,25,164	3,27,577	36
28	TRIPURA	3,03,249	3,00,224	2,25,025	99
29	UTTARAKHAND	5,12,647	5,39,096	3,77,523	105
30	UTTAR PRADESH	72,74,773	62,13,857	44,27,174	85
31	WEST BENGAL	38,60,971	37,52,948	27,82,680	97
32	ANDAMAN AND NICOBAR ISLANDS	34,020	24,727	16,204	73
33	CHANDIGARH	0	0	20,113	-
34	DADRA AND NAGAR HAVELI	10,470	12,436	10,012	119
35	DAMAN AND DIU	5,661	2,266	578	40
36	LAKSHADWEEP	4,620	5,044	1,849	109
<b>Grand Total</b>		<b>3,01,43,558</b>	<b>2,57,76,154</b>	<b>3,22,65,490</b>	<b>86</b>

**Very Good:(90% or above of targets)**

ARUNACHAL PRADESH, ASSAM, GOA, GUJARAT, KERALA, MANIPUR, MEGHALAYA, MIZORAM, NAGALAND, ODISHA, SIKKIM, TRIPURA, UTTARAKHAND, WEST BENGAL, DADRA AND NAGAR HAVELI, LAKSHADWEEP

**Good:(Between 80% to 90% targets)**

JAMMU AND KASHMIR, TAMIL NADU, UTTAR PRADESH

**Poor:(Below 80% of targets)**

ANDHRA PRADESH, JHARKHAND, PUDUCHERRY, TELANGANA, ANDAMAN AND NICOBAR ISLANDS, DAMAN AND DIU

Note: β M/o CA&PD has revised the figures downward .

# Food Security: Targeted Public Distribution System (APL+BPL+AAY)

## Off take

% Achievement of Target  
During April 2014 - March 2015

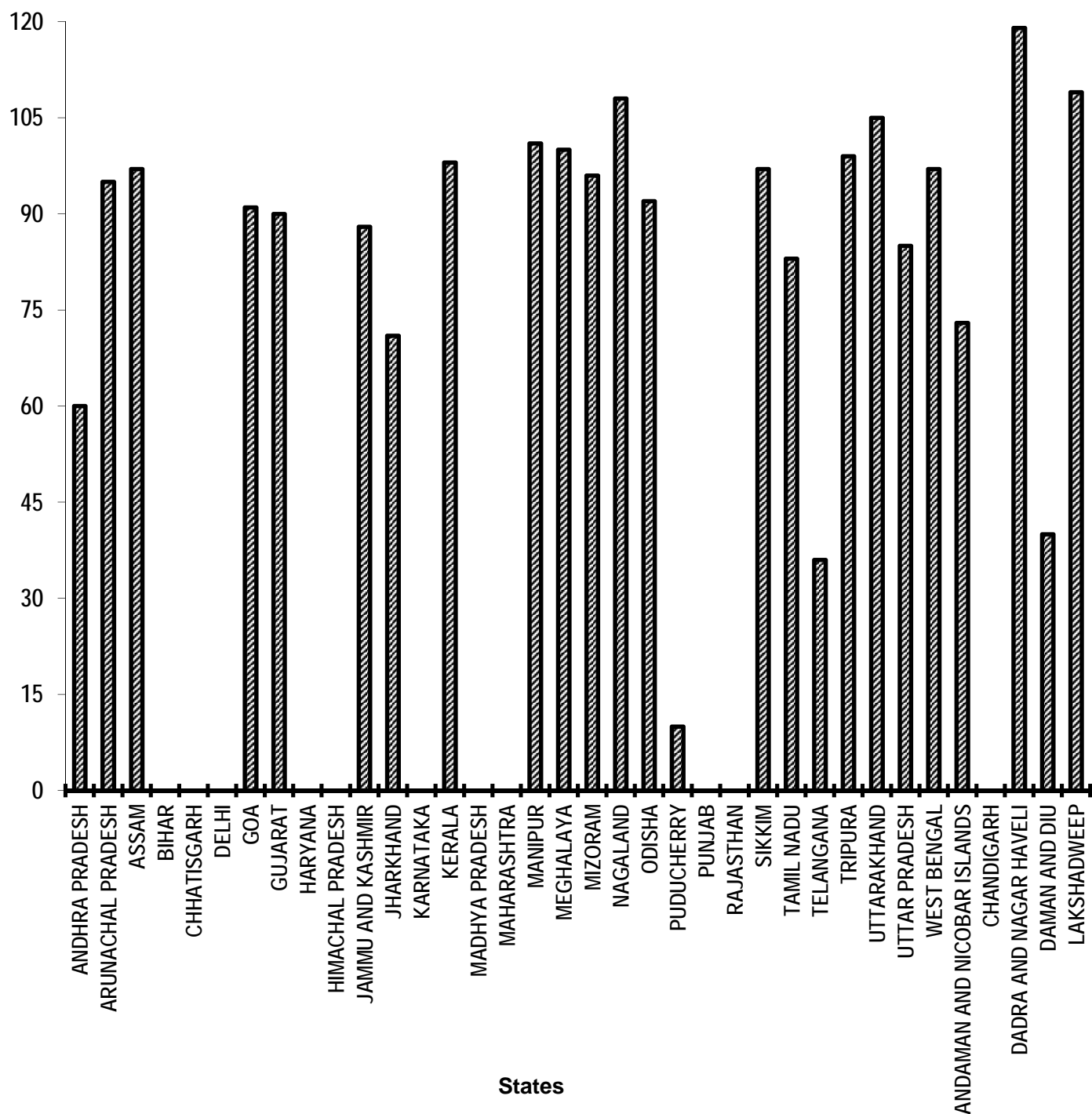


Table - 5(B)

## Food security-Targeted Public Distribution system (only AAY)

Sl. No.	State/UT Name	Allocation of Food Grains (Tonnes) April 2014-March 2015	β Off take (Tonnes) April 2014-March 2015	Achievement as reported till December 2014	Percentage of offtake w.r.t. Allocation of Food Grains
(1)	(2)	(3)	(4)	(5)	(6)
1	ANDHRA PRADESH	4,49,754	3,25,911	2,55,055	72
2	ARUNACHAL PRADESH	15,972	15,771	11,802	99
3	ASSAM	2,95,692	2,91,488	2,18,405	99
4	BIHAR	0	1,77,412	1,77,412	-
5	CHHATISGARH	0	0	7,53,011	-
6	DELHI	0	0	1,06,575	-
7	GOA	6,108	5,599	4,072	92
8	GUJARAT	3,18,360	3,09,087	2,33,423	97
9	HARYANA	0	0	4,49,249	-
10	HIMACHAL PRADESH	0	0	1,01,387	-
11	JAMMU AND KASHMIR	1,07,388	96,353	72,340	90
12	JHARKHAND	3,85,524	3,56,653	2,64,058	93
13	KARNATAKA	0	0	12,60,224	-
14	KERALA	2,50,260	2,43,433	1,82,227	97
15	MADHYA PRADESH	0	71,762	71,762	-
16	MAHARASHTRA	0	888	888	-
17	MANIPUR	26,724	26,724	20,052	100
18	MEGHALAYA	29,484	29,484	22,113	100
19	MIZORAM	10,920	9,722	8,090	89
20	NAGALAND	19,968	21,486	16,177	108
21	ODISHA	5,26,404	5,29,844	3,55,914	101
22	PUDUCHERRY	13,548	4,551	3,508	34
23	PUNJAB	0	0	63,026	-
24	RAJASTHAN	0	0	15,61,220	-
25	SIKKIM	6,936	6,448	4,714	93
26	TAMIL NADU	7,83,144	7,41,524	5,43,694	95
27	TELANGANA	2,04,534	81,719	65,930	40
28	TRIPURA	47,520	46,857	35,262	99
29	UTTARAKHAND	80,184	1,02,441	78,965	128
30	UTTAR PRADESH	17,19,696	15,78,078	11,45,862	92
31	WEST BENGAL	6,21,684	5,59,656	4,11,387	90
32	ANDAMAN AND NICOBAR ISLANDS	1,818	2,089	1,734	115
33	CHANDIGARH	0	0	5,538	-
34	DADRA AND NAGAR HAVELI	2,196	2,720	2,017	124
35	DAMAN AND DIU	636	336	80	53
36	LAKSHADWEEP	504	1,008	546	200
Grand Total		59,24,958	56,39,044	85,07,719	95

**Very Good:(90% or above of targets)**

ARUNACHAL PRADESH, ASSAM, GOA, GUJARAT, JAMMU AND KASHMIR, JHARKHAND, KERALA, MANIPUR, MEGHALAYA, NAGALAND, ODISHA, SIKKIM, TAMIL NADU, TRIPURA, UTTARAKHAND, UTTAR PRADESH, WEST BENGAL, ANDAMAN AND NICOBAR ISLANDS, DADRA AND NAGAR HAVELI, LAKSHADWEEP

**Good:(Between 80% to 90% targets)**

MIZORAM

**Poor:(Below 80% of targets)**

ANDHRA PRADESH, PUDUCHERRY, TELANGANA, DAMAN AND DIU

Note: β M/o CA&PD has revised the figures downward.

# Food Security: Targeted Public Distribution System (Only Antyodaya Anna Yojana)

## Off take

% Achievement of Target  
During April 2014 - March 2015

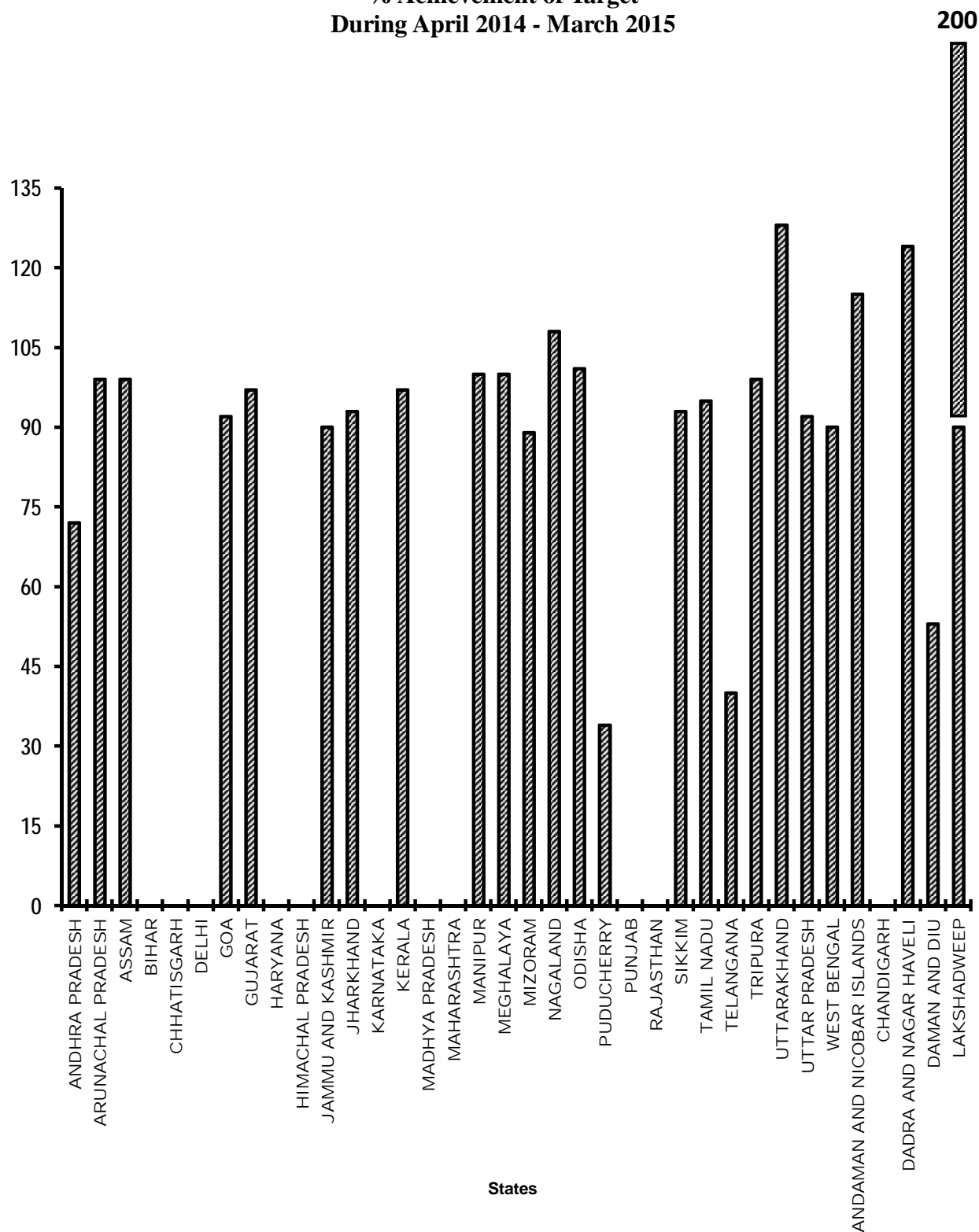


Table - 5(C)

## Food Security - Targeted Public Distribution System (Only BPL)

Sl. No.	State/UT Name	Allocation of Food Grains (Tonnes)	Off take (Tonnes)	Achievement as reported till	Percentage of
		April 2014-March 2015	April 2014-March 2015	December 2014	offtake w.r.t. Allocation of Food Grains
(1)	(2)	(3)	(4)	(5)	(6)
1	ANDHRA PRADESH	7,23,201	4,95,920	3,99,288	69
2	ARUNACHAL PRADESH	25,524	24,929	18,510	98
3	ASSAM	4,75,224	4,64,680	3,49,610	98
4	BIHAR	0	11,582	11,582	-
5	CHHATISGARH	0	0	0	-
6	DELHI	0	0	0	-
7	GOA	5,532	5,047	3,664	91
8	GUJARAT	5,72,088	5,67,666	4,24,589	99
9	HARYANA	0	0	0	-
10	HIMACHAL PRADESH	0	0	0	-
11	JAMMU AND KASHMIR	2,01,696	1,79,629	1,34,070	89
12	JHARKHAND	6,19,968	5,68,021	4,18,183	92
13	KARNATAKA	0	0	0	-
14	KERALA	4,02,348	3,91,139	2,91,339	97
15	MADHYA PRADESH	0	0	0	-
16	MAHARASHTRA	0	0	0	-
17	MANIPUR	43,008	43,194	32,496	100
18	MEGHALAYA	47,376	47,377	35,533	100
19	MIZORAM	17,640	16,015	13,168	91
20	NAGALAND	32,112	34,536	25,904	108
21	ODISHA	11,70,288	11,76,760	7,77,458	101
22	PUDUCHERRY	21,564	1,145	995	5
23	PUNJAB	0	0	0	-
24	RAJASTHAN	0	0	0	-
25	SIKKIM	11,304	10,362	7,536	92
26	TAMIL NADU	12,59,232	10,15,893	7,02,727	81
27	TELANGANA	3,28,887	1,42,946	1,07,233	43
28	TRIPURA	76,380	76,380	57,285	100
29	UTTARAKHAND	1,28,988	1,35,919	84,218	105
30	UTTAR PRADESH	27,65,484	25,30,851	18,49,132	92
31	WEST BENGAL	15,53,580	16,62,027	12,00,301	107
32	ANDAMAN AND NICOBAR ISLANDS	4,278	3,258	2,347	76
33	CHANDIGARH	0	0	0	-
34	DADRA AND NAGAR HAVELI	5,028	5,239	4,336	104
35	DAMAN AND DIU	1,044	837	222	80
36	LAKSHADWEEP	756	756	63	100
Grand Total		1,04,92,530	96,12,108	69,51,789	92

Very Good: (90% or above of targets)

ARUNACHAL PRADESH, ASSAM, GOA, GUJARAT, JHARKHAND, KERALA, MANIPUR, MEGHALAYA, MIZORAM, NAGALAND, ODISHA, SIKKIM, TRIPURA, UTTARAKHAND, UTTAR PRADESH, WEST BENGAL, DADRA AND NAGAR HAVELI, LAKSHADWEEP

Good: (Between 80% to 90% targets)

JAMMU AND KASHMIR, TAMIL NADU, DAMAN AND DIU

Poor: (Below 80% of targets)

ANDHRA PRADESH, PUDUCHERRY, TELANGANA, ANDAMAN AND NICOBAR ISLANDS



# Food Security: Targeted Public Distribution System (Only BPL)

Off take

% Achievement of Target  
During April 2014 - March 2015

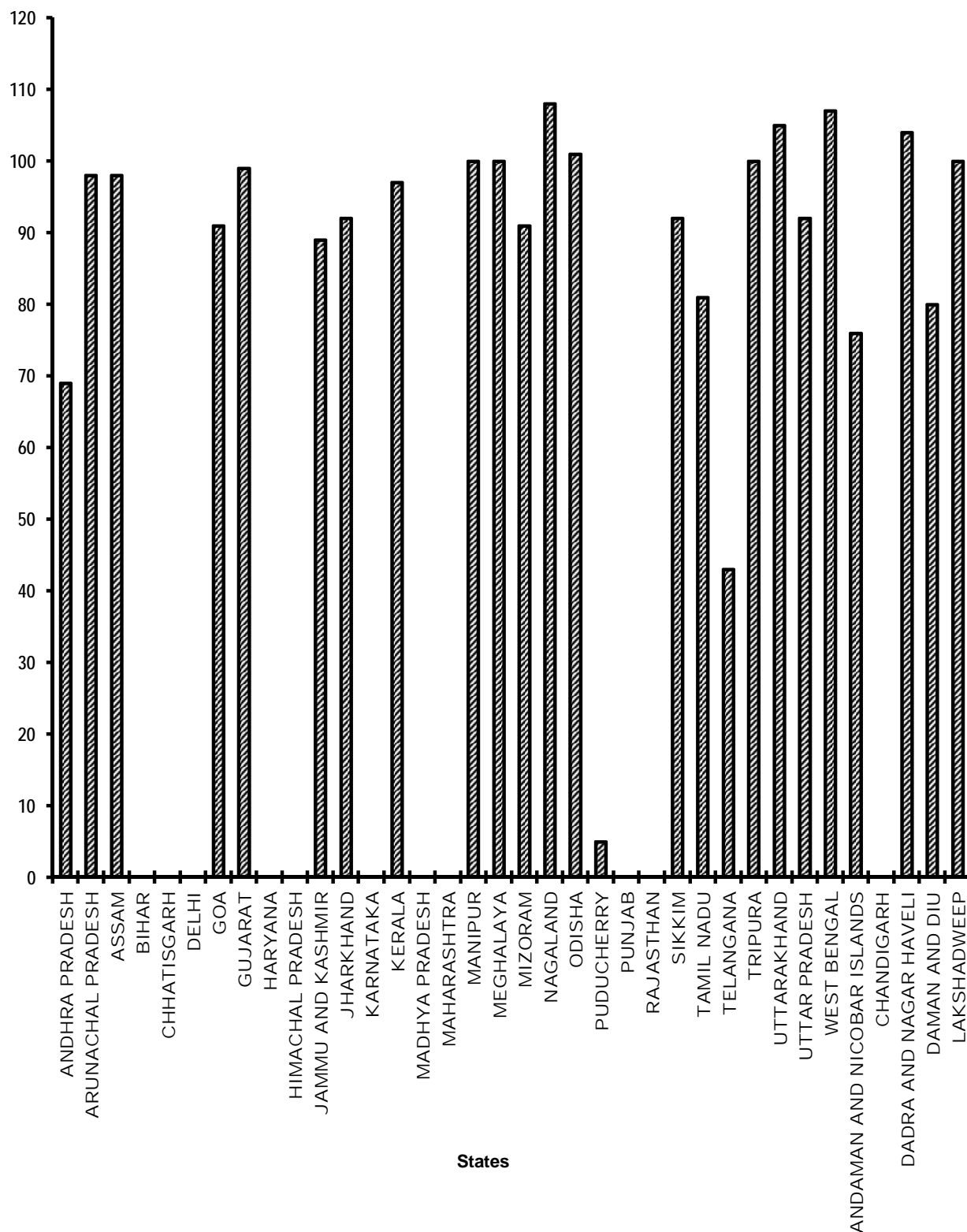


Table - 5(D)

## Food Security: National Food Security Act (Normal)-NFSA

Sl. No.	State/UT Name	Allocation of Food		Achievement as reported till December 2014	Percentage of offtake w.r.t. Allocation of Food Grains
		Grains (Tonnes) April 2014- March 2015	Off take (Tonnes) April 2014- March 2015		
(1)	(2)	(3)	(4)	(5)	(6)
1	ANDHRA PRADESH	0	0	0	-
2	ARUNACHAL PRADESH	0	0	0	-
3	ASSAM	0	0	0	-
4	BIHAR	49,14,900	37,48,985	0	76
5	CHHATISGARH	13,37,466	13,29,701	0	99
6	DELHI	2,20,691	2,34,099	0	106
7	GOA	0	0	0	-
8	GUJARAT	0	0	0	-
9	HARYANA	7,95,000	7,32,473	0	92
10	HIMACHAL PRADESH	1,85,952	1,80,705	0	97
11	JAMMU AND KASHMIR	0	0	0	-
12	JHARKHAND	0	0	0	-
13	KARNATAKA	25,42,657	23,13,096	0	91
14	KERALA	0	0	0	-
15	MADHYA PRADESH	31,94,247	28,39,619	0	89
16	MAHARASHTRA	45,27,492	40,44,636	0	89
17	MANIPUR	0	0	0	-
18	MEGHALAYA	0	0	0	-
19	MIZORAM	0	0	0	-
20	NAGALAND	0	0	0	-
21	ODISHA	0	0	0	-
22	PUDUCHERRY	0	0	0	-
23	PUNJAB	8,70,120	1,91,434	0	22
24	RAJASTHAN	27,91,572	27,23,600	0	98
25	SIKKIM	0	0	0	-
26	TAMIL NADU	0	0	0	-
27	TELANGANA	0	0	0	-
28	TRIPURA	0	0	0	-
29	UTTARAKHAND	0	625	0	-
30	UTTAR PRADESH	0	0	0	-
31	WEST BENGAL	0	0	0	-
32	ANDAMAN AND NICOBAR ISLANDS	0	0	0	-
33	CHANDIGARH	13,096	10,598	0	81
34	DADRA AND NAGAR HAVELI	0	0	0	-
35	DAMAN AND DIU	0	0	0	-
36	LAKSHADWEEP	0	0	0	-
<b>Grand Total</b>		<b>2,13,93,193</b>	<b>1,83,49,571</b>	<b>0</b>	<b>86</b>

Very Good: (90% or above of targets)

CHHATISGARH, DELHI, HARYANA, HIMACHAL PRADESH, KARNATAKA, RAJASTHAN

Good: (Between 80% to 90% targets)

MADHYA PRADESH, MAHARASHTRA, CHANDIGARH

Poor: (Below 80% of targets)

BIHAR, PUNJAB

# Food Security: National Food Security Act (Normal) Off take

% Achievement of Target  
During April 2014 - March 2015

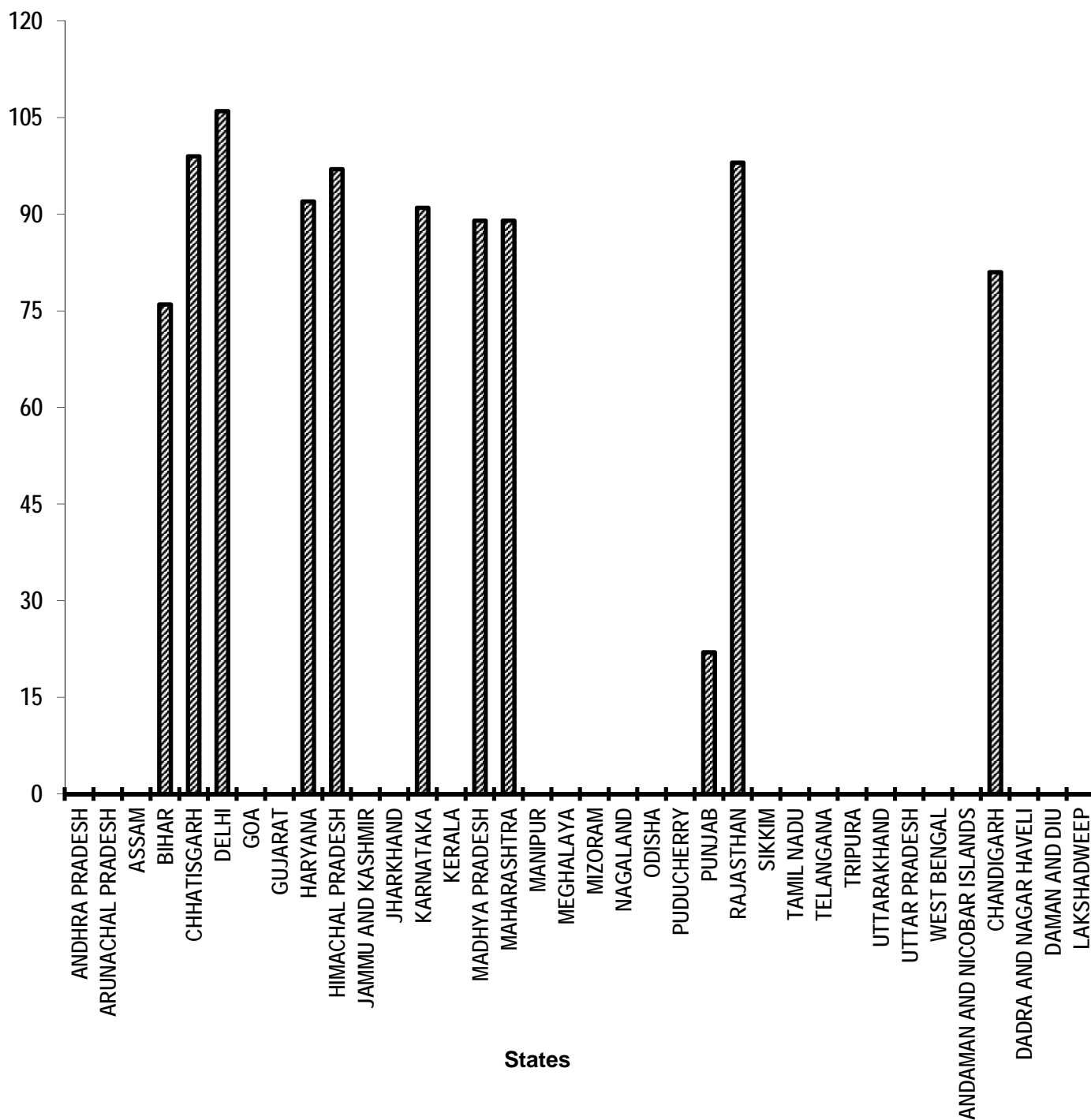


Table - 5(E)

## Food Security: National Food Security Act (Tide Over)-NFSA

Sl. No.	State/UT Name	Allocation of Food Grains (Tonnes)	Off take (Tonnes)	Achievement as reported till December 2014	Percentage of offtake w.r.t. Allocation of Food Grains
		April 2014-March 2015	April 2014-March 2015		
(1)	(2)	(3)	(4)	(5)	(6)
1	ANDHRA PRADESH	0	0	0	-
2	ARUNACHAL PRADESH	0	0	0	-
3	ASSAM	0	0	0	-
4	BIHAR	0	0	0	-
5	CHHATISGARH	0	0	0	-
6	DELHI	1,36,002	1,26,826	0	93
7	GOA	0	0	0	-
8	GUJARAT	0	0	0	-
9	HARYANA	0	0	0	-
10	HIMACHAL PRADESH	3,22,044	3,17,660	0	99
11	JAMMU AND KASHMIR	0	0	0	-
12	JHARKHAND	0	0	0	-
13	KARNATAKA	0	0	0	-
14	KERALA	0	0	0	-
15	MADHYA PRADESH	0	0	0	-
16	MAHARASHTRA	0	0	0	-
17	MANIPUR	0	0	0	-
18	MEGHALAYA	0	0	0	-
19	MIZORAM	0	0	0	-
20	NAGALAND	0	0	0	-
21	ODISHA	0	0	0	-
22	PUDUCHERRY	0	0	0	-
23	PUNJAB	0	0	0	-
24	RAJASTHAN	0	0	0	-
25	SIKKIM	0	0	0	-
26	TAMIL NADU	0	0	0	-
27	TELANGANA	0	0	0	-
28	TRIPURA	0	0	0	-
29	UTTARAKHAND	0	22	0	-
30	UTTAR PRADESH	0	0	0	-
31	WEST BENGAL	0	0	0	-
32	ANDAMAN AND NICOBAR ISLANDS	0	0	0	-
33	CHANDIGARH	18,116	16,420	0	91
34	DADRA AND NAGAR HAVELI	0	0	0	-
35	DAMAN AND DIU	0	0	0	-
36	LAKSHADWEEP	0	0	0	-
Grand Total		4,76,162	4,60,928	0	97

Very Good: (90% or above of targets)

DELHI, HIMACHAL PRADESH, CHANDIGARH

# Food Security: National Food Security Act (Tide Over)

## Off take

% Achievement of Target  
During April 2014 - March 2015

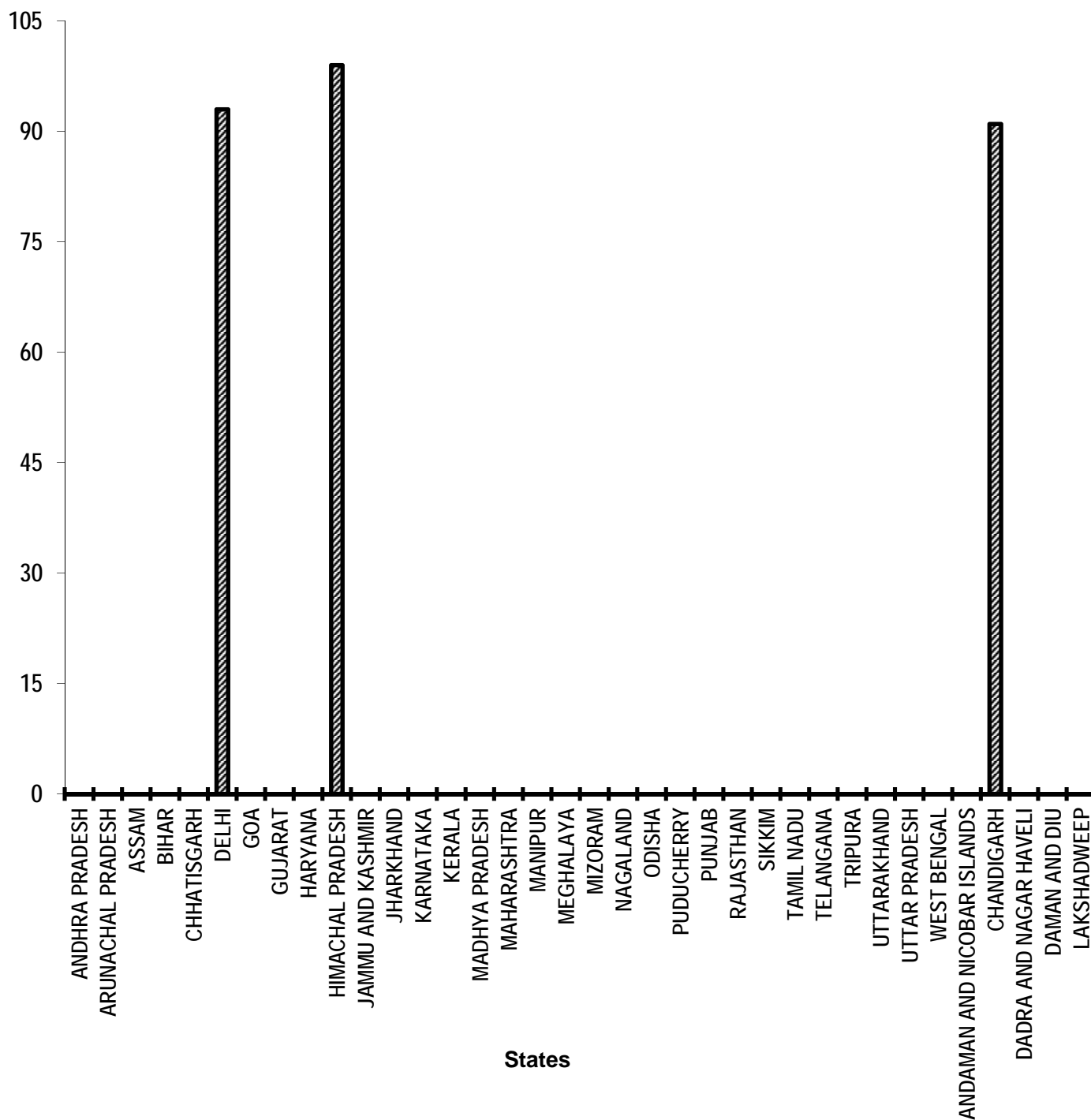


Table - 6

**Rural Housing - Indira Awaas Yojana**  
**Houses constructed**  
**(Unit: Number)**

		Target	Achievement	Percent Achievement	
Sl. No.	State/UT Name	2014-2015	April 2014-March 2015	Achievement as reported till December 2014	April 2014-March 2015
(1)	(2)	(3)	(4)	(5)	(4)/(3)
1	ANDHRA PRADESH	78,258	46,722	31,185	60
2	ARUNACHAL PRADESH	2,017	110 *	0	5
3	ASSAM	1,83,171	94,553	77,094	52
4	BIHAR	2,80,255	4,65,442	3,03,551	166
5	CHHATISGARH	42,889	44,427	36,719	104
6	GOA	586	1,908	1,466	326
7	GUJARAT	34,105	65,401	46,145	192
8	HARYANA	34,771	7,089	2,848	20
9	HIMACHAL PRADESH	4,688	1,739	774	37
10	JAMMU AND KASHMIR	13,484	9,054	5,211	67
11	JHARKHAND	49,701	37,358	25,336	75
12	KARNATAKA	94,995	1,04,098	46,425	110
13	KERALA	59,060	44,128	31,234	75
14	MADHYA PRADESH	1,15,186	42,243	42,243	37
15	MAHARASHTRA	1,88,319	99,708	37,793	53
16	MANIPUR	4,658	3350 #	3,350	72
17	MEGHALAYA	8,433	9,206	4,368	109
18	MIZORAM	1,293	276 *	33	21
19	NAGALAND	1,480	1114 *	0	75
20	ODISHA	1,60,610	49,208	7,113	31
21	PUDUCHERRY	412	119	119	29
22	PUNJAB	56,750	4,369	2,115	8
23	RAJASTHAN	97145 B	1,09,982	47,107	113
24	SIKKIM	1,834	649	416	35
25	TAMIL NADU	53,429	43,228	12,772	81
26	TELANGANA	67,312	57,437	9,475	85
27	TRIPURA	9,550	23056 *	23,056	241
28	UTTARAKHAND	11,443	6,158	1,433	54
29	UTTAR PRADESH	4,25,299	2,76,627	1,54,524	65
30	WEST BENGAL	4,32,803	1,90,511	1,06,586	44
31	ANDAMAN AND NICOBAR ISLANDS	867	168	139	19
32	DADRA AND NAGAR HAVELI	223	0	0	0
33	DAMAN AND DIU	60	1	1	2
34	LAKSHADWEEP	22	51	49	232
<b>Grand Total</b>		25,15,108	18,39,490	10,60,680	73

**Very Good:(90% or above of targets)**

BIHAR, CHHATISGARH, GOA, GUJARAT, KARNATAKA, MEGHALAYA, RAJASTHAN, TRIPURA, LAKSHADWEEP

**Good:(Between 80% to 90% targets)**

TAMIL NADU, TELANGANA

**Poor:(Below 80% of targets)**

ANDHRA PRADESH, ARUNACHAL PRADESH, ASSAM, HARYANA, HIMACHAL PRADESH, JAMMU AND KASHMIR, JHARKHAND, KERALA, MADHYA PRADESH, MAHARASHTRA, MANIPUR, MIZORAM, NAGALAND, ODISHA, PUDUCHERRY, PUNJAB, SIKKIM, UTTARAKHAND, UTTAR PRADESH, WEST BENGAL, ANDAMAN AND NICOBAR ISLANDS, DADRA AND NAGAR HAVELI, DAMAN AND DIU

Note: \* Figures have been reconciled with that of MoRD

# Figures reported earlier have been repeated

B MoRD has revised the target downward

# Rural Housing - Indira Awaas Yojana

## Houses constructed

% Achievement of Target

During April 2014 - March 2015

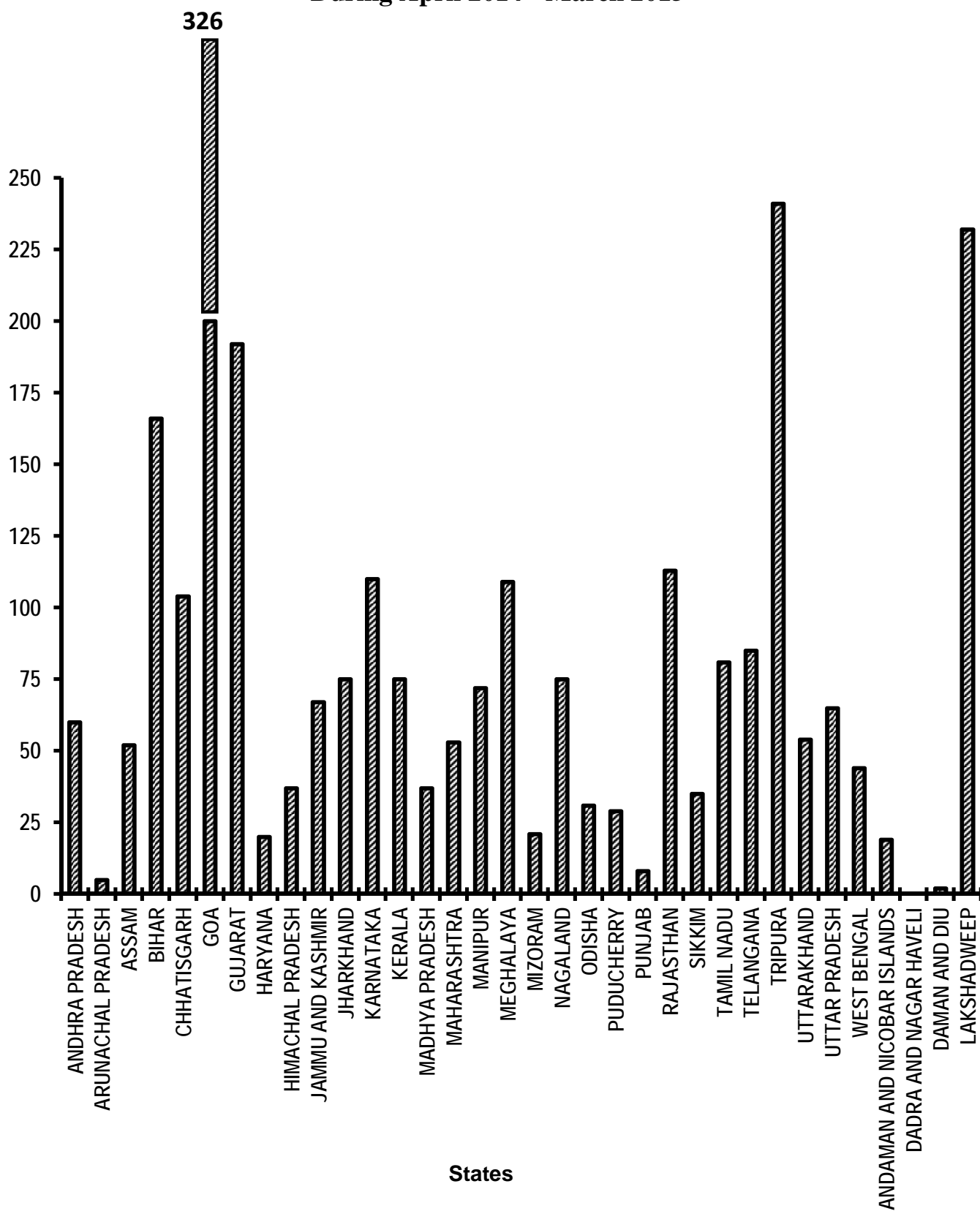


Table - 7

**EWS/LIG Houses in Urban Areas**  
**Houses constructed**  
**(Unit: Number)**

		Target ^	Achievement	Percent Achievement	
Sl. No.	State/UT Name	2014-2015	April 2014-March 2015	Achievement as reported till December 2014	April 2014-March 2015
(1)	(2)	(3)	(4)	(5)	(4)/(3)
1	ANDHRA PRADESH	5,769	4,292	2,381	74
2	ARUNACHAL PRADESH	377	100 #	100	27
3	ASSAM	1,406	0	0	0
4	BIHAR	8,107	3232 #	3,232	40
5	CHHATISGARH	5,693	7,360	7,244	129
6	DELHI	14,179	24,464	23,484	173
7	GOA	-	22	18	-
8	GUJARAT	8,722	8,731	4,636	100
9	HARYANA	516	1,598	707	310
10	HIMACHAL PRADESH	606	428	0	71
11	JAMMU AND KASHMIR	3,033	0	0	0
12	JHARKHAND	2,229	982	NR	44
13	KARNATAKA	1,754	11,839	7,650	675
14	KERALA	3,768	545	476	14
15	MADHYA PRADESH	5,685	410	NR	7
16	MAHARASHTRA	25,256	17,222	12,159	68
17	MANIPUR	275	0 #	0	0
18	MEGHALAYA	451	0 #	0	0
19	MIZORAM	193	0	NR	0
20	NAGALAND	1,169	0	NR	0
21	ODISHA	1,593	343	343	22
22	PUDUCHERRY	366	0	0	0
23	PUNJAB	1,380	0	0	0
24	RAJASTHAN	10,536	20,703	6,577	196
25	SIKKIM	71	10	0	14
26	TAMIL NADU	17,498	12,000	7,724	69
27	TELANGANA	5,284	2,168	2,168	41
28	TRIPURA	63	184	75	292
29	UTTARAKHAND	811	0	0	0
30	UTTAR PRADESH	10,421	3,608	222	35
31	WEST BENGAL	11,013	8,318	2,365	76
32	ANDAMAN AND NICOBAR ISLANDS	-	0	NR	-
33	CHANDIGARH	1,746	0	0	0
34	DADRA AND NAGAR HAVELI	30	0	0	0
35	DAMAN AND DIU	-	0	0	-
<b>Grand Total</b>		<b>1,50,000</b>	<b>1,28,559</b>	<b>81,571</b>	<b>86</b>

**Very Good:(90% or above of targets)**

**CHHATISGARH, DELHI, GUJARAT, HARYANA, KARNATAKA, RAJASTHAN, TRIPURA**

**Poor:(Below 80% of targets)**

**ANDHRA PRADESH, ARUNACHAL PRADESH, ASSAM, BIHAR, HIMACHAL PRADESH, JAMMU AND KASHMIR, JHARKHAND, KERALA, MADHYA PRADESH, MAHARASHTRA, MANIPUR, MEGHALAYA, MIZORAM, NAGALAND, ODISHA, PUDUCHERRY, PUNJAB, SIKKIM, TAMIL NADU, TELANGANA, UTTARAKHAND, UTTAR PRADESH, WEST BENGAL, CHANDIGARH, DADRA AND NAGAR HAVELI**

Note: NR: Not reported

^ Revised targets for the year 2014-15 (as provided by M/o HUPA)

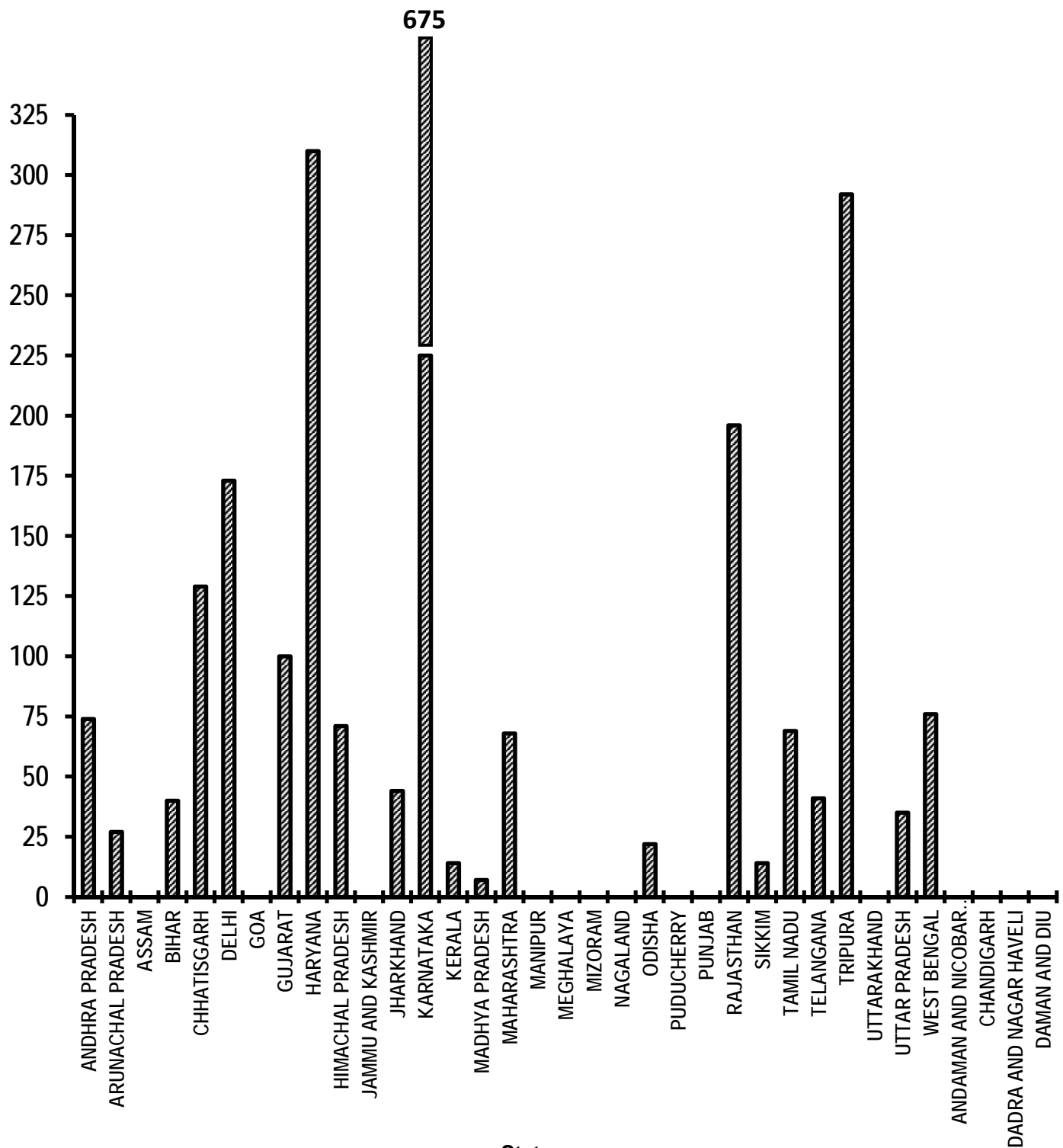
# Figures reported earlier have been repeated



# EWS/LIG Houses in Urban Areas

## Houses constructed

% Achievement of Target  
During April 2014 - March 2015



States

Table - 8(A)

**Rural Areas: National Rural Drinking Water Programme (NRDWP)**  
**Habitations covered (Partially covered & Slipped back)**  
**(Unit: Number)**

Sl. No.	State/UT Name	Target	Achievement	Percent Achievement	
		2014-2015	April 2014-March 2015	Achievement as reported till December 2014	April 2014-March 2015
(1)	(2)	(3)	(4)	(5)	(4)/(3)
1	ANDHRA PRADESH	2,600	2,601	1,537	100
2	ARUNACHAL PRADESH	202	164 *	120	81
3	ASSAM	6,334	4,470	1,478	71
4	BIHAR	9,000	8,995	6,200	100
5	CHHATISGARH	8,200	11,767	5,057	144
6	GUJARAT	900	2,140	1,352	238
7	HARYANA	527	574	490	109
8	HIMACHAL PRADESH	2,500	2,566	1,868	103
9	JAMMU AND KASHMIR	793	640	325	81
10	JHARKHAND	16,332	7,220	4,501	44
11	KARNATAKA	8,483	13,096	5,938	154
12	KERALA	900	172	113	19
13	MADHYA PRADESH	10,000	8835 *	6,421	88
14	MAHARASHTRA	3,713	3,443	1,426	93
15	MANIPUR	200	194 #	194	97
16	MEGHALAYA	181	222	69	123
17	MIZORAM	52	43 *	9	83
18	NAGALAND	84	95 *	6	113
19	ODISHA	11,300	18,411	8,640	163
20	PUDUCHERRY	17	0	0	0
21	PUNJAB	850	569	399	67
22	RAJASTHAN	1,400	1,882	941	134
23	SIKKIM	200	126	78	63
24	TAMIL NADU	4,449	4,449	1,890	100
25	TELANGANA	1,909	1,894	1,352	99
26	TRIPURA	93	595	355	640
27	UTTARAKHAND	1,028	969	476	94
28	UTTAR PRADESH	23,000	23,000	6,543	100
29	WEST BENGAL	3,420	794	612	23
30	ANDAMAN AND NICOBAR ISLANDS	4	7	0	175
<b>Grand Total</b>		<b>1,18,671</b>	<b>1,19,933</b>	<b>58,390</b>	<b>101</b>

**Very Good:(90% or above of targets)**

ANDHRA PRADESH, BIHAR, CHHATISGARH, GUJARAT, HARYANA, HIMACHAL PRADESH, KARNATAKA, MAHARASHTRA, MANIPUR, MEGHALAYA, NAGALAND, ODISHA, RAJASTHAN, TAMIL NADU, TELANGANA, TRIPURA, UTTARAKHAND, UTTAR PRADESH, ANDAMAN AND NICOBAR ISLANDS

**Good:(Between 80% to 90% targets)**

ARUNACHAL PRADESH, JAMMU AND KASHMIR, MADHYA PRADESH, MIZORAM

**Poor:(Below 80% of targets)**

ASSAM, JHARKHAND, KERALA, PUDUCHERRY, PUNJAB, SIKKIM, WEST BENGAL

Note: \* Figures have been reconciled with that of MoDWS

# Figures reported earlier have been repeated

# Rural Areas- National Rural Drinking Water Programme (NRDWP)

Habitations covered (Partially Covered & Slipped back)

% Achievement of Target  
During April 2014 - March 2015

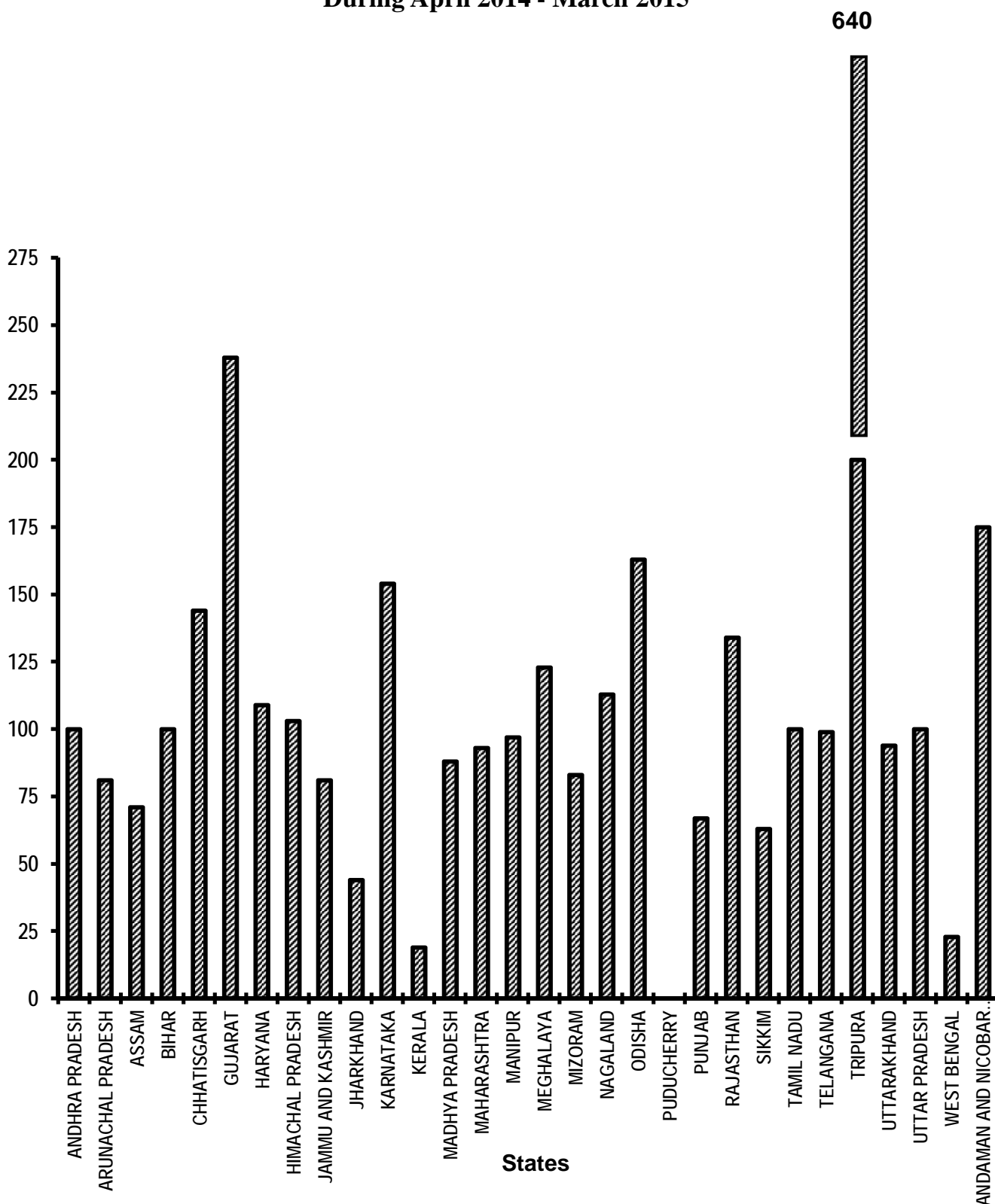


Table - 8(B)

**Rural Areas: National Rural Drinking Water Programme (NRDWP)**  
**Coverage of water quality affected habitations**  
**(Unit: Number)**

		Target	Achievement	Percent Achievement	
Sl. No.	State/UT Name	2014-2015	April 2014-March 2015	Achievement as reported till December 2014	April 2014-March 2015
(1)	(2)	(3)	(4)	(5)	(4)/(3)
1	ANDHRA PRADESH	144	218	30	151
2	ARUNACHAL PRADESH	46	16 *	0	35
3	ASSAM	3,604	1,929	597	54
4	BIHAR	4,000	3,139	1,653	78
5	CHHATISGARH	2,700	2,215	915	82
6	GUJARAT	175	242	100	138
7	HARYANA	7	4	1	57
8	JAMMU AND KASHMIR	10	2	1	20
9	JHARKHAND	203	241	3	119
10	KARNATAKA	1,520	1,054	592	69
11	KERALA	100	49	33	49
12	MADHYA PRADESH	876	696 *	341	79
13	MAHARASHTRA	487	305	127	63
14	MEGHALAYA	19	15 #	15	79
15	NAGALAND	36	22 *	1	61
16	ODISHA	2,200	1,326	478	60
17	PUDUCHERRY	6	0	0	0
18	PUNJAB	1,000	60	33	6
19	RAJASTHAN	1,773	1,631	699	92
20	TAMIL NADU	356	61	61	17
21	TELANGANA	148	231	173	156
22	TRIPURA	1,289	939	555	73
23	UTTARAKHAND	28	7	2	25
24	UTTAR PRADESH	1,500	244	80	16
25	WEST BENGAL	1,200	1,312	908	109
<b>Grand Total</b>		<b>23,427</b>	<b>15,958</b>	<b>7,398</b>	<b>68</b>

Very Good:(90% or above of targets)

ANDHRA PRADESH, GUJARAT, JHARKHAND, RAJASTHAN, TELANGANA, WEST BENGAL

Good:(Between 80% to 90% targets)

CHHATISGARH

Poor:(Below 80% of targets)

ARUNACHAL PRADESH, ASSAM, BIHAR, HARYANA, JAMMU AND KASHMIR, KARNATAKA, KERALA, MADHYA PRADESH, MAHARASHTRA, MEGHALAYA, NAGALAND, ODISHA, PUDUCHERRY, PUNJAB, TAMIL NADU, TRIPURA, UTTARAKHAND, UTTAR PRADESH

Note: \* Figures have been reconciled with that of MoDWS

# Figures reported earlier have been repeated

# Rural Areas- National Rural Drinking Water Programme (NRDWP)

## Coverage of Water Quality Affected Habitations

% Achievement of Target  
During April 2014 - March 2015

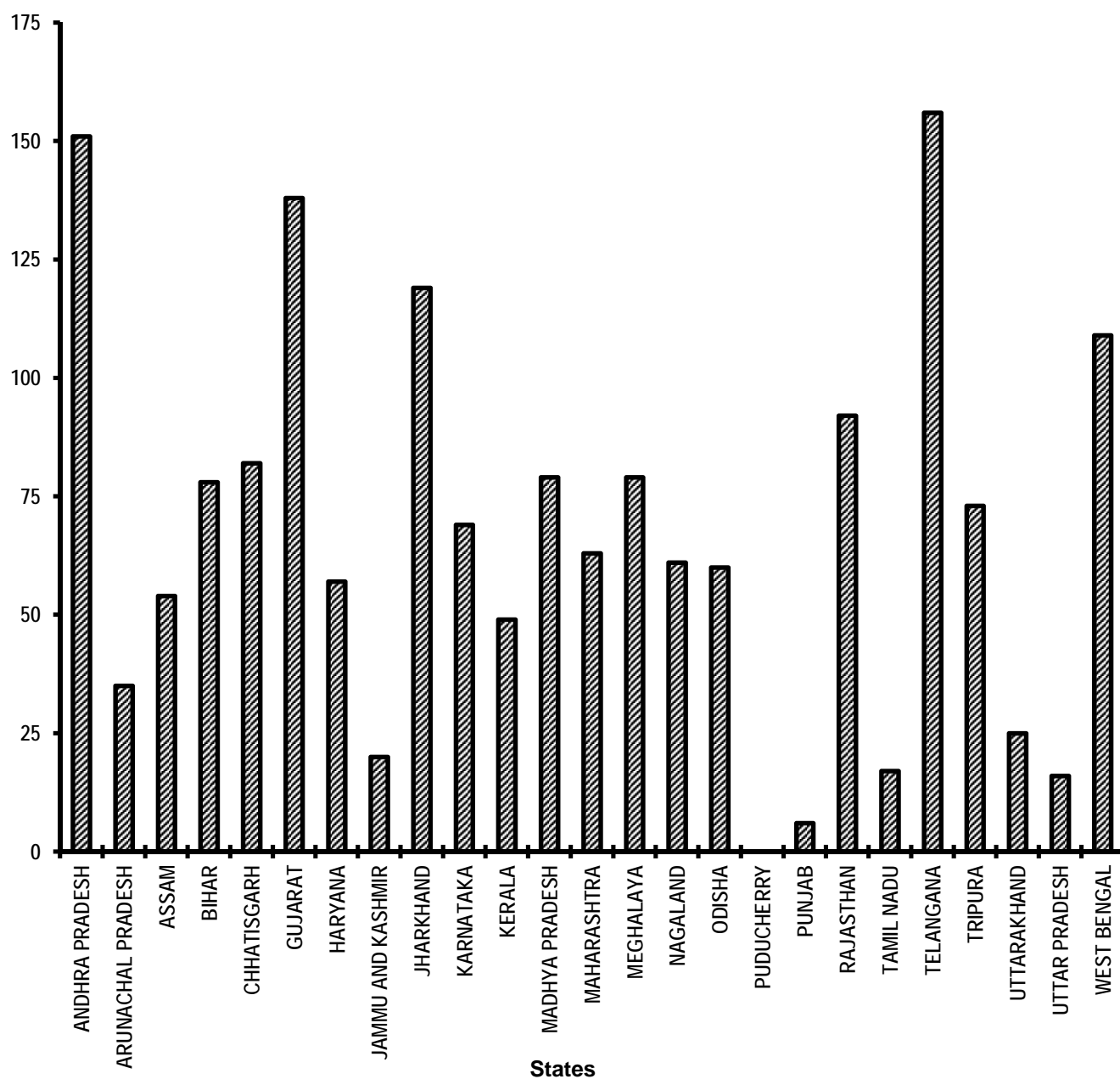


Table - 9

**Sanitation Programme in Rural Areas**  
(Unit: Number)

Sl. No.	State/UT Name	Individual Household latrines constructed (Number)	Achievement as reported
		April 2014-March 2015	till December 2014
(1)	(2)	(3)	(4)
1	ANDHRA PRADESH	2,13,867	1,09,368
2	ARUNACHAL PRADESH	12,902	3,714
3	ASSAM	1,48,237	31,376
4	BIHAR	1,65,457	39,562
5	CHHATISGARH	39,128	23,832
6	DELHI	0	0
7	GOA	0	0
8	GUJARAT	3,35,762	1,04,351
9	HARYANA	1,07,765	61,374
10	HIMACHAL PRADESH	54,265	35,447
11	JAMMU AND KASHMIR	8,496	1,085
12	JHARKHAND	98,512	42,549
13	KARNATAKA	7,91,687	1,79,938
14	KERALA	34,101	20,260
15	MADHYA PRADESH	5,21,739	2,61,006
16	MAHARASHTRA	5,00,897	93,826
17	MANIPUR	27,860	8,596
18	MEGHALAYA	42,002	12,275
19	MIZORAM	534	240
20	NAGALAND	0	0
21	ODISHA	1,30,925	23,559
22	PUDUCHERRY	0	0
23	PUNJAB	9,887	2,169
24	RAJASTHAN	6,53,306	60,612
25	SIKKIM	3,562	2,583
26	TAMIL NADU	3,78,162	1,60,697
27	TELANGANA	1,30,725	15,149
28	TRIPURA	24,869	7,420
29	UTTARAKHAND	57,833	24,318
30	UTTAR PRADESH	5,15,427	1,93,506
31	WEST BENGAL	8,47,080	2,00,779
32	ANDAMAN AND NICOBAR ISLANDS	0	0
33	CHANDIGARH	0	0
34	DADRA AND NAGAR HAVELI	0	0
35	DAMAN AND DIU	0	0
36	LAKSHADWEEP	0	0
<b>Grand Total</b>		<b>58,54,987</b>	<b>17,19,591</b>

Table - 10

**Institutional Delivery**  
(Unit: Number)

Sl. State/UT No. Name		Delivery in institutions (Number) April 2014- March 2015	Achievement as reported till December 2014
(1)	(2)	(3)	(4)
1	ANDHRA PRADESH	8,18,786	5,58,103
2	ARUNACHAL PRADESH	5492 #	5,492
3	ASSAM	0	0
4	BIHAR	4,73,212 #	4,73,212
5	CHHATISGARH	3,06,100	0
6	DELHI	2,98,543	2,22,885
7	GOA	18,160	13,527
8	GUJARAT	10,84,370	7,58,668
9	HARYANA	4,59,284	3,47,354
10	HIMACHAL PRADESH	78,439	58,993
11	JAMMU AND KASHMIR	1,52,148	1,15,113
12	JHARKHAND	1,95,868	NR
13	KARNATAKA	8,83,432	6,42,321
14	KERALA	4,93,007	3,81,444
15	MADHYA PRADESH	4,26,935	NR
16	MAHARASHTRA	15,34,943	8,32,527
17	MANIPUR	24,288	24,288
18	MEGHALAYA	28,823	28,823
19	MIZORAM	0	NR
20	NAGALAND	4,786	4,786
21	ODISHA	6,25,284	4,78,789
22	PUDUCHERRY	40,502	30,133
23	PUNJAB	3,35,052	2,80,274
24	RAJASTHAN	11,28,168	10,63,739
25	SIKKIM	7,656	5,859
26	TAMIL NADU	9,79,343	7,43,197
27	TELANGANA	5,96,872	4,50,710
28	TRIPURA	26,230	0
29	UTTARAKHAND	1,23,380	93,638
30	UTTAR PRADESH	28,34,265	19,96,526
31	WEST BENGAL	9,30,269	6,99,092
32	ANDAMAN AND NICOBAR ISLANDS	5,093	2,644
33	CHANDIGARH	26,211	19,818
34	DADRA AND NAGAR HAVELI	7,493	5,347
35	DAMAN AND DIU	3,689	2,790
36	LAKSHADWEEP	937	714
<b>Grand Total</b>		<b>1,49,57,060</b>	<b>1,03,40,806</b>

Note NR: Not reported

# Figures reported earlier have been repeated

Table - 11(A)

**SC Families assisted**  
**SC families assisted under SCA to SCSP & NSFDC**  
**(Unit: Number)**

		Target	Achievement	Percent Achievement
Sl. No.	State/UT Name	2014-2015	April 2014-March 2015	Achievement as reported till December 2014
(1)	(2)	(3)	(4)	(5)
1	ANDHRA PRADESH	9,190	23020 \$	82,818
2	ASSAM	2,974	19,056	9,090
3	BIHAR	16,498	16,870	7,980
4	CHHATISGARH	3,989	0	0
5	DELHI	953	1,564	406
6	GOA	55	0	0
7	GUJARAT	4,924	1,28,229	1,23,067
8	HARYANA	4,526	68,308	46,645
9	HIMACHAL PRADESH	1,740	13,475	3,500
10	JAMMU AND KASHMIR	935	187	178
11	JHARKHAND	3,001	2,95,978	NR
12	KARNATAKA	14,844	38,185	18,222
13	KERALA	2,289	49,476	29,117
14	MADHYA PRADESH	9,127	2,97,770	NR
15	MAHARASHTRA	10,132	10,529	7,694
16	MANIPUR	148	0 #	0
17	MEGHALAYA	7	0	0
18	MIZORAM	1	0	NR
19	ODISHA	5,767	44,801	16,050
20	PUDUCHERRY	117	1,761	1,036
21	PUNJAB	7,507	6,858	4,806
22	RAJASTHAN	9,931	28,060	11,143
23	SIKKIM	71	0	0
24	TAMIL NADU	13,439	26,585	23,288
25	TELANGANA	3,215	12,926	941
26	TRIPURA	1,019	4,507	3,736
27	UTTARAKHAND	1,567	1,512	794
28	UTTAR PRADESH	34,479	70,166	50,090
29	WEST BENGAL	17,381	7,95,954	3,29,282
30	CHANDIGARH	168	1,342	1,239
31	DADRA AND NAGAR HAVELI	3	0	0
32	DAMAN AND DIU	3	0	0
<b>Grand Total</b>		<b>1,80,000</b>	<b>19,57,119</b>	<b>7,71,122</b>

**Very Good:(90% or above of targets)**

ANDHRA PRADESH, ASSAM, BIHAR, DELHI, GUJARAT, HARYANA, HIMACHAL PRADESH, JHARKHAND, KARNATAKA, KERALA, MADHYA PRADESH, MAHARASHTRA, ODISHA, PUDUCHERRY, PUNJAB, RAJASTHAN, TAMIL NADU, TELANGANA, TRIPURA, UTTARAKHAND, UTTAR PRADESH, WEST BENGAL, CHANDIGARH

**Poor:(Below 80% of targets)**

CHHATISGARH, GOA, JAMMU AND KASHMIR, MANIPUR, MEGHALAYA, MIZORAM, SIKKIM, DADRA AND NAGAR HAVELI, DAMAN AND DIU

Note: \$ State has revised the figure downward

NR: Not reported

# Figures reported earlier have been repeated



# SC Families Assisted under SCA to SCSP & NSFDC

% Achievement of Target  
During April 2014 - March 2015

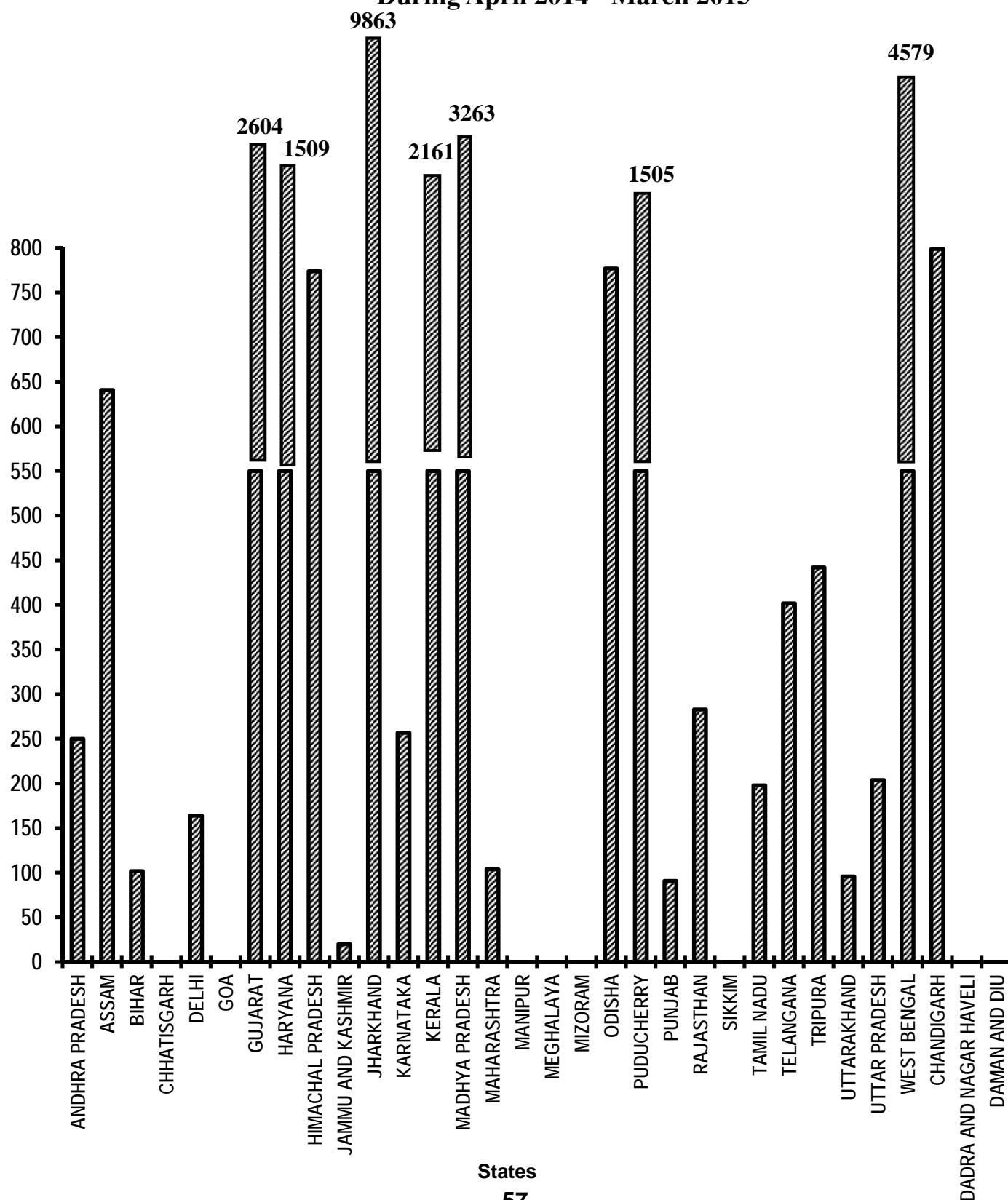


Table - 11(B)

**SC Students Assisted Under Post Matric Scholarship**  
(Unit: Number)

Sl. No.	State/UT Name	SC students assisted under post matric scholarship (Number)	Achievement till December
		April 2014-March 2015	2014
(1)	(2)	(3)	(4)
1	ANDHRA PRADESH	3,03,049	2,08,275
2	ASSAM	0	0
3	BIHAR	0	0
4	CHHATISGARH	1,28,033	1,28,033
5	DELHI	22,843	0
6	GOA	352	181
7	GUJARAT	1,15,429	1,13,856
8	HARYANA	15,022	2,285
9	HIMACHAL PRADESH	0	0
10	JAMMU AND KASHMIR	9,890	1,776
11	JHARKHAND	0	NR
12	KARNATAKA	6,52,783	343919
13	KERALA	1,34,784	1,02,591
14	MADHYA PRADESH	0	NR
15	MAHARASHTRA	3,49,447	125356
16	MANIPUR	0	0
17	MEGHALAYA	0	0
18	ODISHA	0	0
19	PUDUCHERRY	10,707	4,857
20	PUNJAB	4,69,797	2,18,323
21	RAJASTHAN	4,26,094	3,33,092
22	SIKKIM	0	0
23	TAMIL NADU	5,09,984	1,49,047
24	TELANGANA	5,47,186	2,91,108
25	TRIPURA	6,972	6,376
26	UTTARAKHAND	74,692	44,691
27	UTTAR PRADESH	1,06,052	44,228
28	WEST BENGAL	0	0
29	CHANDIGARH	0	0
30	DAMAN AND DIU	83	83
<b>Grand Total</b>		<b>38,83,199</b>	<b>21,18,077</b>

Note NR: Not reported

Table - 12

**Universalization of ICDS Scheme**  
**ICDS Blocks Operational (Cumulative)**  
**(Unit: Number)**

		Target	Achievement	Percent Achievement	
Sl. No.	State/UT Name	2014-2015	April 2014-March 2015	Achievement as reported till December 2014	April 2014-March 2015
(1)	(2)	(3)	(4)	(5)	(4)/(3)
1	ANDHRA PRADESH	194 €	257 \$	258	132
2	ARUNACHAL PRADESH	93	93 #	93	100
3	ASSAM	228	231	231	101
4	BIHAR	544	544	544	100
5	CHHATISGARH	220 ß	220	220	100
6	DELHI	55	95	95	173
7	GOA	11	12	11	109
8	GUJARAT	336	336	336	100
9	HARYANA	148	148	148	100
10	HIMACHAL PRADESH	76	78	78	103
11	JAMMU AND KASHMIR	141	141	141	100
12	JHARKHAND	204	204	204	100
13	KARNATAKA	185	204	204	110
14	KERALA	258	258	258	100
15	MADHYA PRADESH	453	453	453	100
16	MAHARASHTRA	553	553	553	100
17	MANIPUR	42	43#	43	102
18	MEGHALAYA	41	41	41	100
19	MIZORAM	27	27 #	27	100
20	NAGALAND	59	59 #	59	100
21	ODISHA	326	338	338	104
22	PUDUCHERRY	5	5	5	100
23	PUNJAB	154	154	154	100
24	RAJASTHAN	304	304	304	100
25	SIKKIM	13	13	13	100
26	TAMIL NADU	434	434	434	100
27	TELANGANA	193 €	149	149	77
28	TRIPURA	56	56	56	100
29	UTTARAKHAND	105	105	105	100
30	UTTAR PRADESH	897	896	891	100
31	WEST BENGAL	576	552	552	96
32	ANDAMAN AND NICOBAR ISLANDS	5	5	5	100
33	CHANDIGARH	3	3	3	100
34	DADRA AND NAGAR HAVELI	2	2	2	100
35	DAMAN AND DIU	2	2	2	100
36	LAKSHADWEEP	9	9 #	9	100
<b>Grand Total</b>		<b>6,952</b>	<b>7,024</b>	<b>7,019</b>	<b>101</b>

**Very Good:(90% or above of targets)**

ANDHRA PRADESH, ARUNACHAL PRADESH, ASSAM, BIHAR, CHHATISGARH, DELHI, GOA, GUJARAT, HARYANA, HIMACHAL PRADESH, JAMMU AND KASHMIR, JHARKHAND, KARNATAKA, KERALA, MADHYA PRADESH, MAHARASHTRA, MANIPUR, MEGHALAYA, MIZORAM, NAGALAND, ODISHA, PUDUCHERRY, PUNJAB, RAJASTHAN, SIKKIM, TAMIL NADU, TRIPURA, UTTARAKHAND, UTTAR PRADESH, WEST BENGAL, ANDAMAN AND NICOBAR ISLANDS, CHANDIGARH, DADRA AND NAGAR HAVELI, DAMAN AND DIU, LAKSHADWEEP

**Poor:(Below 80% of targets)**

TELANGANA

Note: \$ State has revised the figure downward

# Figures reported earlier have been repeated

ß M/o WCD has revised the target downward

€ Bifurcated targets not received from the concerned Ministry, hence combined target has been equally divided between Andhra Pradesh & Telangana

# Universalization of ICDS Scheme

## ICDS Blocks Operational (Cumulative)

% Achievement of Target  
During April 2014 - March 2015

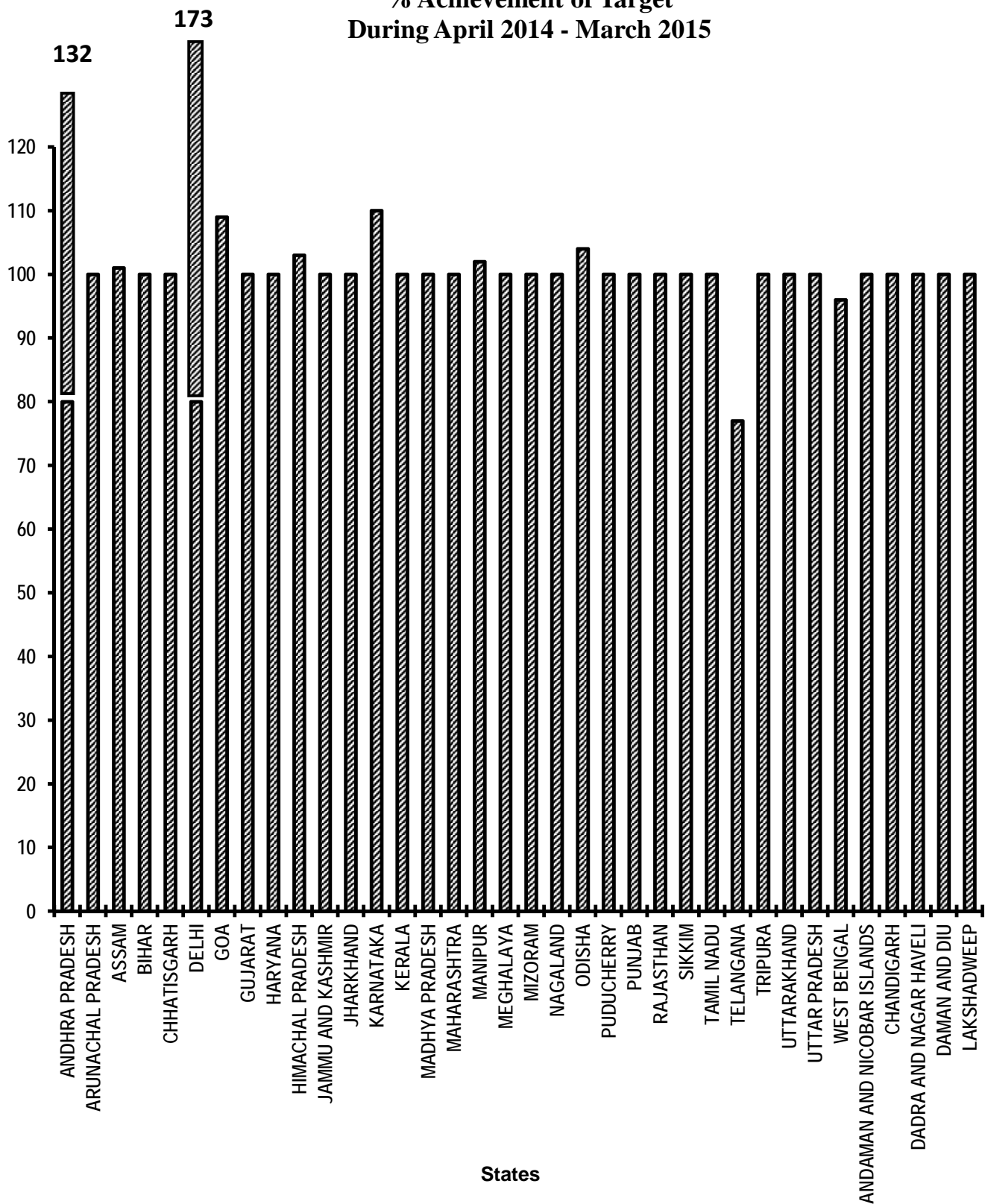


Table - 13

**Functional Anganwadis**  
**Anganwadis Functional (Cumulative)**  
**(Unit: Number)**

Sl. No.	State/UT Name	Target	Achievement	Percent Achievement
		2014-2015	April 2014-March 2015	April 2014-March 2015
(1)	(2)	(3)	(4)	(5)
1	ANDHRA PRADESH	45,461 €	55,574	122
2	ARUNACHAL PRADESH	6,142	6028 #	98
3	ASSAM	62,153	62,153	100
4	BIHAR	91,845	91,677	100
5	CHHATISGARH	52474 ß	49,941	95
6	DELHI	11,033	10,897	99
7	GOA	1,262	1,262	100
8	GUJARAT	51,334	52,097	101
9	HARYANA	25,922	25,962	100
10	HIMACHAL PRADESH	18,912	18,920	100
11	JAMMU AND KASHMIR	28,577	28,594	100
12	JHARKHAND	38,432	38,365	100
13	KARNATAKA	64,518	64,518	100
14	KERALA	33,115	33,115	100
15	MADHYA PRADESH	91,771	91,729	100
16	MAHARASHTRA	1,08,698	97,162	89
17	MANIPUR	10,826	9805 #	91
18	MEGHALAYA	5,368	5,309	99
19	MIZORAM	2,122	1980 #	93
20	NAGALAND	3,612	3455 #	96
21	ODISHA	72,142	71,204	99
22	PUDUCHERRY	788	788	100
23	PUNJAB	26,656	26,656	100
24	RAJASTHAN	61,111	60,133	98
25	SIKKIM	1,255	1,275	102
26	TAMIL NADU	55,078	54,439	99
27	TELANGANA	45,461 €	35308 \$	78
28	TRIPURA	9,911	9,911	100
29	UTTARAKHAND	20,487	19,441	95
30	UTTAR PRADESH	1,88,075	1,87,511	100
31	WEST BENGAL	1,16,842	1,26,815	109
32	ANDAMAN AND NICOBAR ISLANDS	713	710	100
33	CHANDIGARH	500	500	100
34	DADRA AND NAGAR HAVELI	271	268	99
35	DAMAN AND DIU	107	102	95
36	LAKSHADWEEP	107	107 #	100
<b>Grand Total</b>		<b>13,53,081</b>	<b>13,43,711</b>	<b>99</b>

**Very Good:(90% or above of targets)**

ANDHRA PRADESH, ARUNACHAL PRADESH, ASSAM, BIHAR, CHHATISGARH, DELHI, GOA, GUJARAT, HARYANA, HIMACHAL PRADESH, JAMMU AND KASHMIR, JHARKHAND, KARNATAKA, KERALA, MADHYA PRADESH, MANIPUR, MEGHALAYA, MIZORAM, NAGALAND, ODISHA, PUDUCHERRY, PUNJAB, RAJASTHAN, SIKKIM, TAMIL NADU, TRIPURA, UTTARAKHAND, UTTAR PRADESH, WEST BENGAL, ANDAMAN AND NICOBAR ISLANDS, CHANDIGARH, DADRA AND NAGAR HAVELI, DAMAN AND DIU, LAKSHADWEEP

**Good:(Between 80% to 90% targets)**

MAHARASHTRA

**Poor:(Below 80% of targets)**

TELANGANA

Note: \$ State has revised the figure downward  
 # Figures reported earlier have been repeated  
 ß M/o WCD has revised the target downward  
 € Bifurcated targets not received from the concerned Ministry, hence combined target has been equally divided between Andhra Pradesh & Telangana

# Functional Anganwadis (Cumulative)

% Achievement of Target  
During April 2014 - March 2015

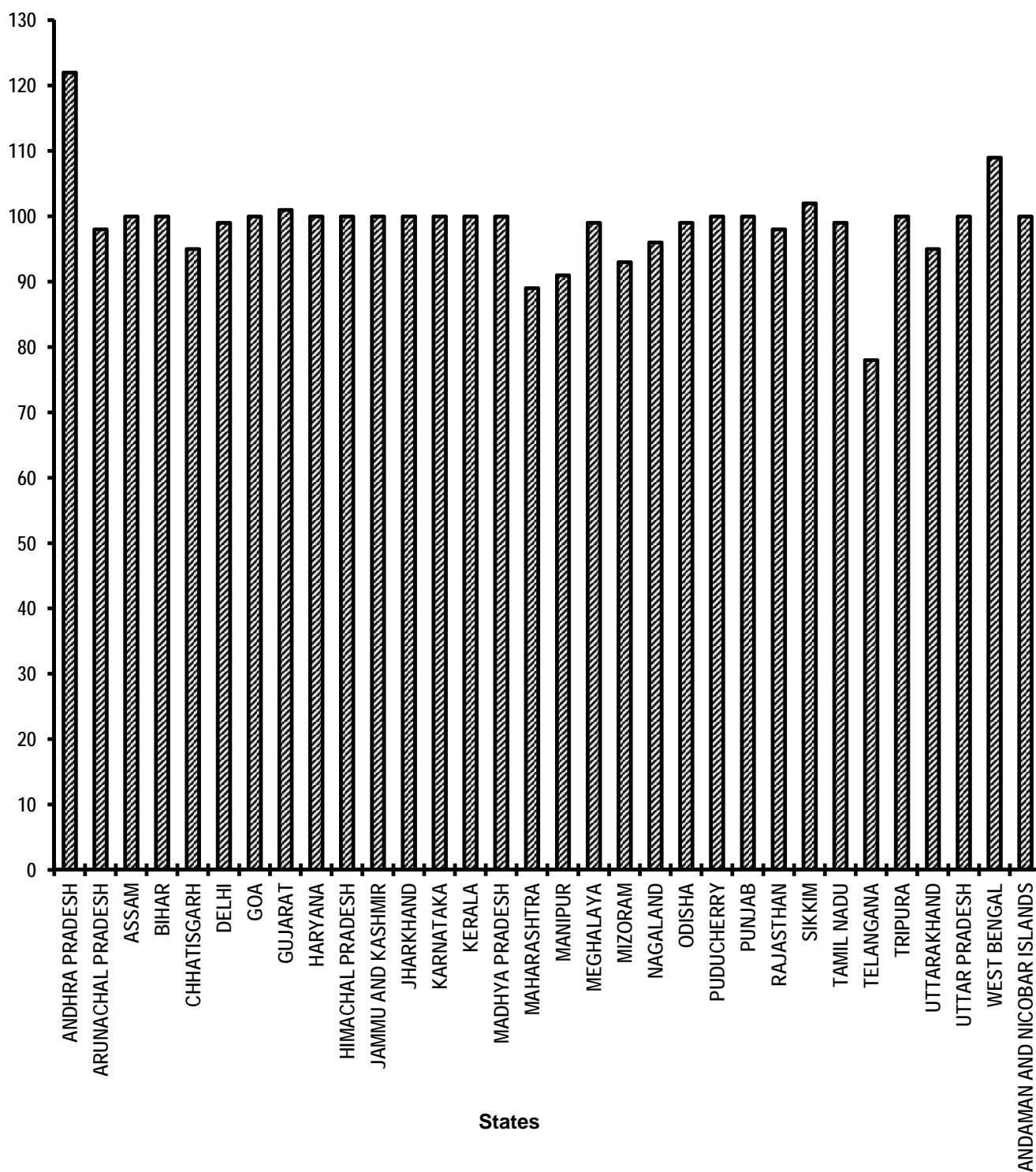


Table - 14

**No. of Urban poor families assisted under Seven Point Charter**  
**Poor Families assisted**  
**(Unit: Number)**

		Target	Achievement	Percent Achievement	
Sl. No.	State/UT Name	2014-2015	April 2014-March 2015	Achievement as reported till December 2014	April 2014-March 2015
(1)	(2)	(3)	(4)	(5)	(4)/(3)
1	ANDHRA PRADESH	6,060	27,600	14,328	455
2	ARUNACHAL PRADESH	392	0 #	0	0
3	ASSAM	1,312	1,587	796	121
4	BIHAR	8,386	0	0	0
5	CHHATISGARH	5,078	0	0	0
6	DELHI	11,774	23,734	250	202
7	GOA	-	0	0	-
8	GUJARAT	9,760	3,33,046	2,08,433	3,412
9	HARYANA	442	1743 \$	1,750	394
10	HIMACHAL PRADESH	524	83,476	0	15,931
11	JAMMU AND KASHMIR	822	0	0	0
12	JHARKHAND	2,310	88,920	NR	3,849
13	KARNATAKA	1,472	2,161	1,244	147
14	KERALA	2,157	3,809	3,189	177
15	MADHYA PRADESH	6,398	4,219	NR	66
16	MAHARASHTRA	16,760	19,039	16,161	114
17	MANIPUR	203	0 #	0	0
18	MEGHALAYA	468	531 #	531	113
19	MIZORAM	153	0	NR	0
20	NAGALAND	629	0 #	0	0
21	ODISHA	1,436	1,972	1,705	137
22	PUDUCHERRY	310	0	0	0
23	PUNJAB	1,443	1,638	800	114
24	RAJASTHAN	10,772	10,785	6,042	100
25	SIKKIM	48	564	564	1,175
26	TAMIL NADU	15,309	26,470	16,304	173
27	TELANGANA	5,454	4,025	673	74
28	TRIPURA	63	0	0	0
29	UTTARAKHAND	938	1,085	846	116
30	UTTAR PRADESH	9,871	874	467	9
31	WEST BENGAL	9,413	6,50,412	3,76,872	6,910
32	ANDAMAN AND NICOBAR ISLANDS	-	0	0	-
33	CHANDIGARH	1,814	328	279	18
34	DADRA AND NAGAR HAVELI	29	0	0	0
35	DAMAN AND DIU	-	0	0	-
<b>Grand Total</b>		<b>1,32,000</b>	<b>12,88,018</b>	<b>6,51,234</b>	<b>976</b>

**Very Good:(90% or above of targets)**

ANDHRA PRADESH, ASSAM, DELHI, GUJARAT, HARYANA, HIMACHAL PRADESH, JHARKHAND, KARNATAKA, KERALA, MAHARASHTRA, MEGHALAYA, ODISHA, PUNJAB, RAJASTHAN, SIKKIM, TAMIL NADU, UTTARAKHAND, WEST BENGAL

**Poor:(Below 80% of targets)**

ARUNACHAL PRADESH, BIHAR, CHHATISGARH, JAMMU AND KASHMIR, MADHYA PRADESH, MANIPUR, MIZORAM, NAGALAND, PUDUCHERRY, TELANGANA, TRIPURA, UTTAR PRADESH, CHANDIGARH, DADRA AND NAGAR HAVELI

Note: \$ State has revised the figure downward  
 # Figures reported earlier have been repeated  
 NR: Not reported

**No. of Urban poor families assisted  
under Seven Point Charter  
Poor Families Assisted  
% Achievement of Target  
During April 2014 - March 2015**

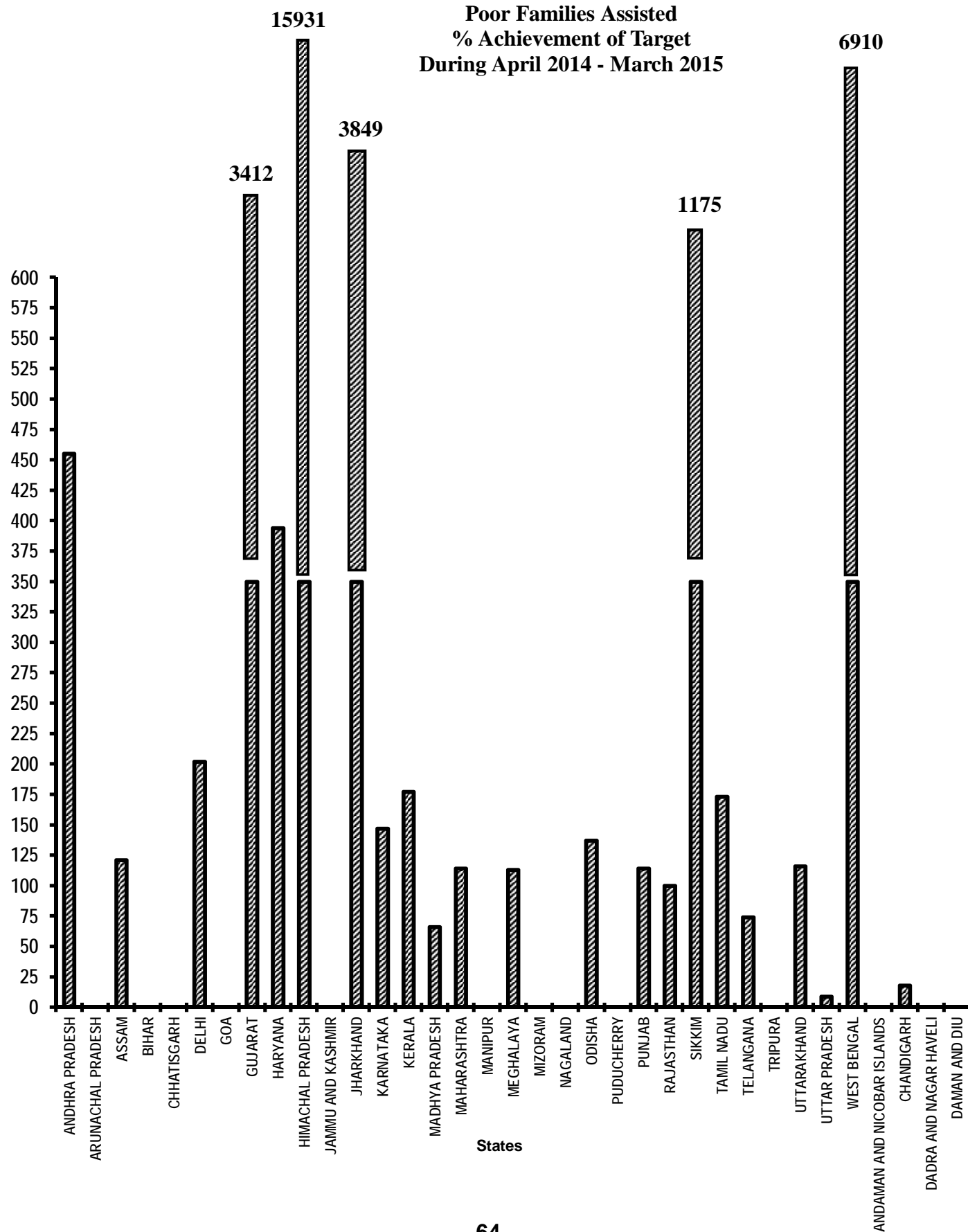




Table - 15(A)

**Afforestation ( Public and Forest Lands)  
Area Covered under Plantation  
(Unit: Hectares)**

Sl. No.	State/UT Name	Target	Achievement	Achievement as reported till	Percent Achievement
		2014-2015	April 2014- March 2015	December 2014	April 2014- March 2015
(1)	(2)	(3)	(4)	(5)	(4)/(3)
1	ANDHRA PRADESH	1,99,800 €	2,08,591	2,07,383	104
2	ARUNACHAL PRADESH	5,780	42 #	42	1
3	ASSAM	4,060	0	0	0
4	BIHAR	22,800	92,956	43,713	408
5	CHHATISGARH	60,000	86,211	83,506	144
6	DELHI	692	1,468	1,468	212
7	GOA	305	346	339	113
8	GUJARAT	1,45,400	1,91,118	1,31,585	131
9	HARYANA	40,000	35,798	34,335	89
10	HIMACHAL PRADESH	20,000	20,728	19,386	104
11	JAMMU AND KASHMIR	13,300	8,454	5,350	64
12	JHARKHAND	22,300	7,296	NR	33
13	KARNATAKA	47,000	52,805	0	112
14	KERALA	7,530	3,700	0	49
15	MADHYA PRADESH	1,33,000	7,499	NR	6
16	MAHARASHTRA	1,63,450	91,413	90,065	56
17	MANIPUR	14,380	11547 #	11,547	80
18	MEGHALAYA	4,110	1,991	1,991	48
19	MIZORAM	5,840	0	NR	0
20	NAGALAND	3,840	0 #	0	0
21	ODISHA	1,82,270	1,98,891	1,25,821	109
22	PUDUCHERRY	70	75	46	107
23	PUNJAB	10,090	2769 \$	4,539	27
24	RAJASTHAN	53,155	70,423	68,991	132
25	SIKKIM	6,160	4,095	2,836	66
26	TAMIL NADU	55,071	70,235	39,855	128
27	TELANGANA	1,99,800 €	80,446	75,312	40
28	TRIPURA	20,900	16,403	16,314	78
29	UTTARAKHAND	16,000	17,268	16,553	108
30	UTTAR PRADESH	68,180	57,907	54,539	85
31	WEST BENGAL	8,130	6,396	6,346	79
32	ANDAMAN AND NICOBAR ISLANDS	1,100	1,184	840	108
33	CHANDIGARH	155	126 \$	161	81
34	DADRA AND NAGAR HAVELI	220	220	220	100
35	DAMAN AND DIU	10	11	11	110
36	LAKSHADWEEP	25	0	0	0
<b>Grand Total</b>		<b>15,34,923</b>	<b>13,48,412</b>	<b>10,96,027</b>	<b>88</b>

**Very Good:(90% or above of targets)**

ANDHRA PRADESH, BIHAR, CHHATISGARH, DELHI, GOA, GUJARAT, HIMACHAL PRADESH, KARNATAKA, ODISHA, PUDUCHERRY, RAJASTHAN, TAMIL NADU, UTTARAKHAND, ANDAMAN AND NICOBAR ISLANDS, DADRA AND NAGAR HAVELI, DAMAN AND DIU

**Good:(Between 80% to 90% targets)**

HARYANA, MANIPUR, UTTAR PRADESH, CHANDIGARH

**Poor:(Below 80% of targets)**

ARUNACHAL PRADESH, ASSAM, JAMMU AND KASHMIR, JHARKHAND, KERALA, MADHYA PRADESH, MAHARASHTRA, MEGHALAYA, MIZORAM, NAGALAND, PUNJAB, SIKKIM, TELANGANA, TRIPURA, WEST BENGAL, LAKSHADWEEP

Note: \$ State has revised the figure downward

NR: Not reported

# Figures reported earlier have been repeated

€ Bifurcated targets not received from the concerned Ministry, hence combined target has been equally divided between Andhra Pradesh & Telangana

# Afforestation (Public and Forest Lands)

## Area Covered under Plantation

% Achievement of Target  
During April 2014 - March 2015

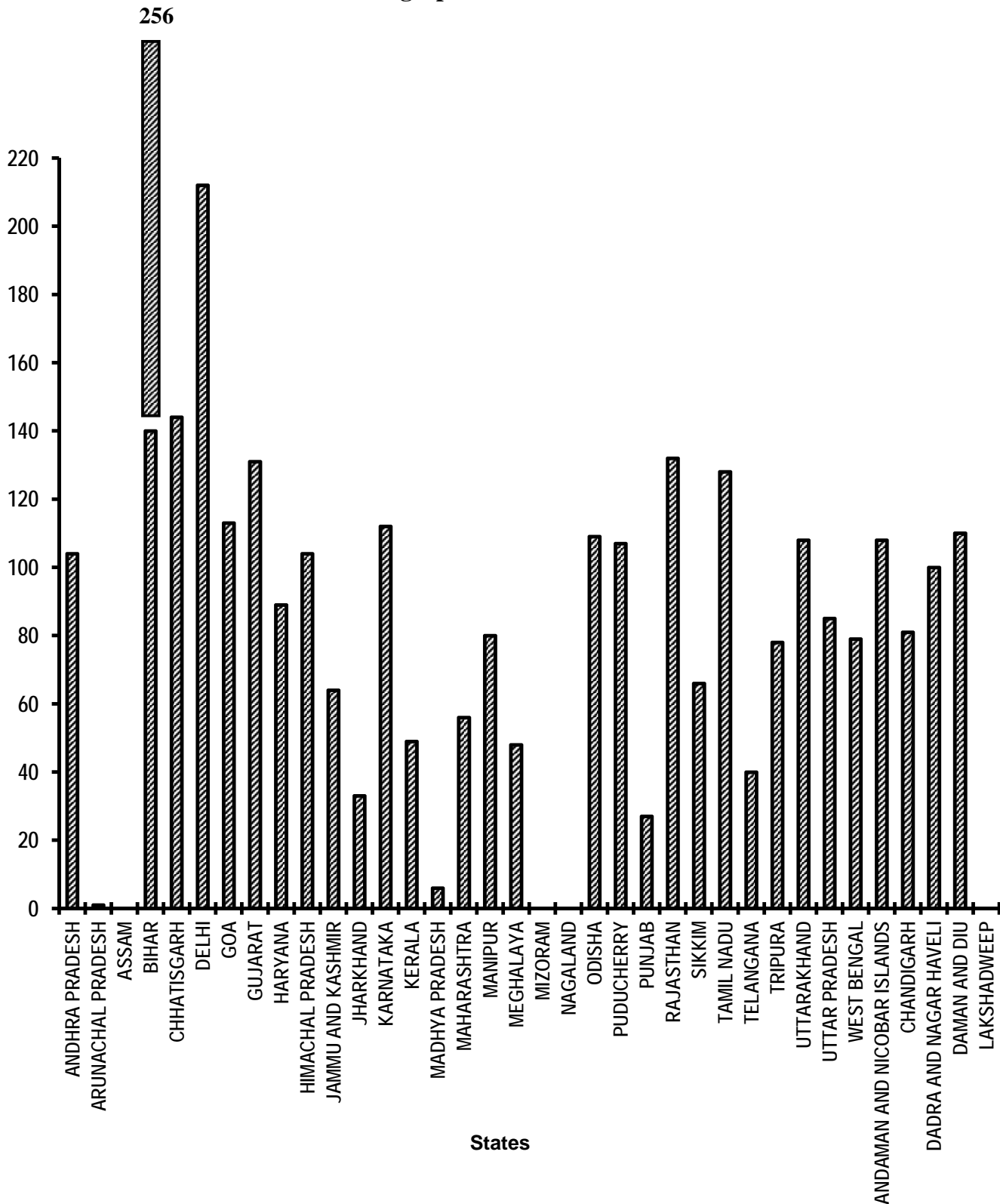


Table - 15(B)

**Afforestation ( Public and Forest Lands)  
Seedlings planted  
(Unit: Number)**

		Target	Achievement	Percent Achievement
Sl. No.	State/UT Name	2014-2015	April 2014-March 2015	Achievement as reported till December 2014
(1)	(2)	(3)	(4)	(5)
1	ANDHRA PRADESH	12,98,70,000 €	22,12,73,000	19,18,00,000
2	ARUNACHAL PRADESH	37,57,000	27200 #	27,200
3	ASSAM	26,39,000	0	0
4	BIHAR	1,48,20,000	6,04,21,400	2,84,13,400
5	CHHATISGARH	4,17,30,000	6,96,00,000	6,78,52,400
6	DELHI	4,50,000	9,54,301	9,54,301
7	GOA	4,77,000	4,50,000	3,95,000
8	GUJARAT	9,45,10,000	18,20,39,000	13,55,00,000
9	HARYANA	3,00,00,000	2,79,27,000	2,65,00,000
10	HIMACHAL PRADESH	1,30,00,000	1,35,00,000	1,26,00,000
11	JAMMU AND KASHMIR	86,45,000	59,61,000	21,81,000
12	JHARKHAND	1,44,95,000	74,25,998	NR
13	KARNATAKA	4,43,00,000	5,19,29,000	5,08,95,000
14	KERALA	48,95,000	10,53,318 #	10,53,318
15	MADHYA PRADESH	8,64,50,000	8,66,87,000	NR
16	MAHARASHTRA	10,62,43,000	8,63,12,000	8,59,55,000
17	MANIPUR	93,47,000	92,01,557	92,01,557
18	MEGHALAYA	26,72,000	45,03,907	45,03,907
19	MIZORAM	37,96,000	0	NR
20	NAGALAND	24,96,000	0	0
21	ODISHA	11,84,76,000	12,42,17,000	12,35,91,000
22	PUDUCHERRY	46,000	1,46,436	45,201
23	PUNJAB	65,59,000	18,00,000 \$	29,51,000
24	RAJASTHAN	3,45,50,000	4,51,96,200	4,43,68,000
25	SIKKIM	40,04,000	23,07,116	12,92,985
26	TAMIL NADU	3,57,96,000	4,56,52,754	2,59,05,708
27	TELANGANA	12,98,70,000 €	4,45,79,000	4,26,21,000
28	TRIPURA	1,35,85,000	1,06,19,000	1,06,19,000
29	UTTARAKHAND	1,04,00,000	1,75,09,000	1,70,49,000
30	UTTAR PRADESH	4,43,17,000	9,19,72,739	8,96,79,524
31	WEST BENGAL	52,85,000	1,00,18,200	1,00,18,200
32	ANDAMAN AND NICOBAR ISLANDS	7,00,000	6,73,048	3,74,592
33	CHANDIGARH	1,01,000	82,150	64,990
34	DADRA AND NAGAR HAVELI	1,43,000	3,52,200	3,52,200
35	DAMAN AND DIU	7,000	16081 \$	50,431
36	LAKSHADWEEP	4,50,000	0	0
<b>Grand Total</b>		<b>1,01,88,81,000</b>	<b>1,22,44,06,605</b>	<b>98,68,14,914</b>

**Very Good:(90% or above of targets)**

ANDHRA PRADESH, BIHAR, CHHATISGARH, DELHI, GOA, GUJARAT, HARYANA, HIMACHAL PRADESH, KARNATAKA, MADHYA PRADESH, MANIPUR, MEGHALAYA, ODISHA, PUDUCHERRY, RAJASTHAN, TAMIL NADU, UTTARAKHAND, UTTAR PRADESH, WEST BENGAL, ANDAMAN AND NICOBAR ISLANDS, DADRA AND NAGAR HAVELI, DAMAN AND DIU

**Good:(Between 80% to 90% targets)**

MAHARASHTRA, CHANDIGARH

**Poor:(Below 80% of targets)**

ARUNACHAL PRADESH, ASSAM, JAMMU AND KASHMIR, JHARKHAND, KERALA, MIZORAM, NAGALAND, PUNJAB, SIKKIM, TELANGANA, TRIPURA, LAKSHADWEEP

Note: \$ State has revised the figure downward

# Figures reported earlier have been repeated

NR: Not reported

€ Bifurcated targets not received from the concerned Ministry, hence combined target has been equally divided between Andhra Pradesh & Telangana

# Afforestation (Public and Forest Lands)

## Seedlings planted

% Achievement of Target  
During April 2014 - March 2015

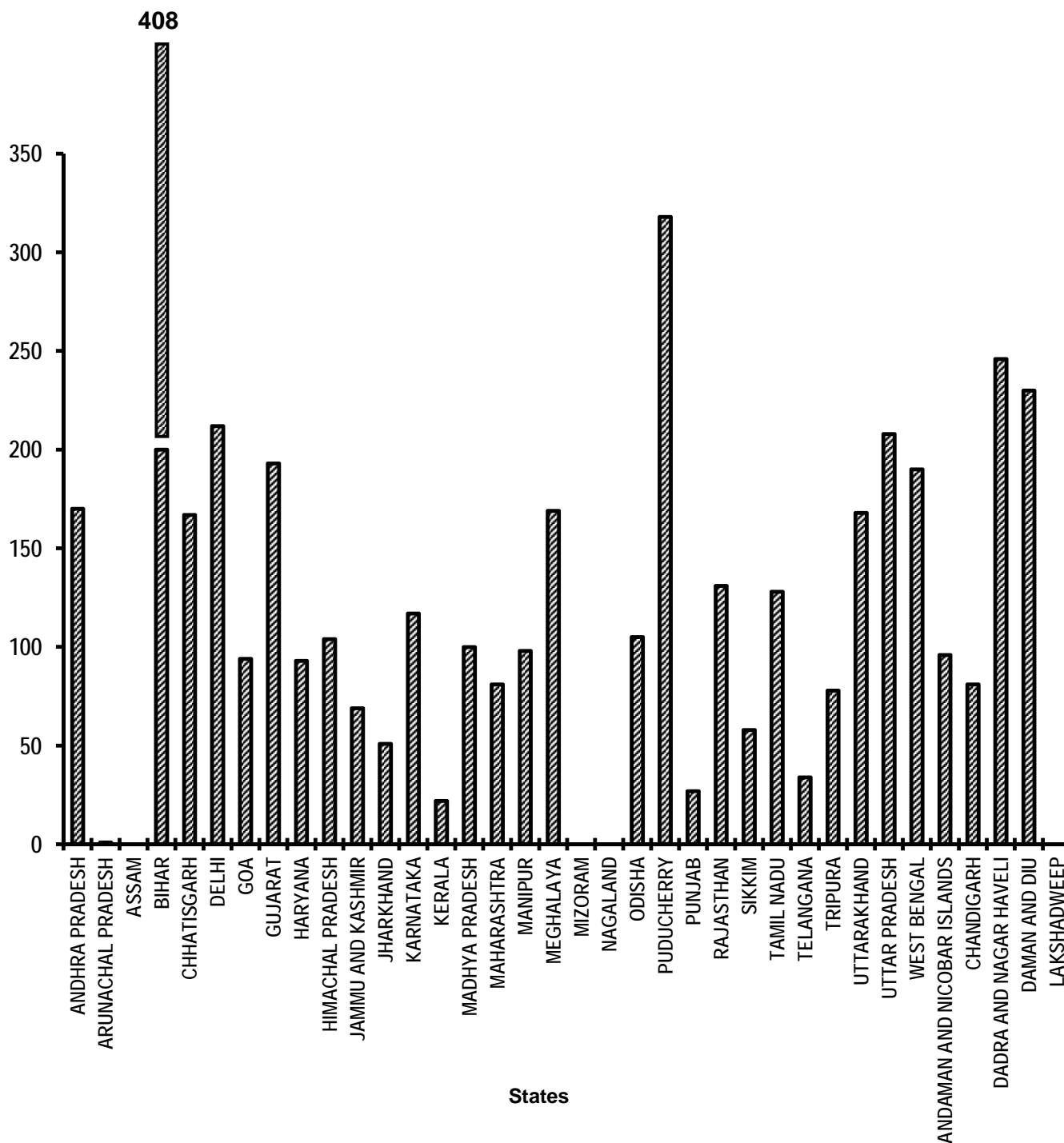


Table - 16

**Rural roads - PMGSY**  
**Length of road constructed**  
**(Unit: Kilometer)**

		Target	Achievement	Percent Achievement
Sl. No.	State/UT Name	2014-2015	April 2014-March 2015	Achievement as reported till December 2014 April 2014-March 2015
(1)	(2)	(3)	(4)	(5)
1	ANDHRA PRADESH	257 €	357	357
2	ARUNACHAL PRADESH	450	547 *	433
3	ASSAM	720	870	606
4	BIHAR	2,900	3631 *	2,810
5	CHHATISGARH	620	2,510	1,380
6	GUJARAT	990	1,892	1,640
7	HARYANA	355	633	324
8	HIMACHAL PRADESH	260	485	387
9	JAMMU AND KASHMIR	750	929	680
10	JHARKHAND	703	1750 *	1,164
11	KARNATAKA	650	628	84
12	KERALA	348	202	167
13	MADHYA PRADESH	2,100	5179 *	2,961
14	MAHARASHTRA	550	500	186
15	MANIPUR	236	300 *	197
16	MEGHALAYA	105	47 *	46
17	MIZORAM	115	49 *	32
18	NAGALAND	160	215 *	161
19	ODISHA	2,400	3,843	2,327
20	PUNJAB	650	737	591
21	RAJASTHAN	1,550	3,233	2,318
22	SIKKIM	100	121	95
23	TAMIL NADU	379	1,965	1,665
24	TELANGANA	257 €	163	74
25	TRIPURA	250	240	25
26	UTTARAKHAND	625	725	537
27	UTTAR PRADESH	1,445	3,696	3,239
28	WEST BENGAL	1,850	1,710	1,013
<b>Grand Total</b>		<b>21,775</b>	<b>37,157</b>	<b>25,499</b>

**Very Good:(90% or above of targets)**

ANDHRA PRADESH, ARUNACHAL PRADESH, ASSAM, BIHAR, CHHATISGARH, GUJARAT, HARYANA, HIMACHAL PRADESH, JAMMU AND KASHMIR, JHARKHAND, KARNATAKA, MADHYA PRADESH, MAHARASHTRA, MANIPUR, NAGALAND, ODISHA, PUNJAB, RAJASTHAN, SIKKIM, TAMIL NADU, TRIPURA, UTTARAKHAND, UTTAR PRADESH, WEST BENGAL

**Poor:(Below 80% of targets)**

KERALA, MEGHALAYA, MIZORAM, TELANGANA

Note: \* Figures have been reconciled with that of MoRD

€ Bifurcated targets not received from the concerned Ministry, hence combined target has been equally divided between Andhra Pradesh & Telangana

# Rural Roads - PMGSY

## Length of Road Constructed

% Achievement of Target  
During April 2014 - March 2015

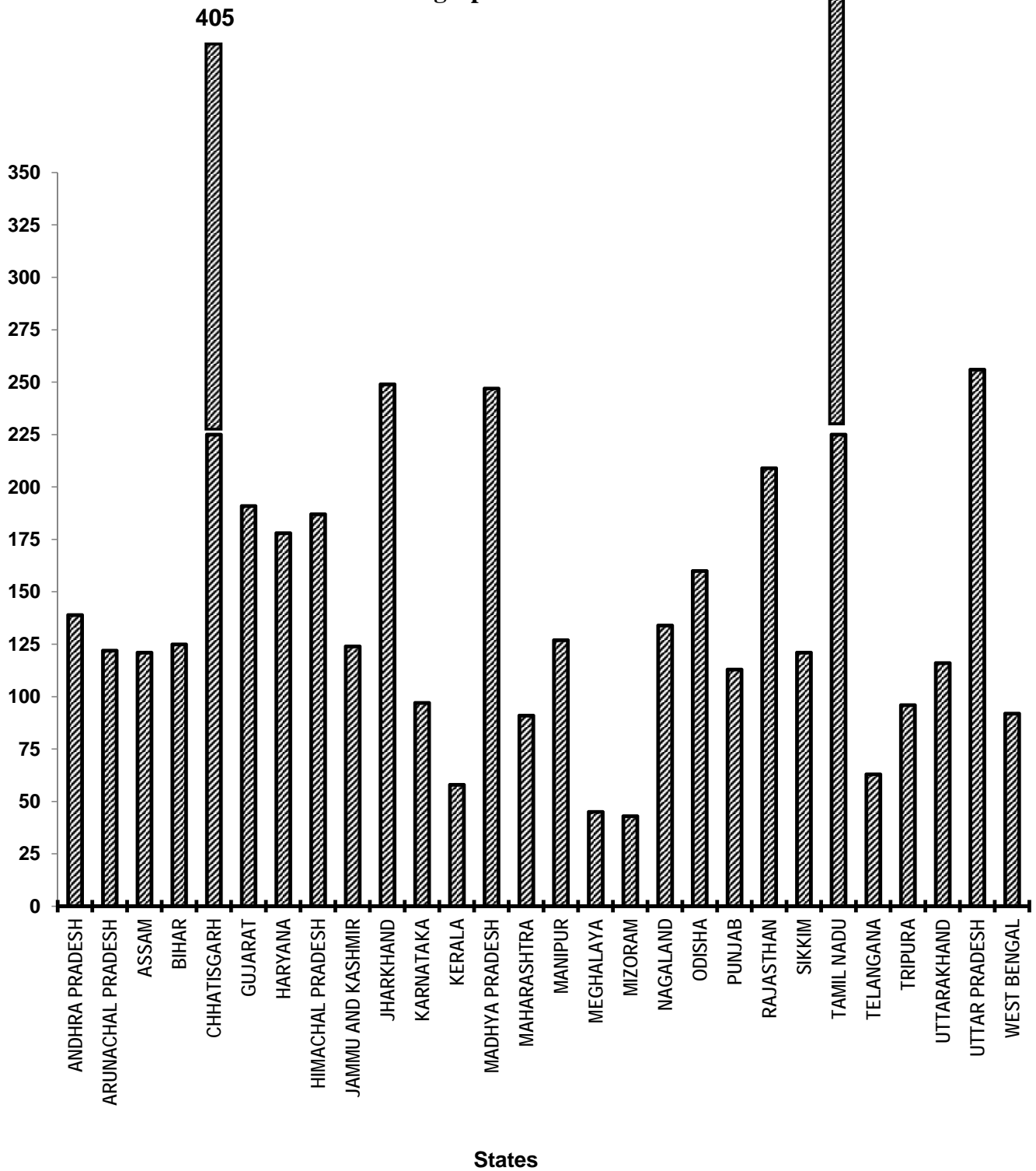


Table - 17

**Deendayal Upadhyaya Gram Jyoti Yojana (DDUGJY)**  
**Villages electrified**  
**(Unit: Number)**

		Target	Achievement	Percent Achievement
Sl. No.	State/UT Name	2014-2015	April 2014-March 2015	Achievement as reported till December 2014
(1)	(2)	(3)	(4)	(5)
1	ARUNACHAL PRADESH	100	154 *	104
2	ASSAM	300	204	185
3	BIHAR	1,750	2441 *	1,080
4	CHHATISGARH	1,248	1202 *	182
5	JAMMU AND KASHMIR	236	56 *	32
6	JHARKHAND	1,225	433 *	9
7	KARNATAKA	257	355 *	267
8	KERALA	603	500 *	338
9	MADHYA PRADESH	5100 ¢	4471 *	2,839
10	MAHARASHTRA	889	579	265
11	MANIPUR	140	929 *	60
12	MEGHALAYA	130	91 *	37
13	MIZORAM	90	224 *	213
14	NAGALAND	50	68 *	3
15	ODISHA	756	487 *	7
16	RAJASTHAN	315 ß	349	56
17	TAMIL NADU	547	0	0
18	UTTAR PRADESH	100	610 *	291
19	WEST BENGAL	164	79 *	72
<b>Grand Total</b>		<b>14,000</b>	<b>13,232</b>	<b>6,040</b>

**Very Good:(90% or above of targets)**

ARUNACHAL PRADESH, BIHAR, CHHATISGARH, KARNATAKA, MANIPUR, MIZORAM, NAGALAND, RAJASTHAN, UTTAR PRADESH

**Good:(Between 80% to 90% targets)**

KERALA, MADHYA PRADESH

**Poor:(Below 80% of targets)**

ASSAM, JAMMU AND KASHMIR, JHARKHAND, MAHARASHTRA, MEGHALAYA, ODISHA, TAMIL NADU, WEST BENGAL

Note: \* Figures have been reconciled with that of M/o Power

ß M/o Power has revised the target downward

¢ The target has been revised downward as per online database of M/o Power

**Deendayal Upadhyaya  
Gram Jyoti Yojana-DDUGJY  
Villages electrified  
% Achievement of Target  
During April 2014 - March 2015**

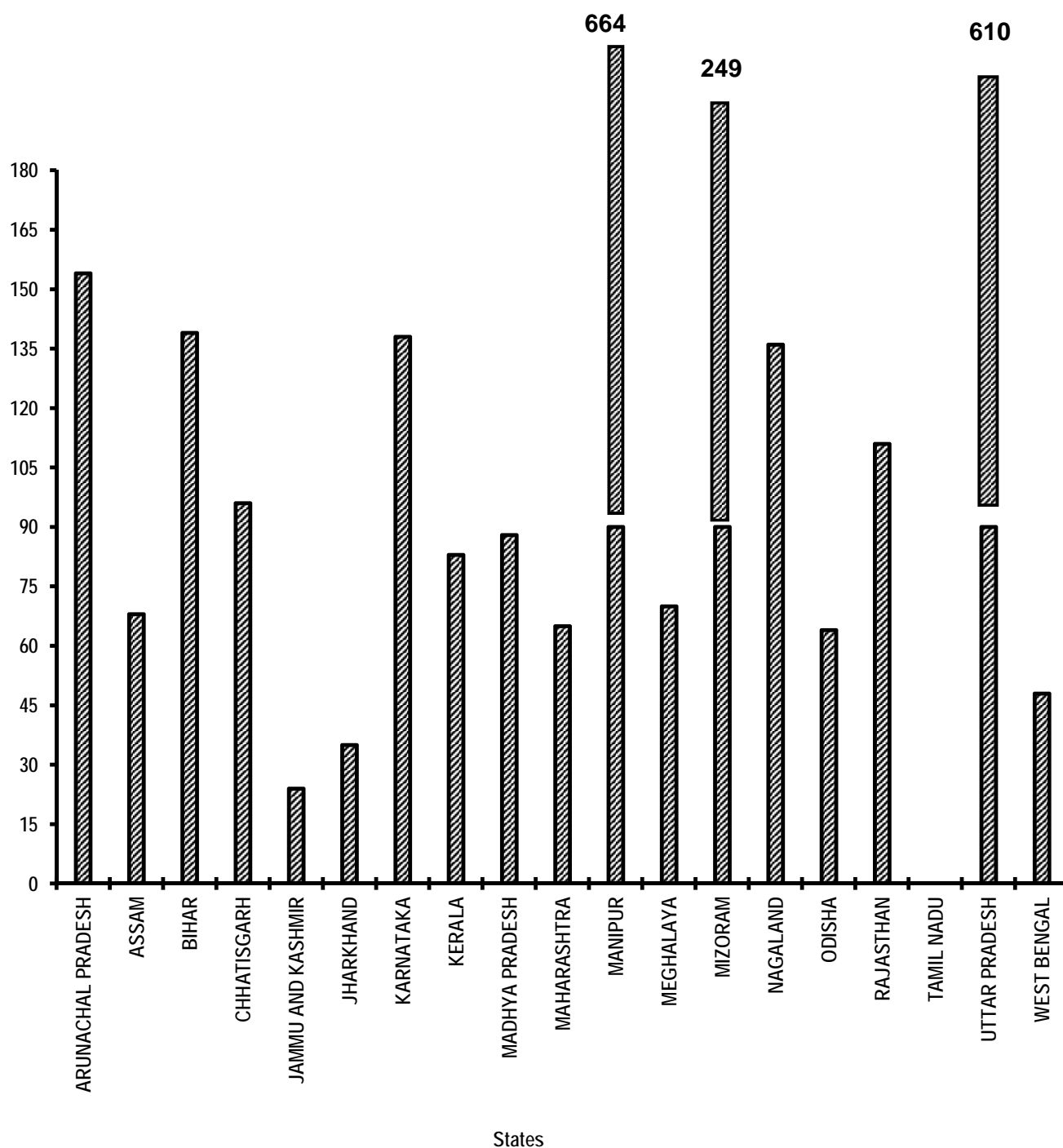




Table - 18

**Energising pump sets  
Pumps sets energized  
(Unit: Number)**

		Target +	Achievement	Percent Achievement	
Sl. No.	State/UT Name	2014-2015	April 2014- March 2015	Achievement as reported till December 2014	April 2014- March 2015
(1)	(2)	(3)	(4)	(5)	(4)/(3)
1	ANDHRA PRADESH	25,000 €	43,312	27,907	173
2	BIHAR	2,764	6332 #	6,332	229
3	CHHATISGARH	21,000	23,277	12,808	111
4	GOA	200	259	144	130
5	GUJARAT	56,000	80,702	62,221	144
6	HARYANA	19,000	20,750	17,903	109
7	HIMACHAL PRADESH	1,215	2,023	1,510	167
8	JHARKHAND	22,000	5,664	NR	26
9	KARNATAKA	38,602	1,40,641	61,754	364
10	KERALA	12,000	11,607	6,611	97
11	MADHYA PRADESH	17,237	1,37,818	NR	800
12	ODISHA	1,190	5,003	3,447	420
13	PUDUCHERRY	25	39	31	156
14	PUNJAB	55,000	10,574	10,574	19
15	RAJASTHAN	30,000	40,207	31,670	134
16	TAMIL NADU	12,000	8,495	5,124	71
17	TELANGANA	25,000 €	94,069	40,647	376
18	UTTARAKHAND	700	1,136	609	162
19	UTTAR PRADESH	22,058	20,924	13,816	95
20	WEST BENGAL	422	3,960	2,062	938
21	DADRA AND NAGAR HAVELI	20	0	0	0
22	DAMAN AND DIU	25	54	37	216
Grand Total		3,61,458	6,56,846	3,05,207	182

**Very Good:(90% or above of targets)**

ANDHRA PRADESH, BIHAR, CHHATISGARH, GOA, GUJARAT, HARYANA, HIMACHAL PRADESH, KARNATAKA, KERALA, MADHYA PRADESH, ODISHA, PUDUCHERRY, RAJASTHAN, TELANGANA, UTTARAKHAND, UTTAR PRADESH, WEST BENGAL, DAMAN AND DIU

**Poor:(Below 80% of targets)**

JHARKHAND, PUNJAB, TAMIL NADU, DADRA AND NAGAR HAVELI

Note: NR: Not reported

+ Only Chhatisgarh, Goa, Gujarat, Haryana and Tamil Nadu have provided the targets. For rest of the States previous year targets have been repeated provisionally

# Figures reported earlier have been repeated

€Bifurcated targets not received from the States, hence previous year combined target has been equally divided between Andhra Pradesh & Telangana

# Energising Pump sets

## Pumps sets energized

% Achievement of Target  
During April 2014 - March 2015

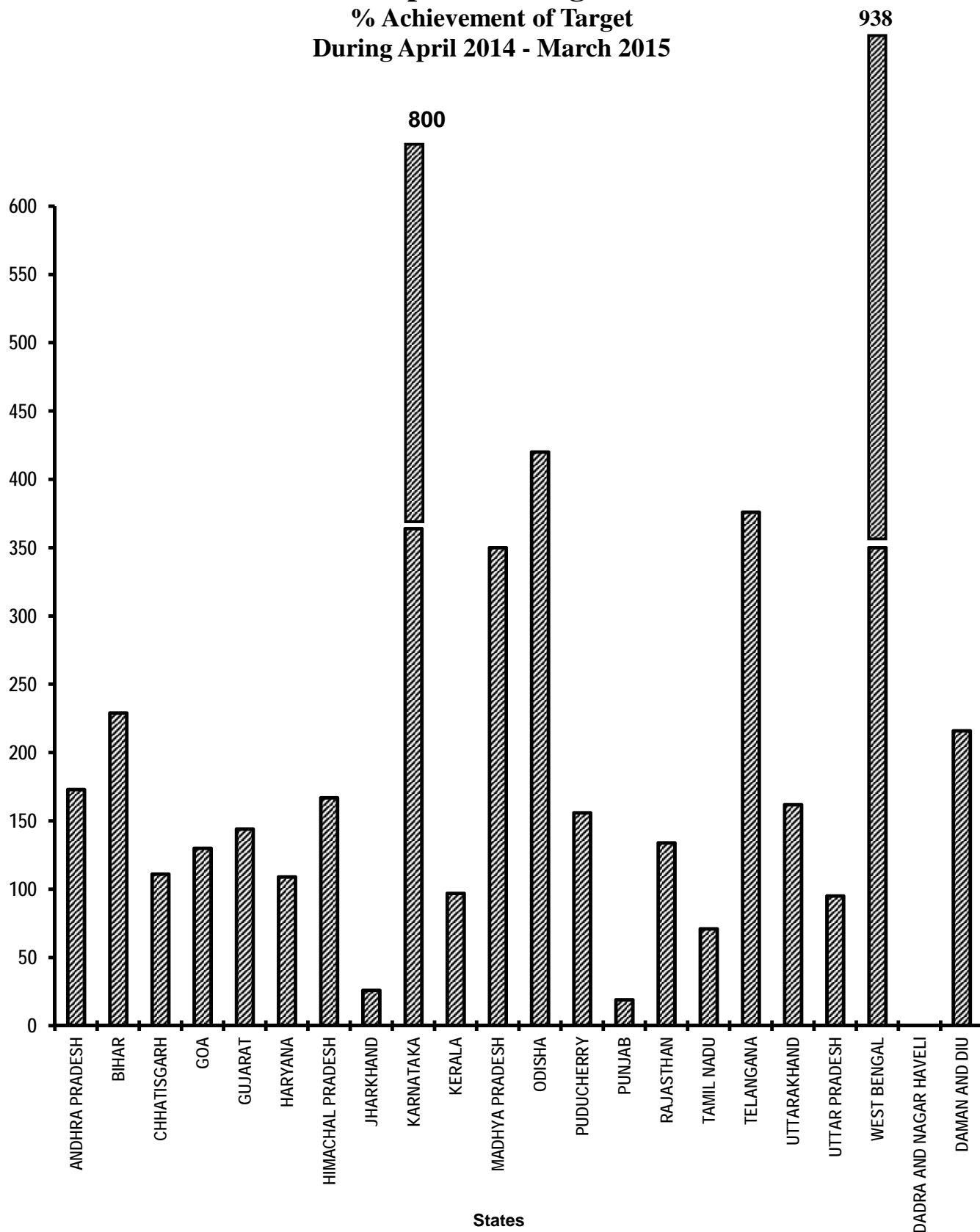


Table - 19

## Supply of Electricity

Sl. No.	State/UT Name	Electricity demanded (Million Units) April 2014- March 2015	Electricity supplied (Million Units) April 2014- March 2015	Achievement as reported till December 2014	Shortage observed (Million Units) April 2014- March 2015	Percentage of Electricity Supplied
(1)	(2)	(3)	(4)	(6)	(5)	(7)
1	ANDHRA PRADESH	59,198	56,313	43,583	2,885	95
2	ARUNACHAL PRADESH	677	610	459	67	90
3	ASSAM	8,527	7,926	6,054	601	93
4	BIHAR	19,294	18,759	13,809	535	97
5	CHHATISGARH	21,499	21,230	15,679	269	99
6	DELHI	29,231	29,106	23,403	125	100
7	GOA	3,969	3,932	3,003	37	99
8	GUJARAT	96,235	96,211	72,920	24	100
9	HARYANA	46,615	46,432	36,820	183	100
10	HIMACHAL PRADESH	8,807	8,728	6,587	79	99
11	JAMMU AND KASHMIR	16,214	13,119	9,556	3,095	81
12	JHARKHAND	7,599	7,390	5,607	209	97
13	KARNATAKA	62,643	59,926	43,307	2,717	96
14	KERALA	22,459	22,127	16,418	332	99
15	MADHYA PRADESH	53,374	53,082	40,542	292	99
16	MAHARASHTRA	1,34,897	1,33,078	1,02,534	1,819	99
17	MANIPUR	705	678	500	27	96
18	MEGHALAYA	1,930	1,634	1,175	296	85
19	MIZORAM	455	425	317	30	93
20	NAGALAND	688	661	478	27	96
21	ODISHA	26,482	26,052	19,979	430	98
22	PUDUCHERRY	2,402	2,376	1,812	26	99
23	PUNJAB	48,629	48,144	39,765	485	99
24	RAJASTHAN	65,717	65,310	49,026	407	99
25	SIKKIM	399	399	301	0	100
26	TAMIL NADU	95,758	92,750	69,564	3,008	97
27	TELANGANA	43,337	40,644	28,073	2,693	94
28	TRIPURA	1,242	1,048	803	194	84
29	UTTARAKHAND	12,445	12,072	9,073	373	97
30	UTTAR PRADESH	1,03,179	87,062	67,273	16,117	84
31	WEST BENGAL	47,086	46,827	36,290	259	99
32	ANDAMAN AND NICOBAR ISLANDS	240	180	135	60	75
33	CHANDIGARH	1,616	1,616	1,291	0	100
34	DADRA AND NAGAR HAVELI	5,307	5,304	4,050	3	100
35	DAMAN AND DIU	2,086	2,086	1,592	0	100
36	LAKSHADWEEP	48	48	36	0	100
Grand Total		10,50,989	10,13,285	7,71,814	37,704	96

Very Good:(90% or above of targets)

ANDHRA PRADESH, ARUNACHAL PRADESH, ASSAM, BIHAR, CHHATISGARH, DELHI, GOA, GUJARAT, HARYANA, HIMACHAL PRADESH, JHARKHAND, KARNATAKA, KERALA, MADHYA PRADESH, MAHARASHTRA, MANIPUR, MIZORAM, NAGALAND, ODISHA, PUDUCHERRY, PUNJAB, RAJASTHAN, SIKKIM, TAMIL NADU, TELANGANA, UTTARAKHAND, WEST BENGAL, CHANDIGARH, DADRA AND NAGAR HAVELI, DAMAN AND DIU, LAKSHADWEEP

Good:(Between 80% to 90% targets)

JAMMU AND KASHMIR, MEGHALAYA, TRIPURA, UTTAR PRADESH

Poor:(Below 80% of targets)

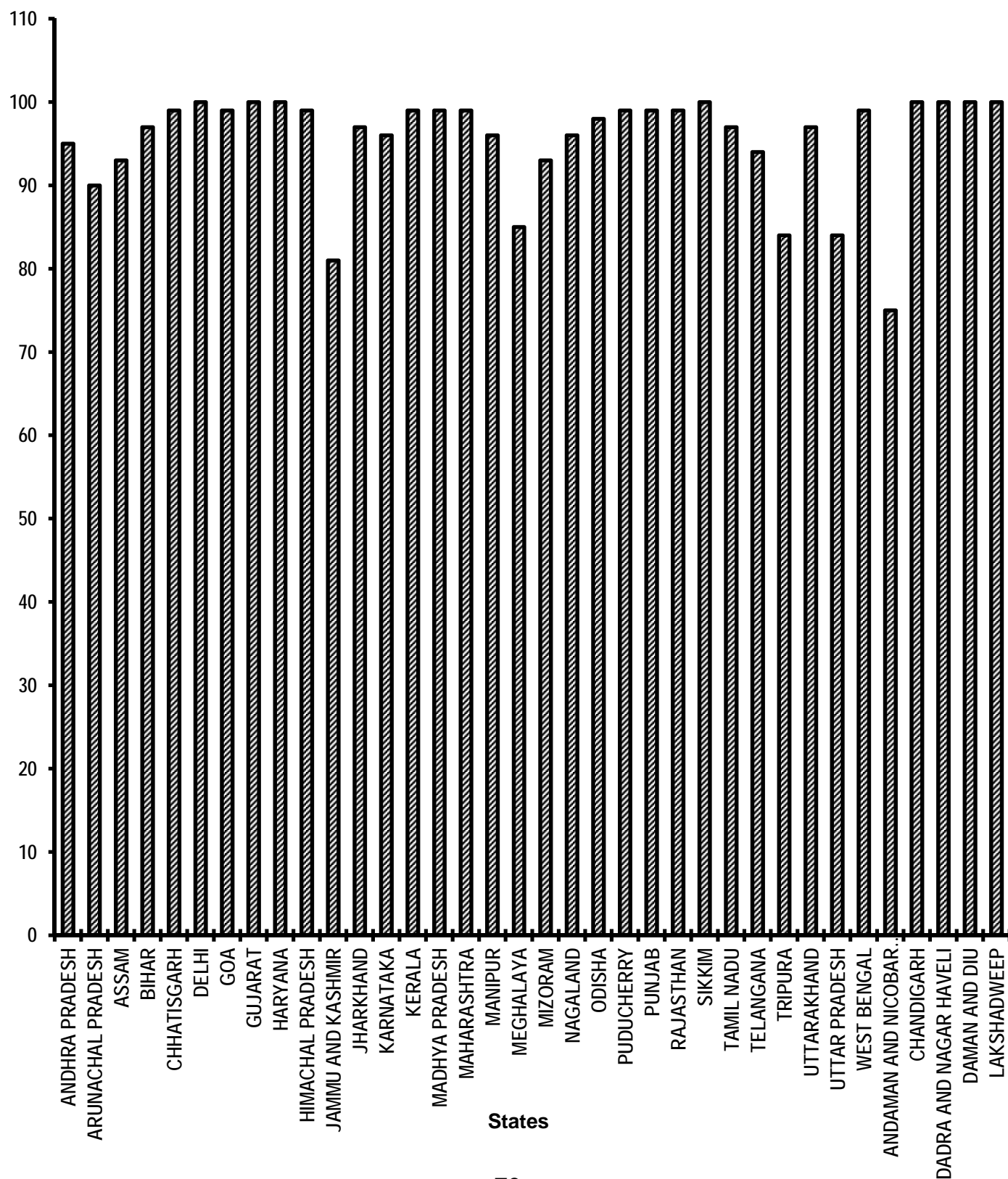
ANDAMAN AND NICOBAR ISLANDS

# Supply of Electricity

## Electricity supplied

### % Achievement of Target

#### During April 2014 - March 2015



# **TWENTY POINT PROGRAMME - 2006**

## **PART - III**

### **STATE-WISE PERFORMANCE**

**ANDHRA PRADESH**

Sl. No.	Item Code	Item/Parameter Name {Units}	Target	Achievement	Percent Achievement
			April 2014-March 2015	April 2014-March 2015	
(1)	(3)	(4)	(5)	(6)	(6)/(5)
<b>1</b>	<b><u>Employment generation under the NREG Scheme</u></b>				
	<b>01A01</b>	No. of job cards issued {Number}	**	2,06,223	
	<b>01A02</b>	Employment generated {Number}	**	15,60,85,000	
	<b>01A03</b>	Wages given {Rupees}	**	18,50,85,22,000	
<b>2</b>	<b><u>National Rural Livelihood Mission (NRLM)</u></b>				
	<b>01F01</b>	Number of SHGs promoted (new and revived) during the financial year {Number}	3,000	15,354	512
	<b>01F02</b>	Number of SHGs provided Revolving Fund (RF) during the financial year {Number}	*	10,862	
	<b>01F03</b>	Number of SHGs provided Community Investment Fund (CIF) during the financial year {Number}	*	1,56,291	
<b>3</b>	<b><u>Distribution of waste land to the landless</u></b>				
	<b>03E01</b>	Total Land Distributed {Hectare}	**	20,720	
	<b>03E02</b>	Land Distributed to SC {Hectare}	**	4,184	
	<b>03E03</b>	Land Distributed to ST {Hectare}	**	6,167	
	<b>03E04</b>	Land Distributed to Others {Hectare}	**	10,369	
<b>4</b>	<b><u>Minimum Wages Enforcement (including Farm Labour)</u></b>				
	<b>04B01</b>	Agriculture and Farm Workers: Inspections made {Number}	**	0	
	<b>04B02</b>	Agriculture and Farm Workers: Irregularities detected {Number}	**	0	
	<b>04B03</b>	Agriculture and Farm Workers: Irregularities rectified {Number}	**	0	
	<b>04B04</b>	Agriculture and Farm Workers: Claims filed {Number}	**	0	
	<b>04B05</b>	Agriculture and Farm Workers: Claims settled {Number}	**	0	
	<b>04B06</b>	Agriculture and Farm Workers: Prosecution cases Pending {Number}	**	0	
	<b>04B07</b>	Agriculture and Farm Workers: Prosecution cases filed {Number}	**	0	
	<b>04B08</b>	Agriculture and Farm Workers: Prosecution cases decided {Number}	**	0	
	<b>04B10</b>	Agriculture and Farm Workers: Others {Number}	**	0	
<b>4</b>	<b><u>Food Security</u></b>				
	<b><u>Food security-Targeted Public Distribution system (APL+BPL+AAV)</u></b>				
	<b>05A02</b>	Off take {Tonnes}	26,29,793	15,87,263	60
	<b><u>Food security-Targeted Public Distribution system (only AAV)</u></b>				
	<b>05B02</b>	Off take {Tonnes}	4,49,754	3,25,911	72
	<b><u>Food Security - Targeted Public Distribution System (Only BPL)</u></b>				
	<b>05D02</b>	Off take {Tonnes}	7,23,201	4,95,920	69
	<b><u>Food Security:National Food Security Act(Normal)-NFSA</u></b>				
	<b>05E02</b>	Off take {Tonnes}	*	0	
	<b><u>Food Security:National Food Security Act(Tide Over)-NFSA</u></b>				
	<b>05F02</b>	Off take {Tonnes}	*	0	
<b>5</b>	<b><u>Rural Housing - Indira Awaas Yojana</u></b>				
	<b>06A01</b>	Houses constructed {Number}	78,258	46,722	60

**ANDHRA PRADESH**

Sl. No.	Item Code	Item/Parameter Name {Units}	Target	Achievement	Percent Achievement
			April 2014-March 2015	April 2014-March 2015	
(1)	(3)	(4)	(5)	(6)	(6)/(5)
<b>6</b>		<b><u>EWS/LIG Houses in Urban Areas</u></b>			
	<b>06B01</b>	Houses constructed {Number}	5,769	4,292	74
<b>7</b>		<b><u>Rural Areas: National Rural Drinking Water Programme (NRDWP)</u></b>			
	<b>07A03</b>	Habitations covered (Partially covered & Slipped back) {Number}	2,600	2,601	100
	<b>07A04</b>	Coverage of water quality affected habitations {Number}	144	218	151
<b>8</b>		<b><u>Sanitation Programme in Rural Areas</u></b>			
	<b>08D01</b>	Individual Household latrines constructed {Number}	**	2,13,867	
<b>9</b>		<b><u>Institutional Delivery</u></b>			
	<b>08E01</b>	Delivery in institutions {Number}	**	8,18,786	
<b>10</b>		<b><u>SC Families assisted</u></b>			
	<b>10A02</b>	SC families assisted under SCA to SCSP & NSFDC {Number}	9,190	23,020	250
	<b>10A03</b>	SC students assisted under post matric scholarship {Number}	**	3,03,049	
<b>11</b>		<b><u>Universalization of ICDS Scheme</u></b>			
	<b>12A01</b>	ICDS Blocks Operational (Cumulative) {Number}	194	257	132
<b>12</b>		<b><u>Functional Anganwadis</u></b>			
	<b>12B01</b>	Anganwadis Functional (Cumulative) {Number}	45,461	55,574	122
<b>13</b>		<b><u>No. of Urban poor families assisted under Seven Point Charter</u></b>			
	<b>14A01</b>	Poor Families assisted {Number}	6,060	27,600	455
<b>14</b>		<b><u>Afforestation ( Public and Forest Lands)</u></b>			
	<b>15A01</b>	Area Covered under Plantation {Hectares}	199800	2,08,591	104
	<b>15A02</b>	Seedlings planted {Number}	129870000	22,12,73,000	170
<b>15</b>		<b><u>Rural roads - PMGSY</u></b>			
	<b>17A01</b>	Length of road constructed {Kilometer}	257	357	139
<b>16</b>		<b><u>Energising pump sets</u></b>			
	<b>18D01</b>	Pumps sets energized {Number}	25,000	43,312	173
<b>17</b>		<b><u>Supply of Electricity</u></b>			
	<b>18E02</b>	Electricity supplied {Million Units}	59,198	56,313	95

**Note:**

\* - Target Not Received.

\*\* - Non-Targetable.

**1 Very Good(90% or above of targets)**

01F01, 07A03, 07A04, 10A02, 14A01, 18E02, 12A01, 12B01, 15A01, 15A02, 17A01, 18D01

**2 Poor(Below 80% of targets)**

05A02, 05B02, 05D02, 06A01, 06B01,

**ARUNACHAL PRADESH**

Sl. No.	Item Code	Item/Parameter Name {Units}	Target	Achievement	Percent Achievement
			April 2014-March 2015	April 2014-March 2015	
(1)	(3)	(4)	(5)	(6)	(6)/(5)
<b>1</b>	<b><u>Employment generation under the NREG Scheme</u></b>				
	<b>01A01</b>	No. of job cards issued {Number}	**	7,936	
	<b>01A02</b>	Employment generated {Number}	**	0	
	<b>01A03</b>	Wages given {Rupees}	**	0	
<b>2</b>	<b><u>National Rural Livelihood Mission (NRLM)</u></b>				
	<b>01F01</b>	Number of SHGs promoted (new and revived) during the financial year {Number}	336	0	0
	<b>01F02</b>	Number of SHGs provided Revolving Fund (RF) during the financial year {Number}	202	0	0
	<b>01F03</b>	Number of SHGs provided Community Investment Fund (CIF) during the financial year {Number}	*	0	
<b>3</b>	<b><u>Distribution of waste land to the landless</u></b>				
	<b>03E01</b>	Total Land Distributed {Hectare}	**	0	
	<b>03E02</b>	Land Distributed to SC {Hectare}	**	0	
	<b>03E03</b>	Land Distributed to ST {Hectare}	**	0	
	<b>03E04</b>	Land Distributed to Others {Hectare}	**	0	
<b>4</b>	<b><u>Minimum Wages Enforcement (including Farm Labour)</u></b>				
	<b>04B01</b>	Agriculture and Farm Workers: Inspections made {Number}	**	0	
	<b>04B02</b>	Agriculture and Farm Workers: Irregularities detected {Number}	**	0	
	<b>04B03</b>	Agriculture and Farm Workers: Irregularities rectified {Number}	**	0	
	<b>04B04</b>	Agriculture and Farm Workers: Claims filed {Number}	**	0	
	<b>04B05</b>	Agriculture and Farm Workers: Claims settled {Number}	**	0	
	<b>04B06</b>	Agriculture and Farm Workers: Prosecution cases Pending {Number}	**	0	
	<b>04B07</b>	Agriculture and Farm Workers: Prosecution cases filed {Number}	**	0	
	<b>04B08</b>	Agriculture and Farm Workers: Prosecution cases decided {Number}	**	0	
	<b>04B10</b>	Agriculture and Farm Workers: Others {Number}	**	0	
<b>5</b>	<b><u>Food Security</u></b>				
	<b><u>Food security-Targeted Public Distribution system (APL+BPL+AAV)</u></b>				
	<b>05A02</b>	Off take {Tonnes}	1,01,556	96,646	95
	<b><u>Food security-Targeted Public Distribution system (only AAV)</u></b>				
	<b>05B02</b>	Off take {Tonnes}	15,972	15,771	99
	<b><u>Food Security - Targeted Public Distribution System (Only BPL)</u></b>				
	<b>05D02</b>	Off take {Tonnes}	25,524	24,929	98
	<b><u>Food Security:National Food Security Act(Normal)-NFSA</u></b>				
	<b>05E02</b>	Off take {Tonnes}	*	0	
	<b><u>Food Security:National Food Security Act(Tide Over)-NFSA</u></b>				
	<b>05F02</b>	Off take {Tonnes}	*	0	
<b>6</b>	<b><u>Rural Housing - Indira Awaas Yojana</u></b>				
	<b>06A01</b>	Houses constructed {Number}	2,017	110	5
<b>7</b>	<b><u>EWS/LIG Houses in Urban Areas</u></b>				
	<b>06B01</b>	Houses constructed {Number}	377	100	27



<b>8</b>	<b><u>Rural Areas: National Rural Drinking Water Programme (NRDWP)</u></b>			
	<b>07A03</b> Habitations covered (Partially covered & Slipped back) {Number}	202	164	81
	<b>07A04</b> Coverage of water quality affected habitations {Number}	46	16	35
<b>9</b>	<b><u>Sanitation Programme in Rural Areas</u></b>			
	<b>08D01</b> Individual Household latrines constructed {Number}	**	12,902	
<b>10</b>	<b><u>Institutional Delivery</u></b>			
	<b>08E01</b> Delivery in institutions {Number}	**	5,492	
<b>11</b>	<b><u>Universalization of ICDS Scheme</u></b>			
	<b>12A01</b> ICDS Blocks Operational (Cumulative) {Number}	93	93	100
<b>12</b>	<b><u>Functional Anganwadis</u></b>			
	<b>12B01</b> Anganwadis Functional (Cumulative) {Number}	6,142	6,028	98
<b>13</b>	<b><u>No. of Urban poor families assisted under Seven Point Charter</u></b>			
	<b>14A01</b> Poor Families assisted {Number}	392	0	0
<b>14</b>	<b><u>Afforestation ( Public and Forest Lands)</u></b>			
	<b>15A01</b> Area Covered under Plantation {Hectares}	5,780	42	1
	<b>15A02</b> Seedlings planted {Number}	37,57,000	27,200	1
<b>15</b>	<b><u>Rural roads - PMGSY</u></b>			
	<b>17A01</b> Length of road constructed {Kilometer}	450	547	122
<b>16</b>	<b><u>Deendayal Upadhyaya Gram Jyoti Yojana (DDUGJY)</u></b>			
	<b>18B01</b> Villages electrified {Number}	100	154	154
<b>17</b>	<b><u>Supply of Electricity</u></b>			
	<b>18E02</b> Electricity supplied {Million Units}	677	610	90

**Note:**

\* - Target Not Received.

\*\* - Non-Targetable.

**1** **Very Good(90% or above of targets)**

05A02, 05B02, 05D02, 12A01, 12B01, 17A01, 18B01, 18E02

**2** **Good(Between 80% to 90% targets)**

07A03

**3** **Poor(Below 80% of targets)**

01F01, 01F02, 06A01, 06B01, 07A04, 14A01, 15A01, 15A02

**ASSAM**

Sl. No.	Item Code	Item/Parameter Name {Units}	Target	Achievement	Percent Achievement
			April 2014-March 2015	April 2014-March 2015	
(1)	(3)	(4)	(5)	(6)	(6)/(5)
<b>1</b>	<b><u>Employment generation under the NREG Scheme</u></b>				
	<b>01A01</b>	No. of job cards issued {Number}	**	58,402	
	<b>01A02</b>	Employment generated {Number}	**	2,08,17,000	
	<b>01A03</b>	Wages given {Rupees}	**	3,36,20,59,000	
<b>2</b>	<b><u>National Rural Livelihood Mission (NRLM)</u></b>				
	<b>01F01</b>	Number of SHGs promoted (new and revived) during the financial year {Number}	8,450	10,271	122
	<b>01F02</b>	Number of SHGs provided Revolving Fund (RF) during the financial year {Number}	7,895	28,485	361
	<b>01F03</b>	Number of SHGs provided Community Investment Fund (CIF) during the financial year {Number}	1,760	3,805	216
<b>3</b>	<b><u>Distribution of waste land to the landless</u></b>				
	<b>03E01</b>	Total Land Distributed {Hectare}	**	0	
	<b>03E02</b>	Land Distributed to SC {Hectare}	**	0	
	<b>03E03</b>	Land Distributed to ST {Hectare}	**	0	
	<b>03E04</b>	Land Distributed to Others {Hectare}	**	0	
<b>4</b>	<b><u>Minimum Wages Enforcement (including Farm Labour)</u></b>				
	<b>04B01</b>	Agriculture and Farm Workers: Inspections made {Number}	**	0	
	<b>04B02</b>	Agriculture and Farm Workers: Irregularities detected {Number}	**	0	
	<b>04B03</b>	Agriculture and Farm Workers: Irregularities rectified {Number}	**	0	
	<b>04B04</b>	Agriculture and Farm Workers: Claims filed {Number}	**	0	
	<b>04B05</b>	Agriculture and Farm Workers: Claims settled {Number}	**	0	
	<b>04B06</b>	Agriculture and Farm Workers: Prosecution cases Pending {Number}	**	0	
	<b>04B07</b>	Agriculture and Farm Workers: Prosecution cases filed {Number}	**	0	
	<b>04B08</b>	Agriculture and Farm Workers: Prosecution cases decided {Number}	**	0	
	<b>04B10</b>	Agriculture and Farm Workers: Others {Number}	**	0	
<b>5</b>	<b><u>Food Security</u></b>				
	<b><u>Food security-Targeted Public Distribution system (APL+BPL+AAAY)</u></b>				
	<b>05A02</b>	Off take {Tonnes}	18,90,094	18,40,293	97
	<b><u>Food security-Targeted Public Distribution system (only AAAY)</u></b>				
	<b>05B02</b>	Off take {Tonnes}	2,95,692	2,91,488	99
	<b><u>Food Security - Targeted Public Distribution System (Only BPL)</u></b>				
	<b>05D02</b>	Off take {Tonnes}	4,75,224	4,64,680	98
	<b><u>Food Security:National Food Security Act(Normal)-NFSA</u></b>				
	<b>05E02</b>	Off take {Tonnes}	*	0	
	<b><u>Food Security:National Food Security Act(Tide Over)-NFSA</u></b>				
	<b>05F02</b>	Off take {Tonnes}	*	0	
<b>6</b>	<b><u>Rural Housing - Indira Awaas Yojana</u></b>				
	<b>06A01</b>	Houses constructed {Number}	1,83,171	94,553	52
<b>7</b>	<b><u>EWS/LIG Houses in Urban Areas</u></b>				
	<b>06B01</b>	Houses constructed {Number}	1,406	0	0

<b>8</b>	<b><u>Rural Areas: National Rural Drinking Water Programme (NRDWP)</u></b>			
	<b>07A03</b> Habitations covered (Partially covered & Slipped back) {Number}	6,334	4,470	71
	<b>07A04</b> Coverage of water quality affected habitations {Number}	3,604	1,929	54
<b>9</b>	<b><u>Sanitation Programme in Rural Areas</u></b>			
	<b>08D01</b> Individual Household latrines constructed {Number}	**	1,48,237	
<b>10</b>	<b><u>Institutional Delivery</u></b>			
	<b>08E01</b> Delivery in institutions {Number}	**	0	
<b>11</b>	<b><u>SC Families assisted</u></b>			
	<b>10A02</b> SC families assisted under SCA to SCSP & NSFDC {Number}	2,974	19,056	641
	<b>10A03</b> SC students assisted under post matric scholarship {Number}	**	0	
<b>12</b>	<b><u>Universalization of ICDS Scheme</u></b>			
	<b>12A01</b> ICDS Blocks Operational (Cumulative) {Number}	228	231	101
<b>13</b>	<b><u>Functional Anganwadis</u></b>			
	<b>12B01</b> Anganwadis Functional (Cumulative) {Number}	62,153	62,153	100
<b>14</b>	<b><u>No. of Urban poor families assisted under Seven Point Charter</u></b>			
	<b>14A01</b> Poor Families assisted {Number}	1,312	1,587	121
<b>15</b>	<b><u>Afforestation ( Public and Forest Lands)</u></b>			
	<b>15A01</b> Area Covered under Plantation {Hectares}	4,060	0	0
	<b>15A02</b> Seedlings planted {Number}	26,39,000	0	0
<b>16</b>	<b><u>Rural roads - PMGSY</u></b>			
	<b>17A01</b> Length of road constructed {Kilometer}	720	870	121
<b>17</b>	<b><u>Deendayal Upadhyaya Gram Jvoti Yojana (DDUGJY)</u></b>			
	<b>18B01</b> Villages electrified {Number}	300	204	68
<b>18</b>	<b><u>Supply of Electricity</u></b>			
	<b>18E02</b> Electricity supplied {Million Units}	8,527	7,926	93

**Note:**

\* - Target Not Received.

\*\* - Non-Targetable.

**1** **Very Good(90% or above of targets)**

01F01, 01F02, 01F03, 05A02, 05B02, 05D02, 10A02, 12A01, 12B01, 14A01, 17A01, 18E02

**2** **Poor(Below 80% of targets)**

06A01, 06B01, 07A03, 07A04, 15A01, 15A02, 18B01

**BIHAR**

Sl. No.	Item Code	Item/Parameter Name {Units}	Target	Achievement	Percent Achievement
			April 2014-March 2015	April 2014-March 2015	
(1)	(3)	(4)	(5)	(6)	(6)/(5)
<b>1</b>	<b><u>Employment generation under the NREG Scheme</u></b>				
	<b>01A01</b>	No. of job cards issued {Number}	**	74,939	
	<b>01A02</b>	Employment generated {Number}	**	3,72,27,200	
	<b>01A03</b>	Wages given {Rupees}	**	5,18,18,99,000	
<b>2</b>	<b><u>National Rural Livelihood Mission (NRLM)</u></b>				
	<b>01F01</b>	Number of SHGs promoted (new and revived) during the financial year {Number}	46,200	41,245	89
	<b>01F02</b>	Number of SHGs provided Revolving Fund (RF) during the financial year {Number}	22,400	16,689	75
	<b>01F03</b>	Number of SHGs provided Community Investment Fund (CIF) during the financial year {Number}	22,400	15,914	71
<b>3</b>	<b><u>Distribution of waste land to the landless</u></b>				
	<b>03E01</b>	Total Land Distributed {Hectare}	**	89	
	<b>03E02</b>	Land Distributed to SC {Hectare}	**	73	
	<b>03E03</b>	Land Distributed to ST {Hectare}	**	1	
	<b>03E04</b>	Land Distributed to Others {Hectare}	**	76	
<b>4</b>	<b><u>Minimum Wages Enforcement (including Farm Labour)</u></b>				
	<b>04B01</b>	Agriculture and Farm Workers: Inspections made {Number}	**	0	
	<b>04B02</b>	Agriculture and Farm Workers: Irregularities detected {Number}	**	0	
	<b>04B03</b>	Agriculture and Farm Workers: Irregularities rectified {Number}	**	0	
	<b>04B04</b>	Agriculture and Farm Workers: Claims filed {Number}	**	0	
	<b>04B05</b>	Agriculture and Farm Workers: Claims settled {Number}	**	0	
	<b>04B06</b>	Agriculture and Farm Workers: Prosecution cases Pending {Number}	**	0	
	<b>04B07</b>	Agriculture and Farm Workers: Prosecution cases filed {Number}	**	0	
	<b>04B08</b>	Agriculture and Farm Workers: Prosecution cases decided {Number}	**	0	
	<b>04B10</b>	Agriculture and Farm Workers: Others {Number}	**	0	
<b>5</b>	<b><u>Food Security</u></b>				
	<b><u>Food security-Targeted Public Distribution system (APL+BPL+AAJ)</u></b>				
	<b>05A02</b>	Off take {Tonnes}	*	1,89,163	
	<b><u>Food security-Targeted Public Distribution system (only AAJ)</u></b>				
	<b>05B02</b>	Off take {Tonnes}	*	1,77,412	
	<b><u>Food Security - Targeted Public Distribution System (Only BPL)</u></b>				
	<b>05D02</b>	Off take {Tonnes}	*	11,582	
	<b><u>Food Security:National Food Security Act(Normal)-NFSA</u></b>				
	<b>05E02</b>	Off take {Tonnes}	49,14,900	37,48,985	76
	<b><u>Food Security:National Food Security Act(Tide Over)-NFSA</u></b>				
	<b>05F02</b>	Off take {Tonnes}	*	0	
<b>6</b>	<b><u>Rural Housing - Indira Awaas Yojana</u></b>				
	<b>06A01</b>	Houses constructed {Number}	2,80,255	4,65,442	166
<b>7</b>	<b><u>EWS/LIG Houses in Urban Areas</u></b>				
	<b>06B01</b>	Houses constructed {Number}	8,107	3,232	40

<b>8</b>	<b><u>Rural Areas: National Rural Drinking Water Programme (NRDWP)</u></b>			
	<b>07A03</b> Habitations covered (Partially covered & Slipped back) {Number}	9,000	8,995	100
	<b>07A04</b> Coverage of water quality affected habitations {Number}	4,000	3,139	78
<b>9</b>	<b><u>Sanitation Programme in Rural Areas</u></b>			
	<b>08D01</b> Individual Household latrines constructed {Number}	**	1,65,457	
<b>10</b>	<b><u>Institutional Delivery</u></b>			
	<b>08E01</b> Delivery in institutions {Number}	**	4,73,212	
<b>11</b>	<b><u>SC Families assisted</u></b>			
	<b>10A02</b> SC families assisted under SCA to SCSP & NSFDC {Number}	16,498	16,870	102
	<b>10A03</b> SC students assisted under post matric scholarship {Number}	**	0	
<b>12</b>	<b><u>Universalization of ICDS Scheme</u></b>			
	<b>12A01</b> ICDS Blocks Operational (Cumulative) {Number}	544	544	100
<b>13</b>	<b><u>Functional Anganwadis</u></b>			
	<b>12B01</b> Anganwadis Functional (Cumulative) {Number}	91,845	91,677	100
<b>14</b>	<b><u>No. of Urban poor families assisted under Seven Point Charter</u></b>			
	<b>14A01</b> Poor Families assisted {Number}	8,386	0	0
<b>15</b>	<b><u>Afforestation ( Public and Forest Lands)</u></b>			
	<b>15A01</b> Area Covered under Plantation {Hectares}	22,800	92,956	408
	<b>15A02</b> Seedlings planted {Number}	1,48,20,000	6,04,21,400	408
<b>16</b>	<b><u>Rural roads - PMGSY</u></b>			
	<b>17A01</b> Length of road constructed {Kilometer}	2,900	3,631	125
<b>17</b>	<b><u>Deendayal Upadhyaya Gram Jvoti Yojana (DDUGJY)</u></b>			
	<b>18B01</b> Villages electrified {Number}	1,750	2,441	139
<b>18</b>	<b><u>Energising pump sets</u></b>			
	<b>18D01</b> Pumps sets energized {Number}	2,764	6,332	229
<b>19</b>	<b><u>Supply of Electricity</u></b>			
	<b>18E02</b> Electricity supplied {Million Units}	19,294	18,759	97

**Note:**

\* - Target Not Received.

\*\* - Non-Targetable.

**1** **Very Good(90% or above of targets)**

06A01, 07A03, 10A02, 12A01, 12B01, 15A01, 15A02, 17A01, 18B01, 18D01, 18E02

**2** **Good(Between 80% to 90% targets)**

01F01

**3** **Poor(Below 80% of targets)**

01F02, 01F03, 05E02, 06B01, 07A04, 14A01

**CHHATISGARH**

Sl. No.	Item Code	Item/Parameter Name {Units}	Target	Achievement	Percent Achievement
			April 2014-March 2015	April 2014-March 2015	
(1)	(3)	(4)	(5)	(6)	(6)/(5)
<b>1</b>	<b><u>Employment generation under the NREG Scheme</u></b>				
	<b>01A01</b>	No. of job cards issued {Number}	**	0	
	<b>01A02</b>	Employment generated {Number}	**	5,55,00,000	
	<b>01A03</b>	Wages given {Rupees}	**	12,38,57,00,000	
<b>2</b>	<b><u>National Rural Livelihood Mission (NRLM)</u></b>				
	<b>01F01</b>	Number of SHGs promoted (new and revived) during the financial year {Number}	4,160	5,797	139
	<b>01F02</b>	Number of SHGs provided Revolving Fund (RF) during the financial year {Number}	2,640	4,887	185
	<b>01F03</b>	Number of SHGs provided Community Investment Fund (CIF) during the financial year {Number}	2,080	3,252	156
<b>3</b>	<b><u>Distribution of waste land to the landless</u></b>				
	<b>03E01</b>	Total Land Distributed {Hectare}	**	24,125	
	<b>03E02</b>	Land Distributed to SC {Hectare}	**	4,196	
	<b>03E03</b>	Land Distributed to ST {Hectare}	**	11,760	
	<b>03E04</b>	Land Distributed to Others {Hectare}	**	8,167	
<b>4</b>	<b><u>Minimum Wages Enforcement (including Farm Labour)</u></b>				
	<b>04B01</b>	Agriculture and Farm Workers: Inspections made {Number}	**	0	
	<b>04B02</b>	Agriculture and Farm Workers: Irregularities detected {Number}	**	0	
	<b>04B03</b>	Agriculture and Farm Workers: Irregularities rectified {Number}	**	0	
	<b>04B04</b>	Agriculture and Farm Workers: Claims filed {Number}	**	0	
	<b>04B05</b>	Agriculture and Farm Workers: Claims settled {Number}	**	0	
	<b>04B06</b>	Agriculture and Farm Workers: Prosecution cases Pending {Number}	**	0	
	<b>04B07</b>	Agriculture and Farm Workers: Prosecution cases filed {Number}	**	0	
	<b>04B08</b>	Agriculture and Farm Workers: Prosecution cases decided {Number}	**	0	
	<b>04B10</b>	Agriculture and Farm Workers: Others {Number}	**	0	
<b>5</b>	<b><u>Food Security</u></b>				
	<b><u>Food security-Targeted Public Distribution system (APL+BPL+AAAY)</u></b>				
	<b>05A02</b>	Off take {Tonnes}	*	0	
	<b><u>Food security-Targeted Public Distribution system (only AAAY)</u></b>				
	<b>05B02</b>	Off take {Tonnes}	*	0	
	<b><u>Food Security - Targeted Public Distribution System (Only BPL)</u></b>				
	<b>05D02</b>	Off take {Tonnes}	*	0	
	<b><u>Food Security:National Food Security Act(Normal)-NFSA</u></b>				
	<b>05E02</b>	Off take {Tonnes}	13,37,466	13,29,701	99
	<b><u>Food Security:National Food Security Act(Tide Over)-NFSA</u></b>				
	<b>05F02</b>	Off take {Tonnes}	*	0	
<b>6</b>	<b><u>Rural Housing - Indira Awaas Yojana</u></b>				
	<b>06A01</b>	Houses constructed {Number}	42,889	44,427	104
<b>7</b>	<b><u>EWS/LIG Houses in Urban Areas</u></b>				
	<b>06B01</b>	Houses constructed {Number}	5,693	7,360	129

<b>8</b>	<b><u>Rural Areas: National Rural Drinking Water Programme (NRDWP)</u></b>			
	<b>07A03</b> Habitations covered (Partially covered & Slipped back) {Number}	8,200	11,767	144
	<b>07A04</b> Coverage of water quality affected habitations {Number}	2,700	2,215	82
<b>9</b>	<b><u>Sanitation Programme in Rural Areas</u></b>			
	<b>08D01</b> Individual Household latrines constructed {Number}	**	39,128	
<b>10</b>	<b><u>Institutional Delivery</u></b>			
	<b>08E01</b> Delivery in institutions {Number}	**	3,06,100	
<b>11</b>	<b><u>SC Families assisted</u></b>			
	<b>10A02</b> SC families assisted under SCA to SCSP & NSFDC {Number}	3,989	0	0
	<b>10A03</b> SC students assisted under post matric scholarship {Number}	**	1,28,033	
<b>12</b>	<b><u>Universalization of ICDS Scheme</u></b>			
	<b>12A01</b> ICDS Blocks Operational (Cumulative) {Number}	220	220	100
<b>13</b>	<b><u>Functional Anganwadis</u></b>			
	<b>12B01</b> Anganwadis Functional (Cumulative) {Number}	52,474	49,941	95
<b>14</b>	<b><u>No. of Urban poor families assisted under Seven Point Charter</u></b>			
	<b>14A01</b> Poor Families assisted {Number}	5,078	0	0
<b>15</b>	<b><u>Afforestation ( Public and Forest Lands)</u></b>			
	<b>15A01</b> Area Covered under Plantation {Hectares}	60,000	86,211	144
	<b>15A02</b> Seedlings planted {Number}	4,17,30,000	6,96,00,000	167
<b>16</b>	<b><u>Rural roads - PMGSY</u></b>			
	<b>17A01</b> Length of road constructed {Kilometer}	620	2,510	405
<b>17</b>	<b><u>Deendayal Upadhyaya Gram Jvoti Yojana (DDUGJY)</u></b>			
	<b>18B01</b> Villages electrified {Number}	1,248	1,202	96
<b>18</b>	<b><u>Energising pump sets</u></b>			
	<b>18D01</b> Pumps sets energized {Number}	21,000	23,277	111
<b>19</b>	<b><u>Supply of Electricity</u></b>			
	<b>18E02</b> Electricity supplied {Million Units}	21,499	21,230	99

**Note:**

\* - Target Not Received.

\*\* - Non-Targetable.

**1** **Very Good(90% or above of targets)**

01F01, 01F02, 01F03, 05E02, 06A01, 06B01, 07A03, 12A01, 12B01, 15A01, 15A02, 17A01, 18B01, 18D01, 18E02

**2** **Good(Between 80% to 90% targets)**

07A04

**3** **Poor(Below 80% of targets)**

10A02, 14A01

**DELHI**

Sl. No.	Item Code	Item/Parameter Name {Units}	Target	Achievement	
			April 2014-March 2015	April 2014-March 2015	Percent Achievement
(1)	(3)	(4)	(5)	(6)	(6)/(5)
<b>1</b>	<b><u>Employment generation under the NREG Scheme</u></b>				
	<b>01A01</b>	No. of job cards issued {Number}	**	0	
	<b>01A02</b>	Employment generated {Number}	**	0	
	<b>01A03</b>	Wages given {Rupees}	**	0	
<b>2</b>	<b><u>Distribution of waste land to the landless</u></b>				
	<b>03E01</b>	Total Land Distributed {Hectare}	**	0	
	<b>03E02</b>	Land Distributed to SC {Hectare}	**	0	
	<b>03E03</b>	Land Distributed to ST {Hectare}	**	0	
	<b>03E04</b>	Land Distributed to Others {Hectare}	**	0	
<b>3</b>	<b><u>Minimum Wages Enforcement (including Farm Labour)</u></b>				
	<b>04B01</b>	Agriculture and Farm Workers: Inspections made {Number}	**	0	
	<b>04B02</b>	Agriculture and Farm Workers: Irregularities detected {Number}	**	0	
	<b>04B03</b>	Agriculture and Farm Workers: Irregularities rectified {Number}	**	0	
	<b>04B04</b>	Agriculture and Farm Workers: Claims filed {Number}	**	0	
	<b>04B05</b>	Agriculture and Farm Workers: Claims settled {Number}	**	0	
	<b>04B06</b>	Agriculture and Farm Workers: Prosecution cases Pending {Number}	**	0	
	<b>04B07</b>	Agriculture and Farm Workers: Prosecution cases filed {Number}	**	0	
	<b>04B08</b>	Agriculture and Farm Workers: Prosecution cases decided {Number}	**	0	
	<b>04B10</b>	Agriculture and Farm Workers: Others {Number}	**	0	
<b>4</b>	<b><u>Food Security:</u></b>				
	<b><u>Food security-Targeted Public Distribution system (APL+BPL+AAAY)</u></b>				
	<b>05A02</b>	Off take {Tonnes}	*	0	
	<b><u>Food security-Targeted Public Distribution system (only AAAY)</u></b>				
	<b>05B02</b>	Off take {Tonnes}	*	0	
	<b><u>Food Security - Targeted Public Distribution System (Only BPL)</u></b>				
	<b>05D02</b>	Off take {Tonnes}	*	0	
	<b><u>Food Security:National Food Security Act(Normal)-NFSA</u></b>				
	<b>05E02</b>	Off take {Tonnes}	2,20,691	2,34,099	106
	<b><u>Food Security:National Food Security Act(Tide Over)-NFSA</u></b>				
	<b>05F02</b>	Off take {Tonnes}	1,36,002	1,26,826	93
<b>5</b>	<b><u>EWS/LIG Houses in Urban Areas</u></b>				
	<b>06B01</b>	Houses constructed {Number}	14,179	24,464	173



<b>6</b>	<b><u>Sanitation Programme in Rural Areas</u></b>			
	<b>08D01</b> Individual Household latrines constructed {Number}	**	0	
<b>7</b>	<b><u>Institutional Delivery</u></b>			
	<b>08E01</b> Delivery in institutions {Number}	**	2,98,543	
<b>8</b>	<b><u>SC Families assisted</u></b>			
	<b>10A02</b> SC families assisted under SCA to SCSP & NSFDC {Number}	953	1,564	164
	<b>10A03</b> SC students assisted under post matric scholarship {Number}	**	22,843	
<b>9</b>	<b><u>Universalization of ICDS Scheme</u></b>			
	<b>12A01</b> ICDS Blocks Operational (Cumulative) {Number}	55	95	173
<b>10</b>	<b><u>Functional Anganwadis</u></b>			
	<b>12B01</b> Anganwadis Functional (Cumulative) {Number}	11,033	10,897	99
<b>11</b>	<b><u>No. of Urban poor families assisted under Seven Point Charter</u></b>			
	<b>14A01</b> Poor Families assisted {Number}	11,774	23,734	202
<b>12</b>	<b><u>Afforestation ( Public and Forest Lands)</u></b>			
	<b>15A01</b> Area Covered under Plantation {Hectares}	692	1,468	212
	<b>15A02</b> Seedlings planted {Number}	4,50,000	9,54,301	212
<b>13</b>	<b><u>Supply of Electricity</u></b>			
	<b>18E02</b> Electricity supplied {Million Units}	29,231	29,106	100

**Note:**

\* - Target Not Received.

\*\* - Non-Targetable.

**1 Very Good(90% or above of targets)**

05E02, 05F02, 06B01, 10A02, 12A01, 12B01, 14A01, 15A01, 15A02, 18E02

## GOA

Sl. No.	Item Code	Item/Parameter Name {Units}	Target	Achievement	Percent Achievement
			April 2014-March 2015	April 2014-March 2015	
(1)	(3)	(4)	(5)	(6)	(6)/(5)
<b>1</b>	<b><u>Employment generation under the NREG Scheme</u></b>				
	<b>01A01</b>	No. of job cards issued {Number}	**	1,175	
	<b>01A02</b>	Employment generated {Number}	**	1,73,732	
	<b>01A03</b>	Wages given {Rupees}	**	3,39,71,000	
<b>2</b>	<b><u>Distribution of waste land to the landless</u></b>				
	<b>03E01</b>	Total Land Distributed {Hectare}	**	0	
	<b>03E02</b>	Land Distributed to SC {Hectare}	**	0	
	<b>03E03</b>	Land Distributed to ST {Hectare}	**	0	
	<b>03E04</b>	Land Distributed to Others {Hectare}	**	0	
<b>3</b>	<b><u>Minimum Wages Enforcement (including Farm Labour)</u></b>				
	<b>04B01</b>	Agriculture and Farm Workers: Inspections made {Number}	**	0	
	<b>04B02</b>	Agriculture and Farm Workers: Irregularities detected {Number}	**	0	
	<b>04B03</b>	Agriculture and Farm Workers: Irregularities rectified {Number}	**	0	
	<b>04B04</b>	Agriculture and Farm Workers: Claims filed {Number}	**	0	
	<b>04B05</b>	Agriculture and Farm Workers: Claims settled {Number}	**	0	
	<b>04B06</b>	Agriculture and Farm Workers: Prosecution cases Pending {Number}	**	0	
	<b>04B07</b>	Agriculture and Farm Workers: Prosecution cases filed {Number}	**	0	
	<b>04B08</b>	Agriculture and Farm Workers: Prosecution cases decided {Number}	**	0	
	<b>04B10</b>	Agriculture and Farm Workers: Others {Number}	**	0	
<b>4</b>	<b><u>Food Security</u></b>				
	<b><u>Food security-Targeted Public Distribution system (APL+BPL+AAAY)</u></b>				
	<b>05A02</b>	Off take {Tonnes}	63,148	57,239	91
	<b><u>Food security-Targeted Public Distribution system (only AAAY)</u></b>				
	<b>05B02</b>	Off take {Tonnes}	6,108	5,599	92
	<b><u>Food Security - Targeted Public Distribution System (Only BPL)</u></b>				
	<b>05D02</b>	Off take {Tonnes}	5,532	5,047	91
	<b><u>Food Security:National Food Security Act(Normal)-NFSA</u></b>				
	<b>05E02</b>	Off take {Tonnes}	*	0	
	<b><u>Food Security:National Food Security Act(Tide Over)-NFSA</u></b>				
	<b>05F02</b>	Off take {Tonnes}	*	0	
<b>5</b>	<b><u>Rural Housing - Indira Awaas Yojana</u></b>				
	<b>06A01</b>	Houses constructed {Number}	586	1,908	326
<b>6</b>	<b><u>EWS/LIG Houses in Urban Areas</u></b>				
	<b>06B01</b>	Houses constructed {Number}	*	22	

<b>7</b>	<b><u>Sanitation Programme in Rural Areas</u></b>			
	<b>08D01</b> Individual Household latrines constructed {Number}	**	0	
<b>8</b>	<b><u>Institutional Delivery</u></b>			
	<b>08E01</b> Delivery in institutions {Number}	**	18,160	
<b>9</b>	<b><u>SC Families assisted</u></b>			
	<b>10A02</b> SC families assisted under SCA to SCSP & NSFDC {Number}	55	0	0
	<b>10A03</b> SC students assisted under post matric scholarship {Number}	**	352	
<b>10</b>	<b><u>Universalization of ICDS Scheme</u></b>			
	<b>12A01</b> ICDS Blocks Operational (Cumulative) {Number}	11	12	109
<b>11</b>	<b><u>Functional Anganwadis</u></b>			
	<b>12B01</b> Anganwadis Functional (Cumulative) {Number}	1,262	1,262	100
<b>12</b>	<b><u>No. of Urban poor families assisted under Seven Point Charter</u></b>			
	<b>14A01</b> Poor Families assisted {Number}	*	0	
<b>13</b>	<b><u>Afforestation ( Public and Forest Lands)</u></b>			
	<b>15A01</b> Area Covered under Plantation {Hectares}	305	346	113
	<b>15A02</b> Seedlings planted {Number}	4,77,000	4,50,000	94
<b>14</b>	<b><u>Energising pump sets</u></b>			
	<b>18D01</b> Pumps sets energized {Number}	200	259	130
<b>15</b>	<b><u>Supply of Electricity</u></b>			
	<b>18E02</b> Electricity supplied {Million Units}	3,969	3,932	99

**Note:**

\* - Target Not Received.

\*\* - Non-Targetable.

**1** **Very Good(90% or above of targets)**

05A02, 05B02, 05D02, 06A01, 12A01, 12B01, 15A01, 15A02, 18D01, 18E02

**2** **Poor(Below 80% of targets)**

10A02

**GUJARAT**

Sl. No.	Item Code	Item/Parameter Name {Units}	Target	Achievement	Percent Achievement
			April 2014-March 2015	April 2014-March 2015	
(1)	(3)	(4)	(5)	(6)	(6)/(5)
<b>1</b>	<b><u>Employment generation under the NREG Scheme</u></b>				
	<b>01A01</b>	No. of job cards issued {Number}	**	0	
	<b>01A02</b>	Employment generated {Number}	**	1,81,12,000	
	<b>01A03</b>	Wages given {Rupees}	**	4,72,32,28,000	
<b>2</b>	<b><u>National Rural Livelihood Mission (NRLM)</u></b>				
	<b>01F01</b>	Number of SHGs promoted (new and revived) during the financial year {Number}	19,283	6,762	35
	<b>01F02</b>	Number of SHGs provided Revolving Fund (RF) during the financial year {Number}	4,751	17,899	377
	<b>01F03</b>	Number of SHGs provided Community Investment Fund (CIF) during the financial year {Number}	3,168	4,194	132
<b>3</b>	<b><u>Distribution of waste land to the landless</u></b>				
	<b>03E01</b>	Total Land Distributed {Hectare}	**	0	
	<b>03E02</b>	Land Distributed to SC {Hectare}	**	0	
	<b>03E03</b>	Land Distributed to ST {Hectare}	**	0	
	<b>03E04</b>	Land Distributed to Others {Hectare}	**	0	
<b>4</b>	<b><u>Minimum Wages Enforcement (including Farm Labour)</u></b>				
	<b>04B01</b>	Agriculture and Farm Workers: Inspections made {Number}	**	0	
	<b>04B02</b>	Agriculture and Farm Workers: Irregularities detected {Number}	**	0	
	<b>04B03</b>	Agriculture and Farm Workers: Irregularities rectified {Number}	**	0	
	<b>04B04</b>	Agriculture and Farm Workers: Claims filed {Number}	**	0	
	<b>04B05</b>	Agriculture and Farm Workers: Claims settled {Number}	**	0	
	<b>04B06</b>	Agriculture and Farm Workers: Prosecution cases Pending {Number}	**	0	
	<b>04B07</b>	Agriculture and Farm Workers: Prosecution cases filed {Number}	**	0	
	<b>04B08</b>	Agriculture and Farm Workers: Prosecution cases decided {Number}	**	0	
	<b>04B10</b>	Agriculture and Farm Workers: Others {Number}	**	0	
<b>5</b>	<b><u>Food Security</u></b>				
	<b><u>Food security-Targeted Public Distribution system (APL+BPL+AAJ)</u></b>				
	<b>05A02</b>	Off take {Tonnes}	20,87,795	18,85,738	90
	<b><u>Food security-Targeted Public Distribution system (only AAJ)</u></b>				
	<b>05B02</b>	Off take {Tonnes}	3,18,360	3,09,087	97
	<b><u>Food Security - Targeted Public Distribution System (Only BPL)</u></b>				
	<b>05D02</b>	Off take {Tonnes}	5,72,088	5,67,666	99
	<b><u>Food Security:National Food Security Act(Normal)-NFSA</u></b>				
	<b>05E02</b>	Off take {Tonnes}	*	0	
	<b><u>Food Security:National Food Security Act(Tide Over)-NFSA</u></b>				
	<b>05F02</b>	Off take {Tonnes}	*	0	
<b>6</b>	<b><u>Rural Housing - Indira Awaas Yojana</u></b>				
	<b>06A01</b>	Houses constructed {Number}	34,105	65,401	192
<b>7</b>	<b><u>EWS/LIG Houses in Urban Areas</u></b>				
	<b>06B01</b>	Houses constructed {Number}	8,722	8,731	100

<b>8</b>	<b><u>Rural Areas: National Rural Drinking Water Programme (NRDWP)</u></b>			
<b>07A03</b>	Habitations covered (Partially covered & Slipped back) {Number}	900	2,140	238
<b>07A04</b>	Coverage of water quality affected habitations {Number}	175	242	138
<b>9</b>	<b><u>Sanitation Programme in Rural Areas</u></b>			
<b>08D01</b>	Individual Household latrines constructed {Number}	**	3,35,762	
<b>10</b>	<b><u>Institutional Delivery</u></b>			
<b>08E01</b>	Delivery in institutions {Number}	**	10,84,370	
<b>11</b>	<b><u>SC Families assisted</u></b>			
<b>10A02</b>	SC families assisted under SCA to SCSP & NSFDC {Number}	4,924	1,28,229	2,604
<b>10A03</b>	SC students assisted under post matric scholarship {Number}	**	1,15,429	
<b>12</b>	<b><u>Universalization of ICDS Scheme</u></b>			
<b>12A01</b>	ICDS Blocks Operational (Cumulative) {Number}	336	336	100
<b>13</b>	<b><u>Functional Anganwadis</u></b>			
<b>12B01</b>	Anganwadis Functional (Cumulative) {Number}	51,334	52,097	101
<b>14</b>	<b><u>No. of Urban poor families assisted under Seven Point Charter</u></b>			
<b>14A01</b>	Poor Families assisted {Number}	9,760	3,33,046	3,412
<b>15</b>	<b><u>Afforestation ( Public and Forest Lands)</u></b>			
<b>15A01</b>	Area Covered under Plantation {Hectares}	1,45,400	1,91,118	131
<b>15A02</b>	Seedlings planted {Number}	9,45,10,000	18,20,39,000	193
<b>18</b>	<b><u>Rural roads - PMGSY</u></b>			
<b>17A01</b>	Length of road constructed {Kilometer}	990	1,892	191
<b>16</b>	<b><u>Energising pump sets</u></b>			
<b>18D01</b>	Pumps sets energized {Number}	56,000	80,702	144
<b>17</b>	<b><u>Supply of Electricity</u></b>			
<b>18E02</b>	Electricity supplied {Million Units}	96,235	96,211	100

**Note:**

\* - Target Not Received.

\*\* - Non-Targetable.

**1** **Very Good(90% or above of targets)**

01F02, 01F03, 05A02, 05B02, 05D02, 06A01, 06B01, 07A03, 07A04, 10A02, 12A01, 12B01, 14A01, 15A01, 15A02, 17A01, 18D01, 18E02

**2** **Poor(Below 80% of targets)**

01F01

**HARYANA**

Sl. No.	Item Code	Item/Parameter Name {Units}	Target	Achievement	Percent Achievement
			April 2014-March 2015	April 2014-March 2015	
(1)	(3)	(4)	(5)	(6)	(6)/(5)
<b>1</b>	<b><u>Employment generation under the NREG Scheme</u></b>				
	<b>01A01</b>	No. of job cards issued {Number}	**	0	
	<b>01A02</b>	Employment generated {Number}	**	61,45,000	
	<b>01A03</b>	Wages given {Rupees}	**	1,66,32,35,000	
<b>2</b>	<b><u>National Rural Livelihood Mission (NRLM)</u></b>				
	<b>01F01</b>	Number of SHGs promoted (new and revived) during the financial year {Number}	2,500	2,342	94
	<b>01F02</b>	Number of SHGs provided Revolving Fund (RF) during the financial year {Number}	1,260	1,407	112
	<b>01F03</b>	Number of SHGs provided Community Investment Fund (CIF) during the financial year {Number}	1,000	659	66
<b>3</b>	<b><u>Distribution of waste land to the landless</u></b>				
	<b>03E01</b>	Total Land Distributed {Hectare}	**	0	
	<b>03E02</b>	Land Distributed to SC {Hectare}	**	0	
	<b>03E03</b>	Land Distributed to ST {Hectare}	**	0	
	<b>03E04</b>	Land Distributed to Others {Hectare}	**	0	
<b>4</b>	<b><u>Minimum Wages Enforcement (including Farm Labour)</u></b>				
	<b>04B01</b>	Agriculture and Farm Workers: Inspections made {Number}	**	0	
	<b>04B02</b>	Agriculture and Farm Workers: Irregularities detected {Number}	**	0	
	<b>04B03</b>	Agriculture and Farm Workers: Irregularities rectified {Number}	**	0	
	<b>04B04</b>	Agriculture and Farm Workers: Claims filed {Number}	**	0	
	<b>04B05</b>	Agriculture and Farm Workers: Claims settled {Number}	**	0	
	<b>04B06</b>	Agriculture and Farm Workers: Prosecution cases Pending {Number}	**	0	
	<b>04B07</b>	Agriculture and Farm Workers: Prosecution cases filed {Number}	**	0	
	<b>04B08</b>	Agriculture and Farm Workers: Prosecution cases decided {Number}	**	0	
	<b>04B10</b>	Agriculture and Farm Workers: Others {Number}	**	0	
<b>5</b>	<b><u>Food Security</u></b>				
	<b><u>Food security-Targeted Public Distribution system (APL+BPL+AAJ)</u></b>				
	<b>05A02</b>	Off take {Tonnes}	*	0	
	<b><u>Food security-Targeted Public Distribution system (only AAJ)</u></b>				
	<b>05B02</b>	Off take {Tonnes}	*	0	
	<b><u>Food Security - Targeted Public Distribution System (Only BPL)</u></b>				
	<b>05D02</b>	Off take {Tonnes}	*	0	
	<b><u>Food Security:National Food Security Act(Normal)-NFSA</u></b>				
	<b>05E02</b>	Off take {Tonnes}	7,95,000	7,32,473	92
	<b><u>Food Security:National Food Security Act(Tide Over)-NFSA</u></b>				
	<b>05F02</b>	Off take {Tonnes}	*	0	
<b>6</b>	<b><u>Rural Housing - Indira Awaas Yojana</u></b>				
	<b>06A01</b>	Houses constructed {Number}	34,771	7,089	20
<b>7</b>	<b><u>EWS/LIG Houses in Urban Areas</u></b>				
	<b>06B01</b>	Houses constructed {Number}	516	1,598	310

<b>8</b>	<b><u>Rural Areas: National Rural Drinking Water Programme (NRDWP)</u></b>			
	<b>07A03</b> Habitations covered (Partially covered & Slipped back) {Number}	527	574	109
	<b>07A04</b> Coverage of water quality affected habitations {Number}	7	4	57
<b>9</b>	<b><u>Sanitation Programme in Rural Areas</u></b>			
	<b>08D01</b> Individual Household latrines constructed {Number}	**	1,07,765	
<b>10</b>	<b><u>Institutional Delivery</u></b>			
	<b>08E01</b> Delivery in institutions {Number}	**	4,59,284	
<b>11</b>	<b><u>SC Families assisted</u></b>			
	<b>10A02</b> SC families assisted under SCA to SCSP & NSFDC {Number}	4,526	68,308	1,509
	<b>10A03</b> SC students assisted under post matric scholarship {Number}	**	15,022	
<b>12</b>	<b><u>Universalization of ICDS Scheme</u></b>			
	<b>12A01</b> ICDS Blocks Operational (Cumulative) {Number}	148	148	100
<b>13</b>	<b><u>Functional Anganwadis</u></b>			
	<b>12B01</b> Anganwadis Functional (Cumulative) {Number}	25,922	25,962	100
<b>14</b>	<b><u>No. of Urban poor families assisted under Seven Point Charter</u></b>			
	<b>14A01</b> Poor Families assisted {Number}	442	1,743	394
<b>15</b>	<b><u>Afforestation ( Public and Forest Lands)</u></b>			
	<b>15A01</b> Area Covered under Plantation {Hectares}	40,000	35,798	89
	<b>15A02</b> Seedlings planted {Number}	3,00,00,000	2,79,27,000	93
<b>16</b>	<b><u>Rural roads - PMGSY</u></b>			
	<b>17A01</b> Length of road constructed {Kilometer}	355	633	178
<b>17</b>	<b><u>Energising pump sets</u></b>			
	<b>18D01</b> Pumps sets energized {Number}	19,000	20,750	109
<b>18</b>	<b><u>Supply of Electricity</u></b>			
	<b>18E02</b> Electricity supplied {Million Units}	46,615	46,432	100

**Note:**

\* - Target Not Received.

\*\* - Non-Targetable.

**1** **Very Good(90% or above of targets)**

01F01, 01F02, 05E02, 06B01, 07A03, 10A02, 12A01, 12B01, 14A01, 15A02, 17A01, 18D01, 18E02

**2** **Good(Between 80% to 90% targets)**

15A01

**3** **Poor(Below 80% of targets)**

01F03, 06A01, 07A04

**HIMACHAL PRADESH**

Sl. No.	Item Code	Item/Parameter Name {Units}	Target	Achievement	Percent Achievement
			April 2014-March 2015	April 2014-March 2015	
(1)	(3)	(4)	(5)	(6)	(6)/(5)
<b>1</b>	<b><u>Employment generation under the NREG Scheme</u></b>				
	<b>01A01</b>	No. of job cards issued {Number}	**	652	
	<b>01A02</b>	Employment generated {Number}	**	1,90,20,000	
	<b>01A03</b>	Wages given {Rupees}	**	2,86,76,80,000	
<b>2</b>	<b><u>National Rural Livelihood Mission (NRLM)</u></b>				
	<b>01F01</b>	Number of SHGs promoted (new and revived) during the financial year {Number}	434	785	181
	<b>01F02</b>	Number of SHGs provided Revolving Fund (RF) during the financial year {Number}	300	1,519	506
	<b>01F03</b>	Number of SHGs provided Community Investment Fund (CIF) during the financial year {Number}	150	6,201	4,134
<b>3</b>	<b><u>Minimum Wages Enforcement (including Farm Labour)</u></b>				
	<b>04B01</b>	Agriculture and Farm Workers: Inspections made {Number}	**	0	
	<b>04B02</b>	Agriculture and Farm Workers: Irregularities detected {Number}	**	0	
	<b>04B03</b>	Agriculture and Farm Workers: Irregularities rectified {Number}	**	0	
	<b>04B04</b>	Agriculture and Farm Workers: Claims filed {Number}	**	0	
	<b>04B05</b>	Agriculture and Farm Workers: Claims settled {Number}	**	0	
	<b>04B06</b>	Agriculture and Farm Workers: Prosecution cases Pending {Number}	**	0	
	<b>04B07</b>	Agriculture and Farm Workers: Prosecution cases filed {Number}	**	0	
	<b>04B08</b>	Agriculture and Farm Workers: Prosecution cases decided {Number}	**	0	
	<b>04B10</b>	Agriculture and Farm Workers: Others {Number}	**	0	
<b>4</b>	<b><u>Food security-Targeted Public Distribution system (APL+BPL+AAAY)</u></b>				
	<b>05A02</b>	Off take {Tonnes}	*	0	
	<b><u>Food security-Targeted Public Distribution system (only AAAY)</u></b>				
	<b>05B02</b>	Off take {Tonnes}	*	0	
	<b><u>Food Security - Targeted Public Distribution System (Only BPL)</u></b>				
	<b>05D02</b>	Off take {Tonnes}	*	0	
	<b><u>Food Security:National Food Security Act(Normal)-NFSA</u></b>				
	<b>05E02</b>	Off take {Tonnes}	1,85,952	1,80,705	97
	<b><u>Food Security:National Food Security Act(Tide Over)-NFSA</u></b>				
	<b>05F02</b>	Off take {Tonnes}	3,22,044	3,17,660	99
<b>5</b>	<b><u>Rural Housing - Indira Awaas Yojana</u></b>				
	<b>06A01</b>	Houses constructed {Number}	4,688	1,739	37
<b>6</b>	<b><u>EWS/LIG Houses in Urban Areas</u></b>				
	<b>06B01</b>	Houses constructed {Number}	606	428	71



<b>7</b>	<b><u>Rural Areas: National Rural Drinking Water Programme (NRDWP)</u></b>			
	<b>07A03</b> Habitations covered (Partially covered & Slipped back) {Number}	2,500	2,566	103
<b>8</b>	<b><u>Sanitation Programme in Rural Areas</u></b>			
	<b>08D01</b> Individual Household latrines constructed {Number}	**	54,265	
<b>9</b>	<b><u>Institutional Delivery</u></b>			
	<b>08E01</b> Delivery in institutions {Number}	**	78,439	
<b>10</b>	<b><u>SC Families assisted</u></b>			
	<b>10A02</b> SC families assisted under SCA to SCSP & NSFDC {Number}	1,740	13,475	774
	<b>10A03</b> SC students assisted under post matric scholarship {Number}	**	0	
<b>11</b>	<b><u>Universalization of ICDS Scheme</u></b>			
	<b>12A01</b> ICDS Blocks Operational (Cumulative) {Number}	76	78	103
<b>12</b>	<b><u>Functional Anganwadis</u></b>			
	<b>12B01</b> Anganwadis Functional (Cumulative) {Number}	18,912	18,920	100
<b>13</b>	<b><u>No. of Urban poor families assisted under Seven Point Charter</u></b>			
	<b>14A01</b> Poor Families assisted {Number}	524	83,476	15,931
<b>14</b>	<b><u>Afforestation ( Public and Forest Lands)</u></b>			
	<b>15A01</b> Area Covered under Plantation {Hectares}	20,000	20,728	104
	<b>15A02</b> Seedlings planted {Number}	1,30,00,000	1,35,00,000	104
<b>15</b>	<b><u>Rural roads - PMGSY</u></b>			
	<b>17A01</b> Length of road constructed {Kilometer}	260	485	187
<b>16</b>	<b><u>Energising pump sets</u></b>			
	<b>18D01</b> Pumps sets energized {Number}	1,215	2,023	167
<b>17</b>	<b><u>Supply of Electricity</u></b>			
	<b>18E02</b> Electricity supplied {Million Units}	8,807	8,728	99

**Note:**

\* - Target Not Received.

\*\* - Non-Targetable.

**1** **Very Good(90% or above of targets)**

01F01, 01F02, 01F03, 05E02, 05F02, 07A03, 10A02, 12A01, 12B01, 14A01, 15A01, 15A02, 17A01, 18D01, 18E02

**2** **Poor(Below 80% of targets)**

06A01, 06B01

**JAMMU AND KASHMIR**

Sl. No.	Item Code	Item/Parameter Name {Units}	Target April 2014- March 2015	Achievement April 2014- March 2015	Percent Achievement
(1)	(3)	(4)	(5)	(6)	(6)/(5)
<b>1</b>	<b><u>Employment generation under the NREG Scheme</u></b>				
	<b>01A01</b>	No. of job cards issued {Number}	**	36,348	
	<b>01A02</b>	Employment generated {Number}	**	1,30,93,961	
	<b>01A03</b>	Wages given {Rupees}	**	4,12,64,00,000	
<b>2</b>	<b><u>National Rural Livelihood Mission (NRLM)</u></b>				
	<b>01F01</b>	Number of SHGs promoted (new and revived) during the financial year {Number}	8,640	3,803	44
	<b>01F02</b>	Number of SHGs provided Revolving Fund (RF) during the financial year {Number}	7,200	3,158	44
	<b>01F03</b>	Number of SHGs provided Community Investment Fund (CIF) during the financial year {Number}	4,500	3,114	69
<b>3</b>	<b><u>Distribution of waste land to the landless</u></b>				
	<b>03E01</b>	Total Land Distributed {Hectare}	**	0	
	<b>03E02</b>	Land Distributed to SC {Hectare}	**	0	
	<b>03E03</b>	Land Distributed to ST {Hectare}	**	0	
	<b>03E04</b>	Land Distributed to Others {Hectare}	**	0	
<b>4</b>	<b><u>Minimum Wages Enforcement (including Farm Labour)</u></b>				
	<b>04B01</b>	Agriculture and Farm Workers: Inspections made {Number}	**	0	
	<b>04B02</b>	Agriculture and Farm Workers: Irregularities detected {Number}	**	0	
	<b>04B03</b>	Agriculture and Farm Workers: Irregularities rectified {Number}	**	0	
	<b>04B04</b>	Agriculture and Farm Workers: Claims filed {Number}	**	0	
	<b>04B05</b>	Agriculture and Farm Workers: Claims settled {Number}	**	0	
	<b>04B06</b>	Agriculture and Farm Workers: Prosecution cases Pending {Number}	**	0	
	<b>04B07</b>	Agriculture and Farm Workers: Prosecution cases filed {Number}	**	0	
	<b>04B08</b>	Agriculture and Farm Workers: Prosecution cases decided {Number}	**	0	
	<b>04B10</b>	Agriculture and Farm Workers: Others {Number}	**	0	
<b>5</b>	<b><u>Food security-Targeted Public Distribution system (APL+BPL+AAAY)</u></b>				
	<b>05A02</b>	Off take {Tonnes}	7,56,804	6,66,045	88
	<b><u>Food security-Targeted Public Distribution system (only AAY)</u></b>				
	<b>05B02</b>	Off take {Tonnes}	1,07,388	96,353	90
	<b><u>Food Security - Targeted Public Distribution System (Only BPL)</u></b>				
	<b>05D02</b>	Off take {Tonnes}	2,01,696	1,79,629	89
	<b><u>Food Security:National Food Security Act(Normal)-NFSA</u></b>				
	<b>05E02</b>	Off take {Tonnes}	*	0	
	<b><u>Food Security:National Food Security Act(Tide Over)-NFSA</u></b>				
	<b>05F02</b>	Off take {Tonnes}	*	0	
<b>6</b>	<b><u>Rural Housing - Indira Awaas Yojana</u></b>				
	<b>06A01</b>	Houses constructed {Number}	13,484	9,054	67
<b>7</b>	<b><u>EWS/LIG Houses in Urban Areas</u></b>				
	<b>06B01</b>	Houses constructed {Number}	3,033	0	0

**JAMMU AND KASHMIR**

Sl. No.	Item Code	Item/Parameter Name {Units}	Target April 2014- March 2015	Achievement April 2014- March 2015	Percent Achievement
(1)	(3)	(4)	(5)	(6)	(6)/(5)
<b>8</b>		<b><u>Rural Areas: National Rural Drinking Water Programme (NRDWP)</u></b>			
	<b>07A03</b>	Habitations covered (Partially covered & Slipped back) {Number}	793	640	81
	<b>07A04</b>	Coverage of water quality affected habitations {Number}	10	2	20
<b>9</b>		<b><u>Sanitation Programme in Rural Areas</u></b>			
	<b>08D01</b>	Individual Household latrines constructed {Number}	**	8,496	
<b>10</b>		<b><u>Institutional Delivery</u></b>			
	<b>08E01</b>	Delivery in institutions {Number}	**	1,52,148	
<b>11</b>		<b><u>SC Families assisted</u></b>			
	<b>10A02</b>	SC families assisted under SCA to SCSP & NSFDC {Number}	935	187	20
	<b>10A03</b>	SC students assisted under post matric scholarship {Number}	**	9,890	
<b>12</b>		<b><u>Universalization of ICDS Scheme</u></b>			
	<b>12A01</b>	ICDS Blocks Operational (Cumulative) {Number}	141	141	100
<b>13</b>		<b><u>Functional Anganwadis</u></b>			
	<b>12B01</b>	Anganwadis Functional (Cumulative) {Number}	28,577	28,594	100
<b>14</b>		<b><u>No. of Urban poor families assisted under Seven Point Charter</u></b>			
	<b>14A01</b>	Poor Families assisted {Number}	822	0	0
<b>15</b>		<b><u>Afforestation ( Public and Forest Lands)</u></b>			
	<b>15A01</b>	Area Covered under Plantation {Hectares}	13,300	8,454	64
	<b>15A02</b>	Seedlings planted {Number}	86,45,000	59,61,000	69
<b>16</b>		<b><u>Rural roads - PMGSY</u></b>			
	<b>17A01</b>	Length of road constructed {Kilometer}	750	929	124
<b>17</b>		<b><u>Deendayal Upadhyaya Gram Jyoti Yojana (DDUGJY)</u></b>			
	<b>18B01</b>	Villages electrified {Number}	236	56	24
<b>18</b>		<b><u>Supply of Electricity</u></b>			
	<b>18E02</b>	Electricity supplied {Million Units}	16,214	13,119	81

**Note:**

\* - Target Not Received.

\*\* - Non-Targetable.

**1** **Very Good(90% or above of targets)**

05B02, 12A01, 12B01, 17A01

**2** **Good(Between 80% to 90% targets)**

05A02, 05D02, 07A03, 18E02

**3** **Poor(Below 80% of targets)**

01F01, 01F02, 01F03, 06A01, 06B01, 07A04, 10A02, 14A01, 15A01, 15A02, 18B01

**JHARKHAND**

Sl. No.	Item Code	Item/Parameter Name {Units}	Target	Achievement	Percent Achievement
			April 2014-March 2015	April 2014-March 2015	
(1)	(3)	(4)	(5)	(6)	(6)/(5)
<b>1</b>	<b><u>Employment generation under the NREG Scheme</u></b>				
	<b>01A01</b>	No. of job cards issued {Number}	**	0	
	<b>01A02</b>	Employment generated {Number}	**	2,48,39,540	
	<b>01A03</b>	Wages given {Rupees}	**	2,99,99,18,184	
<b>2</b>	<b><u>National Rural Livelihood Mission (NRLM)</u></b>				
	<b>01F01</b>	Number of SHGs promoted (new and revived) during the financial year {Number}	10,846	9,017	83
	<b>01F02</b>	Number of SHGs provided Revolving Fund (RF) during the financial year {Number}	8,863	7,309	82
	<b>01F03</b>	Number of SHGs provided Community Investment Fund (CIF) during the financial year {Number}	4,468	5,276	118
<b>3</b>	<b><u>Distribution of waste land to the landless</u></b>				
	<b>03E01</b>	Total Land Distributed {Hectare}	**	70	
	<b>03E02</b>	Land Distributed to SC {Hectare}	**	14	
	<b>03E03</b>	Land Distributed to ST {Hectare}	**	44	
	<b>03E04</b>	Land Distributed to Others {Hectare}	**	12	
<b>4</b>	<b><u>Minimum Wages Enforcement (including Farm Labour)</u></b>				
	<b>04B01</b>	Agriculture and Farm Workers: Inspections made {Number}	**	0	
	<b>04B02</b>	Agriculture and Farm Workers: Irregularities detected {Number}	**	0	
	<b>04B03</b>	Agriculture and Farm Workers: Irregularities rectified {Number}	**	0	
	<b>04B04</b>	Agriculture and Farm Workers: Claims filed {Number}	**	0	
	<b>04B05</b>	Agriculture and Farm Workers: Claims settled {Number}	**	0	
	<b>04B06</b>	Agriculture and Farm Workers: Prosecution cases Pending {Number}	**	0	
	<b>04B07</b>	Agriculture and Farm Workers: Prosecution cases filed {Number}	**	0	
	<b>04B08</b>	Agriculture and Farm Workers: Prosecution cases decided {Number}	**	0	
	<b>04B10</b>	Agriculture and Farm Workers: Others {Number}	**	0	
<b>5</b>	<b><u>Food Security</u></b>				
	<b><u>Food security-Targeted Public Distribution system (APL+BPL+AAJ)</u></b>				
	<b>05A02</b>	Off take {Tonnes}	13,59,442	9,58,781	71
	<b><u>Food security-Targeted Public Distribution system (only AAJ)</u></b>				
	<b>05B02</b>	Off take {Tonnes}	3,85,524	3,56,653	93
	<b><u>Food Security - Targeted Public Distribution System (Only BPL)</u></b>				
	<b>05D02</b>	Off take {Tonnes}	6,19,968	5,68,021	92
	<b><u>Food Security:National Food Security Act(Normal)-NFSA</u></b>				
	<b>05E02</b>	Off take {Tonnes}	*	0	
	<b><u>Food Security:National Food Security Act(Tide Over)-NFSA</u></b>				
	<b>05F02</b>	Off take {Tonnes}	*	0	
<b>6</b>	<b><u>Rural Housing - Indira Awaas Yojana</u></b>				
	<b>06A01</b>	Houses constructed {Number}	49,701	37,358	75
<b>7</b>	<b><u>EWS/LIG Houses in Urban Areas</u></b>				
	<b>06B01</b>	Houses constructed {Number}	2,229	982	44

<b>8</b>	<b><u>Rural Areas: National Rural Drinking Water Programme (NRDWP)</u></b>			
<b>07A03</b>	Habitations covered (Partially covered & Slipped back) {Number}	16,332	7,220	44
<b>07A04</b>	Coverage of water quality affected habitations {Number}	203	241	119
<b>9</b>	<b><u>Sanitation Programme in Rural Areas</u></b>			
<b>08D01</b>	Individual Household latrines constructed {Number}	**	98,512	
<b>10</b>	<b><u>Institutional Delivery</u></b>			
<b>08E01</b>	Delivery in institutions {Number}	**	1,95,868	
<b>11</b>	<b><u>SC Families assisted</u></b>			
<b>10A02</b>	SC families assisted under SCA to SCSP & NSFDC {Number}	3,001	2,95,978	9,863
<b>10A03</b>	SC students assisted under post matric scholarship {Number}	**	0	
<b>12</b>	<b><u>Universalization of ICDS Scheme</u></b>			
<b>12A01</b>	ICDS Blocks Operational (Cumulative) {Number}	204	204	100
<b>13</b>	<b><u>Functional Anganwadis</u></b>			
<b>12B01</b>	Anganwadis Functional (Cumulative) {Number}	38,432	38,365	100
<b>14</b>	<b><u>No. of Urban poor families assisted under Seven Point Charter</u></b>			
<b>14A01</b>	Poor Families assisted {Number}	2,310	88,920	3,849
<b>15</b>	<b><u>Afforestation ( Public and Forest Lands)</u></b>			
<b>15A01</b>	Area Covered under Plantation {Hectares}	22,300	7,296	33
<b>15A02</b>	Seedlings planted {Number}	1,44,95,000	74,25,998	51
<b>16</b>	<b><u>Rural roads - PMGSY</u></b>			
<b>17A01</b>	Length of road constructed {Kilometer}	703	1,750	249
<b>17</b>	<b><u>Deendayal Upadhyaya Gram Jvoti Yojana (DDUGJY)</u></b>			
<b>18B01</b>	Villages electrified {Number}	1,225	433	35
<b>18</b>	<b><u>Energising pump sets</u></b>			
<b>18D01</b>	Pumps sets energized {Number}	22,000	5,664	26
<b>19</b>	<b><u>Supply of Electricity</u></b>			
<b>18E02</b>	Electricity supplied {Million Units}	7,599	7,390	97

**Note:**

\* - Target Not Received.

\*\* - Non-Targetable.

**1 Very Good(90% or above of targets)**

01F03, 05B02, 05D02, 07A04, 10A02, 12A01, 12B01, 14A01, 17A01, 18E02

**2 Good(Between 80% to 90% targets)**

01F01, 01F02

**3 Poor(Below 80% of targets)**

05A02, 06A01, 06B01, 07A03, 15A01, 15A02, 18B01, 18D01

## KARNATAKA

Sl. No.	Item Code	Item/Parameter Name {Units}	Target	Achievement	Percent Achievement
			April 2014-March 2015	April 2014-March 2015	
(1)	(3)	(4)	(5)	(6)	(6)/(5)
<b>1</b>	<b><u>Employment generation under the NREG Scheme</u></b>				
	<b>01A01</b>	No. of job cards issued {Number}	**	2,61,349	
	<b>01A02</b>	Employment generated {Number}	**	4,34,69,000	
	<b>01A03</b>	Wages given {Rupees}	**	14,17,72,96,000	
<b>2</b>	<b><u>National Rural Livelihood Mission (NRLM)</u></b>				
	<b>01F01</b>	Number of SHGs promoted (new and revived) during the financial year {Number}	9,000	18,689	208
	<b>01F02</b>	Number of SHGs provided Revolving Fund (RF) during the financial year {Number}	4,500	8,833	196
	<b>01F03</b>	Number of SHGs provided Community Investment Fund (CIF) during the financial year {Number}	900	1,000	111
<b>3</b>	<b><u>Distribution of waste land to the landless</u></b>				
	<b>03E01</b>	Total Land Distributed {Hectare}	**	0	
	<b>03E02</b>	Land Distributed to SC {Hectare}	**	0	
	<b>03E03</b>	Land Distributed to ST {Hectare}	**	0	
	<b>03E04</b>	Land Distributed to Others {Hectare}	**	0	
<b>4</b>	<b><u>Minimum Wages Enforcement (including Farm Labour)</u></b>				
	<b>04B01</b>	Agriculture and Farm Workers: Inspections made {Number}	**	0	
	<b>04B02</b>	Agriculture and Farm Workers: Irregularities detected {Number}	**	0	
	<b>04B03</b>	Agriculture and Farm Workers: Irregularities rectified {Number}	**	0	
	<b>04B04</b>	Agriculture and Farm Workers: Claims filed {Number}	**	0	
	<b>04B05</b>	Agriculture and Farm Workers: Claims settled {Number}	**	0	
	<b>04B06</b>	Agriculture and Farm Workers: Prosecution cases Pending {Number}	**	0	
	<b>04B07</b>	Agriculture and Farm Workers: Prosecution cases filed {Number}	**	0	
	<b>04B08</b>	Agriculture and Farm Workers: Prosecution cases decided {Number}	**	0	
	<b>04B10</b>	Agriculture and Farm Workers: Others {Number}	**	0	
<b>5</b>	<b><u>Food Security</u></b>				
	<b><u>Food security-Targeted Public Distribution system (APL+BPL+AAAY)</u></b>				
	<b>05A02</b>	Off take {Tonnes}	*	0	
	<b><u>Food security-Targeted Public Distribution system (only AAAY)</u></b>				
	<b>05B02</b>	Off take {Tonnes}	*	0	
	<b><u>Food Security - Targeted Public Distribution System (Only BPL)</u></b>				
	<b>05D02</b>	Off take {Tonnes}	*	0	
	<b><u>Food Security:National Food Security Act(Normal)-NFSA</u></b>				
	<b>05E02</b>	Off take {Tonnes}	25,42,657	23,13,096	91
	<b><u>Food Security:National Food Security Act(Tide Over)-NFSA</u></b>				
	<b>05F02</b>	Off take {Tonnes}	*	0	
<b>6</b>	<b><u>Rural Housing - Indira Awaas Yojana</u></b>				
	<b>06A01</b>	Houses constructed {Number}	94,995	1,04,098	110
<b>7</b>	<b><u>EWS/LIG Houses in Urban Areas</u></b>				
	<b>06B01</b>	Houses constructed {Number}	1,754	11,839	675

<b>8</b>	<b><u>Rural Areas: National Rural Drinking Water Programme (NRDWP)</u></b>			
	<b>07A03</b> Habitations covered (Partially covered & Slipped back) {Number}	8,483	13,096	154
	<b>07A04</b> Coverage of water quality affected habitations {Number}	1,520	1,054	69
<b>9</b>	<b><u>Sanitation Programme in Rural Areas</u></b>			
	<b>08D01</b> Individual Household latrines constructed {Number}	**	7,91,687	
<b>10</b>	<b><u>Institutional Delivery</u></b>			
	<b>08E01</b> Delivery in institutions {Number}	**	8,83,432	
<b>11</b>	<b><u>SC Families assisted</u></b>			
	<b>10A02</b> SC families assisted under SCA to SCSP & NSFDC {Number}	14,844	38,185	257
	<b>10A03</b> SC students assisted under post matric scholarship {Number}	**	6,52,783	
<b>12</b>	<b><u>Universalization of ICDS Scheme</u></b>			
	<b>12A01</b> ICDS Blocks Operational (Cumulative) {Number}	185	204	110
<b>13</b>	<b><u>Functional Anganwadis</u></b>			
	<b>12B01</b> Anganwadis Functional (Cumulative) {Number}	64,518	64,518	100
<b>14</b>	<b><u>No. of Urban poor families assisted under Seven Point Charter</u></b>			
	<b>14A01</b> Poor Families assisted {Number}	1,472	2,161	147
<b>15</b>	<b><u>Afforestation ( Public and Forest Lands)</u></b>			
	<b>15A01</b> Area Covered under Plantation {Hectares}	47,000	52,805	112
	<b>15A02</b> Seedlings planted {Number}	4,43,00,000	5,19,29,000	117
<b>16</b>	<b><u>Rural roads - PMGSY</u></b>			
	<b>17A01</b> Length of road constructed {Kilometer}	650	628	97
<b>17</b>	<b><u>Deendayal Upadhyaya Gram Jvoti Yojana (DDUGJY)</u></b>			
	<b>18B01</b> Villages electrified {Number}	257	355	138
<b>18</b>	<b><u>Energising pump sets</u></b>			
	<b>18D01</b> Pumps sets energized {Number}	38,602	1,40,641	364
<b>19</b>	<b><u>Supply of Electricity</u></b>			
	<b>18E02</b> Electricity supplied {Million Units}	62,643	59,926	96

**Note:**

\* - Target Not Received.

\*\* - Non-Targetable.

**1** **Very Good(90% or above of targets)**

01F01, 01F02, 01F03, 05E02, 06A01, 06B01, 07A03, 10A02, 12A01, 12B01, 14A01, 15A01, 15A02, 17A01, 18B01, 18D01, 18E02

**2** **Poor(Below 80% of targets)**

07A04

## KERALA

Sl. No.	Item Code	Item/Parameter Name {Units}	Target	Achievement	Percent Achievement
			April 2014-March 2015	April 2014-March 2015	
(1)	(3)	(4)	(5)	(6)	(6)/(5)
<b>1</b>	<b><u>Employment generation under the NREG Scheme</u></b>				
	<b>01A01</b>	No. of job cards issued {Number}	**	1,82,198	
	<b>01A02</b>	Employment generated {Number}	**	5,66,97,469	
	<b>01A03</b>	Wages given {Rupees}	**	14,77,53,30,000	
<b>2</b>	<b><u>National Rural Livelihood Mission (NRLM)</u></b>				
	<b>01F01</b>	Number of SHGs promoted (new and revived) during the financial year {Number}	5,300	2,140	40
	<b>01F02</b>	Number of SHGs provided Revolving Fund (RF) during the financial year {Number}	3,700	3,029	82
	<b>01F03</b>	Number of SHGs provided Community Investment Fund (CIF) during the financial year {Number}	444	950	214
<b>3</b>	<b><u>Distribution of waste land to the landless</u></b>				
	<b>03E01</b>	Total Land Distributed {Hectare}	**	0	
	<b>03E02</b>	Land Distributed to SC {Hectare}	**	0	
	<b>03E03</b>	Land Distributed to ST {Hectare}	**	0	
	<b>03E04</b>	Land Distributed to Others {Hectare}	**	0	
<b>4</b>	<b><u>Minimum Wages Enforcement (including Farm Labour)</u></b>				
	<b>04B01</b>	Agriculture and Farm Workers: Inspections made {Number}	**	0	
	<b>04B02</b>	Agriculture and Farm Workers: Irregularities detected {Number}	**	0	
	<b>04B03</b>	Agriculture and Farm Workers: Irregularities rectified {Number}	**	0	
	<b>04B04</b>	Agriculture and Farm Workers: Claims filed {Number}	**	0	
	<b>04B05</b>	Agriculture and Farm Workers: Claims settled {Number}	**	0	
	<b>04B06</b>	Agriculture and Farm Workers: Prosecution cases Pending {Number}	**	0	
	<b>04B07</b>	Agriculture and Farm Workers: Prosecution cases filed {Number}	**	0	
	<b>04B08</b>	Agriculture and Farm Workers: Prosecution cases decided {Number}	**	0	
	<b>04B10</b>	Agriculture and Farm Workers: Others {Number}	**	0	
<b>5</b>	<b><u>Food Security</u></b>				
	<b><u>Food security-Targeted Public Distribution system (APL+BPL+AAAY)</u></b>				
	<b>05A02</b>	Off take {Tonnes}	14,74,349	14,41,726	98
	<b><u>Food security-Targeted Public Distribution system (only AAAY)</u></b>				
	<b>05B02</b>	Off take {Tonnes}	2,50,260	2,43,433	97
	<b><u>Food Security - Targeted Public Distribution System (Only BPL)</u></b>				
	<b>05D02</b>	Off take {Tonnes}	4,02,348	3,91,139	97
	<b><u>Food Security:National Food Security Act(Normal)-NFSA</u></b>				
	<b>05E02</b>	Off take {Tonnes}	*	0	
	<b><u>Food Security:National Food Security Act(Tide Over)-NFSA</u></b>				
	<b>05F02</b>	Off take {Tonnes}	*	0	
<b>6</b>	<b><u>Rural Housing - Indira Awaas Yojana</u></b>				
	<b>06A01</b>	Houses constructed {Number}	59,060	44,128	75
<b>7</b>	<b><u>EWS/LIG Houses in Urban Areas</u></b>				
	<b>06B01</b>	Houses constructed {Number}	3,768	545	14



<b>8</b>	<b><u>Rural Areas: National Rural Drinking Water Programme (NRDWP)</u></b>			
	<b>07A03</b> Habitations covered (Partially covered & Slipped back) {Number}	900	172	19
	<b>07A04</b> Coverage of water quality affected habitations {Number}	100	49	49
<b>9</b>	<b><u>Sanitation Programme in Rural Areas</u></b>			
	<b>08D01</b> Individual Household latrines constructed {Number}	**	34,101	
<b>10</b>	<b><u>Institutional Delivery</u></b>			
	<b>08E01</b> Delivery in institutions {Number}	**	4,93,007	
<b>11</b>	<b><u>SC Families assisted</u></b>			
	<b>10A02</b> SC families assisted under SCA to SCSP & NSFDC {Number}	2,289	49,476	2,161
	<b>10A03</b> SC students assisted under post matric scholarship {Number}	**	1,34,784	
<b>12</b>	<b><u>Universalization of ICDS Scheme</u></b>			
	<b>12A01</b> ICDS Blocks Operational (Cumulative) {Number}	258	258	100
<b>13</b>	<b><u>Functional Anganwadis</u></b>			
	<b>12B01</b> Anganwadis Functional (Cumulative) {Number}	33,115	33,115	100
<b>14</b>	<b><u>No. of Urban poor families assisted under Seven Point Charter</u></b>			
	<b>14A01</b> Poor Families assisted {Number}	2,157	3,809	177
<b>15</b>	<b><u>Afforestation ( Public and Forest Lands)</u></b>			
	<b>15A01</b> Area Covered under Plantation {Hectares}	7,530	3,700	49
	<b>15A02</b> Seedlings planted {Number}	48,95,000	10,53,318	22
<b>16</b>	<b><u>Rural roads - PMGSY</u></b>			
	<b>17A01</b> Length of road constructed {Kilometer}	348	202	58
<b>17</b>	<b><u>Deendayal Upadhyaya Gram Jvoti Yojana (DDUGJY)</u></b>			
	<b>18B01</b> Villages electrified {Number}	603	500	83
<b>18</b>	<b><u>Energising pump sets</u></b>			
	<b>18D01</b> Pumps sets energized {Number}	12,000	11,607	97
<b>19</b>	<b><u>Supply of Electricity</u></b>			
	<b>18E02</b> Electricity supplied {Million Units}	22,459	22,127	99

**Note:**

\* - Target Not Received.

\*\* - Non-Targetable.

**1** **Very Good(90% or above of targets)**

01F03, 05A02, 05B02, 05D02, 10A02, 12A01, 12B01, 14A01, 18D01, 18E02

**2** **Good(Between 80% to 90% targets)**

01F02, 18B01

**3** **Poor(Below 80% of targets)**

01F01, 06A01, 06B01, 07A03, 07A04, 15A01, 15A02, 17A01

**MADHYA PRADESH**

Sl. No.	Item Code	Item/Parameter Name {Units}	Target	Achievement	Percent Achievement
			April 2014-March 2015	April 2014-March 2015	
(1)	(3)	(4)	(5)	(6)	(6)/(5)
<b>1</b>	<b><u>Employment generation under the NREG Scheme</u></b>				
	<b>01A01</b>	No. of job cards issued {Number}	**	0	
	<b>01A02</b>	Employment generated {Number}	**	0	
	<b>01A03</b>	Wages given {Rupees}	**	0	
<b>2</b>	<b><u>National Rural Livelihood Mission (NRLM)</u></b>				
	<b>01F01</b>	Number of SHGs promoted (new and revived) during the financial year {Number}	20,000	16,527	83
	<b>01F02</b>	Number of SHGs provided Revolving Fund (RF) during the financial year {Number}	12,000	11,010	92
	<b>01F03</b>	Number of SHGs provided Community Investment Fund (CIF) during the financial year {Number}	13,000	9,857	76
<b>3</b>	<b><u>Distribution of waste land to the landless</u></b>				
	<b>03E01</b>	Total Land Distributed {Hectare}	**	0	
	<b>03E02</b>	Land Distributed to SC {Hectare}	**	0	
	<b>03E03</b>	Land Distributed to ST {Hectare}	**	0	
	<b>03E04</b>	Land Distributed to Others {Hectare}	**	0	
<b>4</b>	<b><u>Minimum Wages Enforcement (including Farm Labour)</u></b>				
	<b>04B01</b>	Agriculture and Farm Workers: Inspections made {Number}	**	0	
	<b>04B02</b>	Agriculture and Farm Workers: Irregularities detected {Number}	**	0	
	<b>04B03</b>	Agriculture and Farm Workers: Irregularities rectified {Number}	**	0	
	<b>04B04</b>	Agriculture and Farm Workers: Claims filed {Number}	**	0	
	<b>04B05</b>	Agriculture and Farm Workers: Claims settled {Number}	**	0	
	<b>04B06</b>	Agriculture and Farm Workers: Prosecution cases Pending {Number}	**	0	
	<b>04B07</b>	Agriculture and Farm Workers: Prosecution cases filed {Number}	**	0	
	<b>04B08</b>	Agriculture and Farm Workers: Prosecution cases decided {Number}	**	0	
	<b>04B10</b>	Agriculture and Farm Workers: Others {Number}	**	0	
<b>5</b>	<b><u>Food Security</u></b>				
	<b><u>Food security-Targeted Public Distribution system (APL+BPL+AAV)</u></b>				
	<b>05A02</b>	Off take {Tonnes}	*	71,762	
	<b><u>Food security-Targeted Public Distribution system (only AAV)</u></b>				
	<b>05B02</b>	Off take {Tonnes}	*	71,762	
	<b><u>Food Security - Targeted Public Distribution System (Only BPL)</u></b>				
	<b>05D02</b>	Off take {Tonnes}	*		
	<b><u>Food Security:National Food Security Act(Normal)-NFSA</u></b>				
	<b>05E02</b>	Off take {Tonnes}	31,94,247	28,39,619	89
	<b><u>Food Security:National Food Security Act(Tide Over)-NFSA</u></b>				
	<b>05F01</b>	Allocation of Food Grains {Tonnes}	*	0	
	<b>05F02</b>	Off take {Tonnes}	*	0	
<b>6</b>	<b><u>Rural Housing - Indira Awaas Yojana</u></b>				
	<b>06A01</b>	Houses constructed {Number}	1,15,186	42,243	37
<b>7</b>	<b><u>EWS/LIG Houses in Urban Areas</u></b>				
	<b>06B01</b>	Houses constructed {Number}	5,685	410	7

**MADHYA PRADESH**

Sl. No.	Item Code	Item/Parameter Name {Units}	Target April 2014- March 2015	Achievement April 2014- March 2015	Percent Achievement
(1)	(3)	(4)	(5)	(6)	(6)/(5)
<b>8</b>	<b><u>Rural Areas: National Rural Drinking Water Programme (NRDWP)</u></b>				
	<b>07A03</b>	Habitations covered (Partially covered & Slipped back) {Number}	10,000	8,835	88
	<b>07A04</b>	Coverage of water quality affected habitations {Number}	876	696	79
<b>9</b>	<b><u>Sanitation Programme in Rural Areas</u></b>				
	<b>08D01</b>	Individual Household latrines constructed {Number}	**	5,21,739	
<b>10</b>	<b><u>Institutional Delivery</u></b>				
	<b>08E01</b>	Delivery in institutions {Number}	**	4,26,935	
<b>11</b>	<b><u>SC Families assisted</u></b>				
	<b>10A02</b>	SC families assisted under SCA to SCSP & NSFDC {Number}	9,127	2,97,770	3,263
	<b>10A03</b>	SC students assisted under post matric scholarship {Number}	**	0	
<b>12</b>	<b><u>Universalization of ICDS Scheme</u></b>				
	<b>12A01</b>	ICDS Blocks Operational (Cumulative) {Number}	453	453	100
<b>13</b>	<b><u>Functional Anganwadis</u></b>				
	<b>12B01</b>	Anganwadis Functional (Cumulative) {Number}	91,771	91,729	100
<b>14</b>	<b><u>No. of Urban poor families assisted under Seven Point Charter</u></b>				
	<b>14A01</b>	Poor Families assisted {Number}	6,398	4,219	66
<b>15</b>	<b><u>Afforestation ( Public and Forest Lands)</u></b>				
	<b>15A01</b>	Area Covered under Plantation {Hectares}	1,33,000	7,499	6
	<b>15A02</b>	Seedlings planted {Number}	8,64,50,000	8,66,87,000	100
<b>16</b>	<b><u>Rural roads - PMGSY</u></b>				
	<b>17A01</b>	Length of road constructed {Kilometer}	2,100	5,179	247
<b>17</b>	<b><u>Deendaval Upadhyaya Gram Jyoti Yojana (DDUGJY)</u></b>				
	<b>18B01</b>	Villages electrified {Number}	5,100	4,471	88
<b>18</b>	<b><u>Energising pump sets</u></b>				
	<b>18D01</b>	Pumps sets energized {Number}	17,237	1,37,818	800
<b>19</b>	<b><u>Supply of Electricity</u></b>				
	<b>18E02</b>	Electricity supplied {Million Units}	53,374	53,082	99

**Note:**

\* - Target Not Received.

\*\* - Non-Targetable.

**1** **Very Good(90% or above of targets)**

01F02, 10A02, 12A01, 12B01, 15A02, 17A01, 18D01, 18E02

**2** **Good(Between 80% to 90% targets)**

01F01, 05E02, 07A03, 18B01

**3** **Poor(Below 80% of targets)**

01F03, 06A01, 06B01, 07A04, 14A01, 15A01

**MAHARASHTRA**

Sl. No.	Item Code	Item/Parameter Name {Units}	Target	Achievement	Percent Achievement
			April 2014-March 2015	April 2014-March 2015	
(1)	(3)	(4)	(5)	(6)	(6)/(5)
<b>1</b>	<b><u>Employment generation under the NREG Scheme</u></b>				
	<b>01A01</b>	No. of job cards issued {Number}	**	1,82,313	
	<b>01A02</b>	Employment generated {Number}	**	5,89,96,487	
	<b>01A03</b>	Wages given {Rupees}	**	1,03,48,27,000	
<b>2</b>	<b><u>National Rural Livelihood Mission (NRLM)</u></b>				
	<b>01F01</b>	Number of SHGs promoted (new and revived) during the financial year {Number}	18,000	16,971	94
	<b>01F02</b>	Number of SHGs provided Revolving Fund (RF) during the financial year {Number}	5,734	8,856	154
	<b>01F03</b>	Number of SHGs provided Community Investment Fund (CIF) during the financial year {Number}	2,200	2,878	131
<b>3</b>	<b><u>Distribution of waste land to the landless</u></b>				
	<b>03E01</b>	Total Land Distributed {Hectare}	**	0	
	<b>03E02</b>	Land Distributed to SC {Hectare}	**	0	
	<b>03E03</b>	Land Distributed to ST {Hectare}	**	0	
	<b>03E04</b>	Land Distributed to Others {Hectare}	**	0	
<b>4</b>	<b><u>Minimum Wages Enforcement (including Farm Labour)</u></b>				
	<b>04B01</b>	Agriculture and Farm Workers: Inspections made {Number}	**	0	
	<b>04B02</b>	Agriculture and Farm Workers: Irregularities detected {Number}	**	0	
	<b>04B03</b>	Agriculture and Farm Workers: Irregularities rectified {Number}	**	0	
	<b>04B04</b>	Agriculture and Farm Workers: Claims filed {Number}	**	0	
	<b>04B05</b>	Agriculture and Farm Workers: Claims settled {Number}	**	0	
	<b>04B06</b>	Agriculture and Farm Workers: Prosecution cases Pending {Number}	**	0	
	<b>04B07</b>	Agriculture and Farm Workers: Prosecution cases filed {Number}	**	0	
	<b>04B08</b>	Agriculture and Farm Workers: Prosecution cases decided {Number}	**	0	
	<b>04B10</b>	Agriculture and Farm Workers: Others {Number}	**	0	
<b>5</b>	<b><u>Food Security</u></b>				
	<b><u>Food security-Targeted Public Distribution system (APL+BPL+AAJ)</u></b>				
	<b>05A02</b>	Off take {Tonnes}	*	1,143	
	<b><u>Food security-Targeted Public Distribution system (only AAJ)</u></b>				
	<b>05B02</b>	Off take {Tonnes}	*	888	
	<b><u>Food Security - Targeted Public Distribution System (Only BPL)</u></b>				
	<b>05D02</b>	Off take {Tonnes}	*	0	
	<b><u>Food Security:National Food Security Act(Normal)-NFSA</u></b>				
	<b>05E02</b>	Off take {Tonnes}	45,27,492	40,44,636	89
	<b><u>Food Security:National Food Security Act(Tide Over)-NFSA</u></b>				
	<b>05F02</b>	Off take {Tonnes}	*	0	
<b>6</b>	<b><u>Rural Housing - Indira Awaas Yojana</u></b>				
	<b>06A01</b>	Houses constructed {Number}	1,88,319	99,708	53
<b>7</b>	<b><u>EWS/LIG Houses in Urban Areas</u></b>				
	<b>06B01</b>	Houses constructed {Number}	25,256	17,222	68

<b>8</b>	<b><u>Rural Areas: National Rural Drinking Water Programme (NRDWP)</u></b>			
	<b>07A03</b> Habitations covered (Partially covered & Slipped back) {Number}	3,713	3,443	93
	<b>07A04</b> Coverage of water quality affected habitations {Number}	487	305	63
<b>9</b>	<b><u>Sanitation Programme in Rural Areas</u></b>			
	<b>08D01</b> Individual Household latrines constructed {Number}	**	5,00,897	
<b>10</b>	<b><u>Institutional Delivery</u></b>			
	<b>08E01</b> Delivery in institutions {Number}	**	15,34,943	
<b>11</b>	<b><u>SC Families assisted</u></b>			
	<b>10A02</b> SC families assisted under SCA to SCSP & NSFDC {Number}	10,132	10,529	104
	<b>10A03</b> SC students assisted under post matric scholarship {Number}	**	3,49,447	
<b>12</b>	<b><u>Universalization of ICDS Scheme</u></b>			
	<b>12A01</b> ICDS Blocks Operational (Cumulative) {Number}	553	553	100
<b>13</b>	<b><u>Functional Anganwadis</u></b>			
	<b>12B01</b> Anganwadis Functional (Cumulative) {Number}	1,08,698	97,162	89
<b>14</b>	<b><u>No. of Urban poor families assisted under Seven Point Charter</u></b>			
	<b>14A01</b> Poor Families assisted {Number}	16,760	19,039	114
<b>15</b>	<b><u>Afforestation ( Public and Forest Lands)</u></b>			
	<b>15A01</b> Area Covered under Plantation {Hectares}	1,63,450	91,413	56
	<b>15A02</b> Seedlings planted {Number}	10,62,43,000	8,63,12,000	81
<b>16</b>	<b><u>Rural roads - PMGSY</u></b>			
	<b>17A01</b> Length of road constructed {Kilometer}	550	500	91
<b>17</b>	<b><u>Deendayal Upadhyaya Gram Jvoti Yojana (DDUGJY)</u></b>			
	<b>18B01</b> Villages electrified {Number}	889	579	65
<b>18</b>	<b><u>Supply of Electricity</u></b>			
	<b>18E02</b> Electricity supplied {Million Units}	1,34,897	1,33,078	99

**Note:**

\* - Target Not Received.

\*\* - Non-Targetable.

**1** **Very Good(90% or above of targets)**

01F01, 01F02, 01F03, 07A03, 10A02, 12A01, 14A01, 17A01, 18E02

**2** **Good(Between 80% to 90% targets)**

05E02, 12B01, 15A02

**3** **Poor(Below 80% of targets)**

06A01, 06B01, 07A04, 15A01, 18B01

**MANIPUR**

Sl. No.	Item Code	Item/Parameter Name {Units}	Target	Achievement	Percent Achievement
			April 2014-March 2015	April 2014-March 2015	
(1)	(3)	(4)	(5)	(6)	(6)/(5)
<b>1</b>	<b><u>Employment generation under the NREG Scheme</u></b>				
	<b>01A01</b>	No. of job cards issued {Number}	**	7,277	
	<b>01A02</b>	Employment generated {Number}	**	79,56,000	
	<b>01A03</b>	Wages given {Rupees}	**	1,39,22,99,000	
<b>2</b>	<b><u>National Rural Livelihood Mission (NRLM)</u></b>				
	<b>01F01</b>	Number of SHGs promoted (new and revived) during the financial year {Number}	360	0	0
	<b>01F02</b>	Number of SHGs provided Revolving Fund (RF) during the financial year {Number}	360	0	0
	<b>01F03</b>	Number of SHGs provided Community Investment Fund (CIF) during the financial year {Number}	180	0	0
<b>3</b>	<b><u>Distribution of waste land to the landless</u></b>				
	<b>03E01</b>	Total Land Distributed {Hectare}	**	0	
	<b>03E02</b>	Land Distributed to SC {Hectare}	**	0	
	<b>03E03</b>	Land Distributed to ST {Hectare}	**	0	
	<b>03E04</b>	Land Distributed to Others {Hectare}	**	0	
<b>4</b>	<b><u>Minimum Wages Enforcement (including Farm Labour)</u></b>				
	<b>04B01</b>	Agriculture and Farm Workers: Inspections made {Number}	**	0	
	<b>04B02</b>	Agriculture and Farm Workers: Irregularities detected {Number}	**	0	
	<b>04B03</b>	Agriculture and Farm Workers: Irregularities rectified {Number}	**	0	
	<b>04B04</b>	Agriculture and Farm Workers: Claims filed {Number}	**	0	
	<b>04B05</b>	Agriculture and Farm Workers: Claims settled {Number}	**	0	
	<b>04B06</b>	Agriculture and Farm Workers: Prosecution cases Pending {Number}	**	0	
	<b>04B07</b>	Agriculture and Farm Workers: Prosecution cases filed {Number}	**	0	
	<b>04B08</b>	Agriculture and Farm Workers: Prosecution cases decided {Number}	**	0	
	<b>04B10</b>	Agriculture and Farm Workers: Others {Number}	**	0	
<b>5</b>	<b><u>Food Security</u></b>				
	<b><u>Food security-Targeted Public Distribution system (APL+BPL+AAJ)</u></b>				
	<b>05A02</b>	Off take {Tonnes}	1,71,379	1,72,281	101
	<b><u>Food security-Targeted Public Distribution system (only AAJ)</u></b>				
	<b>05B02</b>	Off take {Tonnes}	26,724	26,724	100
	<b><u>Food Security - Targeted Public Distribution System (Only BPL)</u></b>				
	<b>05D02</b>	Off take {Tonnes}	43,008	43,194	100
	<b><u>Food Security:National Food Security Act(Normal)-NFSA</u></b>				
	<b>05E02</b>	Off take {Tonnes}	*	0	
	<b><u>Food Security:National Food Security Act(Tide Over)-NFSA</u></b>				
	<b>05F02</b>	Off take {Tonnes}	*	0	
<b>6</b>	<b><u>Rural Housing - Indira Awaas Yojana</u></b>				
	<b>06A01</b>	Houses constructed {Number}	4,658	3,350	72
<b>7</b>	<b><u>EWS/LIG Houses in Urban Areas</u></b>				
	<b>06B01</b>	Houses constructed {Number}	275	0	0

<b>8</b>	<b><u>Rural Areas: National Rural Drinking Water Programme (NRDWP)</u></b>			
	<b>07A03</b> Habitations covered (Partially covered & Slipped back) {Number}	200	194	97
<b>9</b>	<b><u>Sanitation Programme in Rural Areas</u></b>			
	<b>08D01</b> Individual Household latrines constructed {Number}	**	27,860	
<b>10</b>	<b><u>Institutional Delivery</u></b>			
	<b>08E01</b> Delivery in institutions {Number}	**	24,288	
<b>11</b>	<b><u>SC Families assisted</u></b>			
	<b>10A02</b> SC families assisted under SCA to SCSP & NSFDC {Number}	148	0	0
	<b>10A03</b> SC students assisted under post matric scholarship {Number}	**	0	
<b>12</b>	<b><u>Universalization of ICDS Scheme</u></b>			
	<b>12A01</b> ICDS Blocks Operational (Cumulative) {Number}	42	43	102
<b>13</b>	<b><u>Functional Anganwadis</u></b>			
	<b>12B01</b> Anganwadis Functional (Cumulative) {Number}	10,826	9,805	91
<b>14</b>	<b><u>No. of Urban poor families assisted under Seven Point Charter</u></b>			
	<b>14A01</b> Poor Families assisted {Number}	203	0	0
<b>15</b>	<b><u>Afforestation ( Public and Forest Lands)</u></b>			
	<b>15A01</b> Area Covered under Plantation {Hectares}	14,380	11,547	80
	<b>15A02</b> Seedlings planted {Number}	93,47,000	92,01,557	98
<b>16</b>	<b><u>Rural roads - PMGSY</u></b>			
	<b>17A01</b> Length of road constructed {Kilometer}	236	300	127
<b>17</b>	<b><u>Deendayal Upadhyaya Gram Jyoti Yojana (DDUGJY)</u></b>			
	<b>18B01</b> Villages electrified {Number}	140	929	664
<b>18</b>	<b><u>Supply of Electricity</u></b>			
	<b>18E02</b> Electricity supplied {Million Units}	705	678	96

**Note:**

\* - Target Not Received.

\*\* - Non-Targetable.

**1** **Very Good(90% or above of targets)**

05A02, 05B02, 05D02, 07A03, 12A01, 12B01, 15A02, 17A01, 18B01, 18E02

**2** **Good(Between 80% to 90% targets)**

15A01

**3** **Poor(Below 80% of targets)**

01F01, 01F02, 01F03, 06A01, 06B01, 10A02, 14A01

**MEGHALAYA**

Sl. No.	Item Code	Item/Parameter Name {Units}	Target	Achievement	Percent Achievement
			April 2014-March 2015	April 2014-March 2015	
(1)	(3)	(4)	(5)	(6)	(6)/(5)
<b>1</b>	<b><u>Employment generation under the NREG Scheme</u></b>				
	<b>01A01</b>	No. of job cards issued {Number}	**	13,602	
	<b>01A02</b>	Employment generated {Number}	**	65,91,000	
	<b>01A03</b>	Wages given {Rupees}	**	2,05,44,95,000	
<b>2</b>	<b><u>National Rural Livelihood Mission (NRLM)</u></b>				
	<b>01F01</b>	Number of SHGs promoted (new and revived) during the financial year {Number}	550	134	24
	<b>01F02</b>	Number of SHGs provided Revolving Fund (RF) during the financial year {Number}	490	0	0
	<b>01F03</b>	Number of SHGs provided Community Investment Fund (CIF) during the financial year {Number}	490	0	0
<b>3</b>	<b><u>Distribution of waste land to the landless</u></b>				
	<b>03E01</b>	Total Land Distributed {Hectare}	**	0	
	<b>03E02</b>	Land Distributed to SC {Hectare}	**	0	
	<b>03E03</b>	Land Distributed to ST {Hectare}	**	0	
	<b>03E04</b>	Land Distributed to Others {Hectare}	**	0	
<b>4</b>	<b><u>Minimum Wages Enforcement (including Farm Labour)</u></b>				
	<b>04B01</b>	Agriculture and Farm Workers: Inspections made {Number}	**	0	
	<b>04B02</b>	Agriculture and Farm Workers: Irregularities detected {Number}	**	0	
	<b>04B03</b>	Agriculture and Farm Workers: Irregularities rectified {Number}	**	0	
	<b>04B04</b>	Agriculture and Farm Workers: Claims filed {Number}	**	0	
	<b>04B05</b>	Agriculture and Farm Workers: Claims settled {Number}	**	0	
	<b>04B06</b>	Agriculture and Farm Workers: Prosecution cases Pending {Number}	**	0	
	<b>04B07</b>	Agriculture and Farm Workers: Prosecution cases filed {Number}	**	0	
	<b>04B08</b>	Agriculture and Farm Workers: Prosecution cases decided {Number}	**	0	
	<b>04B10</b>	Agriculture and Farm Workers: Others {Number}	**	0	
<b>5</b>	<b><u>Food Security</u></b>				
	<b><u>Food security-Targeted Public Distribution system (APL+BPL+AAV)</u></b>				
	<b>05A02</b>	Off take {Tonnes}	1,88,858	1,88,197	100
	<b><u>Food security-Targeted Public Distribution system (only AAV)</u></b>				
	<b>05B02</b>	Off take {Tonnes}	29,484	29,484	100
	<b><u>Food Security - Targeted Public Distribution System (Only BPL)</u></b>				
	<b>05D02</b>	Off take {Tonnes}	47,376	47,377	100
	<b><u>Food Security:National Food Security Act(Normal)-NFSA</u></b>				
	<b>05E02</b>	Off take {Tonnes}	*	0	
	<b><u>Food Security:National Food Security Act(Tide Over)-NFSA</u></b>				
	<b>05F02</b>	Off take {Tonnes}	*	0	
<b>6</b>	<b><u>Rural Housing - Indira Awaas Yojana</u></b>				
	<b>06A01</b>	Houses constructed {Number}	8,433	9,206	109
<b>7</b>	<b><u>EWS/LIG Houses in Urban Areas</u></b>				
	<b>06B01</b>	Houses constructed {Number}	451	0	0



<b>8</b>	<b><u>Rural Areas: National Rural Drinking Water Programme (NRDWP)</u></b>			
	<b>07A03</b> Habitations covered (Partially covered & Slipped back) {Number}	181	222	123
	<b>07A04</b> Coverage of water quality affected habitations {Number}	19	15	79
<b>9</b>	<b><u>Sanitation Programme in Rural Areas</u></b>			
	<b>08D01</b> Individual Household latrines constructed {Number}	**	42,002	
<b>10</b>	<b><u>Institutional Delivery</u></b>			
	<b>08E01</b> Delivery in institutions {Number}	**	28,823	
<b>11</b>	<b><u>SC Families assisted</u></b>			
	<b>10A02</b> SC families assisted under SCA to SCSP & NSFDC {Number}	7	0	0
	<b>10A03</b> SC students assisted under post matric scholarship {Number}	**	0	
<b>12</b>	<b><u>Universalization of ICDS Scheme</u></b>			
	<b>12A01</b> ICDS Blocks Operational (Cumulative) {Number}	41	41	100
<b>13</b>	<b><u>Functional Anganwadis</u></b>			
	<b>12B01</b> Anganwadis Functional (Cumulative) {Number}	5,368	5,309	99
<b>14</b>	<b><u>No. of Urban poor families assisted under Seven Point Charter</u></b>			
	<b>14A01</b> Poor Families assisted {Number}	468	531	113
<b>15</b>	<b><u>Afforestation ( Public and Forest Lands)</u></b>			
	<b>15A01</b> Area Covered under Plantation {Hectares}	4,110	1,991	48
	<b>15A02</b> Seedlings planted {Number}	26,72,000	45,03,907	169
<b>16</b>	<b><u>Rural roads - PMGSY</u></b>			
	<b>17A01</b> Length of road constructed {Kilometer}	105	47	45
<b>17</b>	<b><u>Deendayal Upadhyaya Gram Jvoti Yojana (DDUGJY)</u></b>			
	<b>18B01</b> Villages electrified {Number}	130	91	70
<b>18</b>	<b><u>Supply of Electricity</u></b>			
	<b>18E02</b> Electricity supplied {Million Units}	1,930	1,634	85

**Note:**

\* - Target Not Received.

\*\* - Non-Targetable.

**1** **Very Good(90% or above of targets)**

05A02, 05B02, 05D02, 06A01, 07A03, 12A01, 12B01, 14A01, 15A02

**2** **Good(Between 80% to 90% targets)**

18E02

**3** **Poor(Below 80% of targets)**

01F01, 01F02, 01F03, 06B01, 07A04, 10A02, 15A01, 17A01, 18B01

**MIZORAM**

Sl. No.	Item Code	Item/Parameter Name {Units}	Target	Achievement	Percent Achievement
			April 2014-March 2015	April 2014-March 2015	
(1)	(3)	(4)	(5)	(6)	(6)/(5)
<b>1</b>	<b><u>Employment generation under the NREG Scheme</u></b>				
	<b>01A01</b>	No. of job cards issued {Number}	**	6,711	
	<b>01A02</b>	Employment generated {Number}	**	0	
	<b>01A03</b>	Wages given {Rupees}	**	0	
<b>2</b>	<b><u>National Rural Livelihood Mission (NRLM)</u></b>				
	<b>01F01</b>	Number of SHGs promoted (new and revived) during the financial year {Number}	725	331	46
	<b>01F02</b>	Number of SHGs provided Revolving Fund (RF) during the financial year {Number}	135	404	299
	<b>01F03</b>	Number of SHGs provided Community Investment Fund (CIF) during the financial year {Number}	174	0	0
<b>3</b>	<b><u>Distribution of waste land to the landless</u></b>				
	<b>03E01</b>	Total Land Distributed {Hectare}	**	0	
	<b>03E02</b>	Land Distributed to SC {Hectare}	**	0	
	<b>03E03</b>	Land Distributed to ST {Hectare}	**	0	
	<b>03E04</b>	Land Distributed to Others {Hectare}	**	0	
<b>4</b>	<b><u>Minimum Wages Enforcement (including Farm Labour)</u></b>				
	<b>04B01</b>	Agriculture and Farm Workers: Inspections made {Number}	**	0	
	<b>04B02</b>	Agriculture and Farm Workers: Irregularities detected {Number}	**	0	
	<b>04B03</b>	Agriculture and Farm Workers: Irregularities rectified {Number}	**	0	
	<b>04B04</b>	Agriculture and Farm Workers: Claims filed {Number}	**	0	
	<b>04B05</b>	Agriculture and Farm Workers: Claims settled {Number}	**	0	
	<b>04B06</b>	Agriculture and Farm Workers: Prosecution cases Pending {Number}	**	0	
	<b>04B07</b>	Agriculture and Farm Workers: Prosecution cases filed {Number}	**	0	
	<b>04B08</b>	Agriculture and Farm Workers: Prosecution cases decided {Number}	**	0	
	<b>04B10</b>	Agriculture and Farm Workers: Others {Number}	**	0	
<b>5</b>	<b><u>Food Security</u></b>				
	<b><u>Food security-Targeted Public Distribution system (APL+BPL+AAAY)</u></b>				
	<b>05A02</b>	Off take {Tonnes}	70,140	67,419	96
	<b><u>Food security-Targeted Public Distribution system (only AAAY)</u></b>				
	<b>05B02</b>	Off take {Tonnes}	10,920	9,722	89
	<b><u>Food Security - Targeted Public Distribution System (Only BPL)</u></b>				
	<b>05D02</b>	Off take {Tonnes}	17,640	16,015	91
	<b><u>Food Security:National Food Security Act(Normal)-NFSA</u></b>				
	<b>05E02</b>	Off take {Tonnes}	*	0	
	<b><u>Food Security:National Food Security Act(Tide Over)-NFSA</u></b>				
	<b>05F02</b>	Off take {Tonnes}	*	0	
<b>6</b>	<b><u>Rural Housing - Indira Awaas Yojana</u></b>				
	<b>06A01</b>	Houses constructed {Number}	1,293	276	21
<b>7</b>	<b><u>EWS/LIG Houses in Urban Areas</u></b>				
	<b>06B01</b>	Houses constructed {Number}	193	0	0

<b>8</b>	<b><u>Rural Areas: National Rural Drinking Water Programme (NRDWP)</u></b>			
	<b>07A03</b> Habitations covered (Partially covered & Slipped back) {Number}	52	43	83
<b>9</b>	<b><u>Sanitation Programme in Rural Areas</u></b>			
	<b>08D01</b> Individual Household latrines constructed {Number}	**	534	
<b>10</b>	<b><u>Institutional Delivery</u></b>			
	<b>08E01</b> Delivery in institutions {Number}	**	0	
<b>11</b>	<b><u>SC Families assisted</u></b>			
	<b>10A02</b> SC families assisted under SCA to SCSP & NSFDC {Number}	1	0	0
<b>12</b>	<b><u>Universalization of ICDS Scheme</u></b>			
	<b>12A01</b> ICDS Blocks Operational (Cumulative) {Number}	27	27	100
<b>13</b>	<b><u>Functional Anganwadis</u></b>			
	<b>12B01</b> Anganwadis Functional (Cumulative) {Number}	2,122	1,980	93
<b>14</b>	<b><u>No. of Urban poor families assisted under Seven Point Charter</u></b>			
	<b>14A01</b> Poor Families assisted {Number}	153	0	0
<b>15</b>	<b><u>Afforestation ( Public and Forest Lands)</u></b>			
	<b>15A01</b> Area Covered under Plantation {Hectares}	5,840	0	0
	<b>15A02</b> Seedlings planted {Number}	37,96,000	0	0
<b>16</b>	<b><u>Rural roads - PMGSY</u></b>			
	<b>17A01</b> Length of road constructed {Kilometer}	115	49	43
<b>17</b>	<b><u>Deendayal Upadhyaya Gram Jyoti Yojana (DDUGJY)</u></b>			
	<b>18B01</b> Villages electrified {Number}	90	224	249
<b>18</b>	<b><u>Supply of Electricity</u></b>			
	<b>18E02</b> Electricity supplied {Million Units}	455	425	93

**Note:**

\* - Target Not Received.

\*\* - Non-Targetable.

**1** **Very Good(90% or above of targets)**

01F02, 05A02, 05D02, 12A01, 12B01, 18B01, 18E02

**2** **Good(Between 80% to 90% targets)**

05B02, 07A03

**3** **Poor(Below 80% of targets)**

01F01, 01F03, 06A01, 06B01, 10A02, 14A01, 15A01, 15A02, 17A01

**NAGALAND**

Sl. No.	Item Code	Item/Parameter Name {Units}	Target	Achievement	Percent Achievement
			April 2014-March 2015	April 2014-March 2015	
(1)	(3)	(4)	(5)	(6)	(6)/(5)
<b>1</b>	<b><u>Employment generation under the NREG Scheme</u></b>				
	<b>01A01</b>	No. of job cards issued {Number}	**	12,510	
	<b>01A02</b>	Employment generated {Number}	**	0	
	<b>01A03</b>	Wages given {Rupees}	**	0	
<b>2</b>	<b><u>National Rural Livelihood Mission (NRLM)</u></b>				
	<b>01F01</b>	Number of SHGs promoted (new and revived) during the financial year {Number}	1,645	645	39
	<b>01F02</b>	Number of SHGs provided Revolving Fund (RF) during the financial year {Number}	429	664	155
	<b>01F03</b>	Number of SHGs provided Community Investment Fund (CIF) during the financial year {Number}	218	0	0
<b>3</b>	<b><u>Distribution of waste land to the landless</u></b>				
	<b>03E01</b>	Total Land Distributed {Hectare}	**	0	
	<b>03E02</b>	Land Distributed to SC {Hectare}	**	0	
	<b>03E03</b>	Land Distributed to ST {Hectare}	**	0	
	<b>03E04</b>	Land Distributed to Others {Hectare}	**	0	
<b>4</b>	<b><u>Minimum Wages Enforcement (including Farm Labour)</u></b>				
	<b>04B01</b>	Agriculture and Farm Workers: Inspections made {Number}	**	0	
	<b>04B02</b>	Agriculture and Farm Workers: Irregularities detected {Number}	**	0	
	<b>04B03</b>	Agriculture and Farm Workers: Irregularities rectified {Number}	**	0	
	<b>04B04</b>	Agriculture and Farm Workers: Claims filed {Number}	**	0	
	<b>04B05</b>	Agriculture and Farm Workers: Claims settled {Number}	**	0	
	<b>04B06</b>	Agriculture and Farm Workers: Prosecution cases Pending {Number}	**	0	
	<b>04B07</b>	Agriculture and Farm Workers: Prosecution cases filed {Number}	**	0	
	<b>04B08</b>	Agriculture and Farm Workers: Prosecution cases decided {Number}	**	0	
	<b>04B10</b>	Agriculture and Farm Workers: Others {Number}	**	0	
<b>5</b>	<b><u>Food Security</u></b>				
	<b><u>Food security-Targeted Public Distribution system (APL+BPL+AAV)</u></b>				
	<b>05A02</b>	Off take {Tonnes}	1,26,876	1,37,329	108
	<b><u>Food security-Targeted Public Distribution system (only AAV)</u></b>				
	<b>05B02</b>	Off take {Tonnes}	19,968	21,486	108
	<b><u>Food Security - Targeted Public Distribution System (Only BPL)</u></b>				
	<b>05D02</b>	Off take {Tonnes}	32,112	34,536	108
	<b><u>Food Security:National Food Security Act(Normal)-NFSA</u></b>				
	<b>05E02</b>	Off take {Tonnes}	*	0	
	<b><u>Food Security:National Food Security Act(Tide Over)-NFSA</u></b>				
	<b>05F02</b>	Off take {Tonnes}	*	0	
<b>6</b>	<b><u>Rural Housing - Indira Awaas Yojana</u></b>				
	<b>06A01</b>	Houses constructed {Number}	1,480	1,114	75
<b>7</b>	<b><u>EWS/LIG Houses in Urban Areas</u></b>				
	<b>06B01</b>	Houses constructed {Number}	1,169	0	0

<b>8</b>	<b><u>Rural Areas: National Rural Drinking Water Programme (NRDWP)</u></b>			
	<b>07A03</b> Habitations covered (Partially covered & Slipped back) {Number}	84	95	113
	<b>07A04</b> Coverage of water quality affected habitations {Number}	36	22	61
<b>9</b>	<b><u>Sanitation Programme in Rural Areas</u></b>			
	<b>08D01</b> Individual Household latrines constructed {Number}	**	0	
<b>10</b>	<b><u>Institutional Delivery</u></b>			
	<b>08E01</b> Delivery in institutions {Number}	**	4,786	
<b>11</b>	<b><u>Universalization of ICDS Scheme</u></b>			
	<b>12A01</b> ICDS Blocks Operational (Cumulative) {Number}	59	59	100
<b>12</b>	<b><u>Functional Anganwadis</u></b>			
	<b>12B01</b> Anganwadis Functional (Cumulative) {Number}	3,612	3,455	96
<b>13</b>	<b><u>No. of Urban poor families assisted under Seven Point Charter</u></b>			
	<b>14A01</b> Poor Families assisted {Number}	629	0	0
<b>14</b>	<b><u>Afforestation ( Public and Forest Lands)</u></b>			
	<b>15A01</b> Area Covered under Plantation {Hectares}	3,840	0	0
	<b>15A02</b> Seedlings planted {Number}	24,96,000	0	0
<b>15</b>	<b><u>Rural roads - PMGSY</u></b>			
	<b>17A01</b> Length of road constructed {Kilometer}	160	215	134
<b>16</b>	<b><u>Deendayal Upadhyaya Gram Jyoti Yojana (DDUGJY)</u></b>			
	<b>18B01</b> Villages electrified {Number}	50	68	136
<b>17</b>	<b><u>Supply of Electricity</u></b>			
	<b>18E02</b> Electricity supplied {Million Units}	688	661	96

**Note:**

\* - Target Not Received.

\*\* - Non-Targetable.

**1** **Very Good(90% or above of targets)**

01F02, 05A02, 05B02, 05D02, 07A03, 12A01, 12B01, 17A01, 18B01, 18E02

**2** **Poor(Below 80% of targets)**

01F01, 01F03, 06A01, 06B01, 07A04, 14A01, 15A01, 15A02

**ODISHA**

Sl. No.	Item Code	Item/Parameter Name {Units}	Target	Achievement	Percent Achievement
			April 2014-March 2015	April 2014-March 2015	
(1)	(3)	(4)	(5)	(6)	(6)/(5)
<b>1</b>	<b><u>Employment generation under the NREG Scheme</u></b>				
	<b>01A01</b>	No. of job cards issued {Number}	**	1,18,091	
	<b>01A02</b>	Employment generated {Number}	**	5,34,79,000	
	<b>01A03</b>	Wages given {Rupees}	**	7,24,23,41,000	
<b>2</b>	<b><u>National Rural Livelihood Mission (NRLM)</u></b>				
	<b>01F01</b>	Number of SHGs promoted (new and revived) during the financial year {Number}	32,910	11,205	34
	<b>01F02</b>	Number of SHGs provided Revolving Fund (RF) during the financial year {Number}	4,740	4,842	102
	<b>01F03</b>	Number of SHGs provided Community Investment Fund (CIF) during the financial year {Number}	6,636	400	6
<b>3</b>	<b><u>Distribution of waste land to the landless</u></b>				
	<b>03E01</b>	Total Land Distributed {Hectare}	**	8,792	
	<b>03E02</b>	Land Distributed to SC {Hectare}	**	2,212	
	<b>03E03</b>	Land Distributed to ST {Hectare}	**	5,698	
	<b>03E04</b>	Land Distributed to Others {Hectare}	**	882	
<b>4</b>	<b><u>Minimum Wages Enforcement (including Farm Labour)</u></b>				
	<b>04B01</b>	Agriculture and Farm Workers: Inspections made {Number}	**	0	
	<b>04B02</b>	Agriculture and Farm Workers: Irregularities detected {Number}	**	0	
	<b>04B03</b>	Agriculture and Farm Workers: Irregularities rectified {Number}	**	0	
	<b>04B04</b>	Agriculture and Farm Workers: Claims filed {Number}	**	0	
	<b>04B05</b>	Agriculture and Farm Workers: Claims settled {Number}	**	0	
	<b>04B06</b>	Agriculture and Farm Workers: Prosecution cases Pending {Number}	**	0	
	<b>04B07</b>	Agriculture and Farm Workers: Prosecution cases filed {Number}	**	0	
	<b>04B08</b>	Agriculture and Farm Workers: Prosecution cases decided {Number}	**	0	
	<b>04B10</b>	Agriculture and Farm Workers: Others {Number}	**	0	
<b>5</b>	<b><u>Food Security</u></b>				
	<b><u>Food security-Targeted Public Distribution system (APL+BPL+AAAY)</u></b>				
	<b>05A02</b>	Off take {Tonnes}	21,92,981	20,08,221	92
	<b><u>Food security-Targeted Public Distribution system (only AAAY)</u></b>				
	<b>05B02</b>	Off take {Tonnes}	5,26,404	5,29,844	101
	<b><u>Food Security - Targeted Public Distribution System (Only BPL)</u></b>				
	<b>05D02</b>	Off take {Tonnes}	11,70,288	11,76,760	101
	<b><u>Food Security:National Food Security Act(Normal)-NFSA</u></b>				
	<b>05E02</b>	Off take {Tonnes}	*	0	
	<b><u>Food Security:National Food Security Act(Tide Over)-NFSA</u></b>				
	<b>05F02</b>	Off take {Tonnes}	*	0	
<b>6</b>	<b><u>Rural Housing - Indira Awaas Yojana</u></b>				
	<b>06A01</b>	Houses constructed {Number}	1,60,610	49,208	31
<b>7</b>	<b><u>EWS/LIG Houses in Urban Areas</u></b>				
	<b>06B01</b>	Houses constructed {Number}	1,593	343	22

<b>8</b>	<b><u>Rural Areas: National Rural Drinking Water Programme (NRDWP)</u></b>			
<b>07A03</b>	Habitations covered (Partially covered & Slipped back) {Number}	11,300	18,411	163
<b>07A04</b>	Coverage of water quality affected habitations {Number}	2,200	1,326	60
<b>9</b>	<b><u>Sanitation Programme in Rural Areas</u></b>			
<b>08D01</b>	Individual Household latrines constructed {Number}	**	1,30,925	
<b>10</b>	<b><u>Institutional Delivery</u></b>			
<b>08E01</b>	Delivery in institutions {Number}	**	6,25,284	
<b>11</b>	<b><u>SC Families assisted</u></b>			
<b>10A02</b>	SC families assisted under SCA to SCSP & NSFDC {Number}	5,767	44,801	777
<b>10A03</b>	SC students assisted under post matric scholarship {Number}	**	0	
<b>12</b>	<b><u>Universalization of ICDS Scheme</u></b>			
<b>12A01</b>	ICDS Blocks Operational (Cumulative) {Number}	326	338	104
<b>13</b>	<b><u>Functional Anganwadis</u></b>			
<b>12B01</b>	Anganwadis Functional (Cumulative) {Number}	72,142	71,204	99
<b>14</b>	<b><u>No. of Urban poor families assisted under Seven Point Charter</u></b>			
<b>14A01</b>	Poor Families assisted {Number}	1,436	1,972	137
<b>15</b>	<b><u>Afforestation ( Public and Forest Lands)</u></b>			
<b>15A01</b>	Area Covered under Plantation {Hectares}	1,82,270	1,98,891	109
<b>15A02</b>	Seedlings planted {Number}	11,84,76,000	12,42,17,000	105
<b>16</b>	<b><u>Rural roads - PMGSY</u></b>			
<b>17A01</b>	Length of road constructed {Kilometer}	2,400	3,843	160
<b>17</b>	<b><u>Deendayal Upadhyaya Gram Jvoti Yojana (DDUGJY)</u></b>			
<b>18B01</b>	Villages electrified {Number}	756	487	64
<b>18</b>	<b><u>Energising pump sets</u></b>			
<b>18D01</b>	Pumps sets energized {Number}	1,190	5,003	420
<b>19</b>	<b><u>Supply of Electricity</u></b>			
<b>18E02</b>	Electricity supplied {Million Units}	26,482	26,052	98

**Note:**

\* - Target Not Received.

\*\* - Non-Targetable.

**1 Very Good(90% or above of targets)**

01F02, 05A02, 05B02, 05D02, 07A03, 10A02, 12A01, 12B01, 14A01, 15A01, 15A02, 17A01, 18D01, 18E02

**2 Poor(Below 80% of targets)**

01F01, 01F03, 06A01, 06B01, 07A04, 18B01

**PUDUCHERRY**

Sl. No.	Item Code	Item/Parameter Name {Units}	Target	Achievement	Percent Achievement
			April 2014-March 2015	April 2014-March 2015	
(1)	(3)	(4)	(5)	(6)	(6)/(5)
<b>1</b>	<b><u>Employment generation under the NREG Scheme</u></b>				
	<b>01A01</b>	No. of job cards issued {Number}	**	304	
	<b>01A02</b>	Employment generated {Number}	**	3,78,312	
	<b>01A03</b>	Wages given {Rupees}	**	6,51,73,000	
<b>2</b>	<b><u>Distribution of waste land to the landless</u></b>				
	<b>03E01</b>	Total Land Distributed {Hectare}	**	0	
	<b>03E02</b>	Land Distributed to SC {Hectare}	**	0	
	<b>03E03</b>	Land Distributed to ST {Hectare}	**	0	
	<b>03E04</b>	Land Distributed to Others {Hectare}	**	0	
<b>3</b>	<b><u>Minimum Wages Enforcement (including Farm Labour)</u></b>				
	<b>04B01</b>	Agriculture and Farm Workers: Inspections made {Number}	**	0	
	<b>04B02</b>	Agriculture and Farm Workers: Irregularities detected {Number}	**	0	
	<b>04B03</b>	Agriculture and Farm Workers: Irregularities rectified {Number}	**	0	
	<b>04B04</b>	Agriculture and Farm Workers: Claims filed {Number}	**	0	
	<b>04B05</b>	Agriculture and Farm Workers: Claims settled {Number}	**	0	
	<b>04B06</b>	Agriculture and Farm Workers: Prosecution cases Pending {Number}	**	0	
	<b>04B07</b>	Agriculture and Farm Workers: Prosecution cases filed {Number}	**	0	
	<b>04B08</b>	Agriculture and Farm Workers: Prosecution cases decided {Number}	**	0	
	<b>04B10</b>	Agriculture and Farm Workers: Others {Number}	**	0	
<b>4</b>	<b><u>Food Security</u></b>				
	<b><u>Food security-Targeted Public Distribution system (APL+BPL+AAAY)</u></b>				
	<b>05A02</b>	Off take {Tonnes}	60,372	5,950	10
	<b><u>Food security-Targeted Public Distribution system (only AAAY)</u></b>				
	<b>05B02</b>	Off take {Tonnes}	13,548	4,551	34
	<b><u>Food Security - Targeted Public Distribution System (Only BPL)</u></b>				
	<b>05D02</b>	Off take {Tonnes}	21,564	1,145	5
	<b><u>Food Security:National Food Security Act(Normal)-NFSA</u></b>				
	<b>05E02</b>	Off take {Tonnes}	*	0	
	<b><u>Food Security:National Food Security Act(Tide Over)-NFSA</u></b>				
	<b>05F02</b>	Off take {Tonnes}	*	0	
<b>5</b>	<b><u>Rural Housing - Indira Awaas Yojana</u></b>				
	<b>06A01</b>	Houses constructed {Number}	412	119	29
<b>6</b>	<b><u>EWS/LIG Houses in Urban Areas</u></b>				
	<b>06B01</b>	Houses constructed {Number}	366	0	0



<b>7</b>	<b><u>Rural Areas: National Rural Drinking Water Programme (NRDWP)</u></b>			
	<b>07A03</b> Habitations covered (Partially covered & Slipped back) {Number}	17	0	0
	<b>07A04</b> Coverage of water quality affected habitations {Number}	6	0	0
<b>8</b>	<b><u>Sanitation Programme in Rural Areas</u></b>			
	<b>08D01</b> Individual Household latrines constructed {Number}	**	0	
<b>9</b>	<b><u>Institutional Delivery</u></b>			
	<b>08E01</b> Delivery in institutions {Number}	**	40,502	
<b>10</b>	<b><u>SC Families assisted</u></b>			
	<b>10A02</b> SC families assisted under SCA to SCSP & NSFDC {Number}	117	1,761	1,505
	<b>10A03</b> SC students assisted under post matric scholarship {Number}	**	10,707	
<b>11</b>	<b><u>Universalization of ICDS Scheme</u></b>			
	<b>12A01</b> ICDS Blocks Operational (Cumulative) {Number}	5	5	100
<b>12</b>	<b><u>Functional Anganwadis</u></b>			
	<b>12B01</b> Anganwadis Functional (Cumulative) {Number}	788	788	100
<b>13</b>	<b><u>No. of Urban poor families assisted under Seven Point Charter</u></b>			
	<b>14A01</b> Poor Families assisted {Number}	310	0	0
<b>14</b>	<b><u>Afforestation ( Public and Forest Lands)</u></b>			
	<b>15A01</b> Area Covered under Plantation {Hectares}	70	75	107
	<b>15A02</b> Seedlings planted {Number}	46,000	1,46,436	318
<b>15</b>	<b><u>Energising pump sets</u></b>			
	<b>18D01</b> Pumps sets energized {Number}	25	39	156
<b>16</b>	<b><u>Supply of Electricity</u></b>			
	<b>18E02</b> Electricity supplied {Million Units}	2,402	2,376	99

**Note:**

\* - Target Not Received.

\*\* - Non-Targetable.

**1** **Very Good(90% or above of targets)**

10A02, 12A01, 12B01, 15A01, 15A02, 18D01, 18E02

**2** **Poor(Below 80% of targets)**

05A02, 05B02, 05D02, 06A01, 06B01, 07A03, 07A04, 14A01

**PUNJAB**

Sl. No.	Item Code	Item/Parameter Name {Units}	Target	Achievement	Percent Achievement
			April 2014-March 2015	April 2014-March 2015	
(1)	(3)	(4)	(5)	(6)	(6)/(5)
<b>1</b>	<b><u>Employment generation under the NREG Scheme</u></b>				
	<b>01A01</b>	No. of job cards issued {Number}	**	18,441	
	<b>01A02</b>	Employment generated {Number}	**	64,24,163	
	<b>01A03</b>	Wages given {Rupees}	**	1,53,72,90,000	
<b>2</b>	<b><u>National Rural Livelihood Mission (NRLM)</u></b>				
	<b>01F01</b>	Number of SHGs promoted (new and revived) during the financial year {Number}	600	572	95
	<b>01F02</b>	Number of SHGs provided Revolving Fund (RF) during the financial year {Number}	520	402	77
	<b>01F03</b>	Number of SHGs provided Community Investment Fund (CIF) during the financial year {Number}	250	366	146
<b>3</b>	<b><u>Distribution of waste land to the landless</u></b>				
	<b>03E01</b>	Total Land Distributed {Hectare}	**	0	
	<b>03E02</b>	Land Distributed to SC {Hectare}	**	0	
	<b>03E03</b>	Land Distributed to ST {Hectare}	**	0	
	<b>03E04</b>	Land Distributed to Others {Hectare}	**	0	
<b>4</b>	<b><u>Minimum Wages Enforcement (including Farm Labour)</u></b>				
	<b>04B01</b>	Agriculture and Farm Workers: Inspections made {Number}	**	0	
	<b>04B02</b>	Agriculture and Farm Workers: Irregularities detected {Number}	**	0	
	<b>04B03</b>	Agriculture and Farm Workers: Irregularities rectified {Number}	**	0	
	<b>04B04</b>	Agriculture and Farm Workers: Claims filed {Number}	**	0	
	<b>04B05</b>	Agriculture and Farm Workers: Claims settled {Number}	**	0	
	<b>04B06</b>	Agriculture and Farm Workers: Prosecution cases Pending {Number}	**	0	
	<b>04B07</b>	Agriculture and Farm Workers: Prosecution cases filed {Number}	**	0	
	<b>04B08</b>	Agriculture and Farm Workers: Prosecution cases decided {Number}	**	0	
	<b>04B10</b>	Agriculture and Farm Workers: Others {Number}	**	0	
<b>5</b>	<b><u>Food Security</u></b>				
	<b><u>Food security-Targeted Public Distribution system (APL+BPL+AAAY)</u></b>				
	<b>05A02</b>	Off take {Tonnes}	*	0	
	<b><u>Food security-Targeted Public Distribution system (only AAY)</u></b>				
	<b>05B02</b>	Off take {Tonnes}	*	0	
	<b><u>Food Security - Targeted Public Distribution System (Only BPL)</u></b>				
	<b>05D02</b>	Off take {Tonnes}	*	0	
	<b><u>Food Security:National Food Security Act(Normal)-NFSA</u></b>				
	<b>05E02</b>	Off take {Tonnes}	8,70,120	1,91,434	22
	<b><u>Food Security:National Food Security Act(Tide Over)-NFSA</u></b>				
	<b>05F02</b>	Off take {Tonnes}	*	0	
<b>6</b>	<b><u>Rural Housing - Indira Awaas Yojana</u></b>				
	<b>06A01</b>	Houses constructed {Number}	56,750	4,369	8
<b>7</b>	<b><u>EWS/LIG Houses in Urban Areas</u></b>				
	<b>06B01</b>	Houses constructed {Number}	1,380	0	0

<b>8</b>	<b><u>Rural Areas: National Rural Drinking Water Programme (NRDWP)</u></b>			
	<b>07A03</b> Habitations covered (Partially covered & Slipped back) {Number}	850	569	67
	<b>07A04</b> Coverage of water quality affected habitations {Number}	1,000	60	6
<b>9</b>	<b><u>Sanitation Programme in Rural Areas</u></b>			
	<b>08D01</b> Individual Household latrines constructed {Number}	**	9,887	
<b>10</b>	<b><u>Institutional Delivery</u></b>			
	<b>08E01</b> Delivery in institutions {Number}	**	3,35,052	
<b>11</b>	<b><u>SC Families assisted</u></b>			
	<b>10A02</b> SC families assisted under SCA to SCSP & NSFDC {Number}	7,507	6,858	91
	<b>10A03</b> SC students assisted under post matric scholarship {Number}	**	4,69,797	
<b>12</b>	<b><u>Universalization of ICDS Scheme</u></b>			
	<b>12A01</b> ICDS Blocks Operational (Cumulative) {Number}	154	154	100
<b>13</b>	<b><u>Functional Anganwadis</u></b>			
	<b>12B01</b> Anganwadis Functional (Cumulative) {Number}	26,656	26,656	100
<b>14</b>	<b><u>No. of Urban poor families assisted under Seven Point Charter</u></b>			
	<b>14A01</b> Poor Families assisted {Number}	1,443	1,638	114
<b>15</b>	<b><u>Afforestation ( Public and Forest Lands)</u></b>			
	<b>15A01</b> Area Covered under Plantation {Hectares}	10,090	2,769	27
	<b>15A02</b> Seedlings planted {Number}	65,59,000	18,00,000	27
<b>16</b>	<b><u>Rural roads - PMGSY</u></b>			
	<b>17A01</b> Length of road constructed {Kilometer}	650	737	113
<b>17</b>	<b><u>Energising pump sets</u></b>			
	<b>18D01</b> Pumps sets energized {Number}	55,000	10,574	19
<b>18</b>	<b><u>Supply of Electricity</u></b>			
	<b>18E02</b> Electricity supplied {Million Units}	48,629	48,144	99

**Note:**

\* - Target Not Received.

\*\* - Non-Targetable.

**1** **Very Good(90% or above of targets)**

01F01, 01F03, 10A02, 12A01, 12B01, 14A01, 17A01, 18E02

**2** **Poor(Below 80% of targets)**

01F02, 05E02, 06A01, 06B01, 07A03, 07A04, 15A01, 15A02, 18D01

**RAJASTHAN**

Sl. No.	Item Code	Item/Parameter Name {Units}	Target	Achievement	Percent Achievement
			April 2014-March 2015	April 2014-March 2015	
(1)	(3)	(4)	(5)	(6)	(6)/(5)
<b>1</b>	<b><u>Employment generation under the NREG Scheme</u></b>				
	<b>01A01</b>	No. of job cards issued {Number}	**	0	
	<b>01A02</b>	Employment generated {Number}	**	16,85,36,000	
	<b>01A03</b>	Wages given {Rupees}	**	21,09,37,59,000	
<b>2</b>	<b><u>National Rural Livelihood Mission (NRLM)</u></b>				
	<b>01F01</b>	Number of SHGs promoted (new and revived) during the financial year {Number}	4,080	4,282	105
	<b>01F02</b>	Number of SHGs provided Revolving Fund (RF) during the financial year {Number}	3,100	5,200	168
	<b>01F03</b>	Number of SHGs provided Community Investment Fund (CIF) during the financial year {Number}	1,800	4,220	234
<b>3</b>	<b><u>Distribution of waste land to the landless</u></b>				
	<b>03E01</b>	Total Land Distributed {Hectare}	**	0	
	<b>03E02</b>	Land Distributed to SC {Hectare}	**	0	
	<b>03E03</b>	Land Distributed to ST {Hectare}	**	0	
	<b>03E04</b>	Land Distributed to Others {Hectare}	**	0	
<b>4</b>	<b><u>Minimum Wages Enforcement (including Farm Labour)</u></b>				
	<b>04B01</b>	Agriculture and Farm Workers: Inspections made {Number}	**	2,511	
	<b>04B02</b>	Agriculture and Farm Workers: Irregularities detected {Number}	**	9	
	<b>04B03</b>	Agriculture and Farm Workers: Irregularities rectified {Number}	**	4	
	<b>04B04</b>	Agriculture and Farm Workers: Claims filed {Number}	**	0	
	<b>04B05</b>	Agriculture and Farm Workers: Claims settled {Number}	**	0	
	<b>04B06</b>	Agriculture and Farm Workers: Prosecution cases Pending {Number}	**	0	
	<b>04B07</b>	Agriculture and Farm Workers: Prosecution cases filed {Number}	**	0	
	<b>04B08</b>	Agriculture and Farm Workers: Prosecution cases decided {Number}	**	0	
	<b>04B10</b>	Agriculture and Farm Workers: Others {Number}	**	0	
<b>5</b>	<b><u>Food Security</u></b>				
	<b><u>Food security-Targeted Public Distribution system (APL+BPL+AAAY)</u></b>				
	<b>05A02</b>	Off take {Tonnes}	*	0	
	<b><u>Food security-Targeted Public Distribution system (only AAAY)</u></b>				
	<b>05B02</b>	Off take {Tonnes}	*	0	
	<b><u>Food Security - Targeted Public Distribution System (Only BPL)</u></b>				
	<b>05D02</b>	Off take {Tonnes}	*	0	
	<b><u>Food Security:National Food Security Act(Normal)-NFSA</u></b>				
	<b>05E02</b>	Off take {Tonnes}	27,91,572	27,23,600	98
	<b><u>Food Security:National Food Security Act(Tide Over)-NFSA</u></b>				
	<b>05F02</b>	Off take {Tonnes}	*	0	
<b>6</b>	<b><u>Rural Housing - Indira Awaas Yojana</u></b>				
	<b>06A01</b>	Houses constructed {Number}	97,145	1,09,982	113
<b>7</b>	<b><u>EWS/LIG Houses in Urban Areas</u></b>				
	<b>06B01</b>	Houses constructed {Number}	10,536	20,703	196

**RAJASTHAN**

Sl. No.	Item Code	Item/Parameter Name {Units}	Target April 2014- March 2015	Achievement April 2014- March 2015	Percent Achievement
(1)	(3)	(4)	(5)	(6)	(6)/(5)
<b>8</b>	<b><u>Rural Areas: National Rural Drinking Water Programme (NRDWP)</u></b>				
	<b>07A03</b>	Habitations covered (Partially covered & Slipped back) {Number}	1,400	1,882	134
	<b>07A04</b>	Coverage of water quality affected habitations {Number}	1,773	1,631	92
<b>9</b>	<b><u>Sanitation Programme in Rural Areas</u></b>				
	<b>08D01</b>	Individual Household latrines constructed {Number}	**	6,53,306	
<b>10</b>	<b><u>Institutional Delivery</u></b>				
	<b>08E01</b>	Delivery in institutions {Number}	**	11,28,168	
<b>11</b>	<b><u>SC Families assisted</u></b>				
	<b>10A02</b>	SC families assisted under SCA to SCSP & NSFDC {Number}	9,931	28,060	283
	<b>10A03</b>	SC students assisted under post matric scholarship {Number}	**	4,26,094	
<b>12</b>	<b><u>Universalization of ICDS Scheme</u></b>				
	<b>12A01</b>	ICDS Blocks Operational (Cumulative) {Number}	304	304	100
<b>13</b>	<b><u>Functional Anganwadis</u></b>				
	<b>12B01</b>	Anganwadis Functional (Cumulative) {Number}	61,111	60,133	98
<b>14</b>	<b><u>No. of Urban poor families assisted under Seven Point Charter</u></b>				
	<b>14A01</b>	Poor Families assisted {Number}	10,772	10,785	100
<b>15</b>	<b><u>Afforestation ( Public and Forest Lands)</u></b>				
	<b>15A01</b>	Area Covered under Plantation {Hectares}	53,155	70,423	132
	<b>15A02</b>	Seedlings planted {Number}	3,45,50,000	4,51,96,200	131
<b>16</b>	<b><u>Rural roads - PMGSY</u></b>				
	<b>17A01</b>	Length of road constructed {Kilometer}	1,550	3,233	209
<b>17</b>	<b><u>Deendaval Upadhyaya Gram Jyoti Yojana (DDUGJY)</u></b>				
	<b>18B01</b>	Villages electrified {Number}	315	349	111
<b>18</b>	<b><u>Energising pump sets</u></b>				
	<b>18D01</b>	Pumps sets energized {Number}	30,000	40,207	134
<b>19</b>	<b><u>Supply of Electricity</u></b>				
	<b>18E02</b>	Electricity supplied {Million Units}	65,717	65,310	99

**Note:**

\* - Target Not Received.

\*\* - Non-Targetable.

**1 Very Good(90% or above of targets)**

01F01, 01F02, 01F03, 05E02, 06A01, 06B01, 07A03, 07A04, 10A02, 12A01, 12B01, 14A01, 15A01, 15A02, 17A01, 18B01, 18D01, 18E02

**SIKKIM**

Sl. No.	Item Code	Item/Parameter Name {Units}	Target	Achievement	Percent Achievement
			April 2014-March 2015	April 2014-March 2015	
(1)	(3)	(4)	(5)	(6)	(6)/(5)
<b>1</b>	<b><u>Employment generation under the NREG Scheme</u></b>				
	<b>01A01</b>	No. of job cards issued {Number}	**	1,501	
	<b>01A02</b>	Employment generated {Number}	**	23,72,946	
	<b>01A03</b>	Wages given {Rupees}	**	62,72,77,000	
<b>2</b>	<b><u>National Rural Livelihood Mission (NRLM)</u></b>				
	<b>01F01</b>	Number of SHGs promoted (new and revived) during the financial year {Number}	108	0	0
	<b>01F02</b>	Number of SHGs provided Revolving Fund (RF) during the financial year {Number}	54	0	0
	<b>01F03</b>	Number of SHGs provided Community Investment Fund (CIF) during the financial year {Number}	54	0	0
<b>3</b>	<b><u>Distribution of waste land to the landless</u></b>				
	<b>03E01</b>	Total Land Distributed {Hectare}	**	0	
	<b>03E02</b>	Land Distributed to SC {Hectare}	**	0	
	<b>03E03</b>	Land Distributed to ST {Hectare}	**	0	
	<b>03E04</b>	Land Distributed to Others {Hectare}	**	0	
<b>4</b>	<b><u>Minimum Wages Enforcement (including Farm Labour)</u></b>				
	<b>04B01</b>	Agriculture and Farm Workers: Inspections made {Number}	**	0	
	<b>04B02</b>	Agriculture and Farm Workers: Irregularities detected {Number}	**	0	
	<b>04B03</b>	Agriculture and Farm Workers: Irregularities rectified {Number}	**	0	
	<b>04B04</b>	Agriculture and Farm Workers: Claims filed {Number}	**	0	
	<b>04B05</b>	Agriculture and Farm Workers: Claims settled {Number}	**	0	
	<b>04B06</b>	Agriculture and Farm Workers: Prosecution cases Pending {Number}	**	0	
	<b>04B07</b>	Agriculture and Farm Workers: Prosecution cases filed {Number}	**	0	
	<b>04B08</b>	Agriculture and Farm Workers: Prosecution cases decided {Number}	**	0	
	<b>04B10</b>	Agriculture and Farm Workers: Others {Number}	**	0	
<b>5</b>	<b><u>Food Security</u></b>				
	<b><u>Food security-Targeted Public Distribution system (APL+BPL+AAV)</u></b>				
	<b>05A02</b>	Off take {Tonnes}	44,283	42,789	97
	<b><u>Food security-Targeted Public Distribution system (only AAV)</u></b>				
	<b>05B02</b>	Off take {Tonnes}	6,936	6,448	93
	<b><u>Food Security - Targeted Public Distribution System (Only BPL)</u></b>				
	<b>05D02</b>	Off take {Tonnes}	11,304	10,362	92
	<b><u>Food Security:National Food Security Act(Normal)-NFSA</u></b>				
	<b>05E02</b>	Off take {Tonnes}	*	0	
	<b><u>Food Security:National Food Security Act(Tide Over)-NFSA</u></b>				
	<b>05F02</b>	Off take {Tonnes}	*	0	
<b>6</b>	<b><u>Rural Housing - Indira Awaas Yojana</u></b>				
	<b>06A01</b>	Houses constructed {Number}	1,834	649	35
<b>7</b>	<b><u>EWS/LIG Houses in Urban Areas</u></b>				
	<b>06B01</b>	Houses constructed {Number}	71	10	14

<b>8</b>	<b><u>Rural Areas: National Rural Drinking Water Programme (NRDWP)</u></b>			
	<b>07A03</b> Habitations covered (Partially covered & Slipped back) {Number}	200	126	63
<b>9</b>	<b><u>Sanitation Programme in Rural Areas</u></b>			
	<b>08D01</b> Individual Household latrines constructed {Number}	**	3,562	
<b>10</b>	<b><u>Institutional Delivery</u></b>			
	<b>08E01</b> Delivery in institutions {Number}	**	7,656	
<b>11</b>	<b><u>SC Families assisted</u></b>			
	<b>10A02</b> SC families assisted under SCA to SCSP & NSFDC {Number}	71	0	0
	<b>10A03</b> SC students assisted under post matric scholarship {Number}	**	0	
<b>12</b>	<b><u>Universalization of ICDS Scheme</u></b>			
	<b>12A01</b> ICDS Blocks Operational (Cumulative) {Number}	13	13	100
<b>13</b>	<b><u>Functional Anganwadis</u></b>			
	<b>12B01</b> Anganwadis Functional (Cumulative) {Number}	1,255	1,275	102
<b>14</b>	<b><u>No. of Urban poor families assisted under Seven Point Charter</u></b>			
	<b>14A01</b> Poor Families assisted {Number}	48	564	1,175
<b>15</b>	<b><u>Afforestation ( Public and Forest Lands)</u></b>			
	<b>15A01</b> Area Covered under Plantation {Hectares}	6,160	4,095	66
	<b>15A02</b> Seedlings planted {Number}	40,04,000	23,07,116	58
<b>16</b>	<b><u>Rural roads - PMGSY</u></b>			
	<b>17A01</b> Length of road constructed {Kilometer}	100	121	121
<b>17</b>	<b><u>Supply of Electricity</u></b>			
	<b>18E02</b> Electricity supplied {Million Units}	399	399	100

**Note:**

\* - Target Not Received.

\*\* - Non-Targetable.

**1** **Very Good(90% or above of targets)**

05A02, 05B02, 05D02, 12A01, 12B01, 14A01, 17A01, 18E02

**2** **Poor(Below 80% of targets)**

01F01, 01F02, 01F03, 06A01, 06B01, 07A03, 10A02, 15A01, 15A02

## TAMIL NADU

Sl. No.	Item Code	Item/Parameter Name {Units}	Target	Achievement	Percent Achievement
			April 2014-March 2015	April 2014-March 2015	
(1)	(3)	(4)	(5)	(6)	(6)/(5)
<b>1</b>	<b><u>Employment generation under the NREG Scheme</u></b>				
	<b>01A01</b>	No. of job cards issued {Number}	**	3,05,832	
	<b>01A02</b>	Employment generated {Number}	**	26,70,72,000	
	<b>01A03</b>	Wages given {Rupees}	**	39,22,66,96,000	
<b>2</b>	<b><u>National Rural Livelihood Mission (NRLM)</u></b>				
	<b>01F01</b>	Number of SHGs promoted (new and revived) during the financial year {Number}	41,770	12,767	31
	<b>01F02</b>	Number of SHGs provided Revolving Fund (RF) during the financial year {Number}	10,000	5,914	59
	<b>01F03</b>	Number of SHGs provided Community Investment Fund (CIF) during the financial year {Number}	4,814	0	0
<b>3</b>	<b><u>Distribution of waste land to the landless</u></b>				
	<b>03E01</b>	Total Land Distributed {Hectare}	**	0	
	<b>03E02</b>	Land Distributed to SC {Hectare}	**	0	
	<b>03E03</b>	Land Distributed to ST {Hectare}	**	0	
	<b>03E04</b>	Land Distributed to Others {Hectare}	**	0	
<b>4</b>	<b><u>Minimum Wages Enforcement (including Farm Labour)</u></b>				
	<b>04B01</b>	Agriculture and Farm Workers: Inspections made {Number}	**	0	
	<b>04B02</b>	Agriculture and Farm Workers: Irregularities detected {Number}	**	0	
	<b>04B03</b>	Agriculture and Farm Workers: Irregularities rectified {Number}	**	0	
	<b>04B04</b>	Agriculture and Farm Workers: Claims filed {Number}	**	0	
	<b>04B05</b>	Agriculture and Farm Workers: Claims settled {Number}	**	0	
	<b>04B06</b>	Agriculture and Farm Workers: Prosecution cases Pending {Number}	**	0	
	<b>04B07</b>	Agriculture and Farm Workers: Prosecution cases filed {Number}	**	0	
	<b>04B08</b>	Agriculture and Farm Workers: Prosecution cases decided {Number}	**	0	
	<b>04B10</b>	Agriculture and Farm Workers: Others {Number}	**	0	
<b>5</b>	<b><u>Food Security</u></b>				
	<b><u>Food security-Targeted Public Distribution system (APL+BPL+AAAY)</u></b>				
	<b>05A02</b>	Off take {Tonnes}	37,22,832	30,82,407	83
	<b><u>Food security-Targeted Public Distribution system (only AAAY)</u></b>				
	<b>05B02</b>	Off take {Tonnes}	7,83,144	7,41,524	95
	<b><u>Food Security - Targeted Public Distribution System (Only BPL)</u></b>				
	<b>05D02</b>	Off take {Tonnes}	12,59,232	10,15,893	81
	<b><u>Food Security:National Food Security Act(Normal)-NFSA</u></b>				
	<b>05E02</b>	Off take {Tonnes}	*	0	
	<b><u>Food Security:National Food Security Act(Tide Over)-NFSA</u></b>				
	<b>05F02</b>	Off take {Tonnes}	*	0	
<b>6</b>	<b><u>Rural Housing - Indira Awaas Yojana</u></b>				
	<b>06A01</b>	Houses constructed {Number}	53,429	43,228	81
<b>7</b>	<b><u>EWS/LIG Houses in Urban Areas</u></b>				
	<b>06B01</b>	Houses constructed {Number}	17,498	12,000	69



<b>8</b>	<b><u>Rural Areas: National Rural Drinking Water Programme (NRDWP)</u></b>			
	<b>07A03</b> Habitations covered (Partially covered & Slipped back) {Number}	4,449	4,449	100
	<b>07A04</b> Coverage of water quality affected habitations {Number}	356	61	17
<b>9</b>	<b><u>Sanitation Programme in Rural Areas</u></b>			
	<b>08D01</b> Individual Household latrines constructed {Number}	**	3,78,162	
<b>10</b>	<b><u>Institutional Delivery</u></b>			
	<b>08E01</b> Delivery in institutions {Number}	**	9,79,343	
<b>11</b>	<b><u>SC Families assisted</u></b>			
	<b>10A02</b> SC families assisted under SCA to SCSP & NSFDC {Number}	13,439	26,585	198
	<b>10A03</b> SC students assisted under post matric scholarship {Number}	**	5,09,984	
<b>12</b>	<b><u>Universalization of ICDS Scheme</u></b>			
	<b>12A01</b> ICDS Blocks Operational (Cumulative) {Number}	434	434	100
<b>13</b>	<b><u>Functional Anganwadis</u></b>			
	<b>12B01</b> Anganwadis Functional (Cumulative) {Number}	55,078	54,439	99
<b>14</b>	<b><u>No. of Urban poor families assisted under Seven Point Charter</u></b>			
	<b>14A01</b> Poor Families assisted {Number}	15,309	26,470	173
<b>15</b>	<b><u>Afforestation ( Public and Forest Lands)</u></b>			
	<b>15A01</b> Area Covered under Plantation {Hectares}	55,071	70,235	128
	<b>15A02</b> Seedlings planted {Number}	3,57,96,000	4,56,52,754	128
<b>16</b>	<b><u>Rural roads - PMGSY</u></b>			
	<b>17A01</b> Length of road constructed {Kilometer}	379	1,965	518
<b>17</b>	<b><u>Deendayal Upadhyaya Gram Jvoti Yojana (DDUGJY)</u></b>			
	<b>18B01</b> Villages electrified {Number}	547	0	0
<b>18</b>	<b><u>Energising pump sets</u></b>			
	<b>18D01</b> Pumps sets energized {Number}	12,000	8,495	71
<b>19</b>	<b><u>Supply of Electricity</u></b>			
	<b>18E02</b> Electricity supplied {Million Units}	95,758	92,750	97

**Note:**

\* - Target Not Received.

\*\* - Non-Targetable.

**1** **Very Good(90% or above of targets)**

05B02, 07A03, 10A02, 12A01, 12B01, 14A01, 15A01, 15A02, 17A01, 18E02

**2** **Good(Between 80% to 90% targets)**

05A02, 05D02, 06A01

**3** **Poor(Below 80% of targets)**

01F01, 01F02, 01F03, 06B01, 07A04, 18B01, 18D01

**TELANGANA**

Sl. No.	Item Code	Item/Parameter Name {Units}	Target April 2014-March 2015	Achievement April 2014-March 2015	Percent Achievement
(1)	(3)	(4)	(5)	(6)	(6)/(5)
<b>1</b>	<b><u>Employment generation under the NREG Scheme</u></b>				
	<b>01A01</b>	No. of job cards issued {Number}	**	1,05,147	
	<b>01A02</b>	Employment generated {Number}	**	10,49,86,000	
	<b>01A03</b>	Wages given {Rupees}	**	11,37,91,71,000	
<b>2</b>	<b><u>National Rural Livelihood Mission (NRLM)</u></b>				
	<b>01F01</b>	Number of SHGs promoted (new and revived) during the financial year {Number}	2,000	8,891	445
	<b>01F02</b>	Number of SHGs provided Revolving Fund (RF) during the financial year {Number}	*	201	
	<b>01F03</b>	Number of SHGs provided Community Investment Fund (CIF) during the financial year {Number}	*	1,906	
<b>3</b>	<b><u>Distribution of waste land to the landless</u></b>				
	<b>03E01</b>	Total Land Distributed {Hectare}	**	905	
	<b>03E02</b>	Land Distributed to SC {Hectare}	**	905	
	<b>03E03</b>	Land Distributed to ST {Hectare}	**	0	
	<b>03E04</b>	Land Distributed to Others {Hectare}	**	0	
<b>4</b>	<b><u>Minimum Wages Enforcement (including Farm Labour)</u></b>				
	<b>04B01</b>	Agriculture and Farm Workers: Inspections made {Number}	**	0	
	<b>04B02</b>	Agriculture and Farm Workers: Irregularities detected {Number}	**	0	
	<b>04B03</b>	Agriculture and Farm Workers: Irregularities rectified {Number}	**	0	
	<b>04B04</b>	Agriculture and Farm Workers: Claims filed {Number}	**	0	
	<b>04B05</b>	Agriculture and Farm Workers: Claims settled {Number}	**	0	
	<b>04B06</b>	Agriculture and Farm Workers: Prosecution cases Pending {Number}	**	0	
	<b>04B07</b>	Agriculture and Farm Workers: Prosecution cases filed {Number}	**	0	
	<b>04B08</b>	Agriculture and Farm Workers: Prosecution cases decided {Number}	**	0	
	<b>04B10</b>	Agriculture and Farm Workers: Others {Number}	**	0	
<b>5</b>	<b><u>Food Security</u></b>				
	<b><u>Food security-Targeted Public Distribution system (APL+BPL+AAAY)</u></b>				
	<b>05A02</b>	Off take {Tonnes}	11,96,445	4,25,164	36
	<b><u>Food security-Targeted Public Distribution system (only AAY)</u></b>				
	<b>05B02</b>	Off take {Tonnes}	2,04,534	81,719	40
	<b><u>Food Security - Targeted Public Distribution System (Only BPL)</u></b>				
	<b>05D02</b>	Off take {Tonnes}	3,28,887	1,42,946	43
	<b><u>Food Security:National Food Security Act(Normal)-NFSA</u></b>				
	<b>05E02</b>	Off take {Tonnes}	*	0	
	<b><u>Food Security:National Food Security Act(Tide Over)-NFSA</u></b>				
	<b>05F02</b>	Off take {Tonnes}	*	0	
<b>6</b>	<b><u>Rural Housing - Indira Awaas Yojana</u></b>				
	<b>06A01</b>	Houses constructed {Number}	67,312	57,437	85
<b>7</b>	<b><u>EWS/LIG Houses in Urban Areas</u></b>				
	<b>06B01</b>	Houses constructed {Number}	5,284	2,168	41

**TELANGANA**

Sl. No.	Item Code	Item/Parameter Name {Units}	Target April 2014-March 2015	Achievement April 2014-March 2015	Percent Achievement
(1)	(3)	(4)	(5)	(6)	(6)/(5)
<b>8</b>	<b><u>Rural Areas: National Rural Drinking Water Programme (NRDWP)</u></b>				
	<b>07A03</b>	Habitations covered (Partially covered & Slipped back) {Number}	1,909	1,894	99
	<b>07A04</b>	Coverage of water quality affected habitations {Number}	148	231	156
<b>9</b>	<b><u>Sanitation Programme in Rural Areas</u></b>				
	<b>08D01</b>	Individual Household latrines constructed {Number}	**	1,30,725	
<b>10</b>	<b><u>Institutional Delivery</u></b>				
	<b>08E01</b>	Delivery in institutions {Number}	**	5,96,872	
<b>11</b>	<b><u>SC Families assisted</u></b>				
	<b>10A02</b>	SC families assisted under SCA to SCSP & NSFDC {Number}	3,215	12,926	402
	<b>10A03</b>	SC students assisted under post matric scholarship {Number}	**	5,47,186	
<b>12</b>	<b><u>Universalization of ICDS Scheme</u></b>				
	<b>12A01</b>	ICDS Blocks Operational (Cumulative) {Number}	193	149	77
<b>13</b>	<b><u>Functional Anganwadis</u></b>				
	<b>12B01</b>	Anganwadis Functional (Cumulative) {Number}	45461	35,308	78
<b>14</b>	<b><u>No. of Urban poor families assisted under Seven Point Charter</u></b>				
	<b>14A01</b>	Poor Families assisted {Number}	5,454	4,025	74
<b>15</b>	<b><u>Afforestation ( Public and Forest Lands)</u></b>				
	<b>15A01</b>	Area Covered under Plantation {Hectares}	199800	80,446	40
	<b>15A02</b>	Seedlings planted {Number}	129870000	4,45,79,000	34
<b>16</b>	<b><u>Rural roads - PMGSY</u></b>				
	<b>17A01</b>	Length of road constructed {Kilometer}	257	163	63
<b>17</b>	<b><u>Energising pump sets</u></b>				
	<b>18D01</b>	Pumps sets energized {Number}	25000	94,069	376
<b>18</b>	<b><u>Supply of Electricity</u></b>				
	<b>18E02</b>	Electricity supplied {Million Units}	43,337	40,644	94

**Note:**

\* - Target Not Received.

\*\* - Non-Targetable.

**1 Very Good(90% or above of targets)**

01F01, 07A03, 07A04, 10A02, 18D02, 18E02

**2 Good(Between 80% to 90% targets)**

06A01

**3 Poor(Below 80% of targets)**

05A02, 05B02, 05D02, 06B01, 12A01, 12B01, 14A01, 15A01, 15A02, 17A01

**TRIPURA**

Sl. No.	Item Code	Item/Parameter Name {Units}	Target	Achievement	Percent Achievement
			April 2014-March 2015	April 2014-March 2015	
(1)	(3)	(4)	(5)	(6)	(6)/(5)
<b>1</b>	<b><u>Employment generation under the NREG Scheme</u></b>				
	<b>01A01</b>	No. of job cards issued {Number}	**	9,522	
	<b>01A02</b>	Employment generated {Number}	**	5,11,78,588	
	<b>01A03</b>	Wages given {Rupees}	**	6,94,73,63,000	
<b>2</b>	<b><u>National Rural Livelihood Mission (NRLM)</u></b>				
	<b>01F01</b>	Number of SHGs promoted (new and revived) during the financial year {Number}	680	175	26
	<b>01F02</b>	Number of SHGs provided Revolving Fund (RF) during the financial year {Number}	1,130	87	8
	<b>01F03</b>	Number of SHGs provided Community Investment Fund (CIF) during the financial year {Number}	566	0	0
<b>3</b>	<b><u>Distribution of waste land to the landless</u></b>				
	<b>03E01</b>	Total Land Distributed {Hectare}	**	0	
	<b>03E02</b>	Land Distributed to SC {Hectare}	**	0	
	<b>03E03</b>	Land Distributed to ST {Hectare}	**	0	
	<b>03E04</b>	Land Distributed to Others {Hectare}	**	0	
<b>4</b>	<b><u>Minimum Wages Enforcement (including Farm Labour)</u></b>				
	<b>04B01</b>	Agriculture and Farm Workers: Inspections made {Number}	**	0	
	<b>04B02</b>	Agriculture and Farm Workers: Irregularities detected {Number}	**	0	
	<b>04B03</b>	Agriculture and Farm Workers: Irregularities rectified {Number}	**	0	
	<b>04B04</b>	Agriculture and Farm Workers: Claims filed {Number}	**	0	
	<b>04B05</b>	Agriculture and Farm Workers: Claims settled {Number}	**	0	
	<b>04B06</b>	Agriculture and Farm Workers: Prosecution cases Pending {Number}	**	0	
	<b>04B07</b>	Agriculture and Farm Workers: Prosecution cases filed {Number}	**	0	
	<b>04B08</b>	Agriculture and Farm Workers: Prosecution cases decided {Number}	**	0	
	<b>04B10</b>	Agriculture and Farm Workers: Others {Number}	**	0	
<b>5</b>	<b><u>Food Security</u></b>				
	<b><u>Food security-Targeted Public Distribution system (APL+BPL+AAJ)</u></b>				
	<b>05A02</b>	Off take {Tonnes}	3,03,249	3,00,224	99
	<b><u>Food security-Targeted Public Distribution system (only AAJ)</u></b>				
	<b>05B02</b>	Off take {Tonnes}	47,520	46,857	99
	<b><u>Food Security - Targeted Public Distribution System (Only BPL)</u></b>				
	<b>05D02</b>	Off take {Tonnes}	76,380	76,380	100
	<b><u>Food Security:National Food Security Act(Normal)-NFSA</u></b>				
	<b>05E02</b>	Off take {Tonnes}	*	0	
	<b><u>Food Security:National Food Security Act(Tide Over)-NFSA</u></b>				
	<b>05F02</b>	Off take {Tonnes}	*	0	
<b>6</b>	<b><u>Rural Housing - Indira Awaas Yojana</u></b>				
	<b>06A01</b>	Houses constructed {Number}	9,550	23,056	241
<b>7</b>	<b><u>EWS/LIG Houses in Urban Areas</u></b>				
	<b>06B01</b>	Houses constructed {Number}	63	184	292

<b>8</b>	<b><u>Rural Areas: National Rural Drinking Water Programme (NRDWP)</u></b>			
	<b>07A03</b> Habitations covered (Partially covered & Slipped back) {Number}	93	595	640
	<b>07A04</b> Coverage of water quality affected habitations {Number}	1,289	939	73
<b>9</b>	<b><u>Sanitation Programme in Rural Areas</u></b>			
	<b>08D01</b> Individual Household latrines constructed {Number}	**	24,869	
<b>10</b>	<b><u>Institutional Delivery</u></b>			
	<b>08E01</b> Delivery in institutions {Number}	**	26,230	
<b>11</b>	<b><u>SC Families assisted</u></b>			
	<b>10A02</b> SC families assisted under SCA to SCSP & NSFDC {Number}	1,019	4,507	442
	<b>10A03</b> SC students assisted under post matric scholarship {Number}	**	6,972	
<b>12</b>	<b><u>Universalization of ICDS Scheme</u></b>			
	<b>12A01</b> ICDS Blocks Operational (Cumulative) {Number}	56	56	100
<b>13</b>	<b><u>Functional Anganwadis</u></b>			
	<b>12B01</b> Anganwadis Functional (Cumulative) {Number}	9,911	9,911	100
<b>14</b>	<b><u>No. of Urban poor families assisted under Seven Point Charter</u></b>			
	<b>14A01</b> Poor Families assisted {Number}	63	0	0
<b>15</b>	<b><u>Afforestation ( Public and Forest Lands)</u></b>			
	<b>15A01</b> Area Covered under Plantation {Hectares}	20,900	16,403	78
	<b>15A02</b> Seedlings planted {Number}	1,35,85,000	1,06,19,000	78
<b>16</b>	<b><u>Rural roads - PMGSY</u></b>			
	<b>17A01</b> Length of road constructed {Kilometer}	250	240	96
<b>17</b>	<b><u>Supply of Electricity</u></b>			
	<b>18E02</b> Electricity supplied {Million Units}	1,242	1,048	84

**Note:**

\* - Target Not Received.

\*\* - Non-Targetable.

**1** **Very Good(90% or above of targets)**

05A02, 05B02, 05D02, 06A01, 06B01, 07A03, 10A02, 12A01, 12B01, 17A01

**2** **Good(Between 80% to 90% targets)**

18E02

**3** **Poor(Below 80% of targets)**

01F01, 01F02, 01F03, 07A04, 14A01, 15A01, 15A02

**UTTARAKHAND**

Sl. No.	Item Code	Item/Parameter Name {Units}	Target	Achievement	Percent Achievement
			April 2014-March 2015	April 2014-March 2015	
(1)	(3)	(4)	(5)	(6)	(6)/(5)
<b>1</b>	<b><u>Employment generation under the NREG Scheme</u></b>				
	<b>01A01</b>	No. of job cards issued {Number}	**	26,149	
	<b>01A02</b>	Employment generated {Number}	**	1,32,15,100	
	<b>01A03</b>	Wages given {Rupees}	**	1,97,33,64,800	
<b>2</b>	<b><u>National Rural Livelihood Mission (NRLM)</u></b>				
	<b>01F01</b>	Number of SHGs promoted (new and revived) during the financial year {Number}	650	548	84
	<b>01F02</b>	Number of SHGs provided Revolving Fund (RF) during the financial year {Number}	200	158	79
	<b>01F03</b>	Number of SHGs provided Community Investment Fund (CIF) during the financial year {Number}	50	0	0
<b>3</b>	<b><u>Distribution of waste land to the landless</u></b>				
	<b>03E01</b>	Total Land Distributed {Hectare}	**	0	
	<b>03E02</b>	Land Distributed to SC {Hectare}	**	0	
	<b>03E03</b>	Land Distributed to ST {Hectare}	**	0	
	<b>03E04</b>	Land Distributed to Others {Hectare}	**	0	
<b>4</b>	<b><u>Minimum Wages Enforcement (including Farm Labour)</u></b>				
	<b>04B01</b>	Agriculture and Farm Workers: Inspections made {Number}	**	0	
	<b>04B02</b>	Agriculture and Farm Workers: Irregularities detected {Number}	**	0	
	<b>04B03</b>	Agriculture and Farm Workers: Irregularities rectified {Number}	**	0	
	<b>04B04</b>	Agriculture and Farm Workers: Claims filed {Number}	**	0	
	<b>04B05</b>	Agriculture and Farm Workers: Claims settled {Number}	**	0	
	<b>04B06</b>	Agriculture and Farm Workers: Prosecution cases Pending {Number}	**	0	
	<b>04B07</b>	Agriculture and Farm Workers: Prosecution cases filed {Number}	**	0	
	<b>04B08</b>	Agriculture and Farm Workers: Prosecution cases decided {Number}	**	0	
	<b>04B10</b>	Agriculture and Farm Workers: Others {Number}	**	0	
<b>5</b>	<b><u>Food Security</u></b>				
	<b><u>Food security-Targeted Public Distribution system (APL+BPL+AAJ)</u></b>				
	<b>05A02</b>	Off take {Tonnes}	5,12,647	5,39,096	105
	<b><u>Food security-Targeted Public Distribution system (only AAJ)</u></b>				
	<b>05B02</b>	Off take {Tonnes}	80,184	1,02,441	128
	<b><u>Food Security - Targeted Public Distribution System (Only BPL)</u></b>				
	<b>05D02</b>	Off take {Tonnes}	1,28,988	1,35,919	105
	<b><u>Food Security:National Food Security Act(Normal)-NFSA</u></b>				
	<b>05E02</b>	Off take {Tonnes}	*	625	
	<b><u>Food Security:National Food Security Act(Tide Over)-NFSA</u></b>				
	<b>05F02</b>	Off take {Tonnes}	*	22	
<b>6</b>	<b><u>Rural Housing - Indira Awaas Yojana</u></b>				
	<b>06A01</b>	Houses constructed {Number}	11,443	6,158	54
<b>7</b>	<b><u>EWS/LIG Houses in Urban Areas</u></b>				
	<b>06B01</b>	Houses constructed {Number}	811	0	0

<b>8</b>	<b><u>Rural Areas: National Rural Drinking Water Programme (NRDWP)</u></b>			
	<b>07A03</b> Habitations covered (Partially covered & Slipped back) {Number}	1,028	969	94
	<b>07A04</b> Coverage of water quality affected habitations {Number}	28	7	25
<b>9</b>	<b><u>Sanitation Programme in Rural Areas</u></b>			
	<b>08D01</b> Individual Household latrines constructed {Number}	**	57,833	
<b>10</b>	<b><u>Institutional Delivery</u></b>			
	<b>08E01</b> Delivery in institutions {Number}	**	1,23,380	
<b>11</b>	<b><u>SC Families assisted</u></b>			
	<b>10A02</b> SC families assisted under SCA to SCSP & NSFDC {Number}	1,567	1,512	96
	<b>10A03</b> SC students assisted under post matric scholarship {Number}	**	74,692	
<b>12</b>	<b><u>Universalization of ICDS Scheme</u></b>			
	<b>12A01</b> ICDS Blocks Operational (Cumulative) {Number}	105	105	100
<b>13</b>	<b><u>Functional Anganwadis</u></b>			
	<b>12B01</b> Anganwadis Functional (Cumulative) {Number}	20,487	19,441	95
<b>14</b>	<b><u>No. of Urban poor families assisted under Seven Point Charter</u></b>			
	<b>14A01</b> Poor Families assisted {Number}	938	1,085	116
<b>15</b>	<b><u>Afforestation ( Public and Forest Lands)</u></b>			
	<b>15A01</b> Area Covered under Plantation {Hectares}	16,000	17,268	108
	<b>15A02</b> Seedlings planted {Number}	1,04,00,000	1,75,09,000	168
<b>16</b>	<b><u>Rural roads - PMGSY</u></b>			
	<b>17A01</b> Length of road constructed {Kilometer}	625	725	116
<b>17</b>	<b><u>Energising pump sets</u></b>			
	<b>18D01</b> Pumps sets energized {Number}	700	1,136	162
<b>18</b>	<b><u>Supply of Electricity</u></b>			
	<b>18E02</b> Electricity supplied {Million Units}	12,445	12,072	97

**Note:**

\* - Target Not Received.

\*\* - Non-Targetable.

**1** **Very Good(90% or above of targets)**

05A02, 05B02, 05D02, 07A03, 10A02, 12A01, 12B01, 14A01, 15A01, 15A02, 17A01, 18D01, 18E02

**2** **Good(Between 80% to 90% targets)**

01F01

**3** **Poor(Below 80% of targets)**

01F02, 01F03, 06A01, 06B01, 07A04

**UTTAR PRADESH**

Sl. No.	Item Code	Item/Parameter Name {Units}	Target	Achievement	Percent Achievement
			April 2014-March 2015	April 2014-March 2015	
(1)	(3)	(4)	(5)	(6)	(6)/(5)
<b>1</b>	<b><u>Employment generation under the NREG Scheme</u></b>				
	<b>01A01</b>	No. of job cards issued {Number}	**	3,15,466	
	<b>01A02</b>	Employment generated {Number}	**	13,07,97,000	
	<b>01A03</b>	Wages given {Rupees}	**	19,81,02,50,000	
<b>2</b>	<b><u>National Rural Livelihood Mission (NRLM)</u></b>				
	<b>01F01</b>	Number of SHGs promoted (new and revived) during the financial year {Number}	6,980	3,741	54
	<b>01F02</b>	Number of SHGs provided Revolving Fund (RF) during the financial year {Number}	4,187	2,003	48
	<b>01F03</b>	Number of SHGs provided Community Investment Fund (CIF) during the financial year {Number}	3,512	150	4
<b>3</b>	<b><u>Distribution of waste land to the landless</u></b>				
	<b>03E01</b>	Total Land Distributed {Hectare}	**	877	
	<b>03E02</b>	Land Distributed to SC {Hectare}	**	354	
	<b>03E03</b>	Land Distributed to ST {Hectare}	**	0	
	<b>03E04</b>	Land Distributed to Others {Hectare}	**	523	
<b>4</b>	<b><u>Minimum Wages Enforcement (including Farm Labour)</u></b>				
	<b>04B01</b>	Agriculture and Farm Workers: Inspections made {Number}	**	0	
	<b>04B02</b>	Agriculture and Farm Workers: Irregularities detected {Number}	**	0	
	<b>04B03</b>	Agriculture and Farm Workers: Irregularities rectified {Number}	**	0	
	<b>04B04</b>	Agriculture and Farm Workers: Claims filed {Number}	**	0	
	<b>04B05</b>	Agriculture and Farm Workers: Claims settled {Number}	**	0	
	<b>04B06</b>	Agriculture and Farm Workers: Prosecution cases Pending {Number}	**	0	
	<b>04B07</b>	Agriculture and Farm Workers: Prosecution cases filed {Number}	**	0	
	<b>04B08</b>	Agriculture and Farm Workers: Prosecution cases decided {Number}	**	0	
	<b>04B10</b>	Agriculture and Farm Workers: Others {Number}	**	0	
<b>5</b>	<b><u>Food Security</u></b>				
	<b><u>Food security-Targeted Public Distribution system (APL+BPL+AAJ)</u></b>				
	<b>05A02</b>	Off take {Tonnes}	72,74,773	62,13,857	85
	<b><u>Food security-Targeted Public Distribution system (only AAJ)</u></b>				
	<b>05B02</b>	Off take {Tonnes}	17,19,696	15,78,078	92
	<b><u>Food Security - Targeted Public Distribution System (Only BPL)</u></b>				
	<b>05D02</b>	Off take {Tonnes}	27,65,484	25,30,851	92
	<b><u>Food Security:National Food Security Act(Normal)-NFSA</u></b>				
	<b>05E02</b>	Off take {Tonnes}	*	0	
	<b><u>Food Security:National Food Security Act(Tide Over)-NFSA</u></b>				
	<b>05F02</b>	Off take {Tonnes}	*	0	
<b>6</b>	<b><u>Rural Housing - Indira Awaas Yojana</u></b>				
	<b>06A01</b>	Houses constructed {Number}	4,25,299	2,76,627	65
<b>7</b>	<b><u>EWS/LIG Houses in Urban Areas</u></b>				
	<b>06B01</b>	Houses constructed {Number}	10,421	3,608	35



<b>8</b>	<b><u>Rural Areas: National Rural Drinking Water Programme (NRDWP)</u></b>			
	<b>07A03</b> Habitations covered (Partially covered & Slipped back) {Number}	23,000	23,000	100
	<b>07A04</b> Coverage of water quality affected habitations {Number}	1,500	244	16
<b>9</b>	<b><u>Sanitation Programme in Rural Areas</u></b>			
	<b>08D01</b> Individual Household latrines constructed {Number}	**	5,15,427	
<b>10</b>	<b><u>Institutional Delivery</u></b>			
	<b>08E01</b> Delivery in institutions {Number}	**	28,34,265	
<b>11</b>	<b><u>SC Families assisted</u></b>			
	<b>10A02</b> SC families assisted under SCA to SCSP & NSFDC {Number}	34,479	70,166	204
	<b>10A03</b> SC students assisted under post matric scholarship {Number}	**	1,06,052	
<b>12</b>	<b><u>Universalization of ICDS Scheme</u></b>			
	<b>12A01</b> ICDS Blocks Operational (Cumulative) {Number}	897	896	100
<b>13</b>	<b><u>Functional Anganwadis</u></b>			
	<b>12B01</b> Anganwadis Functional (Cumulative) {Number}	1,88,075	1,87,511	100
<b>14</b>	<b><u>No. of Urban poor families assisted under Seven Point Charter</u></b>			
	<b>14A01</b> Poor Families assisted {Number}	9,871	874	9
<b>15</b>	<b><u>Afforestation ( Public and Forest Lands)</u></b>			
	<b>15A01</b> Area Covered under Plantation {Hectares}	68,180	57,907	85
	<b>15A02</b> Seedlings planted {Number}	4,43,17,000	9,19,72,739	208
<b>16</b>	<b><u>Rural roads - PMGSY</u></b>			
	<b>17A01</b> Length of road constructed {Kilometer}	1,445	3,696	256
<b>17</b>	<b><u>Deendayal Upadhyaya Gram Jvoti Yojana (DDUGJY)</u></b>			
	<b>18B01</b> Villages electrified {Number}	100	610	610
<b>18</b>	<b><u>Energising pump sets</u></b>			
	<b>18D01</b> Pumps sets energized {Number}	22,058	20,924	95
<b>19</b>	<b><u>Supply of Electricity</u></b>			
	<b>18E02</b> Electricity supplied {Million Units}	1,03,179	87,062	84

**Note:**

\* - Target Not Received.

\*\* - Non-Targetable.

**1** **Very Good(90% or above of targets)**

05B02, 05D02, 07A03, 10A02, 12A01, 12B01, 15A02, 17A01, 18B01, 18D01

**2** **Good(Between 80% to 90% targets)**

05A02, 15A01, 18E02

**3** **Poor(Below 80% of targets)**

01F01, 01F02, 01F03, 06A01, 06B01, 07A04, 14A01

**WEST BENGAL**

Sl. No.	Item Code	Item/Parameter Name {Units}	Target	Achievement	Percent Achievement
			April 2014-March 2015	April 2014-March 2015	
(1)	(3)	(4)	(5)	(6)	(6)/(5)
<b>1</b>	<b><u>Employment generation under the NREG Scheme</u></b>				
	<b>01A01</b>	No. of job cards issued {Number}	**	1,56,691	
	<b>01A02</b>	Employment generated {Number}	**	24,96,69,000	
	<b>01A03</b>	Wages given {Rupees}	**	35,95,30,93,000	
<b>2</b>	<b><u>National Rural Livelihood Mission (NRLM)</u></b>				
	<b>01F01</b>	Number of SHGs promoted (new and revived) during the financial year {Number}	30,500	23,177	76
	<b>01F02</b>	Number of SHGs provided Revolving Fund (RF) during the financial year {Number}	26,500	3,057	12
	<b>01F03</b>	Number of SHGs provided Community Investment Fund (CIF) during the financial year {Number}	1,000	26	3
<b>3</b>	<b><u>Distribution of waste land to the landless</u></b>				
	<b>03E01</b>	Total Land Distributed {Hectare}	**	840	
	<b>03E02</b>	Land Distributed to SC {Hectare}	**	309	
	<b>03E03</b>	Land Distributed to ST {Hectare}	**	126	
	<b>03E04</b>	Land Distributed to Others {Hectare}	**	339	
<b>4</b>	<b><u>Minimum Wages Enforcement (including Farm Labour)</u></b>				
	<b>04B01</b>	Agriculture and Farm Workers: Inspections made {Number}	**	0	
	<b>04B02</b>	Agriculture and Farm Workers: Irregularities detected {Number}	**	0	
	<b>04B03</b>	Agriculture and Farm Workers: Irregularities rectified {Number}	**	0	
	<b>04B04</b>	Agriculture and Farm Workers: Claims filed {Number}	**	0	
	<b>04B05</b>	Agriculture and Farm Workers: Claims settled {Number}	**	0	
	<b>04B06</b>	Agriculture and Farm Workers: Prosecution cases Pending {Number}	**	0	
	<b>04B07</b>	Agriculture and Farm Workers: Prosecution cases filed {Number}	**	0	
	<b>04B08</b>	Agriculture and Farm Workers: Prosecution cases decided {Number}	**	0	
	<b>04B10</b>	Agriculture and Farm Workers: Others {Number}	**	0	
<b>5</b>	<b><u>Food Security</u></b>				
	<b><u>Food security-Targeted Public Distribution system (APL+BPL+AAAY)</u></b>				
	<b>05A02</b>	Off take {Tonnes}	38,60,971	37,52,948	97
	<b><u>Food security-Targeted Public Distribution system (only AAAY)</u></b>				
	<b>05B02</b>	Off take {Tonnes}	6,21,684	5,59,656	90
	<b><u>Food Security - Targeted Public Distribution System (Only BPL)</u></b>				
	<b>05D02</b>	Off take {Tonnes}	15,53,580	16,62,027	107
	<b><u>Food Security:National Food Security Act(Normal)-NFSA</u></b>				
	<b>05E02</b>	Off take {Tonnes}	*	0	
	<b><u>Food Security:National Food Security Act(Tide Over)-NFSA</u></b>				
	<b>05F02</b>	Off take {Tonnes}	*	0	
<b>6</b>	<b><u>Rural Housing - Indira Awaas Yojana</u></b>				
	<b>06A01</b>	Houses constructed {Number}	4,32,803	1,90,511	44
<b>7</b>	<b><u>EWS/LIG Houses in Urban Areas</u></b>				
	<b>06B01</b>	Houses constructed {Number}	11,013	8,318	76

<b>8</b>	<b><u>Rural Areas: National Rural Drinking Water Programme (NRDWP)</u></b>			
	<b>07A03</b> Habitations covered (Partially covered & Slipped back) {Number}	3,420	794	23
	<b>07A04</b> Coverage of water quality affected habitations {Number}	1,200	1,312	109
<b>9</b>	<b><u>Sanitation Programme in Rural Areas</u></b>			
	<b>08D01</b> Individual Household latrines constructed {Number}	**	8,47,080	
<b>10</b>	<b><u>Institutional Delivery</u></b>			
	<b>08E01</b> Delivery in institutions {Number}	**	9,30,269	
<b>11</b>	<b><u>SC Families assisted</u></b>			
	<b>10A02</b> SC families assisted under SCA to SCSP & NSFDC {Number}	17,381	7,95,954	4,579
	<b>10A03</b> SC students assisted under post matric scholarship {Number}	**	0	
<b>12</b>	<b><u>Universalization of ICDS Scheme</u></b>			
	<b>12A01</b> ICDS Blocks Operational (Cumulative) {Number}	576	552	96
<b>13</b>	<b><u>Functional Anganwadis</u></b>			
	<b>12B01</b> Anganwadis Functional (Cumulative) {Number}	1,16,842	1,26,815	109
<b>14</b>	<b><u>No. of Urban poor families assisted under Seven Point Charter</u></b>			
	<b>14A01</b> Poor Families assisted {Number}	9,413	6,50,412	6,910
<b>15</b>	<b><u>Afforestation ( Public and Forest Lands)</u></b>			
	<b>15A01</b> Area Covered under Plantation {Hectares}	8,130	6,396	79
	<b>15A02</b> Seedlings planted {Number}	52,85,000	1,00,18,200	190
<b>16</b>	<b><u>Rural roads - PMGSY</u></b>			
	<b>17A01</b> Length of road constructed {Kilometer}	1,850	1,710	92
<b>17</b>	<b><u>Deendayal Upadhyaya Gram Jvoti Yojana (DDUGJY)</u></b>			
	<b>18B01</b> Villages electrified {Number}	164	79	48
<b>18</b>	<b><u>Energising pump sets</u></b>			
	<b>18D01</b> Pumps sets energized {Number}	422	3,960	938
<b>19</b>	<b><u>Supply of Electricity</u></b>			
	<b>18E02</b> Electricity supplied {Million Units}	47,086	46,827	99

**Note:**

\* - Target Not Received.

\*\* - Non-Targetable.

**1** **Very Good(90% or above of targets)**

05A02, 05B02, 05D02, 07A04, 10A02, 12A01, 12B01, 14A01, 15A02, 17A01, 18D01, 18E02

**2** **Poor(Below 80% of targets)**

01F01, 01F02, 01F03, 06A01, 06B01, 07A03, 15A01, 18B01

**ANDAMAN AND NICOBAR ISLANDS**

Sl. No.	Item Code	Item/Parameter Name {Units}	Target	Achievement	Percent Achievement
			April 2014-March 2015	April 2014-March 2015	
(1)	(3)	(4)	(5)	(6)	(6)/(5)
<b>1</b>	<b><u>Employment generation under the NREG Scheme</u></b>				
	<b>01A01</b>	No. of job cards issued {Number}	**	2,107	
	<b>01A02</b>	Employment generated {Number}	**	5,18,877	
	<b>01A03</b>	Wages given {Rupees}	**	7,55,37,000	
<b>2</b>	<b><u>Distribution of waste land to the landless</u></b>				
	<b>03E01</b>	Total Land Distributed {Hectare}	**	0	
	<b>03E02</b>	Land Distributed to SC {Hectare}	**	0	
	<b>03E03</b>	Land Distributed to ST {Hectare}	**	0	
	<b>03E04</b>	Land Distributed to Others {Hectare}	**	0	
<b>3</b>	<b><u>Minimum Wages Enforcement (including Farm Labour)</u></b>				
	<b>04B01</b>	Agriculture and Farm Workers: Inspections made {Number}	**	481	
	<b>04B02</b>	Agriculture and Farm Workers: Irregularities detected {Number}	**	1,509	
	<b>04B03</b>	Agriculture and Farm Workers: Irregularities rectified {Number}	**	1,509	
	<b>04B04</b>	Agriculture and Farm Workers: Claims filed {Number}	**	0	
	<b>04B05</b>	Agriculture and Farm Workers: Claims settled {Number}	**	0	
	<b>04B06</b>	Agriculture and Farm Workers: Prosecution cases Pending {Number}	**	3	
	<b>04B07</b>	Agriculture and Farm Workers: Prosecution cases filed {Number}	**	0	
	<b>04B08</b>	Agriculture and Farm Workers: Prosecution cases decided {Number}	**	0	
	<b>04B10</b>	Agriculture and Farm Workers: Others {Number}	**	0	
<b>4</b>	<b><u>Food security-</u></b>				
	<b><u>Food security-Targeted Public Distribution system (APL+BPL+AAY)</u></b>				
	<b>05A02</b>	Off take {Tonnes}	34,020	24,727	73
	<b><u>Food security-Targeted Public Distribution system (only AAY)</u></b>				
	<b>05B02</b>	Off take {Tonnes}	1,818	2,089	115
	<b><u>Food Security - Targeted Public Distribution System (Only BPL)</u></b>				
	<b>05D02</b>	Off take {Tonnes}	4,278	3,258	76
	<b><u>Food Security:National Food Security Act(Normal)-NFSA</u></b>				
	<b>05E02</b>	Off take {Tonnes}	*	0	
	<b><u>Food Security:National Food Security Act(Tide Over)-NFSA</u></b>				
	<b>05F02</b>	Off take {Tonnes}	*	0	
<b>5</b>	<b><u>Rural Housing - Indira Awaas Yojana</u></b>				
	<b>06A01</b>	Houses constructed {Number}	867	168	19
<b>6</b>	<b><u>EWS/LIG Houses in Urban Areas</u></b>				
	<b>06B01</b>	Houses constructed {Number}	*	0	

**ANDAMAN AND NICOBAR ISLANDS**

Sl. No.	Item Code	Item/Parameter Name {Units}	Target	Achievement	Percent Achievement
			April 2014-March 2015	April 2014-March 2015	
(1)	(3)	(4)	(5)	(6)	(6)/(5)
<b>7</b>	<b><u>Rural Areas: National Rural Drinking Water Programme (NRDWP)</u></b>				
	<b>07A03</b>	Habitations covered (Partially covered & Slipped back) {Number}	4	7	175
<b>8</b>	<b><u>Sanitation Programme in Rural Areas</u></b>				
	<b>08D01</b>	Individual Household latrines constructed {Number}	**	0	
<b>9</b>	<b><u>Institutional Delivery</u></b>				
	<b>08E01</b>	Delivery in institutions {Number}	**	5,093	
<b>10</b>	<b><u>Universalization of ICDS Scheme</u></b>				
	<b>12A01</b>	ICDS Blocks Operational (Cumulative) {Number}	5	5	100
<b>11</b>	<b><u>Functional Anganwadis</u></b>				
	<b>12B01</b>	Anganwadis Functional (Cumulative) {Number}	713	710	100
<b>12</b>	<b><u>No. of Urban poor families assisted under Seven Point Charter</u></b>				
	<b>14A01</b>	Poor Families assisted {Number}	*	0	
<b>13</b>	<b><u>Afforestation ( Public and Forest Lands)</u></b>				
	<b>15A01</b>	Area Covered under Plantation {Hectares}	1,100	1,184	108
	<b>15A02</b>	Seedlings planted {Number}	7,00,000	6,73,048	96
<b>14</b>	<b><u>Supply of Electricity</u></b>				
	<b>18E02</b>	Electricity supplied {Million Units}	240	180	75

**Note:**

\* - Target Not Received.

\*\* - Non-Targetable.

**1 Very Good(90% or above of targets)**

05B02, 07A03, 12A01, 12B01, 15A01, 15A02

**2 Poor(Below 80% of targets)**

05A02, 05D02, 06A01, 18E02

## CHANDIGARH

Sl. No.	Item Code	Item/Parameter Name {Units}	Target	Achievement	Percent Achievement
			April 2014-March 2015	April 2014-March 2015	
(1)	(3)	(4)	(5)	(6)	(6)/(5)
<b>1</b>	<b><u>Employment generation under the NREG Scheme</u></b>				
	<b>01A01</b>	No. of job cards issued {Number}	**	0	
	<b>01A02</b>	Employment generated {Number}	**	0	
	<b>01A03</b>	Wages given {Rupees}	**	0	
<b>2</b>	<b><u>Distribution of waste land to the landless</u></b>				
	<b>03E01</b>	Total Land Distributed {Hectare}	**	0	
	<b>03E02</b>	Land Distributed to SC {Hectare}	**	0	
	<b>03E03</b>	Land Distributed to ST {Hectare}	**	0	
	<b>03E04</b>	Land Distributed to Others {Hectare}	**	0	
<b>3</b>	<b><u>Minimum Wages Enforcement (including Farm Labour)</u></b>				
	<b>04B01</b>	Agriculture and Farm Workers: Inspections made {Number}	**	297	
	<b>04B02</b>	Agriculture and Farm Workers: Irregularities detected {Number}	**	216	
	<b>04B03</b>	Agriculture and Farm Workers: Irregularities rectified {Number}	**	3	
	<b>04B04</b>	Agriculture and Farm Workers: Claims filed {Number}	**	6	
	<b>04B05</b>	Agriculture and Farm Workers: Claims settled {Number}	**	13	
	<b>04B06</b>	Agriculture and Farm Workers: Prosecution cases Pending {Number}	**	0	
	<b>04B07</b>	Agriculture and Farm Workers: Prosecution cases filed {Number}	**	212	
	<b>04B08</b>	Agriculture and Farm Workers: Prosecution cases decided {Number}	**	101	
	<b>04B10</b>	Agriculture and Farm Workers: Others {Number}	**	0	
<b>4</b>	<b><u>Food Security</u></b>				
	<b><u>Food security-Targeted Public Distribution system (APL+BPL+AAAY)</u></b>				
	<b>05A02</b>	Off take {Tonnes}	*	0	
	<b><u>Food security-Targeted Public Distribution system (only AAAY)</u></b>				
	<b>05B02</b>	Off take {Tonnes}	*	0	
	<b><u>Food Security - Targeted Public Distribution System (Only BPL)</u></b>				
	<b>05D02</b>	Off take {Tonnes}	*	0	
	<b><u>Food Security:National Food Security Act(Normal)-NFSA</u></b>				
	<b>05E02</b>	Off take {Tonnes}	13,096	10,598	81
	<b><u>Food Security:National Food Security Act(Tide Over)-NFSA</u></b>				
	<b>05F02</b>	Off take {Tonnes}	18,116	16,420	91
<b>5</b>	<b><u>EWS/LIG Houses in Urban Areas</u></b>				
	<b>06B01</b>	Houses constructed {Number}	1,746	0	0

<b>6</b>	<b><u>Sanitation Programme in Rural Areas</u></b>			
	<b>08D01</b> Individual Household latrines constructed {Number}	**	0	
<b>7</b>	<b><u>Institutional Delivery</u></b>			
	<b>08E01</b> Delivery in institutions {Number}	**	26,211	
<b>8</b>	<b><u>SC Families assisted</u></b>			
	<b>10A02</b> SC families assisted under SCA to SCSP & NSFDC {Number}	168	1,342	799
	<b>10A03</b> SC students assisted under post matric scholarship {Number}	**	0	
<b>9</b>	<b><u>Universalization of ICDS Scheme</u></b>			
	<b>12A01</b> ICDS Blocks Operational (Cumulative) {Number}	3	3	100
<b>10</b>	<b><u>Functional Anganwadis</u></b>			
	<b>12B01</b> Anganwadis Functional (Cumulative) {Number}	500	500	100
<b>11</b>	<b><u>No. of Urban poor families assisted under Seven Point Charter</u></b>			
	<b>14A01</b> Poor Families assisted {Number}	1,814	328	18
<b>12</b>	<b><u>Afforestation ( Public and Forest Lands)</u></b>			
	<b>15A01</b> Area Covered under Plantation {Hectares}	155	126	81
	<b>15A02</b> Seedlings planted {Number}	1,01,000	82,150	81
<b>13</b>	<b><u>Supply of Electricity</u></b>			
	<b>18E02</b> Electricity supplied {Million Units}	1,616	1,616	100

**Note:**

\* - Target Not Received.

\*\* - Non-Targetable.

**1** **Very Good(90% or above of targets)**

05F02, 10A02, 12A01, 12B01, 18E02

**2** **Good(Between 80% to 90% targets)**

05E02, 15A01, 15A02

**3** **Poor(Below 80% of targets)**

06B01, 14A01

**DADRA AND NAGAR HAVELI**

Sl. No.	Item Code	Item/Parameter Name {Units}	Target	Achievement	Percent Achievement
			April 2014-March 2015	April 2014-March 2015	
(1)	(3)	(4)	(5)	(6)	(6)/(5)
<b>1</b>	<b><u>Employment generation under the NREG Scheme</u></b>				
	<b>01A01</b>	No. of job cards issued {Number}	**	0	
	<b>01A02</b>	Employment generated {Number}	**	6,699	
	<b>01A03</b>	Wages given {Rupees}	**	27,35,000	
<b>2</b>	<b><u>Distribution of waste land to the landless</u></b>				
	<b>03E01</b>	Total Land Distributed {Hectare}	**	0	
	<b>03E02</b>	Land Distributed to SC {Hectare}	**	0	
	<b>03E03</b>	Land Distributed to ST {Hectare}	**	0	
	<b>03E04</b>	Land Distributed to Others {Hectare}	**	0	
<b>3</b>	<b><u>Minimum Wages Enforcement (including Farm Labour)</u></b>				
	<b>04B01</b>	Agriculture and Farm Workers: Inspections made {Number}	**	11	
	<b>04B02</b>	Agriculture and Farm Workers: Irregularities detected {Number}	**	0	
	<b>04B03</b>	Agriculture and Farm Workers: Irregularities rectified {Number}	**	0	
	<b>04B04</b>	Agriculture and Farm Workers: Claims filed {Number}	**	0	
	<b>04B05</b>	Agriculture and Farm Workers: Claims settled {Number}	**	0	
	<b>04B06</b>	Agriculture and Farm Workers: Prosecution cases Pending {Number}	**	0	
	<b>04B07</b>	Agriculture and Farm Workers: Prosecution cases filed {Number}	**	0	
	<b>04B08</b>	Agriculture and Farm Workers: Prosecution cases decided {Number}	**	0	
	<b>04B10</b>	Agriculture and Farm Workers: Others {Number}	**	0	
<b>4</b>	<b><u>Food Security</u></b>				
	<b><u>Food security-Targeted Public Distribution system (APL+BPL+AAAY)</u></b>				
	<b>05A02</b>	Off take {Tonnes}	10,470	12,436	119
	<b><u>Food security-Targeted Public Distribution system (only AAAY)</u></b>				
	<b>05B02</b>	Off take {Tonnes}	2,196	2,720	124
	<b><u>Food Security - Targeted Public Distribution System (Only BPL)</u></b>				
	<b>05D02</b>	Off take {Tonnes}	5,028	5,239	104
	<b><u>Food Security:National Food Security Act(Normal)-NFSA</u></b>				
	<b>05E02</b>	Off take {Tonnes}	*	0	
	<b><u>Food Security:National Food Security Act(Tide Over)-NFSA</u></b>				
	<b>05F02</b>	Off take {Tonnes}	*	0	
<b>5</b>	<b><u>Rural Housing - Indira Awaas Yojana</u></b>				
	<b>06A01</b>	Houses constructed {Number}	223	0	0
<b>6</b>	<b><u>EWS/LIG Houses in Urban Areas</u></b>				
	<b>06B01</b>	Houses constructed {Number}	30	0	0



<b>7</b>	<b><u>Sanitation Programme in Rural Areas</u></b>			
	<b>08D01</b> Individual Household latrines constructed {Number}	**	0	
<b>8</b>	<b><u>Institutional Delivery</u></b>			
	<b>08E01</b> Delivery in institutions {Number}	**	7,493	
<b>9</b>	<b><u>SC Families assisted</u></b>			
	<b>10A02</b> SC families assisted under SCA to SCSP & NSFDC {Number}	3	0	0
<b>10</b>	<b><u>Universalization of ICDS Scheme</u></b>			
	<b>12A01</b> ICDS Blocks Operational (Cumulative) {Number}	2	2	100
<b>11</b>	<b><u>Functional Anganwadis</u></b>			
	<b>12B01</b> Anganwadis Functional (Cumulative) {Number}	271	268	99
<b>12</b>	<b><u>No. of Urban poor families assisted under Seven Point Charter</u></b>			
	<b>14A01</b> Poor Families assisted {Number}	29	0	0
<b>13</b>	<b><u>Afforestation ( Public and Forest Lands)</u></b>			
	<b>15A01</b> Area Covered under Plantation {Hectares}	220	220	100
	<b>15A02</b> Seedlings planted {Number}	1,43,000	3,52,200	246
<b>14</b>	<b><u>Energising pump sets</u></b>			
	<b>18D01</b> Pumps sets energized {Number}	20	0	0
<b>15</b>	<b><u>Supply of Electricity</u></b>			
	<b>18E02</b> Electricity supplied {Million Units}	5,307	5,304	100

**Note:**

\* - Target Not Received.

\*\* - Non-Targetable.

**1** **Very Good(90% or above of targets)**

05A02, 05B02, 05D02, 12A01, 12B01, 15A01, 15A02, 18E02

**2** **Poor(Below 80% of targets)**

06A01, 06B01, 10A02, 14A01, 18D01

**DAMAN AND DIU**

Sl. No.	Item Code	Item/Parameter Name {Units}	Target	Achievement	Percent Achievement
			April 2014-March 2015	April 2014-March 2015	
(1)	(3)	(4)	(5)	(6)	(6)/(5)
<b>1</b>	<b><u>Employment generation under the NREG Scheme</u></b>				
	<b>01A01</b>	No. of job cards issued {Number}	**	0	
	<b>01A02</b>	Employment generated {Number}	**	0	
	<b>01A03</b>	Wages given {Rupees}	**	0	
<b>2</b>	<b><u>Distribution of waste land to the landless</u></b>				
	<b>03E01</b>	Total Land Distributed {Hectare}	**	0	
	<b>03E02</b>	Land Distributed to SC {Hectare}	**	0	
	<b>03E03</b>	Land Distributed to ST {Hectare}	**	0	
	<b>03E04</b>	Land Distributed to Others {Hectare}	**	0	
<b>3</b>	<b><u>Minimum Wages Enforcement (including Farm Labour)</u></b>				
	<b>04B01</b>	Agriculture and Farm Workers: Inspections made {Number}	**	24	
	<b>04B02</b>	Agriculture and Farm Workers: Irregularities detected {Number}	**	0	
	<b>04B03</b>	Agriculture and Farm Workers: Irregularities rectified {Number}	**	0	
	<b>04B04</b>	Agriculture and Farm Workers: Claims filed {Number}	**	0	
	<b>04B05</b>	Agriculture and Farm Workers: Claims settled {Number}	**	0	
	<b>04B06</b>	Agriculture and Farm Workers: Prosecution cases Pending {Number}	**	0	
	<b>04B07</b>	Agriculture and Farm Workers: Prosecution cases filed {Number}	**	0	
	<b>04B08</b>	Agriculture and Farm Workers: Prosecution cases decided {Number}	**	0	
	<b>04B10</b>	Agriculture and Farm Workers: Others {Number}	**	0	
<b>4</b>	<b><u>Food Security</u></b>				
	<b><u>Food security-Targeted Public Distribution system (APL+BPL+AAAY)</u></b>				
	<b>05A02</b>	Off take {Tonnes}	5,661	2,266	40
	<b><u>Food security-Targeted Public Distribution system (only AAAY)</u></b>				
	<b>05B02</b>	Off take {Tonnes}	636	336	53
	<b><u>Food Security - Targeted Public Distribution System (Only BPL)</u></b>				
	<b>05D02</b>	Off take {Tonnes}	1,044	837	80
	<b><u>Food Security:National Food Security Act(Normal)-NFSA</u></b>				
	<b>05E02</b>	Off take {Tonnes}	*	0	
	<b><u>Food Security:National Food Security Act(Tide Over)-NFSA</u></b>				
	<b>05F02</b>	Off take {Tonnes}	*	0	
<b>5</b>	<b><u>Rural Housing - Indira Awaas Yojana</u></b>				
	<b>06A01</b>	Houses constructed {Number}	60	1	2
<b>6</b>	<b><u>EWS/LIG Houses in Urban Areas</u></b>				
	<b>06B01</b>	Houses constructed {Number}	*	0	

<b>7</b>	<b><u>Sanitation Programme in Rural Areas</u></b>			
	<b>08D01</b> Individual Household latrines constructed {Number}	**	0	
<b>8</b>	<b><u>Institutional Delivery</u></b>			
	<b>08E01</b> Delivery in institutions {Number}	**	3,689	
<b>9</b>	<b><u>SC Families assisted</u></b>			
	<b>10A02</b> SC families assisted under SCA to SCSP & NSFDC {Number}	3	0	0
	<b>10A03</b> SC students assisted under post matric scholarship {Number}	**	83	
<b>10</b>	<b><u>Universalization of ICDS Scheme</u></b>			
	<b>12A01</b> ICDS Blocks Operational (Cumulative) {Number}	2	2	100
<b>11</b>	<b><u>Functional Anganwadis</u></b>			
	<b>12B01</b> Anganwadis Functional (Cumulative) {Number}	107	102	95
<b>12</b>	<b><u>No. of Urban poor families assisted under Seven Point Charter</u></b>			
	<b>14A01</b> Poor Families assisted {Number}	*	0	
<b>13</b>	<b><u>Afforestation ( Public and Forest Lands)</u></b>			
	<b>15A01</b> Area Covered under Plantation {Hectares}	10	11	110
	<b>15A02</b> Seedlings planted {Number}	7,000	16,081	230
<b>14</b>	<b><u>Energising pump sets</u></b>			
	<b>18D01</b> Pumps sets energized {Number}	25	54	216
<b>15</b>	<b><u>Supply of Electricity</u></b>			
	<b>18E02</b> Electricity supplied {Million Units}	2,086	2,086	100

**Note:**

\* - Target Not Received.

\*\* - Non-Targetable.

**1** **Very Good(90% or above of targets)**

12A01, 12B01, 15A01, 15A02, 18D01, 18E02

**2** **Good(Between 80% to 90% targets)**

05D02

**3** **Poor(Below 80% of targets)**

05A02, 05B02, 06A01, 10A02

**LAKSHADWEEP**

Sl. No.	Item Code	Item/Parameter Name {Units}	Target	Achievement	Percent Achievement
			April 2014-March 2015	April 2014-March 2015	
(1)	(3)	(4)	(5)	(6)	(6)/(5)
<b>1</b>	<b><u>Employment generation under the NREG Scheme</u></b>				
	<b>01A01</b>	No. of job cards issued {Number}	**	61	
	<b>01A02</b>	Employment generated {Number}	**	11,543	
	<b>01A03</b>	Wages given {Rupees}	**	22,63,000	
<b>2</b>	<b><u>Distribution of waste land to the landless</u></b>				
	<b>03E01</b>	Total Land Distributed {Hectare}	**	0	
	<b>03E02</b>	Land Distributed to SC {Hectare}	**	0	
	<b>03E03</b>	Land Distributed to ST {Hectare}	**	0	
	<b>03E04</b>	Land Distributed to Others {Hectare}	**	0	
<b>3</b>	<b><u>Minimum Wages Enforcement (including Farm Labour)</u></b>				
	<b>04B01</b>	Agriculture and Farm Workers: Inspections made {Number}	**	0	
	<b>04B02</b>	Agriculture and Farm Workers: Irregularities detected {Number}	**	0	
	<b>04B03</b>	Agriculture and Farm Workers: Irregularities rectified {Number}	**	0	
	<b>04B04</b>	Agriculture and Farm Workers: Claims filed {Number}	**	0	
	<b>04B05</b>	Agriculture and Farm Workers: Claims settled {Number}	**	0	
	<b>04B06</b>	Agriculture and Farm Workers: Prosecution cases Pending {Number}	**	0	
	<b>04B07</b>	Agriculture and Farm Workers: Prosecution cases filed {Number}	**	0	
	<b>04B08</b>	Agriculture and Farm Workers: Prosecution cases decided {Number}	**	0	
	<b>04B10</b>	Agriculture and Farm Workers: Others {Number}	**	0	
<b>4</b>	<b><u>Food Security</u></b>				
	<b><u>Food security-Targeted Public Distribution system (APL+BPL+AAAY)</u></b>				
	<b>05A02</b>	Off take {Tonnes}	4,620	5,044	109
	<b><u>Food security-Targeted Public Distribution system (only AAAY)</u></b>				
	<b>05B02</b>	Off take {Tonnes}	504	1,008	200
	<b><u>Food Security - Targeted Public Distribution System (Only BPL)</u></b>				
	<b>05D02</b>	Off take {Tonnes}	756	756	100
	<b><u>Food Security:National Food Security Act(Normal)-NFSA</u></b>				
	<b>05E02</b>	Off take {Tonnes}	*	0	
	<b><u>Food Security:National Food Security Act(Tide Over)-NFSA</u></b>				
	<b>05F02</b>	Off take {Tonnes}	*	0	
<b>5</b>	<b><u>Rural Housing - Indira Awaas Yojana</u></b>				
	<b>06A01</b>	Houses constructed {Number}	22	51	232

<b>6</b>	<b><u>Sanitation Programme in Rural Areas</u></b>			
	<b>08D01</b> Individual Household latrines constructed {Number}	**	0	
<b>7</b>	<b><u>Institutional Delivery</u></b>			
	<b>08E01</b> Delivery in institutions {Number}	**	937	
<b>8</b>	<b><u>Universalization of ICDS Scheme</u></b>			
	<b>12A01</b> ICDS Blocks Operational (Cumulative) {Number}	9	9	100
<b>9</b>	<b><u>Functional Anganwadis</u></b>			
	<b>12B01</b> Anganwadis Functional (Cumulative) {Number}	107	107	100
<b>10</b>	<b><u>Afforestation ( Public and Forest Lands)</u></b>			
	<b>15A01</b> Area Covered under Plantation {Hectares}	25	0	0
	<b>15A02</b> Seedlings planted {Number}	4,50,000	0	0
<b>11</b>	<b><u>Supply of Electricity</u></b>			
	<b>18E02</b> Electricity supplied {Million Units}	48	48	100

**Note:**

\* - Target Not Received.

\*\* - Non-Targetable.

**1** **Very Good(90% or above of targets)**

05A02, 05B02, 05D02, 06A01, 12A01, 12B01, 18E02

**2** **Poor(Below 80% of targets)**

15A01, 15A02

## **Twenty Point Programme – 2006**

### **List of Twenty Points**

1. Garibi Hatao [Poverty Eradication]
2. Jan Shakti [Power to People]
3. Kisan Mitra [Support to Farmers]
4. Shramik Kalyan [Labour Welfare]
5. Khadya Suraksha [Food Security]
6. Subke Liye Aawas [Housing for All]
7. Shudh Peya Jal [Clean Drinking Water]
8. Jan Jan Ka Swasthya [Health for All]
9. Sabke Liye Shiksha [Education for All]
10. Anusuchit Jaati, Jan Jaati, Alp-sankhyak evam Anya Pichhra Varg Kalyan [Welfare of Scheduled Castes, Scheduled Tribes, Minorities and OBCs]
11. Mahila Kalyan [Women Welfare]
12. Bal Kalyan [Child Welfare]
13. Yuva Vikas [Youth Development]
14. Basti Sudhar [Improvement of Slums]
15. Paryavaran Sanrakshan evam Van Vridhi [Environment Protection and Afforestation]
16. Samajik Suraksha [Social Security]
17. Grameen Sadak [Rural Roads]
18. Grameen Oorja [Energization of Rural Area]
19. Pichhara Kshetra Vikas [Development of Backward Areas]
20. e- Shasan [IT enabled e-Governance]

**LIST OF ITEMS COVERED UNDER (TPP) - 2006**

Point No.	Item No.	Name of the Points/Items
<b>I.</b>		<b>Garibi Hatao [Poverty Eradication]</b>
		<b>Rural Areas</b>
	1.	Employment generation under the <i>Mahatma Gandhi National Rural Employment Guarantee Act (MGNREGA)</i>
	2.	National Rural Livelihood Mission (NRLM)
	3.	Rural Business Hubs in Partnership with Panchayats
	4.	Self Help Groups
		<b>Urban Areas</b>
	5.	<b>Swaranjayanti Shehari Rojgar Yojana</b>
<b>II.</b>		<b>Jan Shakti (Power to People)</b>
	6.	Local Self Government (Panchayati Raj and Urban Local Bodies) <ul style="list-style-type: none"> <li>- Activity Mapping for devolution of functions</li> <li>- Budget Flow of Funds</li> <li>- Assignment of Functionaries</li> </ul>
	7.	Quick and Inexpensive Justice – Gram Nyayalayas and Nyaya Panchayats.
	8.	District Planning Committees.
<b>III.</b>		<b>Kisan Mitra [Support to Farmers]</b>
	9.	Water shed development
	10.	Marketing and infrastructural support to farmers
	11.	Irrigation facilities (including minor and micro irrigation) for agriculture
	12.	Credit to farmers
	13.	Distribution of waste land to the landless
<b>IV.</b>		<b>Shramik Kalyan [Labour Welfare]</b>
	14.	Social Security for Agricultural and Unorganised Labour
	15.	Minimum Wages Enforcement (including Farm Labour)
	16.	Prevention of Child Labour
	17.	Welfare of Women Labour
<b>V.</b>		<b>Khadya Suraksha [Food Security ]</b>
	18.	<b>Food Security:</b> <ul style="list-style-type: none"> <li>(i) Targeted Public Distribution System (TPDS)/ National Food Security Act (NFSA)</li> <li>(ii) Antyodaya Anna Yojana,</li> <li>(iii) Establishing Grain banks in chronically food scarcity areas</li> </ul>
<b>VI.</b>		<b>Subke Liye Aawas [Housing for All]</b>
	19	Rural Housing - Indira Awaas Yojana
	20.	EWS/LIG Houses in Urban Areas

Contd.....

Point No.	Item No.	Name of the Points/Items
<b>VII.</b>		<b>Shudh Peya Jal [Clean Drinking Water]</b>
	<b>21.</b>	Rural Areas. - National Rural Drinking Water Programme-( <i>NRDWP</i> )
	<b>22.</b>	Urban Areas: - Accelerated Urban Water Supply Programme
<b>VIII.</b>		<b>Jan Jan Ka Swasthya [Health for All]</b>
	<b>23.</b>	Control and prevention of major diseases: (a) HIV/AIDS (b) TB (c) Malaria (d) Leprosy (e) Blindness
	<b>24.</b>	National Rural Health Mission
	<b>25.</b>	Immunisation of Children
	<b>26.</b>	Sanitation Programme in - Rural Areas - Urban areas
	<b>27.</b>	Institutional Delivery
	<b>28.</b>	Prevention of Female Foeticide
	<b>29.</b>	Supplementary nutrition for Mothers and Children
	<b>30.</b>	Two Child norms
<b>IX.</b>		<b>Sabke Liye Shiksha [Education for All]</b>
	<b>31.</b>	Sarv Shiksha Abhiyan - Compulsory Elementary Education
	<b>32.</b>	Mid Day Meal Scheme
<b>X.</b>		<b>Anusuchit Jaati, Jan Jaati, Alp-sankhyak evam Anya Pichhra Varg Kalyan [Welfare of Scheduled Castes, Scheduled Tribes, Minorities and OBCs]</b>
	<b>33.</b>	SC Families assisted (a) SC families assisted under SCA to SCSP & NSFDC (b) SC students assisted under post matric scholarship
	<b>34.</b>	Rehabilitation of Scavengers
	<b>35.</b>	ST Families assisted
	<b>36.</b>	Rights of Forest dwellers – Owners of minor forest produce
	<b>37.</b>	Particularly Vulnerable Tribal Groups (PTGs)
	<b>38.</b>	No alienation of Tribal lands
	<b>39.</b>	Implementation of Panchayats (Extension to Scheduled Areas) Act [PESA]
	<b>40.</b>	Welfare of minorities
	<b>41.</b>	Professional education among all minority communities
	<b>42.</b>	Reservation of OBCs in - Education - Employment
<b>XI.</b>		<b>Mahila Kalyan [Women Welfare]</b>
	<b>43.</b>	Financial Assistance for Women Welfare
	<b>44.</b>	Improved participation of women in (a) Panchayats (b) Municipalities (c) State Legislatures (d) Parliament

Contd.....



Point No.	Item No.	Name of the Points/Items
<b>XII.</b>		<b>(Child Welfare)</b>
	<b>45.</b>	Universalisation of ICDS Scheme
	<b>46.</b>	Functional Anganwadis
<b>XIII.</b>		<b>[Youth Development]</b>
	<b>47.</b>	Sports for all in Rural and Urban areas
	<b>48.</b>	Rashtriya Sadbhavana Yojana
	<b>49.</b>	National Service Scheme (NSS)
<b>XIV.</b>		<b>Basti Sudhar [Improvement of Slums]</b>
	<b>50.</b>	Number of Urban poor families assisted under seven point charter viz. land tenure, housing at affordable cost, water, sanitation, health, education, and social security.
<b>XV.</b>		<b>Paryavaran Sanrakshan evam Van Vridhi [Environment Protection and Afforestation]</b>
	<b>51.</b>	Afforestation (a) Area Covered under Plantation on - Public and Forest Lands <b><u>(b) Number of Seedlings planted on -Public and Forest Lands</u></b>
	<b>52.</b>	Prevention of pollution of Rivers and water bodies
	<b>53.</b>	Solid and liquid waste management in - Rural Areas - Urban Areas
<b>XVI.</b>		<b>Samajik Suraksha [Social Security]</b>
	<b>54.</b>	Rehabilitation of handicapped and orphans.
	<b>55.</b>	Welfare of the aged
<b>XVII.</b>		<b>Grameen Sadak [Rural Roads]</b>
	<b>56.</b>	Rural Roads - PMGSY
<b>XVIII.</b>		<b>Grameen Oorja [Energization of Rural Area]</b>
	<b>57.</b>	Bio-diesel Production
	<b>58.</b>	Deendayal Upadhyaya Gram Jyoti Yojana
	<b>59.</b>	Renewable Energy
	<b>60.</b>	Energising Pump sets
	<b>61.</b>	Supply of Electricity
	<b>62.</b>	Supply of Kerosene and LPG
<b>XIX.</b>		<b>Pichhara Kshetra Vikas [Development of Backward Areas]</b>
	<b>63.</b>	Backward Regions Grants Fund (BRGF)
<b>XX.</b>		<b>e- Shasan [IT enabled e-Governance]</b>
	<b>64.</b>	Central and State Governments
	<b>65.</b>	Panchayats and Municipalities

## **Twenty Point Programme – 2006**

### **Quarterly Monitored Items**

1. Employment Generation under *Mahatma Gandhi National Rural Employment Guarantee Scheme (MGNREGA)*
2. **National Rural Livelihood Mission (NRLM)**
  - (i) Number of SHGs promoted (new and revived) during the financial year
  - (ii) Number of SHGs provided Revolving Fund (RF) during the financial year
  - (iii) Number of SHGs provided Community Investment Fund (CIF) during the financial year
3. Distribution of Waste land to landless
4. Minimum Wages Enforcement (including Farm Labour)
5. ***Food Security:***
  - (i) Targeted Public Distribution System (TPDS) for AAY, APL & BPL
  - (ii) *TPDS* for Antyodaya Anna Yojana (AAY) only
  - (iii) *TPDS* for Below Poverty Line (BPL) only
  - (iv) National Food Security Act (NFSA) for Normal
  - (v) National Food Security Act (NFSA) for Tide over
6. Rural Housing for Indira Awaas Yojana (IAY)
7. EWS/LIG Houses in Urban Areas
8. ***Rural Areas***- National Rural Drinking Water Programme- (NRDWP)
  - (i) Coverage of Habitations (Partially Covered & Slipped back)- (*NRDWP*)
  - (ii) Coverage of water quality affected habitations – (*NRDWP*)
9. Sanitation Programme in Rural Areas
10. Institutional Delivery

11. **SC Families assisted**
  - (i) SC Families assisted under SCA to SCSP and NSFDC
  - (ii) SC Students assisted under post-matric scholarship scheme.
12. Universalisation of ICDS Scheme
13. Functional Anganwadis
14. Number of Urban Poor Families assisted under Seven Point Charter viz. land tenure, housing at affordable cost, water, sanitation, health, education, and social security.
15. ***Afforestation:***
  - (a) Area covered under Plantation on - Public and Forest Lands
  - (b) Number of Seedlings planted on -Public and Forest Lands
16. Rural Roads constructed under Prime Minister Grameen Sadak Yojana (PMGSY)
17. Village electrified under Deendayal Upadhyaya Gram Jyoti Yojana (DDUGJY)
18. Energising Pump sets
19. Supply of Electricity

**STATUS OF RECEIPT OF TARGETS FOR QUARTERLY MONITORED ITEMS UNDER  
TPP-2006**

<b>Item No.</b>	<b>Name of the item</b>	<b>Parameter</b>	<b>Parameters/ indicators</b>	<b>Whether State-wise targets fixed by the concerned Administrative Ministries</b>	<b>Whether targets have been received</b>	<b>Nodal Ministry</b>
<b>1</b>	Employment Generation under Mahatma Gandhi National Rural Employment Guarantee Scheme	-	(i) No. of job card issued  (ii) Employment generated  (iii) Wages given	Non-targetable indicator *	-	Ministry of Rural Development
<b>2</b>	<b>National Rural Livelihood Mission (NRLM)</b>	<b>1</b>	(i) Number of SHGs promoted (new and revived) during the financial year	Targets fixed & received from Administrative Ministry	Yes	Ministry of Rural Development
		<b>2</b>	(ii) Number of SHGs provided Revolving Fund (RF) during the financial year	Targets fixed & received from Administrative Ministry	Yes	
		<b>3</b>	(iii) Number of SHGs provided Community Investment Fund (CIF) during the financial year	Targets fixed & received from Administrative Ministry	Yes	
<b>3</b>	Distribution of Waste land to the landless	-	Waste Land distributed (i) Total (ii) SC (iii) ST (iv) Others	Non-targetable indicator *	-	-do-
<b>4</b>	<b>Minimum Wages Enforcement</b> (including Farm Labour)	-	(a) Agriculture and Farm workers (i) Inspections made (ii) Irregularities detected (iii) Irregularities rectified (iv) Claims filed (v) claims settled (vi) Prosecution cases pending (vii) Prosecution cases filed (viii) Prosecution cases decided (b) others	Non-targetable indicator *	-	Ministry of Labour & Employment

Item No.	Name of the item	Parameter	Parameters/ indicators	Whether State-wise targets fixed by the concerned Administrative Ministries	Whether targets have been received	Nodal Ministry
<b>5</b>	<b>Food Security:</b> (i) Targeted Public Distribution System (AAY+APL+BPL) (ii) Antyodaya Anna Yojana (AAY) (iii) Below Poverty Line (BPL) (iv) National Food Security Act (NFSA) (Normal) (v) National Food Security Act (NFSA) (Tide over)	<b>5</b>	Allocation of Food Grains to States/UTs	Targets fixed & received from Administrative Ministry	Yes	Ministry of Consumer Affairs, Food & Public Distribution
		<b>5</b>	Allocation of Food Grains to States/UTs	-do-	Yes	-do-
		<b>6</b>	Allocation of Food Grains to States/UTs	-do-	Yes	-do-
		<b>7</b>	Allocation of Food Grains to States/UTs	-do-	Yes	-do-
		<b>8</b>	Allocation of Food Grains to States/UTs	-do-	Yes	-do-
<b>6</b>	Rural Housing - Indira Awaas Yojana (IAY)	<b>9</b>	Houses constructed	Targets fixed & received from Administrative Ministry.	Yes	Ministry of Rural Development
<b>7</b>	EWS/LIG Houses in Urban Areas	<b>10</b>	Houses constructed	Targets not received from Administrative Ministry. Previous year targets have been adopted.	No	M/o Housing and Urban Poverty Alleviation
<b>8</b>	<b>Rural Areas</b> - National Rural Drinking Water Programme -(NRDWP)	<b>11</b>	(i) Coverage of Habitations (Partially Covered & Slipped back)- (NRDWP)	Targets fixed & received from Administrative Ministry.	Yes	Ministry of Drinking Water and Sanitation
		<b>12</b>	(ii) Coverage of water quality affected habitations – (NRDWP)	-do-	Yes	-do-
<b>9</b>	Sanitation Programme in Rural Areas	-	Individual Household latrines constructed	Non-targetable indicator *	-	Ministry of Drinking Water and Sanitation
<b>10</b>	Institutional Delivery	-	Delivery in Institutions	Non-targetable indicator *	-	Ministry of Health & Family Welfare

Item No.	Name of the item	Parameter	Parameters/ indicators	Whether State-wise targets fixed by the concerned Administrative Ministries	Whether targets have been received	Nodal Ministry
11	SC Families Assisted	13 -	(i) SC Families assisted under SCA to SCSP & NSFDC  (ii) SC Students assisted under Post Matric Scholarship	Targets for item (i) only have been received from Administrative Ministry. Non-targetable indicator *	Yes  -	M/o Social Justice and Empowerment
12	Universalisation of ICDS Scheme	14	ICDS Blocks Operational (Cumulative)	Targets fixed & received from Administrative Ministry	Yes	Ministry of Women and Child Development
13	Functional Anganwadis	15	Anganwadis Functional (cumulative)	Targets fixed & received from Administrative Ministry	Yes	Ministry of Women and Child Development
14	Number of Urban poor families assisted under seven point charter viz. land tenure, housing at affordable cost, water, sanitation, health, education, and social security.	16	Poor Families assisted	Targets not received from Administrative Ministry. Previous year targets have been adopted.	No	M/o Housing and Urban Poverty Alleviation
15	<b>Afforestation:</b> (a) Area Covered under Plantation on - Public and Forest Lands (b) Number of Seedlings planted on -Public and Forest Lands	17 18	(a) Area Covered under Plantation on - Public and Forest Lands  (b)Number of Seedlings	Targets fixed & received from Administrative Ministry  Targets fixed & received from Administrative Ministry	Yes  Yes	Ministry of Environment and Forest  do
16	Rural Roads – PMGSY	19	Length of Road constructed	Targets not received from Administrative Ministry. Previous year targets have been adopted.	No	Ministry of Rural Development
17	Village electrified under Deendayal Upadhyaya Gram Jyoti Yojana (DDUGJY)	20	Villages electrified	Targets fixed & received from Administrative Ministry	Yes	Ministry of Power

Item No.	Name of the item	Parameter	Parameters/ indicators	Whether State-wise targets fixed by the concerned Administrative Ministries	Whether targets have been received	Nodal Ministry
18	Energising Pump sets	21	Pumpsets Energised	Administrative Ministry has suggested the States/UTs to fix their own targets.	Except Chhatisgarh , Goa, Gujarat, Haryana and Tamil Nadu none of the States have provided the targets so far. Previous year targets have been repeated.	-do-
19	Supply of Electricity	22	Electricity demanded	Targets fixed & received from Administrative Ministry	Yes	-do-

*\* The items where Administrative Ministries have not fixed State-wise targets, are not monitored for performance analysis. These items are normally demand driven and are accordingly monitored for actual achievements only.*

## Twenty Point Programme – 2006

### Items/Parameters identified for appraisal

For the purpose of quarterly appraisal, the performance of States under TPP-2006 is evaluated on the following 22 Parameters, contained in 14 Items and as per State/UT wise targets fixed by the Central Administrative Ministries.

Items	Para- meters	Description of Item
1		National Rural Livelihood Mission (NRLM)
	1	(i) Number of SHGs promoted (new and revived) during the financial year
	2	(ii) Number of SHGs provided Revolving Fund (RF) during the financial year
	3	(iii) Number of SHGs provided Community Investment Fund (CIF) during the financial year
2	-	<i>Food Security:</i>
	4	(i) Targeted Public Distribution System (TPDS) for AAY, APL & BPL,
	5	(ii) TPDS for Antyodaya Anna Yojana (AAY) only
	6	(iii) TPDS for Below Poverty Line (BPL) only
	7	(iv) National Food Security Act (NFSA) (Normal)
	8	(v) National Food Security Act (NFSA) (Tide over)
3	9	Rural Housing under Indira Awaas Yojana (IAY)
4	10	EWS/LIG Houses in Urban Areas
5	-	<b><i>Rural Areas: National Rural Drinking Water Programme - (NRDWP)</i></b>
	11	(i) Coverage of Habitations (Partially Covered & Slipped back)- (NRDWP)
	12	(ii) Coverage of Water Quality Affected Habitations – (NRDWP)
6	-	<b><i>SC Families assisted</i></b>
	13	(i) SC families assisted under SCA to SCSP & NSFDC
7	14	Universalisation of ICDS Scheme
8	15	Functional Anganwadis



<b>9</b>	16	Number of urban poor families assisted under Seven Point Charter viz. land tenure, housing at affordable cost, water, sanitation, health, education, and social security.
<b>10</b>	-	<b><i>Afforestation:</i></b>
	17	(i) Area covered under Plantation on- Public and Forest Lands
	18	(ii) Number of Seedlings planted on- Public and Forest Lands
<b>11</b>	19	Rural Roads constructed under Prime Minister Grameen Sadak Yojana (PMGSY)
<b>12</b>	20	Village electrified under Deendayal Upadhyaya Gram Jyoti Yojana (DDUGJY)
<b>13</b>	21	Energising Pump sets
<b>14</b>	22	Supply of Electricity

**List of items where the concerned schemes are yet to be operationalised**

(i) ***Quick and inexpensive justice–Gram Nyayalayas and Nyaya Panchayats***<sup>1</sup>: Ministry of Panchayati Raj is consulting Central Ministries and States/UT Governments regarding draft bill on Nyaya Panchayats.

(ii) ***Sports for all in Rural and Urban Areas***<sup>2</sup> : The scheme titled “Nagar Palika Yuva Krida Aur Khel Abhiyan” for the development of sports infrastructure in urban areas is yet to be approved.

1. when operationalise it will be monitored under Point No. 2 *Jan Shakti (Power to People)* (Item 6)
2. when operationalise it will be monitored under Point No 13 *Yuva Vikas (Youth Development)* (Item 47)

**ABBREVIATIONS USED**

AAY	Antyodaya Anna Yojana
NRDWP	National Rural Drinking Water Programme
DDRS	Deen Dayal Rehabilitation Scheme
EWS	Economically Weaker Section
IAY	Indira Awaas Yojana
ICDS	Integrated Child Development Scheme
LIG	Low Income Group
MWE	Minimum Wages Enforcement
NC	Not Covered
NREGS	National Rural Employment Guarantee Scheme
PC	Partially Covered
PMGSY	Prime Minister Grameen Sadak Yojana
SC	Scheduled Caste
DDUGJY	Deendayal Upadhyaya Gram Jyoti Yojana
SGRY	Sampoorna Grameen Rojgar Yojana
NRLM	National Rural Livelihood Mission
SHG	Self Help Groups
ST	Scheduled Tribe
TPDS	Targeted Public Distribution system
NFSA	National Food Security Act