

TWENTY POINT PROGRAMME-2006
PROGRESS REPORT
FOR THE PERIOD
APRIL 2015 – MARCH 2016



GOVERNMENT OF INDIA
MINISTRY OF STATISTICS AND PROGRAMME IMPLEMENTATION
SARDAR PATEL BHAWAN, SANSAD MARG,
NEW DELHI-110 001

Website: www.mospi.gov.in

CONTENTS

	Page No.
I. Introduction	1

PART-I Overall Performance Analysis

II. Progress Report	2
III. Highlights of Performance	3
Table - A: All India Performance	7
Table - B : State-wise Performance	8
Table - C : State -wise and Item-wise Performance	14

PART- II Performance Tables

Table No.	Description of Item	
1	Employment Generation - <i>MGNREGA</i>	23
2(A)	Number of SHGs promoted (new and revived) during the financial year (NRLM)	24
2(B)	Number of SHGs provided Revolving Fund (RF) during the financial year (NRLM)	26
2(C)	Number of SHGs provided Community Investment Fund (CIF) during the financial year (NRLM)	28
3(A)	Distribution of Waste Land to the Landless	30
3(B)	Waste Land distributed to SC, ST and others	31
4(A)	Minimum Wages Enforcement (including Farm Labour) (i) Inspections made (ii) Irregularities detected (iii) Irregularities rectified	32
4(B)	Minimum Wages Enforcement (including Farm Labour) (i) Claims Filed (ii) Claims Settled	33
4(C)	Minimum Wages Enforcement (including Farm Labour) (i) Prosecution cases pending (ii) Prosecution cases filed (iii) Prosecution cases decided	34
5(A)	<i>Food Security</i> : Targeted Public Distribution System (TPDS) for AAY, APL & BPL,	35
5(B)	<i>Food Security</i> : TPDS for Antyodaya Anna Yojana (AAY) only	37
5(C)	<i>Food Security</i> : TPDS for Below Poverty Line (BPL) only	39
5(D)	<i>Food Security</i> : NFSA for Normal	41
5(E)	<i>Food Security</i> : NFSA for Tide Over	43
6	Rural Housing : Indira Awaas Yojana (IAY)	45

Contd...

Table No.	Description of Item	Page No.
7	EWS/LIG Houses in Urban Areas	47
8	National Rural Drinking Water Programme (NRDWP)	
8(A)	Partially Covered Habitations	49
8(B)	Coverage of Water Quality Affected Habitations	51
9	Sanitation Programme in Rural Areas	53
10	Institutional Delivery	54
11(A)	SC Families assisted under SCA to SCSP & NSFDC	55
11(B)	SC Students assisted under Post-Matric Scholarship	57
12	Universalization of ICDS Scheme	58
13	Functional Anganwadis	60
14	Number of Urban Poor Families assisted under Seven Point Charter	62
15(A)	Afforestation- Area Covered under Plantation (Public and Forest Lands)	63
15(B)	Afforestation: Seedlings Planted (Public and Forest Lands)	65
16	Rural Roads Constructed under (PMGSY)	67
17	Deendayal Upadhyaya Gram Jyoti Yojana (DDUGJY)	69
18	Energising Pump sets	71
19	Supply of Electricity	73

PART- III

State/UT-wise Performance

75

Annexures

Annexure – 1 : List of Twenty Points.	147
Annexure – 2 : List of 65 items to be monitored under TPP-2006	148
Annexure – 3 : List of Quarterly Monitored Items.	151
Annexure – 4 : Status of receipt of targets for Quarterly Monitored Items.	153
Annexure – 5 : List of items/parameters identified for appraisal.	157
Annexure – 6: List of items under TPP-2006 yet to be operationalised	159
Annexure – 7 : Abbreviations used	160

Twenty Point Programme – 2006

An Introduction

The Twenty Point Programme (TPP) was launched by the Government of India in the year 1975 and was restructured in 1982, 1986 and again in 2006. The restructured programme, known as Twenty Point Programme (TPP) – 2006, became operational with effect from 1st April 2007. The programme is meant to give a thrust to schemes relating to poverty alleviation, employment generation in rural areas, housing, education, health & family welfare, protection of environment and many other schemes having a bearing on the quality of life, especially in the rural areas.

2. Twenty Point Programme (TPP) – 2006 originally consisted of 20 Points (**Annexure-1**) and 66 items being monitored individually by Central Nodal Ministries concerned. Up to 2007-08, out of 66 items, 22 items were monitored on monthly basis. In April 2008 *Sampoorna Grameen Rozgar Yojana* (SGRY) has been merged with another item namely *National Rural Employment Guarantee Act* which has been renamed as *Mahatma Gandhi National Rural Employment Guarantee Act since 31st December 2009*. Further, in the 12th Plan *Swarnajayanti Gram Swarozgar Yojana* (SGSY) has been modified and renamed as *National Rural Livelihood Mission (NRLM)*. Targeted Public Distribution System (TPDS) is being gradually replaced with *National Food Security Act (NFSA)*. Presently, 65 items are monitored under TPP-2006. These 65 items consist of 162 identified parameters. The list of 65 items is enclosed at **Annexure-2**.

3. Out of 65 items, 19 items (earlier 20) measured on 37 parameters are being monitored on quarterly basis during the period 2015-16, of which 21 parameters are monitored against the targets fixed at the beginning of financial year by the Central Nodal Ministries and State Governments (information in respect of 15 items is being collected from various States/ UTs and for remaining 4 items from the concerned Central Nodal Ministries) (**Annexure-3&4**). For the purpose of quarterly performance, these 21 identified parameters have been taken (**Annexure-5**). The remaining items under TPP-2006 are being monitored on annual basis as the information in respect of these items is made available by the concerned Central Nodal Ministries only on annual basis.

4. Some of the schemes/programmes are yet to be operationalised by the Central Nodal Ministries concerned. These items will be monitored only after the schemes come into existence and their frequency of monitoring will also be decided later. The details of such items are available at **Annexure-6**.

5. The monitoring mechanism for TPP-2006 consists of Block level monitoring in addition to District, State and Central level monitoring. Most of the States/Union Territories have constituted Block, District and State level monitoring committees. At the Centre, the progress of individual items is monitored and reviewed by the Departments/Ministries concerned. The Ministry of Statistics & Programme Implementation (MOSPI) monitors the programme/ schemes covered under TPP-2006 on the basis of performance reports received from State Governments and Central Nodal Ministries.

Twenty Point Programme-2006

Progress Report – (April 2015 – March 2016)

1. This progress report of Twenty Point Programme-2006 consists of three parts: **Part-I** contains an analysis of the overall performance, whereas **Part-II** deals with item-wise performance. **Part-III** reflects State/UT wise performance
2. The report is compiled on the basis of data received from the Central Nodal Ministries and State Governments/UT Administrations. Presently, 21 parameters are taken for quarterly performance analysis. The data is received either through web enabled software developed by National Informatics Centre (NIC) Cell in this Ministry or through fax/e-mail/post. The processing of data has been done in association with NIC Cell.
3. The analysis for the period **April 2015 – March 2016** shows that the performance under **sixteen items/parameters** has been '**Very Good**' (90% or above the targets). These items/parameters are:
 - (i) SC families assisted - under SCA to SCSP & NSFDC
 - (ii) Villages electrified - DDUGJY
 - (iii) Pumps sets energized
 - (iv) Seedlings planted (Public and Forest Lands)
 - (v) Number of SHGs provided Revolving Fund (RF) during the financial year - NRLM
 - (vi) Area Covered under Plantation (Public and Forest Lands)
 - (vii) Partially Covered Habitations- NRDWP
 - (viii) Road constructed- PMGSY
 - (ix) Food Security - Targeted Public Distribution System (only BPL)
 - (x) Food security-Targeted Public Distribution system (only AAY)
 - (xi) Houses constructed - IAY
 - (xii) ICDS Blocks Operational (Cum.)
 - (xiii) Supply of Electricity
 - (xiv) Anganwadis Functional (Cum.)
 - (xv) Food security-Targeted Public Distribution system (APL+BPL+AAY)
 - (xvi) Food security-National Food Security Act (Normal)-NFSA
4. There is **one** item/parameter in the category of '**Good**' (80% to 90% of target). This item/parameter is:
 - (i) Food security-National Food Security Act (Tide Over)-NFSA
5. The performance of **four items/parameters** has been '**Poor**' (below 80% of target). These items/parameters are:
 - (i) Coverage of water quality affected habitations - NRDWP
 - (ii) Number of SHGs promoted (new and revived) during the financial year – NRLM
 - (iii) Houses constructed - EWS/LIG
 - (iv) Number of SHGs provided Community Investment Fund (CIF) during the financial year – NRLM
6. Some of items under TPP-2006 namely *Mahatma Gandhi National Rural Employment Guarantee Act (MGNREGA)*, *Sanitation Programme in Rural Area* and *Institutional Delivery* are demand driven, whereas for items like *Distribution of Wasteland to the landless* and *Minimum Wages Enforcement (including Farm Labour)*, concerned administrative ministries are not in position to provide State/UT-wise targets, as such all these items are being monitored without any targets. The parameter "No. of Urban Poor Families Assisted under Seven Point Charter" has been changed from targetable to non-targetable w.e.f April 2015.

TWENTY POINT PROGRAMME - 2006

PART - I

OVERALL PERFORMANCE ANALYSIS

HIGHLIGHTS OF PERFORMANCE

Sl. No.	Item	Achievement for April 2015 - March 2016
1- Employment Generated under MGNREGS.		
	(i) No. of Job cards issued	32,24,415
	(ii) Employment generated	195.79 crore mandays
	(iii) Wages given	Rs.26,445.21 Crore
2- National Rural Livelihood Mission (NRLM)		
	(i) Number of SHGs promoted (new and revived) during the financial year	2,26,536
	(ii) Number of SHGs provided Revolving Fund (RF) during the financial year	188,426
	(iii) Number of SHGs provided Community Investment Fund (CIF) during the financial year	101,076
3- Distribution of waste land to the landless		
	Land distributed	3,868 hectare
4- Minimum Wages Enforcement (Including Farm Labour)		
	(i) No. of Inspections made	1,90,063
	(ii) No. of Irregularities detected	23,357
	(iii) No. of Irregularities rectified	22,531
	(iv) No. of Claims filed	7,052
	(v) No. of Claims settled	6,770
	(vi) No. of Prosecution cases pending	19,369
	(vii) No. of Prosecution cases filed	1,624
	(viii) No. of Prosecution cases decided	707
5- Food Security: (i) TPDS/ NFSA		
	(i) Food Security: Targeted Public Distribution System (TPDS)	495.94 lakh tonnes
	(ii) Food Security: Antyodaya Anna Yojana (AAY)	47.72 lakh tonnes
	(iii) Food Security: Below Poverty Line (BPL)	87.59 lakh tonnes
	(iv) NFSA (Normal)	254.63 lakh tonnes
	(v) NFSA (Tide Over)	5.09 lakh tonnes
6- Rural Housing-Indira Awaas Yojana		
	No. of Houses constructed	20,80,530
7- EWS/LIG Houses in Urban Areas		
	No. of Houses constructed	1,09,518

Sl. No.	Item	Achievement for April 2015 - March 2016
8- Rural Areas. - National Rural Drinking Water Programme-(NRDWP)		
	(i) Partially Covered Habitations - (NRDWP)	54,979
	(ii) Coverage of Water Quality Affected Habitations – (NRDWP)	7,621
9- Sanitation Programme in Rural Areas		
	No. of Individual household latrines constructed	1,27,41,367
10- Institutional Delivery		
	No. of Deliveries in Institutions	161.17 lakh
11- SC Families Assisted		
	(i) No. of SC Families assisted under SCA to SCSP & NSFDC	3.88 lakh
	(ii) No. of SC Students assisted under post matric scholarship	49.15 Lakh
12- Universalisation of ICDS Schemes		
	No. of ICDS Blocks Operational (Cum.)	7,029
13- Functional Anganwadis		
	No. of Anganwadis Functional (Cum.)	13.47 lakh
14- Number of Urban poor families assisted under Seven Point Charter viz. land tenure, housing at affordable cost, water, sanitation, health, education, and social security.		
	No. of Poor Families assisted	25.77 lakh
15- Afforestation:		
	(i) Area covered under Plantation (Public and Forest Lands)	13,81,596 hectares
	(ii) No. of Seedlings planted (Public and Forest Lands)	97.38 crore
16- Rural Road- Prime Minister Grameen Sadak Yojana (PMGSY)		
	Length of Road constructed	30,187 Kms
17- DeendayalUpadhyaya Gram Jyoti Yojana (DDUGJY)		
	No.of Villages electrified	7,108
18- Energized Pumps sets		
	No. of Pumps sets energized	6,87,248
19- Supply of Electricity		
	Electricity supplied	10,72,848 Million Units(MU)

Note:-

(i) Progress reports of seven States i.e. Arunachal Pradesh, Jharkhand, Manipur, Mizoram, Nagaland, Odisha and Tripura, were not received till scheduled date. The latest available information has been considered in the report for these 07 States.

(ii) Achievement figures in respect of “No. of Job Cards issued under MGNREGA” have been worked out from the MIS of MGNREGA of M/o Rural Development (www.nrega.nic.in).

(iii) Figures for “No. of Villages Electrified” have been taken as made available by M/o Power.

ACHIEVEMENT HIGHLIGHTS

PERFORMANCE DURING April 2015 to March 2016

The cumulative performance during April 2015 to March 2016 has been "Very Good" for 16 item(s), "Good" for 1 item(s), and "Poor" for 4 item(s).

A. "Very Good" Performance (90% or above of targets)

<u>S.No.</u>	<u>Items</u>	<u>% Achievement</u>
1	SC families assisted - under SCA to SCSP & NSFDC	218
2	Villages electrified - DDUGJY	203
3	Pumps sets energized	196
4	Seedlings planted (Public and Forest Lands)	128
5	Number of SHGs provided Revolving Fund (RF) during the financial year - NRLM	119
6	Area Covered under Plantation (Public and Forest Lands)	118
7	Partially Covered Habitations – NRDWP	117
8	Road constructed- PMGSY	116
9	Food Security - Targeted Public Distribution System (Only BPL)	105
10	Food security-Targeted Public Distribution System (Only AAY)	103
11	Houses constructed - IAY	100
12	ICDS Blocks Operational (Cum.)	99
13	Supply of Electricity	98
14	Anganwadis Functional (Cum.)	96
15	Food security-Targeted Public Distribution System (APL+BPL+AAY)	95
16	Food Security:National Food Security Act(Normal)-NFSA	90

B. "Good" Performance (80% to 90%)

17	Food Security:National Food Security Act(Tide Over)-NFSA	86
----	--	----

C. Areas of concern-where the performance is below 80%

18	Coverage of water quality affected habitations - NRDWP	75
19	Number of SHGs promoted (new and revived) during the financial year - NRLM	75
20	Houses constructed - EWS/LIG	73
21	Number of SHGs provided Community Investment Fund (CIF) during the financial year - NRLM	54

ALL INDIA PERFORMANCE OF TARGET ORIENTED PARAMETERS DURING APRIL 2015- MARCH 2016

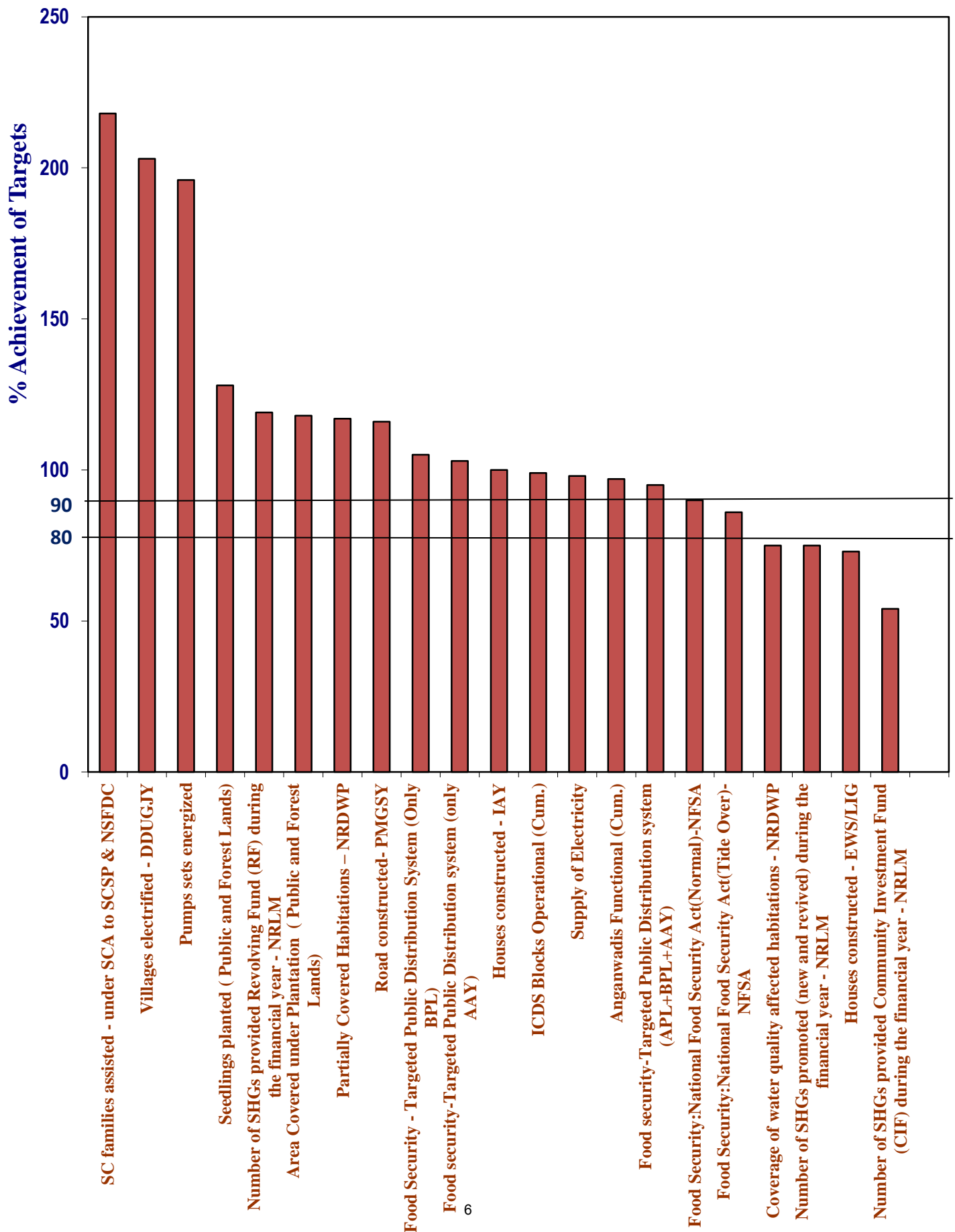


Table - A

**Targets for 2015-2016 & April 2015 to March 2016 and achievements during the period
April 2015 to March 2016**

ALL INDIA PERFORMANCE

Sl. No.	Item Description	Units	Targets	Achievements	% Achievements of Targets during April 2015-March 2016
			2015-2016	April 2015-March 2016	
1	Number of SHGs promoted (new and revived) during the financial year - NRLM	Number	3,03,086	2,26,536	75
2	Number of SHGs provided Revolving Fund (RF) during the financial year - NRLM	Number	1,57,874	1,88,426	119
3	Number of SHGs provided Community Investment Fund (CIF) during the financial year - NRLM	Number	1,88,818	1,01,076	54
4	Food Security:Targeted Public Distribution System(TPDS)	Tonnes	5,23,40,432	4,95,94,204	95
5	Food Security:Antodaya Anna Yojana(AAY)	Tonnes	46,15,715	47,72,078	103
6	Food Security:Targeted Public Distribution System (Only BPL)	Tonnes	83,13,303	87,59,257	105
7	Food Security:National Food Security Act(Normal)-NFSA	Tonnes	2,83,54,345	2,54,62,781	90
8	Food Security:National Food Security Act(Tide Over)-NFSA	Tonnes	5,91,308	5,08,580	86
9	Houses constructed - IAY	Number	20,79,146	20,80,530	100
10	Houses constructed - EWS/LIG	Number	1,49,999	1,09,518	73
11	Partially Covered Habitations – NRDWP	Number	47,080	54,979	117
12	Coverage of water quality affected habitations - NRDWP	Number	10,117	7,621	75
13	SC families assisted - under SCA to SCSP & NSFDC	Number	1,77,699	3,88,006	218
14	ICDS Blocks Operational (Cum.)	Number	7,075	7,029	99
15	Anganwadis Functional (Cum.)	Number	14,00,000	13,47,312	96
16	Area Covered under Plantation (Public and Forest Lands)	Hectares	11,66,651	13,81,596	118
17	Seedlings planted (Public and Forest Lands)	Number	75,83,32,000	97,38,43,399	128
18	Road constructed- PMGSY	Kilometer	26,000	30,187	116
19	Villages electrified - DDUGJY	Number	3,501	7,108	203
20	Pumps sets energized	Number	3,49,954	6,87,248	196
21	Electricity supplied	Million Units	10,96,258	10,72,848	98

Table - B

STATE-WISE PERFORMANCE DURING April 2015 to March 2016 (PERCENT ACHIEVEMENT)

S.No.	Description	ALL INDIA	AP	ARP	AS	BI	CHHA.	DELHI	GOA
1	Number of SHGs promoted (new and revived) during the financial year - NRLM	75	NA	0	121	19	164	NA	NA
2	Number of SHGs provided Revolving Fund (RF) during the financial year - NRLM	119	NA	NA	85	NA	236	NA	NA
3	Number of SHGs provided Community Investment Fund (CIF) during the financial year - NRLM	54	NA	NA	128	119	176	NA	NA
4	Food security-Targeted Public Distribution system (APL+BPL+AAAY)	95	98	100	91	96	100	100	104
5	Food security-Targeted Public Distribution system (only AAY)	103	115	101	101	NA	NA	NA	100
6	Food Security - Targeted Public Distribution System (Only BPL)	105	116	100	101	NA	NA	NA	98
7	Food Security:National Food Security Act(Normal)-NFSA	90	72	NA	70	96	100	100	108
8	Food Security:National Food Security Act(Tide Over)-NFSA	86	123	NA	94	NA	NA	35	100
9	Houses constructed - IAY	100	84	0	33	202	109	NA	227
10	Houses constructed - EWS/LIG	73	34	0	0	67	118	14	NA
11	Partially Covered Habitations – NRDWP	117	211	0	44	142	91	NA	0
12	Coverage of water quality affected habitations - NRDWP	75	45	0	34	96	29	NA	NA
13	SC families assisted - under SCA to SCSP & NSFDC	218	447	NA	352	39	3	31	0
14	ICDS Blocks Operational (Cum.)	99	100	100	100	100	100	100	109
15	Anganwadis Functional (Cum.)	96	100	100	100	80	95	98	99
16	Area Covered under Plantation (Public and Forest Lands)	118	90	4	0	182	265	176	14
17	Seedlings planted (Public and Forest Lands)	128	190	4	0	182	30	176	34
18	Road constructed- PMGSY	116	355	42	68	117	114	NA	NA
19	Villages electrified - DDUGJY	203	NA	NA	779	89	2,700	NA	NA
20	Pumps sets energized	196	289	NA	NA	271	105	NA	96
21	Supply of Electricity	98	100	94	94	99	99	100	100

NA - Not Applicable

Table - B(Contd.)

STATE-WISE PERFORMANCE DURING April 2015 to March 2016 (PERCENT ACHIEVEMENT)

S.No.	Description	ALL INDIA	GUJ	HRY	HP	J&K	JHAR.	KAR	KER
1	Number of SHGs promoted (new and revived) during the financial year - NRLM	75	180	86	979	16	0	232	NA
2	Number of SHGs provided Revolving Fund (RF) during the financial year - NRLM	119	201	98	531	16	0	93	NA
3	Number of SHGs provided Community Investment Fund (CIF) during the financial year - NRLM	54	181	NA	109	13	0	NA	NA
4	Food security-Targeted Public Distribution system (APL+BPL+AAAY)	95	97	98	101	99	75	86	99
5	Food security-Targeted Public Distribution system (only AAY)	103	100	NA	NA	130	115	NA	99
6	Food Security - Targeted Public Distribution System (Only BPL)	105	100	NA	NA	117	114	NA	99
7	Food Security:National Food Security Act(Normal)-NFSA	90	NA	98	100	9	65	86	NA
8	Food Security:National Food Security Act(Tide Over)-NFSA	86	NA	NA	101	1	NA	NA	NA
9	Houses constructed - IAY	100	190	42	113	132	0	126	83
10	Houses constructed - EWS/LIG	73	103	270	90	0	0	674	11
11	Partially Covered Habitations – NRDWP	117	125	129	138	65	0	479	91
12	Coverage of water quality affected habitations - NRDWP	75	100	67	NA	50	0	138	200
13	SC families assisted - under SCA to SCSP & NSFDC	218	115	168	1,874	0	0	128	2,418
14	ICDS Blocks Operational (Cum.)	99	100	100	100	100	91	100	100
15	Anganwadis Functional (Cum.)	96	99	100	100	93	100	98	99
16	Area Covered under Plantation (Public and Forest Lands)	118	108	54	64	125	0	105	29
17	Seedlings planted (Public and Forest Lands)	128	187	64	104	135	0	101	68
18	Road constructed- PMGSY	116	90	89	218	61	39	169	121
19	Villages electrified - DDUGJY	203	NA	NA	100	87	213	NA	NA
20	Pumps sets energized	196	163	74	173	NA	0	140	84
21	Supply of Electricity	98	100	100	99	85	98	95	99

NA - Not Applicable

Table - B(Contd.)

STATE-WISE PERFORMANCE DURING April 2015 to March 2016 (PERCENT ACHIEVEMENT)

S.No.	Description	ALL INDIA	MP	MAH	MANI	MEGH	MIZ	NAGA	ODIS.
1	Number of SHGs promoted (new and revived) during the financial year - NRLM	75	0	78	0	69	0	0	0
2	Number of SHGs provided Revolving Fund (RF) during the financial year - NRLM	119	0	89	NA	43	0	NA	0
3	Number of SHGs provided Community Investment Fund (CIF) during the financial year - NRLM	54	0	47	NA	56	NA	NA	0
4	Food security-Targeted Public Distribution system (APL+BPL+AA Y)	95	94	94	100	93	102	106	88
5	Food security-Targeted Public Distribution system (only AA Y)	103	NA	NA	100	110	111	105	99
6	Food Security - Targeted Public Distribution System (Only BPL)	105	NA	NA	100	111	113	105	99
7	Food Security:National Food Security Act(Normal)-NFSA	90	94	94	NA	0	0	NA	77
8	Food Security:National Food Security Act(Tide Over)-NFSA	86	NA	NA	NA	17	0	NA	NA
9	Houses constructed - IAY	100	0	72	0	29	0	0	284
10	Houses constructed - EWS/LIG	73	0	76	0	87	0	0	90
11	Partially Covered Habitations – NRDWP	117	6	99	125	83	13	0	134
12	Coverage of water quality affected habitations - NRDWP	75	66	77	NA	190	NA	0	63
13	SC families assisted - under SCA to SCSP & NSFDC	218	3	89	0	0	0	NA	598
14	ICDS Blocks Operational (Cum.)	99	100	100	100	100	100	98	100
15	Anganwadis Functional (Cum.)	96	94	88	100	79	88	87	96
16	Area Covered under Plantation (Public and Forest Lands)	118	7	45	20	66	0	0	159
17	Seedlings planted (Public and Forest Lands)	128	9	70	65	107	0	0	138
18	Road constructed- PMGSY	116	43	149	143	148	65	26	103
19	Villages electrified - DDUGJY	203	151	NA	79	4	100	0	6,320
20	Pumps sets energized	196	1,055	NA	NA	NA	NA	NA	557
21	Supply of Electricity	98	100	100	96	94	97	98	99

NA - Not Applicable

Table - B(Contd.)

STATE-WISE PERFORMANCE DURING April 2015 to March 2016 (PERCENT ACHIEVEMENT)

S.No.	Description	ALL							
		INDIA	PUDU	PUN	RAJ	SIK	TN	TG	TRI
1	Number of SHGs promoted (new and revived) during the financial year - NRLM	75	0	264	98	NA	363	NA	0
2	Number of SHGs provided Revolving Fund (RF) during the financial year - NRLM	119	0	174	NA	NA	242	0	0
3	Number of SHGs provided Community Investment Fund (CIF) during the financial year - NRLM	54	0	96	110	NA	38	NA	NA
4	Food security-Targeted Public Distribution system (APL+BPL+AAAY)	95	18	102	96	98	101	87	97
5	Food security-Targeted Public Distribution system (only AAY)	103	46	NA	NA	100	100	98	120
6	Food Security - Targeted Public Distribution System (Only BPL)	105	12	NA	NA	100	101	101	100
7	Food Security:National Food Security Act(Normal)-NFSA	90	NA	102	96	100	NA	83	93
8	Food Security:National Food Security Act(Tide Over)-NFSA	86	NA	NA	NA	79	NA	80	76
9	Houses constructed - IAY	100	0	6	121	3	38	81	0
10	Houses constructed - EWS/LIG	73	0	0	152	0	100	0	NA
11	Partially Covered Habitations – NRDWP	117	0	80	212	182	100	213	29
12	Coverage of water quality affected habitations - NRDWP	75	0	11	92	NA	0	165	24
13	SC families assisted - under SCA to SCSP & NSFDC	218	278	204	236	42	100	1,040	18
14	ICDS Blocks Operational (Cum.)	99	100	100	100	100	100	100	100
15	Anganwadis Functional (Cum.)	96	92	98	97	99	100	100	98
16	Area Covered under Plantation (Public and Forest Lands)	118	215	42	124	28	64	395	14
17	Seedlings planted (Public and Forest Lands)	128	126	42	124	52	64	354	15
18	Road constructed- PMGSY	116	NA	119	121	288	27	179	21
19	Villages electrified - DDUGJY	203	NA	NA	627	NA	NA	NA	225
20	Pumps sets energized	196	136	27	171	NA	136	383	NA
21	Supply of Electricity	98	100	100	100	100	99	99	95

NA - Not Applicable

Table - B(Contd.)

STATE-WISE PERFORMANCE DURING April 2015 to March 2016 (PERCENT ACHIEVEMENT)

S.No.	Description	ALL							
		INDIA	UTTA.	UP	WB	A&N	CHND.	D&N	D&D
1	Number of SHGs promoted (new and revived) during the financial year - NRLM	75	129	362	NA	NA	NA	NA	NA
2	Number of SHGs provided Revolving Fund (RF) during the financial year - NRLM	119	121	16,623	99	NA	NA	NA	NA
3	Number of SHGs provided Community Investment Fund (CIF) during the financial year - NRLM	54	123	NA	84	NA	NA	NA	NA
4	Food security-Targeted Public Distribution system (APL+BPL+AAAY)	95	104	97	92	67	114	99	77
5	Food security-Targeted Public Distribution system (only AAY)	103	112	103	106	55	NA	100	105
6	Food Security - Targeted Public Distribution System (Only BPL)	105	130	102	119	64	NA	100	85
7	Food Security:National Food Security Act(Normal)-NFSA	90	94	87	53	0	106	132	89
8	Food Security:National Food Security Act(Tide Over)-NFSA	86	93	NA	NA	0	120	NA	NA
9	Houses constructed - IAY	100	137	71	86	25	NA	0	0
10	Houses constructed - EWS/LIG	73	0	11	217	NA	0	0	NA
11	Partially Covered Habitations – NRDWP	117	103	100	109	140	NA	NA	NA
12	Coverage of water quality affected habitations - NRDWP	75	62	100	256	NA	NA	NA	NA
13	SC families assisted - under SCA to SCSP & NSFDC	218	116	108	199	NA	586	0	0
14	ICDS Blocks Operational (Cum.)	99	100	100	96	100	100	100	100
15	Anganwadis Functional (Cum.)	96	97	99	106	100	100	77	95
16	Area Covered under Plantation (Public and Forest Lands)	118	112	348	1,623	116	93	112	0
17	Seedlings planted (Public and Forest Lands)	128	152	189	6,643	98	114	233	0
18	Road constructed- PMGSY	116	265	339	161	NA	NA	NA	NA
19	Villages electrified - DDUGJY	203	NA	198	80	NA	NA	NA	NA
20	Pumps sets energized	196	170	93	8,159	NA	NA	0	284
21	Supply of Electricity	98	98	87	100	75	100	100	100

Table - B(Contd.)

STATE-WISE PERFORMANCE DURING April 2015 to March 2016 (PERCENT ACHIEVEMENT)

S.No.	Description	ALL INDIA	LAKS H
1	Number of SHGs promoted (new and revived) during the financial year - NRLM	75	NA
2	Number of SHGs provided Revolving Fund (RF) during the financial year - NRLM	119	NA
3	Number of SHGs provided Community Investment Fund (CIF) during the financial year - NRLM	54	NA
4	Food security-Targeted Public Distribution system (APL+BPL+AAAY)	95	81
5	Food security-Targeted Public Distribution system (only AAY)	103	0
6	Food Security - Targeted Public Distribution System (Only BPL)	105	0
7	Food Security:National Food Security Act(Normal)-NFSA	90	100
8	Food Security:National Food Security Act(Tide Over)-NFSA	86	81
9	Houses constructed - IAY	100	1,444
10	Houses constructed - EWS/LIG	73	NA
11	Partially Covered Habitations – NRDWP	117	NA
12	Coverage of water quality affected habitations - NRDWP	75	NA
13	SC families assisted - under SCA to SCSP & NSFDC	218	NA
14	ICDS Blocks Operational (Cum.)	99	100
15	Anganwadis Functional (Cum.)	96	100
16	Area Covered under Plantation (Public and Forest Lands)	118	0
17	Seedlings planted (Public and Forest Lands)	128	0
18	Road constructed- PMGSY	116	NA
19	Villages electrified - DDUGJY	203	NA
20	Pumps sets energized	196	NA
21	Supply of Electricity	98	100

NA - Not Applicable

Table - C

Items in which the States/UTs performance is Very Good (90% and above),
Good (80% to 90%) and Poor (below 80%) during the period
April 2015 to March 2016

1. ANDHRA PRADESH

Very Good

Food Security:Targeted Public Distribution System(TPDS), Food Security:Antodaya Anna Yojana(AAY), Food Security:Targeted Public Distribution System (Only BPL), Food Security:National Food Security Act(Tide Over)-NFSA, Partially Covered Habitations – NRDWP, SC families assisted - under SCA to SCSP & NSFDC, ICDS Blocks Operational (Cum.), Anganwadis Functional (Cum.), Area Covered under Plantation (Public and Forest Lands), Seedlings planted (Public and Forest Lands), Road constructed- PMGSY, Pumps sets energized, Electricity supplied

Good

Houses constructed - IAY

Poor

Food Security:National Food Security Act(Normal)-NFSA, Houses constructed - EWS/LIG, Coverage of water quality affected habitations - NRDWP

2. ARUNACHAL PRADESH

Very Good

Food Security:Targeted Public Distribution System(TPDS), Food Security:Antodaya Anna Yojana(AAY), Food Security:Targeted Public Distribution System (Only BPL), ICDS Blocks Operational (Cum.), Anganwadis Functional (Cum.), Electricity supplied

Poor

Number of SHGs promoted (new and revived) during the financial year - NRLM, Houses constructed - IAY, Houses constructed - EWS/LIG, Partially Covered Habitations – NRDWP, Coverage of water quality affected habitations - NRDWP, Area Covered under Plantation (Public and Forest Lands), Seedlings planted (Public and Forest Lands), Road constructed- PMGSY

3. ASSAM

Very Good

Number of SHGs promoted (new and revived) during the financial year - NRLM, Number of SHGs provided Community Investment Fund (CIF) during the financial year - NRLM, Food Security:Targeted Public Distribution System(TPDS), Food Security:Antodaya Anna Yojana(AAY), Food Security:Targeted Public Distribution System (Only BPL), Food Security:National Food Security Act(Tide Over)-NFSA, SC families assisted - under SCA to SCSP & NSFDC, ICDS Blocks Operational (Cum.), Anganwadis Functional (Cum.), Villages electrified - DDUGJY, Electricity supplied

Good

Number of SHGs provided Revolving Fund (RF) during the financial year - NRLM

Poor

Food Security:National Food Security Act(Normal)-NFSA, Houses constructed - IAY, Houses constructed - EWS/LIG, Partially Covered Habitations – NRDWP, Coverage of water quality affected habitations - NRDWP, Area Covered under Plantation (Public and Forest Lands), Seedlings planted (Public and Forest Lands), Road constructed- PMGSY

4. BIHAR

Very Good

Number of SHGs provided Community Investment Fund (CIF) during the financial year - NRLM, Food Security:Targeted Public Distribution System(TPDS), Food Security:National Food Security Act(Normal)-NFSA, Houses constructed - IAY, Partially Covered Habitations – NRDWP, Coverage of water quality affected habitations - NRDWP, ICDS Blocks Operational (Cum.), Area Covered under Plantation (Public and Forest Lands), Seedlings planted (Public and Forest Lands), Road constructed- PMGSY, Pumps sets energized, Electricity supplied

Good

Anganwadis Functional (Cum.), Villages electrified - DDUGJY

Poor

Number of SHGs promoted (new and revived) during the financial year - NRLM, Houses constructed - EWS/LIG, SC families assisted - under SCA to SCSP & NSFDC

5. CHHATISGARH

Very Good

Number of SHGs promoted (new and revived) during the financial year - NRLM, Number of SHGs provided Revolving Fund (RF) during the financial year - NRLM, Number of SHGs provided Community Investment Fund (CIF) during the financial year - NRLM, Food Security:Targeted Public Distribution System(TPDS), Food Security:National Food Security Act(Normal)-NFSA, Houses constructed - IAY, Houses constructed - EWS/LIG, Partially Covered Habitations – NRDWP, ICDS Blocks Operational (Cum.), Anganwadis Functional (Cum.), Area Covered under Plantation (Public and Forest Lands), Road constructed- PMGSY, Villages electrified - DDUGJY, Pumps sets energized, Electricity supplied

Poor

Coverage of water quality affected habitations - NRDWP, SC families assisted - under SCA to SCSP & NSFDC, Seedlings planted (Public and Forest Lands)

6. DELHI

Very Good

Food Security:Targeted Public Distribution System(TPDS), Food Security:National Food Security Act(Normal)-NFSA, ICDS Blocks Operational (Cum.), Anganwadis Functional (Cum.), Area Covered under Plantation (Public and Forest Lands), Seedlings planted (Public and Forest Lands), Electricity supplied

Poor

Food Security:National Food Security Act(Tide Over)-NFSA, Houses constructed - EWS/LIG, SC families assisted - under SCA to SCSP & NSFDC

7. GOA

Very Good

Food Security:Targeted Public Distribution System(TPDS), Food Security:Antodaya Anna Yojana(AAY), Food Security:Targeted Public Distribution System (Only BPL), Food Security:National Food Security Act(Normal)-NFSA, Food Security:National Food Security Act(Tide Over)-NFSA, Houses constructed - IAY, ICDS Blocks Operational (Cum.), Anganwadis Functional (Cum.), Pumps sets energized, Electricity supplied

Poor

Partially Covered Habitations – NRDWP, SC families assisted - under SCA to SCSP & NSFDC, Area Covered under Plantation (Public and Forest Lands), Seedlings planted (Public and Forest Lands)

8. GUJARAT

Very Good

Number of SHGs promoted (new and revived) during the financial year - NRLM, Number of SHGs provided Revolving Fund (RF) during the financial year - NRLM, Number of SHGs provided Community Investment Fund (CIF) during the financial year - NRLM, Food Security:Targeted Public Distribution System(TPDS), Food Security:Antodaya Anna Yojana(AAY), Food Security:Targeted Public Distribution System (Only BPL), Houses constructed - IAY, Houses constructed - EWS/LIG, Partially Covered Habitations – NRDWP, Coverage of water quality affected habitations - NRDWP, SC families assisted - under SCA to SCSP & NSFDC, ICDS Blocks Operational (Cum.), Anganwadis Functional (Cum.), Area Covered under Plantation (Public and Forest Lands), Seedlings planted (Public and Forest Lands), Road constructed- PMGSY, Pumps sets energized, Electricity supplied

9. HARYANA

Very Good

Number of SHGs provided Revolving Fund (RF) during the financial year - NRLM, Food Security:Targeted Public Distribution System(TPDS), Food Security:National Food Security Act(Normal)-NFSA, Houses constructed - EWS/LIG, Partially Covered Habitations – NRDWP, SC families assisted - under SCA to SCSP & NSFDC, ICDS Blocks Operational (Cum.), Anganwadis Functional (Cum.), Electricity supplied

Good

Number of SHGs promoted (new and revived) during the financial year - NRLM, Road constructed- PMGSY

Poor

Houses constructed - IAY, Coverage of water quality affected habitations - NRDWP, Area Covered under Plantation (Public and Forest Lands), Seedlings planted (Public and Forest Lands), Pumps sets energized

10. HIMACHAL PRADESH

Very Good

Number of SHGs promoted (new and revived) during the financial year - NRLM, Number of SHGs provided Revolving Fund (RF) during the financial year - NRLM, Number of SHGs provided Community Investment Fund (CIF) during the financial year - NRLM, Food Security:Targeted Public Distribution System(TPDS), Food Security:National Food Security Act(Normal)-NFSA, Food Security:National Food Security Act(Tide Over)-NFSA, Houses constructed - IAY, Houses constructed - EWS/LIG, Partially Covered Habitations – NRDWP, SC families assisted - under SCA to SCSP & NSFDC, ICDS Blocks Operational (Cum.), Anganwadis Functional (Cum.), Seedlings planted (Public and Forest Lands), Road constructed- PMGSY, Villages electrified - DDUGJY, Pumps sets energized, Electricity supplied

Poor

Area Covered under Plantation (Public and Forest Lands)

11. JAMMU AND KASHMIR

Very Good

Food Security:Targeted Public Distribution System(TPDS), Food Security:Antodaya Anna Yojana(AAY), Food Security:Targeted Public Distribution System (Only BPL), Houses constructed - IAY, ICDS Blocks Operational (Cum.), Anganwadis Functional (Cum.), Area Covered under Plantation (Public and Forest Lands), Seedlings planted (Public and Forest Lands)

Good

Villages electrified - DDUGJY, Electricity supplied

Poor

Number of SHGs promoted (new and revived) during the financial year - NRLM, Number of SHGs provided Revolving Fund (RF) during the financial year - NRLM, Number of SHGs provided Community Investment Fund (CIF) during the financial year - NRLM, Food Security:National Food Security Act(Normal)-NFSA, Food Security:National Food Security Act(Tide Over)-NFSA, Houses constructed - EWS/LIG, Partially Covered Habitations – NRDWP, Coverage of water quality affected habitations - NRDWP, SC families assisted - under SCA to SCSP & NSFDC, Road constructed- PMGSY

12. JHARKHAND

Very Good

Food Security:Antodaya Anna Yojana(AAY), Food Security:Targeted Public Distribution System (Only BPL), ICDS Blocks Operational (Cum.), Anganwadis Functional (Cum.), Villages electrified - DDUGJY, Electricity supplied

Poor

Number of SHGs promoted (new and revived) during the financial year - NRLM, Number of SHGs provided Revolving Fund (RF) during the financial year - NRLM, Number of SHGs provided Community Investment Fund (CIF) during the financial year - NRLM, Food Security:Targeted Public Distribution System(TPDS), Food Security:National Food Security Act(Normal)-NFSA, Houses constructed - IAY, Houses constructed - EWS/LIG, Partially Covered Habitations – NRDWP, Coverage of water quality affected habitations - NRDWP, SC families assisted - under SCA to SCSP & NSFDC, Area Covered under Plantation (Public and Forest Lands), Seedlings planted (Public and Forest Lands), Road constructed- PMGSY, Pumps sets energized

13. KARNATAKA

Very Good

Number of SHGs promoted (new and revived) during the financial year - NRLM, Number of SHGs provided Revolving Fund (RF) during the financial year - NRLM, Houses constructed - IAY, Houses constructed - EWS/LIG, Partially Covered Habitations – NRDWP, Coverage of water quality affected habitations - NRDWP, SC families assisted - under SCA to SCSP & NSFDC, ICDS Blocks Operational (Cum.), Anganwadis Functional (Cum.), Area Covered under Plantation (Public and Forest Lands), Seedlings planted (Public and Forest Lands), Road constructed- PMGSY, Pumps sets energized, Electricity supplied

Good

Food Security:Targeted Public Distribution System(TPDS), Food Security:National Food Security Act(Normal)-NFSA

14. KERALA

Very Good

Food Security:Targeted Public Distribution System(TPDS), Food Security:Antodaya Anna Yojana(AAY), Food Security:Targeted Public Distribution System (Only BPL), Partially Covered Habitations – NRDWP, Coverage of water quality affected habitations - NRDWP, SC families assisted - under SCA to SCSP & NSFDC, ICDS Blocks Operational (Cum.), Anganwadis Functional (Cum.), Road constructed- PMGSY, Electricity supplied

Good

Houses constructed - IAY, Pumps sets energized

Poor

Houses constructed - EWS/LIG, Area Covered under Plantation (Public and Forest Lands), Seedlings planted (Public and Forest Lands)

15. MADHYA PRADESH

Very Good

Food Security:Targeted Public Distribution System(TPDS), Food Security:National Food Security Act(Normal)-NFSA, ICDS Blocks Operational (Cum.), Anganwadis Functional (Cum.), Villages electrified - DDUGJY, Pumps sets energized, Electricity supplied

Poor

Number of SHGs promoted (new and revived) during the financial year - NRLM, Number of SHGs provided Revolving Fund (RF) during the financial year - NRLM, Number of SHGs provided Community Investment Fund (CIF) during the financial year - NRLM, Houses constructed - IAY, Houses constructed - EWS/LIG, Partially Covered Habitations – NRDWP, Coverage of water quality affected habitations - NRDWP, SC families assisted - under SCA to SCSP & NSFDC, Area Covered under Plantation (Public and Forest Lands), Seedlings planted (Public and Forest Lands), Road constructed- PMGSY

16. MAHARASHTRA

Very Good

Food Security:Targeted Public Distribution System(TPDS), Food Security:National Food Security Act(Normal)-NFSA, Partially Covered Habitations – NRDWP, ICDS Blocks Operational (Cum.), Road constructed- PMGSY, Electricity supplied

Good

Number of SHGs provided Revolving Fund (RF) during the financial year - NRLM, SC families assisted - under SCA to SCSP & NSFDC, Anganwadis Functional (Cum.)

Poor

Number of SHGs promoted (new and revived) during the financial year - NRLM, Number of SHGs provided Community Investment Fund (CIF) during the financial year - NRLM, Houses constructed - IAY, Houses constructed - EWS/LIG, Coverage of water quality affected habitations - NRDWP, Area Covered under Plantation (Public and Forest Lands), Seedlings planted (Public and Forest Lands)

17. MANIPUR

Very Good

Food Security:Targeted Public Distribution System(TPDS), Food Security:Antodaya Anna Yojana(AAY), Food Security:Targeted Public Distribution System (Only BPL), Partially Covered Habitations – NRDWP, ICDS Blocks Operational (Cum.), Anganwadis Functional (Cum.), Road constructed- PMGSY, Electricity supplied

Poor

Number of SHGs promoted (new and revived) during the financial year - NRLM, Houses constructed - IAY, Houses constructed - EWS/LIG, SC families assisted - under SCA to SCSP & NSFDC, Area Covered under Plantation (Public and Forest Lands), Seedlings planted (Public and Forest Lands), Villages electrified - DDUGJY

18. MEGHALAYA

Very Good

Food Security:Targeted Public Distribution System(TPDS), Food Security:Antodaya Anna Yojana(AAY), Food Security:Targeted Public Distribution System (Only BPL), Coverage of water quality affected habitations - NRDWP, ICDS Blocks Operational (Cum.), Seedlings planted (Public and Forest Lands), Road constructed- PMGSY, Electricity supplied

Good

Houses constructed - EWS/LIG, Partially Covered Habitations – NRDWP

Poor

Number of SHGs promoted (new and revived) during the financial year - NRLM, Number of SHGs provided Revolving Fund (RF) during the financial year - NRLM, Number of SHGs provided Community Investment Fund (CIF) during the financial year - NRLM, Food Security:National Food Security Act(Normal)-NFSA, Food Security:National Food Security Act(Tide Over)-NFSA, Houses constructed - IAY, SC families assisted - under SCA to SCSP & NSFDC, Anganwadis Functional (Cum.), Area Covered under Plantation (Public and Forest Lands), Villages electrified - DDUGJY

19. MIZORAM

Very Good

Food Security:Targeted Public Distribution System(TPDS), Food Security:Antodaya Anna Yojana(AAY), Food Security:Targeted Public Distribution System (Only BPL), ICDS Blocks Operational (Cum.), Villages electrified - DDUGJY, Electricity supplied

Good

Anganwadis Functional (Cum.)

Poor

Number of SHGs promoted (new and revived) during the financial year - NRLM, Number of SHGs provided Revolving Fund (RF) during the financial year - NRLM, Food Security:National Food Security Act(Normal)-NFSA, Food Security:National Food Security Act(Tide Over)-NFSA, Houses constructed - IAY, Houses constructed - EWS/LIG, Partially Covered Habitations – NRDWP, SC families assisted - under SCA to SCSP & NSFDC, Area Covered under Plantation (Public and Forest Lands), Seedlings planted (Public and Forest Lands), Road constructed- PMGSY

20. NAGALAND

Very Good

Food Security:Targeted Public Distribution System(TPDS), Food Security:Antodaya Anna Yojana(AAY), Food Security:Targeted Public Distribution System (Only BPL), ICDS Blocks Operational (Cum.), Electricity supplied

Good

Anganwadis Functional (Cum.)

Poor

Number of SHGs promoted (new and revived) during the financial year - NRLM, Houses constructed - IAY, Houses constructed - EWS/LIG, Partially Covered Habitations – NRDWP, Coverage of water quality affected habitations - NRDWP, Area Covered under Plantation (Public and Forest Lands), Seedlings planted (Public and Forest Lands), Road constructed- PMGSY, Villages electrified - DDUGJY

21. ODISHA

Very Good

Food Security:Antodaya Anna Yojana(AAY), Food Security:Targeted Public Distribution System (Only BPL), Houses constructed - IAY, Houses constructed - EWS/LIG, Partially Covered Habitations – NRDWP, SC families assisted - under SCA to SCSP & NSFDC, ICDS Blocks Operational (Cum.), Anganwadis Functional (Cum.), Area Covered under Plantation (Public and Forest Lands), Seedlings planted (Public and Forest Lands), Road constructed- PMGSY, Villages electrified - DDUGJY, Pumps sets energized, Electricity supplied

Good

Food Security:Targeted Public Distribution System(TPDS)

Poor

Number of SHGs promoted (new and revived) during the financial year - NRLM, Number of SHGs provided Revolving Fund (RF) during the financial year - NRLM, Number of SHGs provided Community Investment Fund (CIF) during the financial year - NRLM, Food Security:National Food Security Act(Normal)-NFSA, Coverage of water quality affected habitations - NRDWP

22. PUDUCHERRY

Very Good

SC families assisted - under SCA to SCSP & NSFDC, ICDS Blocks Operational (Cum.), Anganwadis Functional (Cum.), Area Covered under Plantation (Public and Forest Lands), Seedlings planted (Public and Forest Lands), Pumps sets energized, Electricity supplied

Poor

Number of SHGs promoted (new and revived) during the financial year - NRLM, Number of SHGs provided Revolving Fund (RF) during the financial year - NRLM, Number of SHGs provided Community Investment Fund (CIF) during the financial year - NRLM, Food Security:Targeted Public Distribution System(TPDS), Food Security:Antodaya Anna Yojana(AAY), Food Security:Targeted Public Distribution System (Only BPL), Houses constructed - IAY, Houses constructed - EWS/LIG, Partially Covered Habitations – NRDWP, Coverage of water quality affected habitations - NRDWP

23. PUNJAB

Very Good

Number of SHGs promoted (new and revived) during the financial year - NRLM, Number of SHGs provided Revolving Fund (RF) during the financial year - NRLM, Number of SHGs provided Community Investment Fund (CIF) during the financial year - NRLM, Food Security:Targeted Public Distribution System(TPDS), Food Security:National Food Security Act(Normal)-NFSA, SC families assisted - under SCA to SCSP & NSFDC, ICDS Blocks Operational (Cum.), Anganwadis Functional (Cum.), Road constructed- PMGSY, Electricity supplied

Good

Partially Covered Habitations – NRDWP

Poor

Houses constructed - IAY, Houses constructed - EWS/LIG, Coverage of water quality affected habitations - NRDWP, Area Covered under Plantation (Public and Forest Lands), Seedlings planted (Public and Forest Lands), Pumps sets energized

24. RAJASTHAN

Very Good

Number of SHGs promoted (new and revived) during the financial year - NRLM, Number of SHGs provided Community Investment Fund (CIF) during the financial year - NRLM, Food Security:Targeted Public Distribution System(TPDS), Food Security:National Food Security Act(Normal)-NFSA, Houses constructed - IAY, Houses constructed - EWS/LIG, Partially Covered Habitations – NRDWP, Coverage of water quality affected habitations - NRDWP, SC families assisted - under SCA to SCSP & NSFDC, ICDS Blocks Operational (Cum.), Anganwadis Functional (Cum.), Area Covered under Plantation (Public and Forest Lands), Seedlings planted (Public and Forest Lands), Road constructed- PMGSY, Villages electrified - DDUGJY, Pumps sets energized, Electricity supplied

25. SIKKIM

Very Good

Food Security:Targeted Public Distribution System(TPDS), Food Security:Antodaya Anna Yojana(AAY), Food Security:Targeted Public Distribution System (Only BPL), Food Security:National Food Security Act(Normal)-NFSA, Partially Covered Habitations – NRDWP, ICDS Blocks Operational (Cum.), Anganwadis Functional (Cum.), Road constructed- PMGSY, Electricity supplied

Poor

Food Security:National Food Security Act(Tide Over)-NFSA, Houses constructed - IAY, Houses constructed - EWS/LIG, SC families assisted - under SCA to SCSP & NSFDC, Area Covered under Plantation (Public and Forest Lands), Seedlings planted (Public and Forest Lands)

26. TAMIL NADU

Very Good

Number of SHGs promoted (new and revived) during the financial year - NRLM, Number of SHGs provided Revolving Fund (RF) during the financial year - NRLM, Food Security:Targeted Public Distribution System(TPDS), Food Security:Antodaya Anna Yojana(AAY), Food Security:Targeted Public Distribution System (Only BPL), Houses constructed - EWS/LIG, Partially Covered Habitations – NRDWP, SC families assisted - under SCA to SCSP & NSFDC, ICDS Blocks Operational (Cum.), Anganwadis Functional (Cum.), Pumps sets energized, Electricity supplied

Poor

Number of SHGs provided Community Investment Fund (CIF) during the financial year - NRLM, Houses constructed - IAY, Coverage of water quality affected habitations - NRDWP, Area Covered under Plantation (Public and Forest Lands), Seedlings planted (Public and Forest Lands), Road constructed- PMGSY

27. TELANGANA

Very Good

Food Security:Antodaya Anna Yojana(AAY), Food Security:Targeted Public Distribution System (Only BPL), Partially Covered Habitations – NRDWP, Coverage of water quality affected habitations - NRDWP, SC families assisted - under SCA to SCSP & NSFDC, ICDS Blocks Operational (Cum.), Anganwadis Functional (Cum.), Area Covered under Plantation (Public and Forest Lands), Seedlings planted (Public and Forest Lands), Road constructed- PMGSY, Pumps sets energized, Electricity supplied

Good

Food Security:Targeted Public Distribution System(TPDS), Food Security:National Food Security Act(Normal)-NFSA, Food Security:National Food Security Act(Tide Over)-NFSA, Houses constructed - IAY

Poor

Number of SHGs provided Revolving Fund (RF) during the financial year - NRLM, Houses constructed - EWS/LIG

28. TRIPURA

Very Good

Food Security:Targeted Public Distribution System(TPDS), Food Security:Antodaya Anna Yojana(AAY), Food Security:Targeted Public Distribution System (Only BPL), Food Security:National Food Security Act(Normal)-NFSA, ICDS Blocks Operational (Cum.), Anganwadis Functional (Cum.), Villages electrified - DDUGJY, Electricity supplied

Poor

Number of SHGs promoted (new and revived) during the financial year - NRLM, Number of SHGs provided Revolving Fund (RF) during the financial year - NRLM, Food Security:National Food Security Act(Tide Over)-NFSA, Houses constructed - IAY, Partially Covered Habitations – NRDWP, Coverage of water quality affected habitations - NRDWP, SC families assisted - under SCA to SCSP & NSFDC, Area Covered under Plantation (Public and Forest Lands), Seedlings planted (Public and Forest Lands), Road constructed- PMGSY

29. UTTARAKHAND

Very Good

Number of SHGs promoted (new and revived) during the financial year - NRLM, Number of SHGs provided Revolving Fund (RF) during the financial year - NRLM, Number of SHGs provided Community Investment Fund (CIF) during the financial year - NRLM, Food Security:Targeted Public Distribution System(TPDS), Food Security:Antodaya Anna Yojana(AAY), Food Security:Targeted Public Distribution System (Only BPL), Food Security:National Food Security Act(Normal)-NFSA, Food Security:National Food Security Act(Tide Over)-NFSA, Houses constructed - IAY, Partially Covered Habitations – NRDWP, SC families assisted - under SCA to SCSP & NSFDC, ICDS Blocks Operational (Cum.), Anganwadis Functional (Cum.), Area Covered under Plantation (Public and Forest Lands), Seedlings planted (Public and Forest Lands), Road constructed- PMGSY, Pumps sets energized, Electricity supplied

Poor

Houses constructed - EWS/LIG, Coverage of water quality affected habitations - NRDWP

30. UTTAR PRADESH

Very Good

Number of SHGs promoted (new and revived) during the financial year - NRLM, Number of SHGs provided Revolving Fund (RF) during the financial year - NRLM, Food Security:Targeted Public Distribution System(TPDS), Food Security:Antodaya Anna Yojana(AAY), Food Security:Targeted Public Distribution System (Only BPL), Partially Covered Habitations – NRDWP, Coverage of water quality affected habitations - NRDWP, SC families assisted - under SCA to SCSP & NSFDC, ICDS Blocks Operational (Cum.), Anganwadis Functional (Cum.), Area Covered under Plantation (Public and Forest Lands), Seedlings planted (Public and Forest Lands), Road constructed- PMGSY, Villages electrified - DDUGJY, Pumps sets energized

Good

Food Security:National Food Security Act(Normal)-NFSA, Electricity supplied

Poor

Houses constructed - IAY, Houses constructed - EWS/LIG

31. WEST BENGAL

Very Good

Number of SHGs provided Revolving Fund (RF) during the financial year - NRLM, Food Security:Targeted Public Distribution System(TPDS), Food Security:Antodaya Anna Yojana(AAY), Food Security:Targeted Public Distribution System (Only BPL), Houses constructed - EWS/LIG, Partially Covered Habitations – NRDWP, Coverage of water quality affected habitations - NRDWP, SC families assisted - under SCA to SCSP & NSFDC, ICDS Blocks Operational (Cum.), Anganwadis Functional (Cum.), Area Covered under Plantation (Public and Forest Lands), Seedlings planted (Public and Forest Lands), Road constructed- PMGSY, Pumps sets energized, Electricity supplied

Good

Number of SHGs provided Community Investment Fund (CIF) during the financial year - NRLM, Houses constructed - IAY, Villages electrified - DDUGJY

Poor

Food Security:National Food Security Act(Normal)-NFSA

32. ANDAMAN AND NICOBAR ISLANDS

Very Good

Partially Covered Habitations – NRDWP, ICDS Blocks Operational (Cum.), Anganwadis Functional (Cum.), Area Covered under Plantation (Public and Forest Lands), Seedlings planted (Public and Forest Lands)

Poor

Food Security:Targeted Public Distribution System(TPDS), Food Security:Antodaya Anna Yojana(AAY), Food Security:Targeted Public Distribution System (Only BPL), Food Security:National Food Security Act(Normal)-NFSA, Food Security:National Food Security Act(Tide Over)-NFSA, Houses constructed - IAY, Electricity supplied

33. CHANDIGARH

Very Good

Food Security:Targeted Public Distribution System(TPDS), Food Security:National Food Security Act(Normal)-NFSA, Food Security:National Food Security Act(Tide Over)-NFSA, SC families assisted - under SCA to SCSP & NSFDC, ICDS Blocks Operational (Cum.), Anganwadis Functional (Cum.), Area Covered under Plantation (Public and Forest Lands), Seedlings planted (Public and Forest Lands), Electricity supplied

Poor

Houses constructed - EWS/LIG

34. DADRA AND NAGAR HAVELI

Very Good

Food Security:Targeted Public Distribution System(TPDS), Food Security:Antodaya Anna Yojana(AAY), Food Security:Targeted Public Distribution System (Only BPL), Food Security:National Food Security Act(Normal)-NFSA, ICDS Blocks Operational (Cum.), Area Covered under Plantation (Public and Forest Lands), Seedlings planted (Public and Forest Lands), Electricity supplied

Poor

Houses constructed - IAY, Houses constructed - EWS/LIG, SC families assisted - under SCA to SCSP & NSFDC, Anganwadis Functional (Cum.), Pumps sets energized

35. DAMAN AND DIU

Very Good

Food Security:Antodaya Anna Yojana(AAY), ICDS Blocks Operational (Cum.), Anganwadis Functional (Cum.), Pumps sets energized, Electricity supplied

Good

Food Security:Targeted Public Distribution System (Only BPL), Food Security:National Food Security Act(Normal)-NFSA

Poor

Food Security:Targeted Public Distribution System(TPDS), Houses constructed - IAY, SC families assisted - under SCA to SCSP & NSFDC, Area Covered under Plantation (Public and Forest Lands), Seedlings planted (Public and Forest Lands)

36. LAKSHADWEEP

Very Good

Food Security:National Food Security Act(Normal)-NFSA, Houses constructed - IAY, ICDS Blocks Operational (Cum.), Anganwadis Functional (Cum.), Electricity supplied

Good

Food Security:Targeted Public Distribution System(TPDS), Food Security:National Food Security Act(Tide Over)-NFSA

Poor

Food Security:Antodaya Anna Yojana(AAY), Food Security:Targeted Public Distribution System (Only BPL), Area Covered under Plantation (Public and Forest Lands), Seedlings planted (Public and Forest Lands)

TWENTY POINT PROGRAMME - 2006

PART - II

ITEM-WISE PERFORMANCE

Table - 1

Employment generation under the NREG Scheme

Sl. No.	State/UT Name	No. of job cards issued (Number) April 2015- March 2016 @	Achievement as reported till December 2015	Employment generated (Number) April 2015- March 2016	Achievement as reported till December 2015	Wages given (Rupees) April 2015- March 2016	Achievement as reported till December 2015
(1)	(2)	(3)	(4)	(5)	(6)	(7)	(8)
1	ANDHRA PRADESH	2,30,059	2,19,726	19,71,00,000	15,09,79,000	24,32,86,41,000	18,27,13,02,000
2	ARUNACHAL PRADESH	6,662	0	NR	0	NR	0
3	ASSAM	2,42,906	1,86,619	4,95,10,000	2,81,82,000	3,82,72,33,000	3,82,43,83,000
4	BIHAR	4,90,524	1,92,616	7,18,76,000	4,06,76,000	13,39,70,94,000	7,00,95,50,000
5	CHHATISGARH	0	20,086	9,49,000	3,86,000	8,25,12,000	4,53,05,000
6	GOA	222	306	1,08,240	86,810	2,34,11,000	1,84,98,000
7	GUJARAT	32,141	4,741	2,24,71,000	85,20,000	3,06,19,04,000	1,24,50,58,000
8	HARYANA	0	0	48,48,000	35,21,000	10,71,60,000 \$	90,70,80,000
9	HIMACHAL PRADESH	4,876	0	1,76,50,000	1,50,00,000	2,83,98,31,000	2,55,09,56,000
10	JAMMU AND KASHMIR	45,588	19,947	3,12,55,000	87,65,287	3,71,34,00,000	2,22,63,00,000
11	JHARKHAND	58,629	NR	NR	NR	NR	NR
12	KARNATAKA	62,856	2,59,868	6,72,63,000	3,11,57,000	18,30,66,09,000	9,22,27,03,000
13	KERALA	1,72,033	1,44,890	7,40,75,922	4,81,33,469	14,01,74,64,000	10,24,55,78,000
14	MADHYA PRADESH	0	0	0	0	0	0
15	MAHARASHTRA	1,60,848	3,37,466	7,23,38,667	4,37,33,046	12,15,50,61,000	8,21,79,25,000
16	MANIPUR	12,102	0	32,13,000 #	32,13,000	56,17,70,000 #	56,17,70,000
17	MEGHALAYA	350	7,840	1,98,98,635	89,09,578	1,84,38,27,000	1,60,93,04,000
18	MIZORAM	3,561	1,81,401	3,00,43,304 #	3,00,43,304	51,62,16,600 #	51,62,16,600
19	NAGALAND	785	NR	NR	NR	NR	NR
20	ODISHA	1,52,493	1,31,954	4,61,67,000 #	4,61,67,000	9,63,90,02,000 #	9,63,90,02,000
21	PUDUCHERRY	0	25	5,62,000	5,10,000	9,19,00,000	8,10,25,000
22	PUNJAB	73,274	43,496	1,44,19,000	86,03,905	2,27,21,12,000	1,68,56,34,000
23	RAJASTHAN	74,807	36,031	23,41,20,000	14,30,04,000	24,99,08,11,000	21,05,43,80,000
24	SIKKIM	0	1,863	35,20,752	20,92,633	50,65,94,000	27,90,94,000
25	TAMIL NADU	1,77,787	4,32,989	36,73,75,000	26,21,29,000	47,21,93,12,000	33,50,25,81,000
26	TELANGANA	1,60,841	94,739	13,71,27,000	8,83,21,000	17,96,80,25,000	12,06,78,15,000
27	TRIPURA	0	0	NR	0	NR	0
28	UTTARAKHAND	30,064	31,142	2,17,89,300	1,23,83,300	3,24,72,95,300	2,29,81,41,900
29	UTTAR PRADESH	8,15,355	1,99,246	18,32,19,437	10,79,89,813	23,24,64,89,000	18,03,60,23,000
30	WEST BENGAL	2,15,060	19,59,802	28,66,69,350	10,72,39,117	36,38,43,38,000	30,04,22,72,000
31	ANDAMAN AND NICOBAR ISLANDS	562	473	2,77,952	2,54,848	10,03,89,000	9,35,02,000
32	DADRA AND NAGAR HAVELI	0	0	8,188	554	28,58,000	8,11,000
34	LAKSHADWEEP	0	0	3,123	2,570	8,66,000	7,44,000
Grand Total		32,24,415	45,07,266	1,95,78,57,870	1,20,00,03,234	2,64,45,21,24,900	1,95,25,29,53,500

Note:

NR Not Reported

@ Figures have been worked out from the MIS of MGNREGA of M/o Rural Development (www.nrega.nic.in)

\$ State has revised the figure downward

Figures reported earlier have been repeated

Table - 2(A)

National Rural Livelihood Mission (NRLM)
Number of SHGs promoted (new and revived) during the financial year
(Unit: Number)

Sl. No.	State/UT Name	Target	Achievement		Percent Achievement
		2015-2016	April 2015-March 2016	Achievement as reported till December 2015	April 2015-March 2016
(1)	(2)	(3)	(4)	(5)	(5)/(4)
1	ANDHRA PRADESH	-	0	0	-
2	ARUNACHAL PRADESH	150	NR	0	0
3	ASSAM	11,305	13,680	9,074	121
4	BIHAR	22,551	4,176	3,812	19
5	CHHATISGARH	12,960	21,243	18,759	164
6	GUJARAT	9,443	16,993	12,410	180
7	HARYANA	1,270	1,093	802	86
8	HIMACHAL PRADESH	300	2,937	1,947	979
9	JAMMU AND KASHMIR	20,250	3,174	2,528	16
10	JHARKHAND	14,107	NR	NR	0
11	KARNATAKA	9,000	20,921	3,550	232
12	KERALA	-	0	0	-
13	MADHYA PRADESH	37,500	0	0	0
14	MAHARASHTRA	48,655	37,738	26,859	78
15	MANIPUR	300	NR	0	0
16	MEGHALAYA	650	447	283	69
17	MIZORAM	1,117	NR	0 #	0
18	NAGALAND	1,700	NR	NR	0
19	ODISHA	85,900	NR	0	0
20	PUDUCHERRY	220	0	0	0
21	PUNJAB	800	2,116	1,871	264
22	RAJASTHAN	5,496	5,386	2,686	98
23	SIKKIM	-	554	13	-
24	TAMIL NADU	5,350	19,409 \$	31,339	363
25	TELANGANA	-	4,077	1,879	-
26	TRIPURA	1,040	NR	0	0
27	UTTARAKHAND	500	644	513	129
28	UTTAR PRADESH	12,522	45,384	42,055	362
29	WEST BENGAL	-	26,564	17,927	-
Grand Total		3,03,086	2,26,536	1,78,307	75

Very Good:(90% or above of targets)

ASSAM, CHHATISGARH, GUJARAT, HIMACHAL PRADESH, KARNATAKA, PUNJAB, RAJASTHAN, TAMIL NADU, UTTARAKHAND, UTTAR PRADESH

Good:(Between 80% to 90% targets)

HARYANA

Poor:(Below 80% of targets)

ARUNACHAL PRADESH, BIHAR, JAMMU AND KASHMIR, JHARKHAND, MADHYA PRADESH, MAHARASHTRA, MANIPUR, MEGHALAYA, MIZORAM, NAGALAND, ODISHA, PUDUCHERRY, TRIPURA

Note:

NR Not Reported# Figures reported earlier have been repeated

\$ State has revised the figure downward

NRLM: No. of SHGs Promoted (New & Revived) Off take

% Achievement of Target
During April 2015 - March 2016

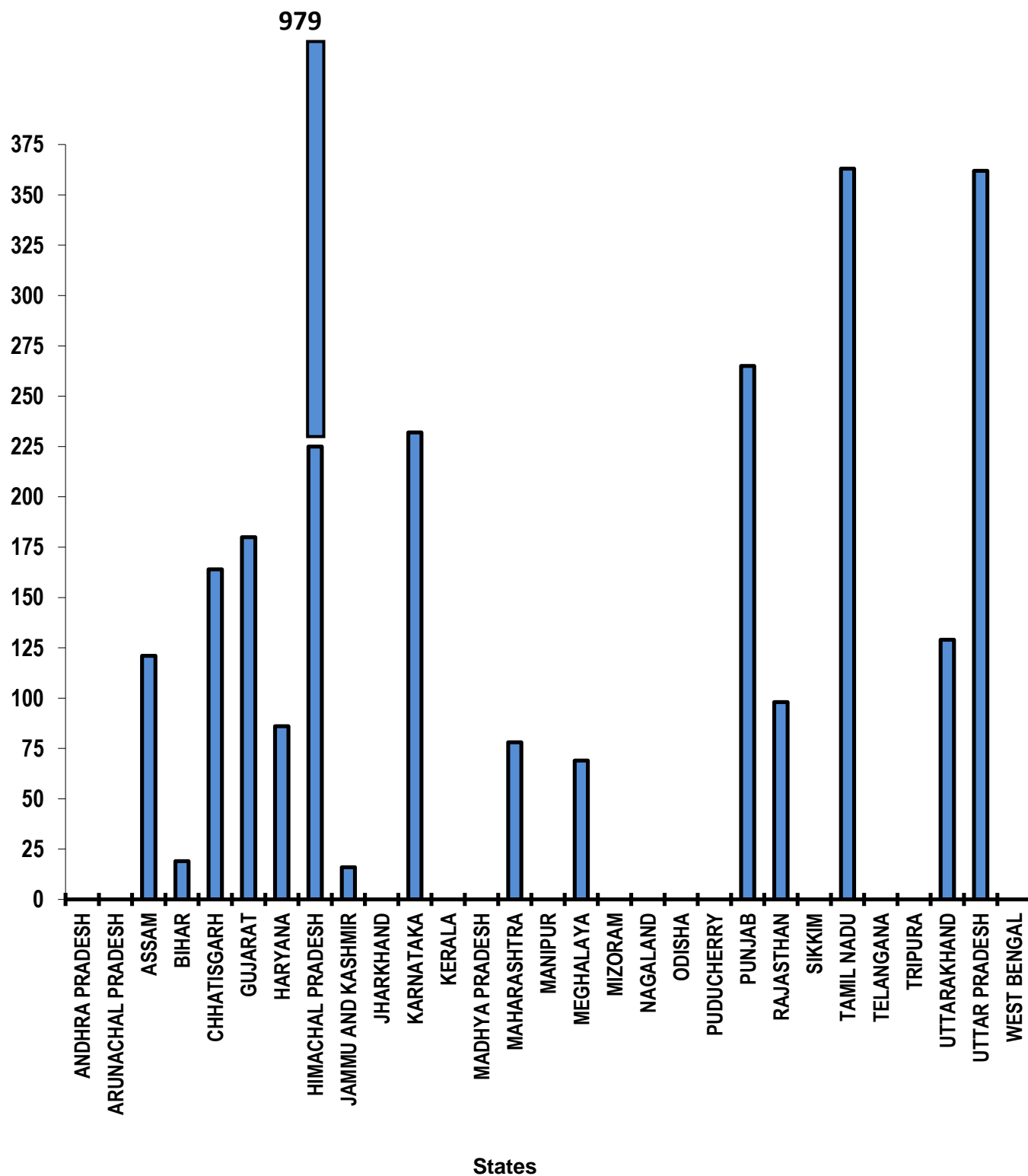


Table - 2(B)

National Rural Livelihood Mission (NRLM)
Number of SHGs provided Revolving Fund (RF) during the financial year
(Unit: Number)

Sl. No.	State/UT Name	Target	Achievement		Percent Achievement
		2015-2016	April 2015-March 2016	Achievement as reported till December 2015	April 2015-March 2016
(1)	(2)	(3)	(4)	(5)	(5)/(4)
1	ANDHRA PRADESH	-	0	0	-
2	ARUNACHAL PRADESH	-	NR	0	-
3	ASSAM	15,600	13,288	9,151	85
4	BIHAR	-	52,084	26,438	-
5	CHHATISGARH	6,300	14,875	11,840	236
6	GUJARAT	4,000	8,042	5,161	201
7	HARYANA	730	716	507	98
8	HIMACHAL PRADESH	300	1,592	882	531
9	JAMMU AND KASHMIR	20,250	3,143	2,462	16
10	JHARKHAND	12,099	NR	NR	0
11	KARNATAKA	3,333	3,091	0	93
12	KERALA	-	0	0	-
13	MADHYA PRADESH	30,000	0	0	0
14	MAHARASHTRA	24,587	21,895	11,105	89
15	MANIPUR	-	NR	0	-
16	MEGHALAYA	450	193	86	43
17	MIZORAM	400	NR	0	0
18	NAGALAND	-	NR	NR	-
19	ODISHA	7,120	NR	0	0
20	PUDUCHERRY	326	0	0	0
21	PUNJAB	890	1,547	972	174
22	RAJASTHAN	-	3,618	2,264	-
23	SIKKIM	-	0	0	-
24	TAMIL NADU	7,500	18,167	16,760	242
25	TELANGANA	1,840	0	0	0
26	TRIPURA	602	NR	0	0
27	UTTARAKHAND	340	413	244	121
28	UTTAR PRADESH	150	24,934	4,455	16,623
29	WEST BENGAL	21,057	20,828	3,353	99
Grand Total		1,57,874	1,88,426	95,680	119

Very Good:(90% or above of targets)

CHHATISGARH, GUJARAT, HARYANA, HIMACHAL PRADESH, KARNATAKA, PUNJAB, TAMIL NADU, UTTARAKHAND, UTTAR PRADESH, WEST BENGAL

Good:(Between 80% to 90% targets)

ASSAM, MAHARASHTRA

Poor:(Below 80% of targets)

JAMMU AND KASHMIR, JHARKHAND, MADHYA PRADESH, MEGHALAYA, MIZORAM, ODISHA, PUDUCHERRY, TELANGANA, TRIPURA

Note:

NR Not Reported

NRLM: No. of SHGs Provided Revolving Fund

% Achievement of Target
During April 2015 - March 2016

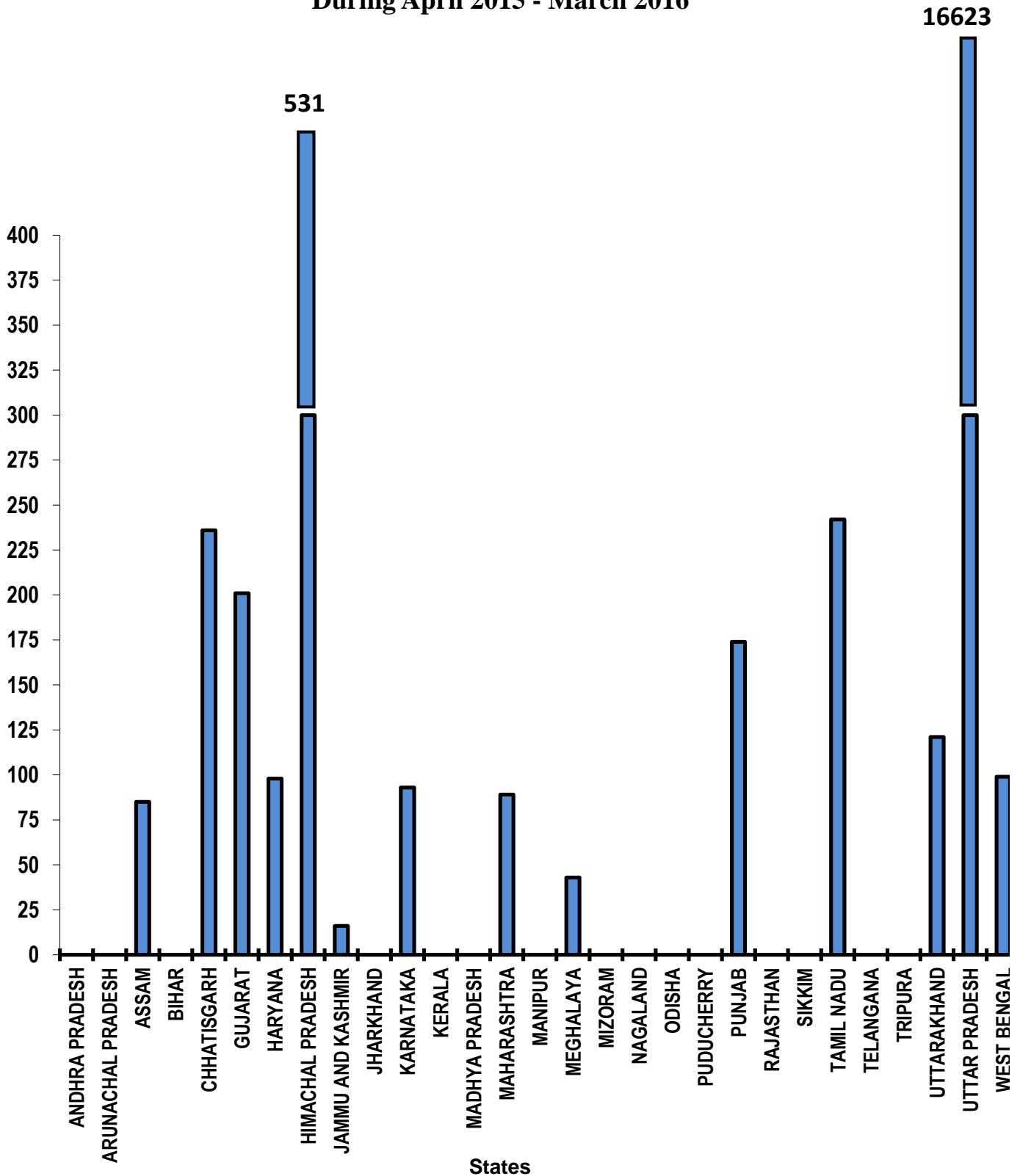


Table - 2(C)

National Rural Livelihood Mission (NRLM)
Number of SHGs provided Community Investment Fund (CIF) during the financial year
(Unit: Number)

Sl. No.	State/UT Name	Target	Achievement		Percent Achievement
		2015-2016	April 2015-March 2016	Achievement as reported till December 2015	April 2015-March 2016
(1)	(2)	(3)	(4)	(5)	(5)/(4)
1	ANDHRA PRADESH	-	0	0	-
2	ARUNACHAL PRADESH	-	NR	0	-
3	ASSAM	9,150	11,680	8,764	128
4	BIHAR	42,872	50,831	25,923	119
5	CHHATISGARH	5,352	9,432	6,577	176
6	GUJARAT	3,050	5,517	852	181
7	HARYANA	-	268	250	-
8	HIMACHAL PRADESH	150	164	81	109
9	JAMMU AND KASHMIR	20,250	2,715	1,547	13
10	JHARKHAND	11,912	NR	NR	0
11	KARNATAKA	-	6,351	1,204	-
12	KERALA	-	0	0	-
13	MADHYA PRADESH	19,000	0	0	0
14	MAHARASHTRA	4,920	2,313	967	47
15	MANIPUR	-	NR	0	-
16	MEGHALAYA	165	92	0	56
17	MIZORAM	-	NR	0	-
18	NAGALAND	-	NR	NR	-
19	ODISHA	57,210	NR	0	0
20	PUDUCHERRY	500	0	0	0
21	PUNJAB	806	776	571	96
22	RAJASTHAN	2,200	2,431	1,354	110
23	SIKKIM	-	0	0	-
24	TAMIL NADU	7,650	2,919	0	38
25	TELANGANA	-	0	0	-
26	TRIPURA	-	NR	0	-
27	UTTARAKHAND	200	245	91	123
28	UTTAR PRADESH	-	2,462	1,986	-
29	WEST BENGAL	3,431	2,880	854	84
Grand Total		1,88,818	1,01,076	51,021	54

Very Good:(90% or above of targets)

ASSAM, BIHAR, CHHATISGARH, GUJARAT, HIMACHAL PRADESH, PUNJAB, RAJASTHAN, UTTARAKHAND

Good:(Between 80% to 90% targets)

WEST BENGAL

Poor:(Below 80% of targets)

JAMMU AND KASHMIR, JHARKHAND, MADHYA PRADESH, MAHARASHTRA, MEGHALAYA, ODISHA, PUDUCHERRY, TAMIL NADU

Note:

NR Not Reported

**NRLM: No. of SHGs Provided Community
Investment Fund (CIF)
% Achievement of Target
During April 2015- March 2016**

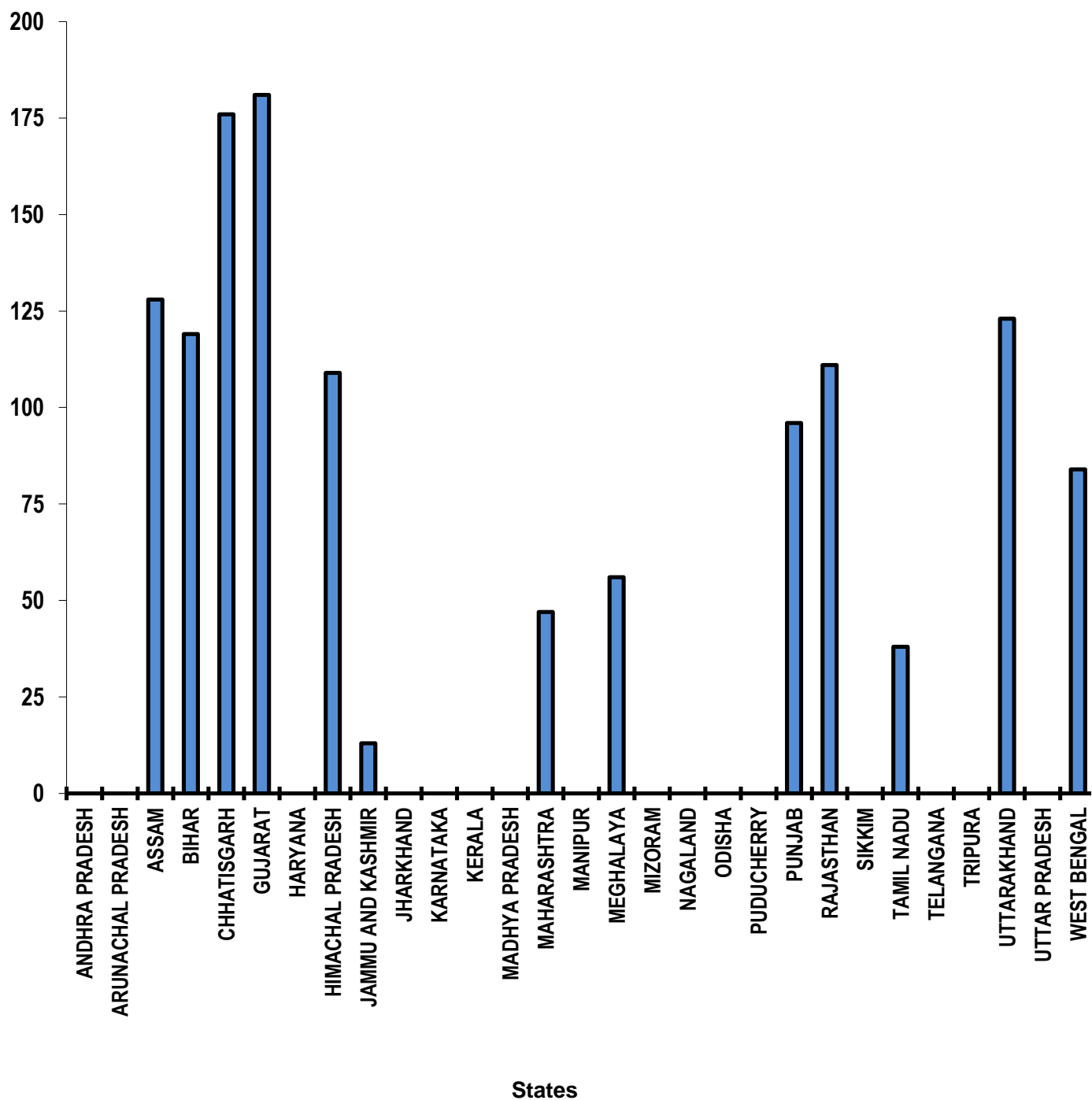


Table - 3(A)

Distribution of waste land to the landless
(Unit: Hectare)

Sl. No.	State/UT Name	Total Land Distributed (Hectare) April 2015-March 2016	Achievement as reported till December 2015
(1)	(2)	(3)	(4)
1	ANDHRA PRADESH	0	0
2	ARUNACHAL PRADESH	NR	0
3	ASSAM	0	0
4	BIHAR	78	1
5	CHHATISGARH	0	0
6	DELHI	0	0
7	GOA	0	0
8	GUJARAT	0	0
9	HARYANA	0	0
10	JAMMU AND KASHMIR	0	0
11	JHARKHAND	NR	NR
12	KARNATAKA	0	0
13	KERALA	0	0
14	MADHYA PRADESH	0	0
15	MAHARASHTRA	0	0
16	MANIPUR	NR	0
17	MEGHALAYA	0	0
18	MIZORAM	NR	0
19	NAGALAND	NR	NR
20	ODISHA	61 #	61
21	PUDUCHERRY	0	0
22	PUNJAB	0	0
23	RAJASTHAN	0	0
24	SIKKIM	0	0
25	TAMIL NADU	0	0
26	TELANGANA	2,155	973
27	TRIPURA	NR	0
28	UTTARAKHAND	0	0
29	UTTAR PRADESH	645	405
30	WEST BENGAL	929	770
31	ANDAMAN AND NICOBAR ISLANDS	0	0
32	CHANDIGARH	0	0
33	DADRA AND NAGAR HAVELI	0	0
34	DAMAN AND DIU	0	0
35	LAKSHADWEEP	0	0
Grand Total		3,868	2,210

Note:

NR Not Reported

Figures reported earlier have been repeated

Distribution of waste land to the landless

Sl. No.	State/UT Name	Land Distributed to SC		Land Distributed to ST		Land Distributed to Others	
		(Hectare) April 2015- March 2016	Achievement as reported till December 2015	(Hectare) April 2015- March 2016	Achievement as reported till December 2015	(Hectare) April 2015- March 2016	Achievement as reported till December 2015
(1)	(2)	(3)	(4)	(5)	(6)	(7)	(8)
1	ANDHRA PRADESH	0	0	0	0	0	0
2	ARUNACHAL PRADESH	NR	0	NR	0	NR	0
3	ASSAM	0	0	0	0	0	0
4	BIHAR	59	1	0	0	19	0
5	CHHATISGARH	0	0	0	0	0	0
6	DELHI	0	0	0	0	0	0
7	GOA	0	0	0	0	0	0
8	GUJARAT	0	0	0	0	0	0
9	HARYANA	0	0	0	0	0	0
10	JAMMU AND KASHMIR	0	0	0	0	0	0
11	JHARKHAND	NR	NR	NR	NR	NR	NR
12	KARNATAKA	0	0	0	0	0	0
13	KERALA	0	0	0	0	0	0
14	MADHYA PRADESH	0	0	0	0	0	0
15	MAHARASHTRA	0	0	0	0	0	0
16	MANIPUR	NR	0	NR	0	NR	0
17	MEGHALAYA	0	0	0	0	0	0
18	MIZORAM	NR	0	NR	0	NR	0
19	NAGALAND	NR	NR	NR	NR	NR	NR
20	ODISHA	17 #	17	37 #	37	7 #	7
21	PUDUCHERRY	0	0	0	0	0	0
22	PUNJAB	0	0	0	0	0	0
23	RAJASTHAN	0	0	0	0	0	0
24	SIKKIM	0	0	0	0	0	0
25	TAMIL NADU	0	0	0	0	0	0
26	TELANGANA	2,155	973	0	0	0	0
27	TRIPURA	NR	0	NR	0	NR	0
28	UTTARAKHAND	0	0	0	0	0	0
29	UTTAR PRADESH	293	187	0	0	352	218
30	WEST BENGAL	300	264	122	62	478	414
31	ANDAMAN AND NICOBAR ISLANDS	0	0	0	0	0	0
32	CHANDIGARH	0	NR	0	NR	0	NR
33	DADRA AND NAGAR HAVELI	0	0	0	0	0	0
34	DAMAN AND DIU	0	0	0	0	0	0
35	LAKSHADWEEP	59	59	0	0	0	0
Grand Total		2,883	1,501	159	99	856	639

Note:

NR: Not Reported

Figures reorted earlier have been repeated

Table - 4(A)

Minimum Wages Enforcement (including Farm Labour)

Sl. No.	State/UT Name	Agriculture and Farm Workers: Inspections made		Agriculture and Farm Workers: Irregularities detected		Agriculture and Farm Workers: Irregularities rectified	
		(Number) April 2015-March 2016 @	Achievement as reported till December 2015	(Number) April 2015-March 2016 @	Achievement as reported till December 2015	(Number) April 2015-March 2016 @	Achievement as reported till December 2015
(1)	(2)	(3)	(4)	(5)	(6)	(7)	(8)
1	ANDHRA PRADESH	NR	NR	NR	NR	NR	NR
2	ARUNACHAL PRADESH	NR	NR	NR	NR	NR	NR
3	ASSAM	NR	NR	NR	NR	NR	NR
4	BIHAR	71,637	57,639	20,054	16,304	20,963	16,934
5	CHHATISGARH	NR	NR	NR	NR	NR	NR
6	DELHI	NR	NR	NR	NR	NR	NR
7	GOA	NR	NR	NR	NR	NR	NR
8	GUJARAT	NR	NR	NR	NR	NR	NR
9	HARYANA	414	1,692	114	407	0	11
10	HIMACHAL PRADESH	NR	NR	NR	NR	NR	NR
11	JAMMU AND KASHMIR	3,057	2,044	120	99	0	0
12	JHARKHAND	NR	NR	NR	NR	NR	NR
13	KARNATAKA	NR	NR	NR	NR	NR	NR
14	KERALA	NR	NR	NR	NR	NR	NR
15	MADHYA PRADESH	NR	NR	NR	NR	NR	NR
16	MAHARASHTRA	NR	NR	NR	NR	NR	NR
17	MANIPUR	NR	NR	NR	NR	NR	NR
18	MEGHALAYA	NR	NR	NR	NR	NR	NR
19	MIZORAM	NR	NR	NR	NR	NR	NR
20	NAGALAND	NR	NR	NR	NR	NR	NR
21	ODISHA	NR	NR	NR	NR	NR	NR
22	PUDUCHERRY	NR	NR	NR	NR	NR	NR
23	PUNJAB	NR	NR	NR	NR	NR	NR
24	RAJASTHAN	NR	NR	NR	NR	NR	NR
25	SIKKIM	650	336	0	0	0	0
26	TAMIL NADU	1,11,555	85,202	395	317	24	20
27	TELANGANA	NR	NR	NR	NR	NR	NR
28	TRIPURA	NR	NR	NR	NR	NR	NR
29	UTTARAKHAND	NR	NR	NR	NR	NR	NR
30	UTTAR PRADESH	NR	NR	NR	NR	NR	NR
31	WEST BENGAL	2,586	2,220	2,588	2,074	1,482	1,161
32	ANDAMAN AND NICOBAR ISLANDS	27	19	0	0	0	0
33	CHANDIGARH	130	NR	86	NR	62	NR
34	DADRA AND NAGAR HAVELI	7	5	0	0	0	0
35	DAMAN AND DIU	NR	NR	NR	NR	NR	NR
36	LAKSHADWEEP	NR	NR	NR	NR	NR	NR
Grand Total		190063	1,49,160	23,357	19,204	22,531	18,126

Note : NR Not Reported

@ State Figure

Table - 4(B)

Minimum Wages Enforcement (including Farm Labour)
(Unit: Number)

Sl. No.	State/UT Name	Agriculture and Farm Workers: Claims filed (Number) April 2015- March 2016 @	Achievement as reported till December 2015	Agriculture and Farm Workers: Claims settled (Number) April 2015- March 2016 @	Achievement as reported till December 2015
		(3)	(4)	(5)	(6)
1	ANDHRA PRADESH	NR	NR	NR	NR
2	ARUNACHAL PRADESH	NR	NR	NR	NR
3	ASSAM	NR	NR	NR	NR
4	BIHAR	5,956	4,766	5,773	4,624
5	CHHATISGARH	NR	NR	NR	NR
6	DELHI	NR	NR	NR	NR
7	GOA	NR	NR	NR	NR
8	GUJARAT	NR	NR	NR	NR
9	HARYANA	17	54	18	103
10	HIMACHAL PRADESH	NR	NR	NR	NR
11	JAMMU AND KASHMIR	16	7	6	6
12	JHARKHAND	NR	NR	NR	NR
13	KARNATAKA	NR	NR	NR	NR
14	KERALA	NR	NR	NR	NR
15	MADHYA PRADESH	NR	NR	NR	NR
16	MAHARASHTRA	NR	NR	NR	NR
17	MANIPUR	NR	NR	NR	NR
18	MEGHALAYA	NR	NR	NR	NR
19	MIZORAM	NR	NR	NR	NR
20	NAGALAND	NR	NR	NR	NR
21	ODISHA	NR	NR	NR	NR
22	PUDUCHERRY	NR	NR	NR	NR
23	PUNJAB	NR	NR	NR	NR
24	RAJASTHAN	NR	NR	NR	NR
25	SIKKIM	0	0	0	0
26	TAMIL NADU	1053	832	972	806
27	TELANGANA	NR	NR	NR	NR
28	TRIPURA	NR	NR	NR	NR
29	UTTARAKHAND	NR	NR	NR	NR
30	UTTAR PRADESH	NR	NR	NR	NR
31	WEST BENGAL	10	9	0	0
32	ANDAMAN AND NICOBAR ISLANDS	0	0	0	0
33	CHANDIGARH	0	NR	1	NR
34	DADRA AND NAGAR HAVELI	0	0	0	0
35	DAMAN AND DIU	NR	NR	NR	NR
36	LAKSHADWEEP	NR	NR	NR	NR
Grand Total		7,052	5,668	6,770	5,539

Note : NR Not Reported

@ State Figure

Minimum Wages Enforcement (including Farm Labour)

Sl. No.	State/UT Name	Agriculture and Farm Workers: Prosecution cases Pending (Number) April 2015-March 2016 @		Agriculture and Farm Workers: Prosecution cases filed (Number) April 2015-March 2016 @		Agriculture and Farm Workers: Prosecution cases decided (Number) April 2015-March 2016 @	
		Achievement as reported till December 2015		Achievement as reported till December 2015		Achievement as reported till December 2015	
(1)	(2)	(3)	(4)	(5)	(6)	(7)	(8)
1	ANDHRA PRADESH	NR	NR	NR	NR	NR	NR
2	ARUNACHAL PRADESH	NR	NR	NR	NR	NR	NR
3	ASSAM	NR	NR	NR	NR	NR	NR
4	BIHAR	710	2,019	189	167	85	75
5	CHHATISGARH	NR	NR	NR	NR	NR	NR
6	DELHI	NR	NR	NR	NR	NR	NR
7	GOA	NR	NR	NR	NR	NR	NR
8	GUJARAT	NR	NR	NR	NR	NR	NR
9	HARYANA	2,253	2,152	26	311	25	258
10	HIMACHAL PRADESH	NR	NR	NR	NR	NR	NR
11	JAMMU AND KASHMIR	829	790	288	216	218	151
12	JHARKHAND	NR	NR	NR	NR	NR	NR
13	KARNATAKA	NR	NR	NR	NR	NR	NR
14	KERALA	NR	NR	NR	NR	NR	NR
15	MADHYA PRADESH	NR	NR	NR	NR	NR	NR
16	MAHARASHTRA	NR	NR	NR	NR	NR	NR
17	MANIPUR	NR	NR	NR	NR	NR	NR
18	MEGHALAYA	NR	NR	NR	NR	NR	NR
19	MIZORAM	NR	NR	NR	NR	NR	NR
20	NAGALAND	NR	NR	NR	NR	NR	NR
21	ODISHA	NR	NR	NR	NR	NR	NR
22	PUDUCHERRY	NR	NR	NR	NR	NR	NR
23	PUNJAB	NR	NR	NR	NR	NR	NR
24	RAJASTHAN	NR	NR	NR	NR	NR	NR
25	SIKKIM	0	0	0	0	0	0
26	TAMIL NADU	1,647	1,651	249	232	131	110
27	TELANGANA	NR	NR	NR	NR	NR	NR
28	TRIPURA	NR	NR	NR	NR	NR	NR
29	UTTARAKHAND	NR	NR	NR	NR	NR	NR
30	UTTAR PRADESH	NR	NR	NR	NR	NR	NR
31	WEST BENGAL	13,913	11,876	844	705	242	182
32	ANDAMAN AND NICOBAR ISLANDS	0	0	0	0	0	0
33	CHANDIGARH	17	NR	28	NR	6	NR
34	DADRA AND NAGAR HAVELI	0	0	0	0	0	0
35	DAMAN AND DIU	NR	NR	NR	NR	NR	NR
36	LAKSHADWEEP	NR	NR	NR	NR	NR	NR
Grand Total		19,369	18,488	1,624	1,631	707	834

Note : NR Not Reported

@ State Figure

Table - 5(A)

Food security-Targeted Public Distribution system (APL+BPL+AAV)

Sl. No.	State/UT Name	Allocation of Food Grains (Tonnes) April 2015-March 2016	Off take (Tonnes) April 2015-March 2016	Achievement as reported till December 2015	Percentage of offtake w.r.t. Allocation of Food Grains
(1)	(2)	(3)	(4)	(5)	(6)
1	ANDHRA PRADESH	21,10,254	20,69,543	15,57,578	98
2	ARUNACHAL PRADESH	1,01,556	1,01,417	75,727	100
3	ASSAM	18,11,924	16,54,279	12,60,345	91
4	BIHAR	52,41,275	50,25,021	37,28,790	96
5	CHHATISGARH	13,84,056	13,84,056	10,38,042	100
6	DELHI	4,24,500	4,25,886	3,12,634	100
7	GOA	61,692	64,072	47,574	104
8	GUJARAT	20,85,108	20,16,456	14,57,839	97
9	HARYANA	7,95,000	7,80,211	5,92,347	98
10	HIMACHAL PRADESH	5,07,996	5,11,970	3,81,142	101
11	JAMMU AND KASHMIR	7,55,852	7,47,628	6,03,050	99
12	JHARKHAND	14,60,148	10,96,211	7,43,727	75
13	KARNATAKA	26,08,836	22,38,332	17,37,237	86
14	KERALA	14,72,688	14,65,038	10,84,481	99
15	MADHYA PRADESH	33,90,015	31,82,270	22,51,555	94
16	MAHARASHTRA	46,05,192	43,24,368	32,17,452	94
17	MANIPUR	1,70,952	1,70,953	1,15,766	100
18	MEGHALAYA	1,86,484	1,73,878	1,37,702	93
19	MIZORAM	69,774	71,504	53,350	102
20	NAGALAND	1,26,876	1,34,020	1,03,468	106
21	ODISHA	20,99,939	18,50,529	13,65,699	88
22	PUDUCHERRY	25,130	4,526	4,526	18
23	PUNJAB	8,70,120	8,90,317	5,79,384	102
24	RAJASTHAN	27,91,572	26,81,131	19,88,230	96
25	SIKKIM	44,292	43,333	29,519	98
26	TAMIL NADU	37,22,832	37,46,034	28,07,592	101
27	TELANGANA	14,65,680	12,79,220	8,61,965	87
28	TRIPURA	2,84,431	2,74,810	2,06,451	97
29	UTTARAKHAND	5,07,492	5,29,586	3,87,328	104
30	UTTAR PRADESH	74,72,363	72,82,416	52,22,516	97
31	WEST BENGAL	36,18,996	33,19,673	27,14,620	92
32	ANDAMAN AND NICOBAR ISLANDS	33,649	22,378	21,064	67
33	CHANDIGARH	13,005	14,762	14,762	114
34	DADRA AND NAGAR HAVELI	10,341	10,220	6,616	99
35	DAMAN AND DIU	5,792	4,436	2,938	77
36	LAKSHADWEEP	4,620	3,720	2,360	81
Grand Total		5,23,40,432	4,95,94,204	3,67,15,376	95

Very Good:(90% or above of targets)

ANDHRA PRADESH, ARUNACHAL PRADESH, ASSAM, BIHAR, CHHATISGARH, DELHI, GOA, GUJARAT, HARYANA, HIMACHAL PRADESH, JAMMU AND KASHMIR, KERALA, MADHYA PRADESH, MAHARASHTRA, MANIPUR, MEGHALAYA, MIZORAM, NAGALAND, PUNJAB, RAJASTHAN, SIKKIM, TAMIL NADU, TRIPURA, UTTARAKHAND, UTTAR PRADESH, WEST BENGAL, CHANDIGARH, DADRA AND NAGAR HAVELI

Good:(Between 80% to 90% targets)

KARNATAKA, ODISHA, TELANGANA, LAKSHADWEEP

Poor:(Below 80% of targets)

JHARKHAND, PUDUCHERRY, ANDAMAN AND NICOBAR ISLANDS, DAMAN AND DIU

Food Security: Targeted Public Distribution System (APL+BPL+AAY)

Off take

% Achievement of Target
During April 2015 - March 2016

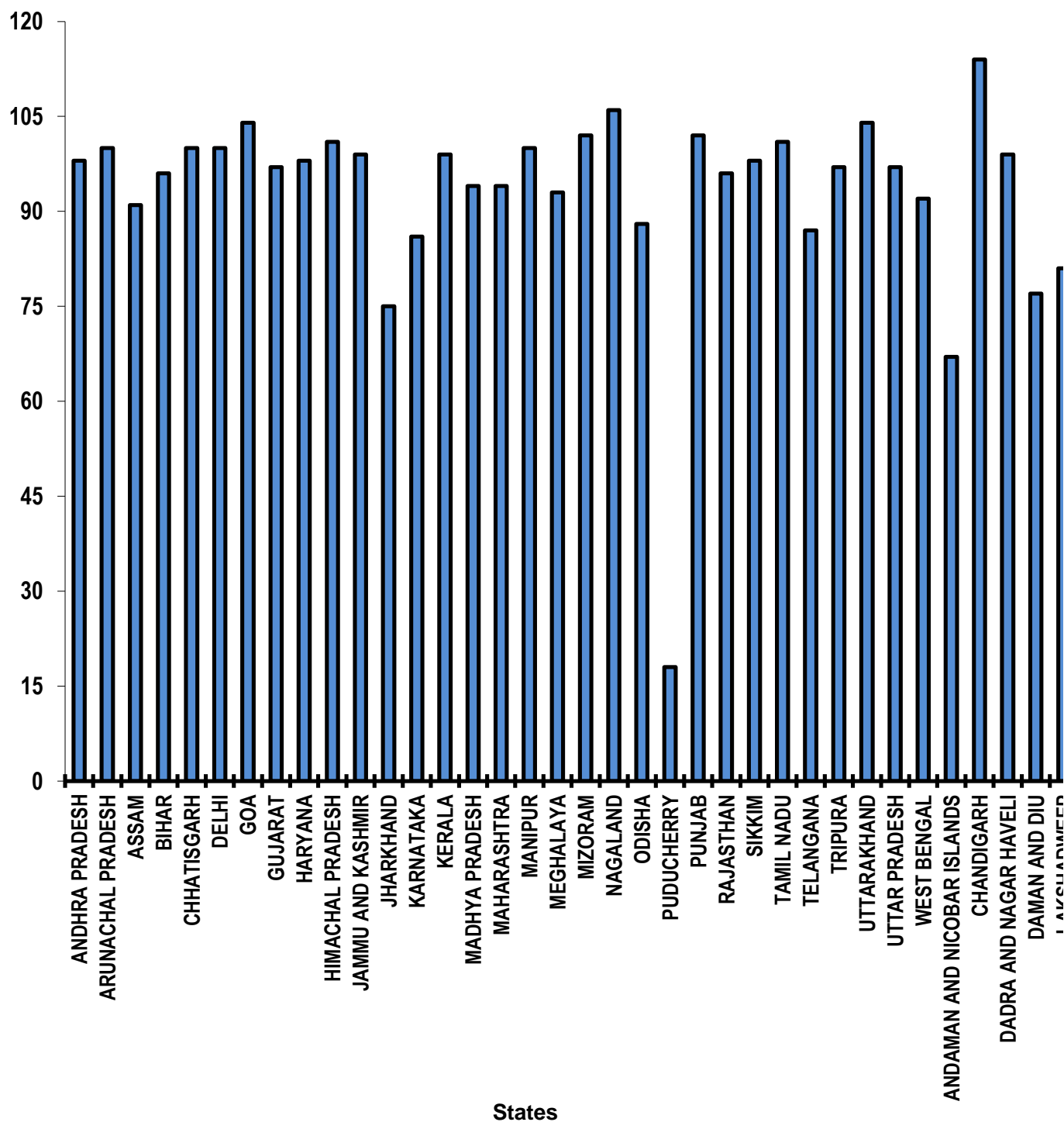


Table - 5(B)

Food security-Targeted Public Distribution system (only AAY)

Sl. No.	State/UT Name	Allocation of Food Grains (Tonnes) April 2015-March 2016	Off take (Tonnes) April 2015-March 2016	Achievement as reported till December 2015	Percentage of offtake w.r.t. Allocation of Food Grains
(1)	(2)	(3)	(4)	(5)	(6)
1	ANDHRA PRADESH	2,54,384	2,92,031	2,85,774	115
2	ARUNACHAL PRADESH	15,972	16,074	19,238	101
3	ASSAM	1,97,128	1,98,271	1,98,271	101
4	BIHAR	0	0	0	-
5	CHHATISGARH	0	0	0	-
6	DELHI	0	0	0	-
7	GOA	4,072	4,055	4,055	100
8	GUJARAT	3,26,292	3,26,169	2,44,596	100
9	HARYANA	0	0	0	-
10	HIMACHAL PRADESH	0	0	0	-
11	JAMMU AND KASHMIR	89,490	1,16,662	94,952	130
12	JHARKHAND	1,92,762	2,21,474	2,21,474	115
13	KARNATAKA	0	0	0	-
14	KERALA	2,50,260	2,47,394	1,87,610	99
15	MADHYA PRADESH	0	0	0	-
16	MAHARASHTRA	0	0	0	-
17	MANIPUR	26,724	26,725	18,033	100
18	MEGHALAYA	24,570	27,026	22,112	110
19	MIZORAM	10,010	11,098	8,368	111
20	NAGALAND	19,968	20,991	16,517	105
21	ODISHA	3,37,748	3,34,301	3,34,301	99
22	PUDUCHERRY	5,645	2,600	2,600	46
23	PUNJAB	0	0	0	-
24	RAJASTHAN	0	0	0	-
25	SIKKIM	5,202	5,202	4,624	100
26	TAMIL NADU	7,83,144	7,82,662	5,86,876	100
27	TELANGANA	1,36,356	1,33,203	1,33,043	98
28	TRIPURA	19,800	23,760	23,760	120
29	UTTARAKHAND	40,092	44,800	44,800	112
30	UTTAR PRADESH	15,09,370	15,48,597	12,90,731	103
31	WEST BENGAL	3,62,579	3,85,694	3,50,514	106
32	ANDAMAN AND NICOBAR ISLANDS	1,595	885	885	55
33	CHANDIGARH	0	0	0	-
34	DADRA AND NAGAR HAVELI	2,013	2,013	1,464	100
35	DAMAN AND DIU	371	391	391	105
36	LAKSHADWEEP	168	0	0	0
Grand Total		46,15,715	47,72,078	40,94,989	103

Very Good:(90% or above of targets)

ANDHRA PRADESH, ARUNACHAL PRADESH, ASSAM, GOA, GUJARAT, JAMMU AND KASHMIR, JHARKHAND, KERALA, MANIPUR, MEGHALAYA, MIZORAM, NAGALAND, ODISHA, SIKKIM, TAMIL NADU, TELANGANA, TRIPURA, UTTARAKHAND, UTTAR PRADESH, WEST BENGAL, DADRA AND NAGAR HAVELI, DAMAN AND DIU

Poor:(Below 80% of targets)

PUDUCHERRY, ANDAMAN AND NICOBAR ISLANDS, LAKSHADWEEP

Food Security: Targeted Public Distribution System (Only Antyodaya Anna Yojana)

Off take

% Achievement of Target
During April 2015 - March 2016

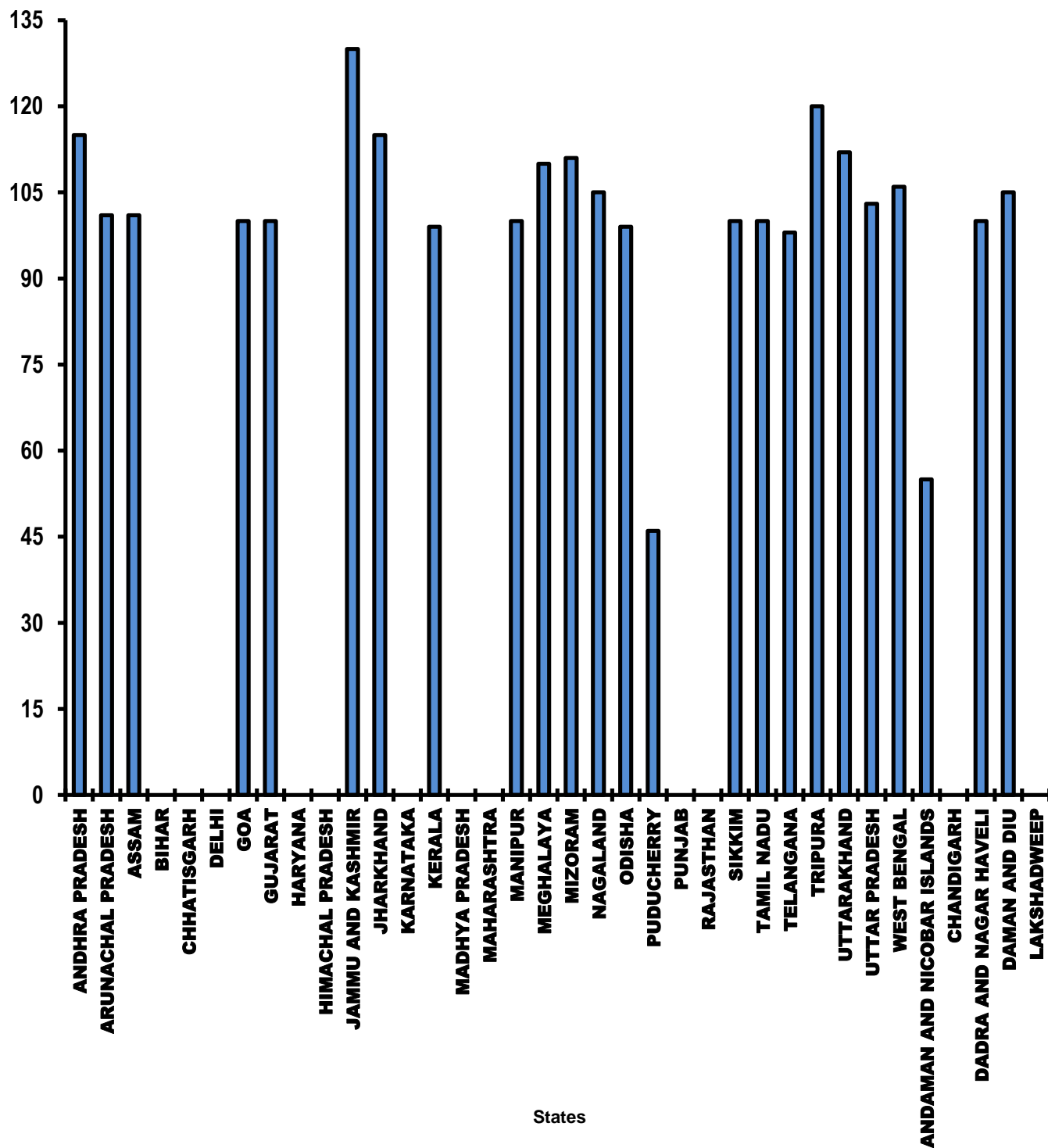


Table - 5(C)

Food Security - Targeted Public Distribution System (Only BPL)

Sl. No.	State/UT Name	Allocation of Food Grains (Tonnes) April 2015-March 2016	Off take (Tonnes) April 2015-March 2016	Achievement as reported till December 2015	Percentage of offtake w.r.t. Allocation of Food Grains
(1)	(2)	(3)	(4)	(5)	(6)
1	ANDHRA PRADESH	4,09,048	4,72,890	4,61,531	116
2	ARUNACHAL PRADESH	25,524	25,537	19,238	100
3	ASSAM	3,16,816	3,20,853	3,20,853	101
4	BIHAR	0	0	0	-
5	CHHATISGARH	0	0	0	-
6	DELHI	0	0	0	-
7	GOA	3,688	3,601	3,601	98
8	GUJARAT	5,64,156	5,64,337	4,23,247	100
9	HARYANA	0	0	0	-
10	HIMACHAL PRADESH	0	0	0	-
11	JAMMU AND KASHMIR	1,68,080	1,96,043	1,58,734	117
12	JHARKHAND	3,09,984	3,54,915	3,03,784	114
13	KARNATAKA	0	0	0	-
14	KERALA	4,02,348	4,00,314	2,99,042	99
15	MADHYA PRADESH	0	0	0	-
16	MAHARASHTRA	0	0	0	-
17	MANIPUR	43,008	43,007	29,602	100
18	MEGHALAYA	39,480	43,794	35,520	111
19	MIZORAM	16,170	18,333	13,630	113
20	NAGALAND	32,112	33,731	25,703	105
21	ODISHA	7,50,506	7,43,408	7,43,408	99
22	PUDUCHERRY	8,985	1,119	1,119	12
23	PUNJAB	0	0	0	-
24	RAJASTHAN	0	0	0	-
25	SIKKIM	8,478	8,477	7,535	100
26	TAMIL NADU	12,59,232	12,73,144	9,59,649	101
27	TELANGANA	2,19,258	2,21,816	2,21,816	101
28	TRIPURA	31,825	31,825	31,825	100
29	UTTARAKHAND	64,494	83,562	83,562	130
30	UTTAR PRADESH	24,24,463	24,70,561	20,70,464	102
31	WEST BENGAL	12,06,581	14,40,550	12,62,186	119
32	ANDAMAN AND NICOBAR ISLANDS	3,597	2,311	2,124	64
33	CHANDIGARH	0	0	0	-
34	DADRA AND NAGAR HAVELI	4,609	4,609	3,352	100
35	DAMAN AND DIU	609	520	520	85
36	LAKSHADWEEP	252	0	0	0
Grand Total		83,13,303	87,59,257	74,82,045	105

Very Good:(90% or above of targets)

ANDHRA PRADESH, ARUNACHAL PRADESH, ASSAM, GOA, GUJARAT, JAMMU AND KASHMIR, JHARKHAND, KERALA, MANIPUR, MEGHALAYA, MIZORAM, NAGALAND, ODISHA, SIKKIM, TAMIL NADU, TELANGANA, TRIPURA, UTTARAKHAND, UTTAR PRADESH, WEST BENGAL, DADRA AND NAGAR HAVELI

Good:(Between 80% to 90% targets)

DAMAN AND DIU

Poor:(Below 80% of targets)

PUDUCHERRY, ANDAMAN AND NICOBAR ISLANDS, LAKSHADWEEP

Food Security: Targeted Public Distribution System (Only BPL) Off take

% Achievement of Target
During April 2015- March 2016

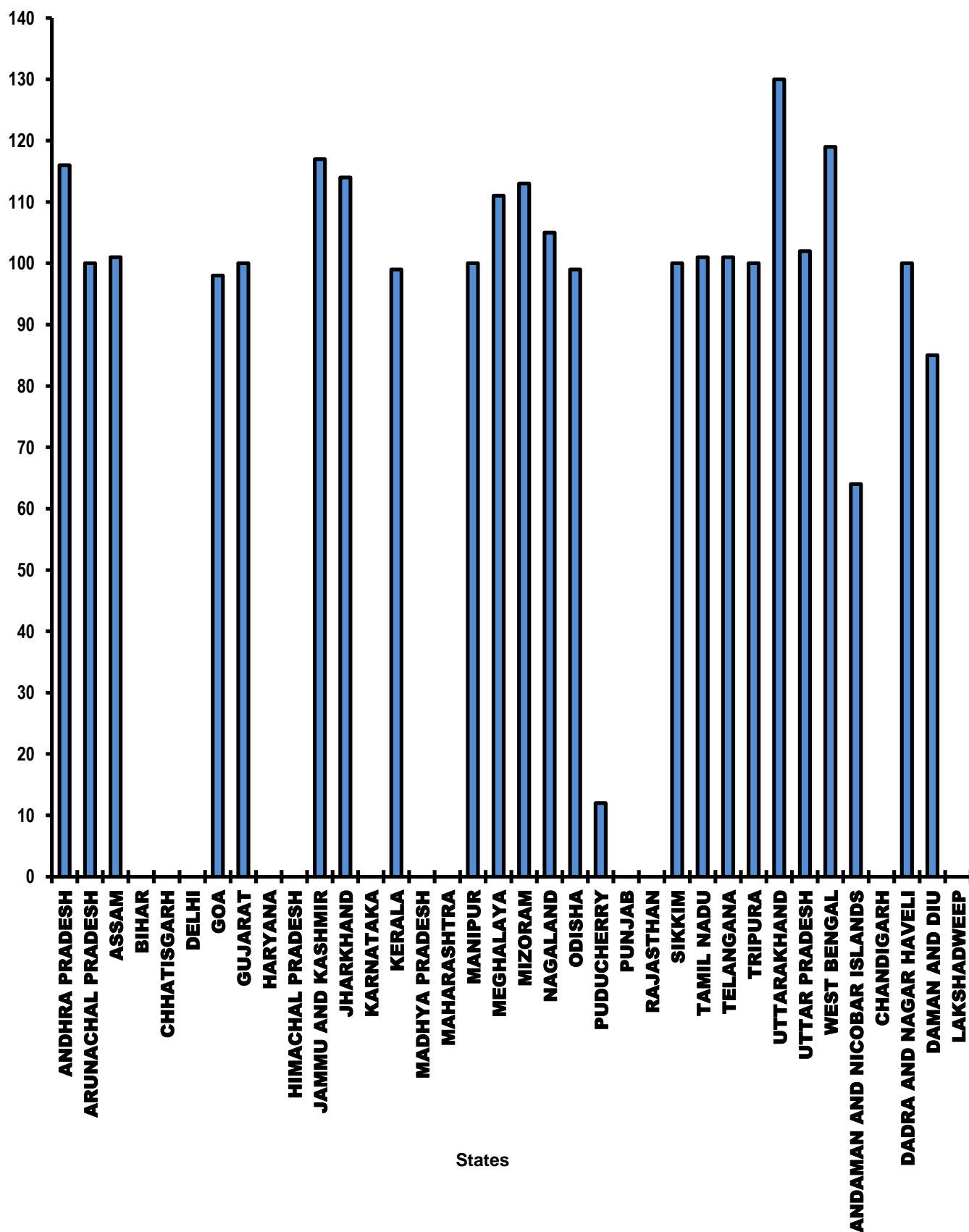


Table - 5(D)

Food Security:National Food Security Act(Normal)-NFSA

Sl. No.	State/UT Name	Allocation of Food Grains (Tonnes) April 2015-March 2016	Off take (Tonnes) April 2015-March 2016	Achievement as reported till December 2015	Percentage of offtake w.r.t. Allocation of Food Grains
(1)	(2)	(3)	(4)	(5)	(6)
1	ANDHRA PRADESH	6,16,567	4,42,538	0	72
2	ARUNACHAL PRADESH	0	0	0	-
3	ASSAM	5,20,932	3,62,557	0	70
4	BIHAR	52,41,275	50,25,021	37,28,790	96
5	CHHATISGARH	13,84,056	13,84,056	10,38,042	100
6	DELHI	4,23,792	4,25,638	3,12,410	100
7	GOA	11,140	12,040	1,862	108
8	GUJARAT	0	0	0	-
9	HARYANA	7,95,000	7,80,211	5,92,347	98
10	HIMACHAL PRADESH	1,85,952	1,86,084	1,38,705	100
11	JAMMU AND KASHMIR	73,660	6,494	0	9
12	JHARKHAND	7,80,822	5,05,277	1,52,793	65
13	KARNATAKA	26,08,836	22,38,332	17,37,237	86
14	KERALA	0	0	0	-
15	MADHYA PRADESH	33,90,015	31,82,270	22,51,555	94
16	MAHARASHTRA	46,05,192	43,24,368	32,17,452	94
17	MANIPUR	0	0	0	-
18	MEGHALAYA	21,602	0	0	0
19	MIZORAM	3,711	0	0	0
20	NAGALAND	0	773	0	-
21	ODISHA	6,94,078	5,35,843	51,013	77
22	PUDUCHERRY	0	0	0	-
23	PUNJAB	8,70,120	8,90,317	5,79,384	102
24	RAJASTHAN	27,91,572	26,81,131	19,68,230	96
25	SIKKIM	6,576	6,575	0	100
26	TAMIL NADU	0	0	0	-
27	TELANGANA	6,48,024	5,35,145	1,31,807	83
28	TRIPURA	86,849	81,169	41,470	93
29	UTTARAKHAND	2,00,730	1,89,632	75,824	94
30	UTTAR PRADESH	11,42,313	9,93,055	0	87
31	WEST BENGAL	12,40,793	6,63,501	3,59,327	53
32	ANDAMAN AND NICOBAR ISLANDS	333	0	0	0
33	CHANDIGARH	6,145	6,529	6,529	106
34	DADRA AND NAGAR HAVELI	749	988	0	132
35	DAMAN AND DIU	2,495	2,221	723	89
36	LAKSHADWEEP	1,016	1,016	288	100
Grand Total		2,83,54,345	2,54,62,781	1,63,85,788	90

Very Good:(90% or above of targets)

BIHAR, CHHATISGARH, DELHI, GOA, HARYANA, HIMACHAL PRADESH, MADHYA PRADESH, MAHARASHTRA, PUNJAB, RAJASTHAN, SIKKIM, TRIPURA, UTTARAKHAND, CHANDIGARH, DADRA AND NAGAR HAVELI, LAKSHADWEEP

Good:(Between 80% to 90% targets)

KARNATAKA, TELANGANA, UTTAR PRADESH, DAMAN AND DIU

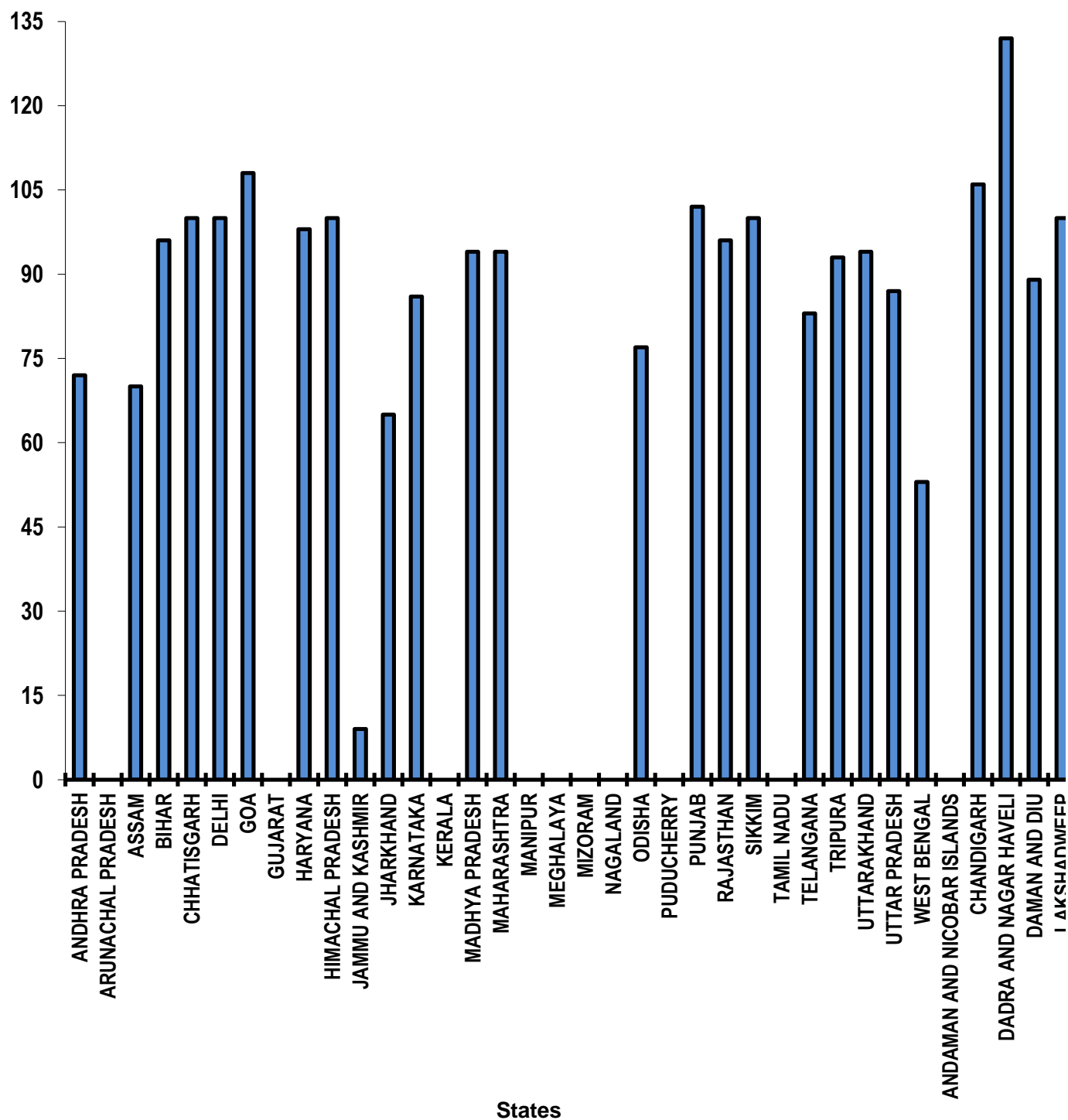
Poor:(Below 80% of targets)

ANDHRA PRADESH, ASSAM, JAMMU AND KASHMIR, JHARKHAND, MEGHALAYA, MIZORAM, ODISHA, WEST BENGAL, ANDAMAN AND NICOBAR ISLANDS

Table - 5(E)

Food Security: National Food Security Act (Normal) Off take

% Achievement of Target
During April 2015 - March 2016



Food Security:National Food Security Act(Tide Over)-NFSA

Sl. No.	State/UT Name	Allocation of Food Grains (Tonnes) April 2015-March 2016	Off take (Tonnes) April 2015-March 2016	Achievement as reported till December 2015	Percentage of offtake w.r.t. Allocation of Food Grains
(1)	(2)	(3)	(4)	(5)	(6)
1	ANDHRA PRADESH	7,383	9,106	0	123
2	ARUNACHAL PRADESH	0	0	0	-
3	ASSAM	33,088	31,227	0	94
4	BIHAR	0	0	0	-
5	CHHATISGARH	0	0	0	-
6	DELHI	708	248	224	35
7	GOA	8,528	8,528	2,208	100
8	GUJARAT	0	0	0	-
9	HARYANA	0	0	0	-
10	HIMACHAL PRADESH	3,22,044	3,25,886	2,42,437	101
11	JAMMU AND KASHMIR	51,522	550	0	1
12	JHARKHAND	0	0	0	-
13	KARNATAKA	0	0	0	-
14	KERALA	0	0	0	-
15	MADHYA PRADESH	0	0	0	-
16	MAHARASHTRA	0	0	0	-
17	MANIPUR	0	0	0	-
18	MEGHALAYA	7,732	1,311	0	17
19	MIZORAM	1,768	0	0	0
20	NAGALAND	0	46	0	-
21	ODISHA	0	0	0	-
22	PUDUCHERRY	0	0	0	-
23	PUNJAB	0	0	0	-
24	RAJASTHAN	0	0	0	-
25	SIKKIM	4,506	3,549	0	79
26	TAMIL NADU	0	0	0	-
27	TELANGANA	20,976	16,808	3,051	80
28	TRIPURA	71,232	53,968	25,308	76
29	UTTARAKHAND	50,766	47,456	19,006	93
30	UTTAR PRADESH	0	0	0	-
31	WEST BENGAL	0	0	0	-
32	ANDAMAN AND NICOBAR ISLANDS	2,131	0	0	0
33	CHANDIGARH	6,860	8,233	8,233	120
34	DADRA AND NAGAR HAVELI	0	0	0	-
35	DAMAN AND DIU	0	0	0	-
36	LAKSHADWEEP	2,064	1,664	1,032	81
Grand Total		5,91,308	5,08,580	3,01,499	86

Very Good:(90% or above of targets)

ANDHRA PRADESH, ASSAM, GOA, HIMACHAL PRADESH, UTTARAKHAND, CHANDIGARH

Good:(Between 80% to 90% targets)

TELANGANA, LAKSHADWEEP

Poor:(Below 80% of targets)

DELHI, JAMMU AND KASHMIR, MEGHALAYA, MIZORAM, SIKKIM, TRIPURA, ANDAMAN AND NICOBAR ISLANDS

Food Security: National Food Security Act (Tide Over)

Off take

% Achievement of Target
During April 2015 - March 2016

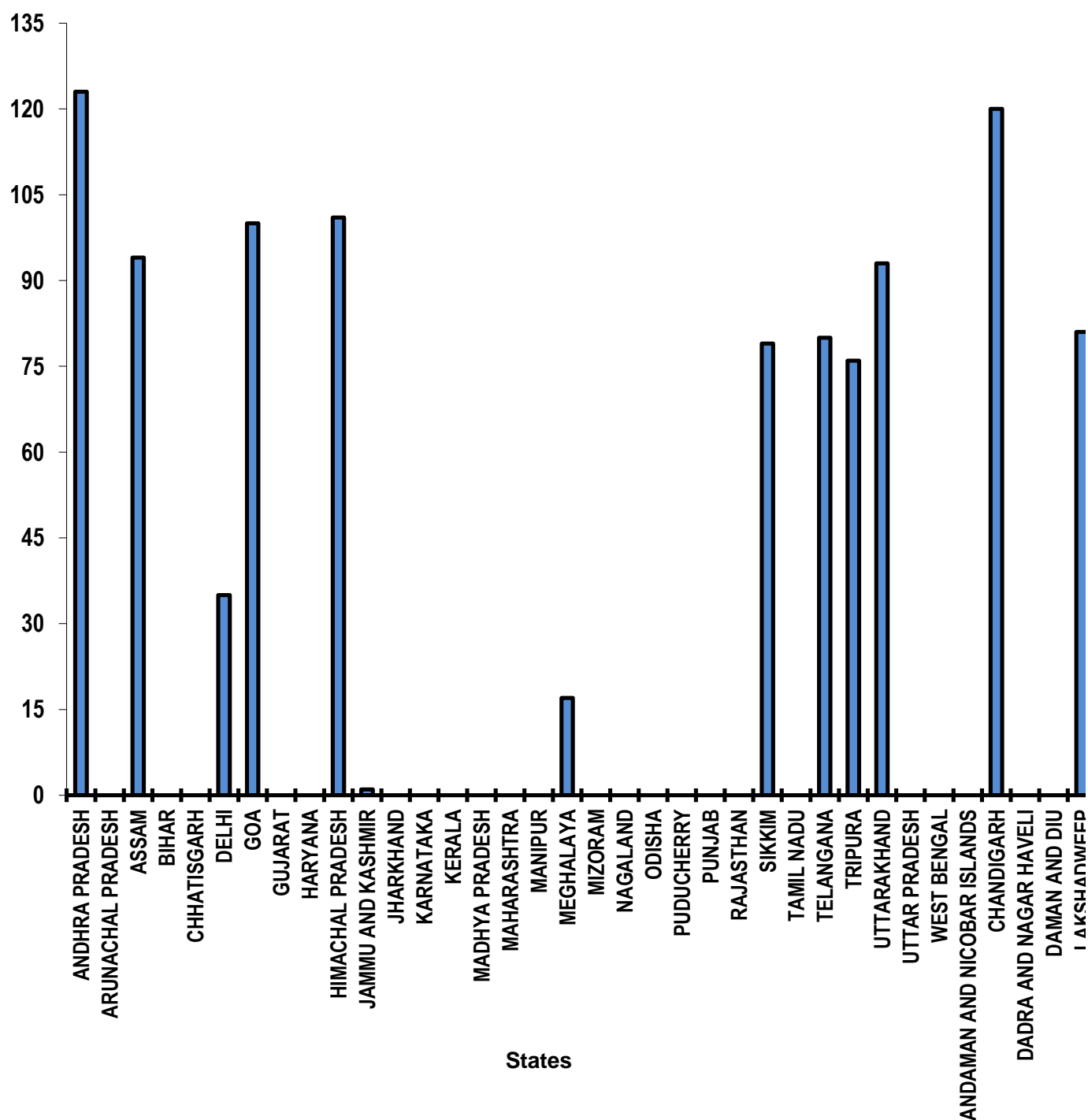


Table - 6

Rural Housing - Indira Awaas Yojana
Houses constructed
(Unit: Number)

Sl. No.	State/UT Name	Target	Achievement	Percent Achievement
		2015-2016	April 2015-March 2016	April 2015-March 2016
(1)	(2)	(3)	(4)	(5)/(4)
1	ANDHRA PRADESH	65,976	55,447	84
2	ARUNACHAL PRADESH	1,357	NR	0
3	ASSAM	1,23,193	40,817	33
4	BIHAR	2,36,271	4,76,379	202
5	CHHATISGARH	36,158	39,373	109
6	GOA	495	1,126	227
7	GUJARAT	28,753	54,537	190
8	HARYANA	29,314	12,428	42
9	HIMACHAL PRADESH	2,635	2,972	113
10	JAMMU AND KASHMIR	7,579	9,989	132
11	JHARKHAND	41,901	NR	0
12	KARNATAKA	80,087	1,00,514	126
13	KERALA	49,792	41,567	83
14	MADHYA PRADESH	97,109	0	0
15	MAHARASHTRA	1,58,763	1,13,537	72
16	MANIPUR	3,133	NR	0
17	MEGHALAYA	5,672	1,634	29
18	MIZORAM	870	NR	0
19	NAGALAND	996	NR	0
20	ODISHA	1,35,403	3,84,675 #	284
21	PUDUCHERRY	549	0	0
22	PUNJAB	47,844	2,841	6
23	RAJASTHAN	85,162	1,03,246	121
24	SIKKIM	1,234	40	3
25	TAMIL NADU	45,044	16,895	38
26	TELANGANA	56,748	45,783	81
27	TRIPURA	6,423	NR	0
28	UTTARAKHAND	6,432	8,811	137
29	UTTAR PRADESH	3,58,551	2,54,276	71
30	WEST BENGAL	3,64,877	3,13,261	86
31	ANDAMAN AND NICOBAR ISLANDS	609	151	25
32	DADRA AND NAGAR HAVELI	157	0	0
33	DAMAN AND DIU	43	0	0
34	LAKSHADWEEP	16	231	1,444
Grand Total		20,79,146	20,80,530	100

Very Good:(90% or above of targets)

BIHAR, CHHATISGARH, GOA, GUJARAT, HIMACHAL PRADESH, JAMMU AND KASHMIR, KARNATAKA, ODISHA, RAJASTHAN, UTTARAKHAND, LAKSHADWEEP

Good:(Between 80% to 90% targets)

ANDHRA PRADESH, KERALA, TELANGANA, WEST BENGAL

Poor:(Below 80% of targets)

ARUNACHAL PRADESH, ASSAM, HARYANA, JHARKHAND, MADHYA PRADESH, MAHARASHTRA, MANIPUR, MEGHALAYA, MIZORAM, NAGALAND, PUDUCHERRY, PUNJAB, SIKKIM, TAMIL NADU, TRIPURA, UTTAR PRADESH, ANDAMAN AND NICOBAR ISLANDS, DADRA AND NAGAR HAVELI, DAMAN AND DIU

Note:

NR Not Reported

Figures reported earlier have been repeated

Rural Housing - Indira Awaas Yojana

Houses constructed

% Achievement of Target

During April 2015 - March 2016

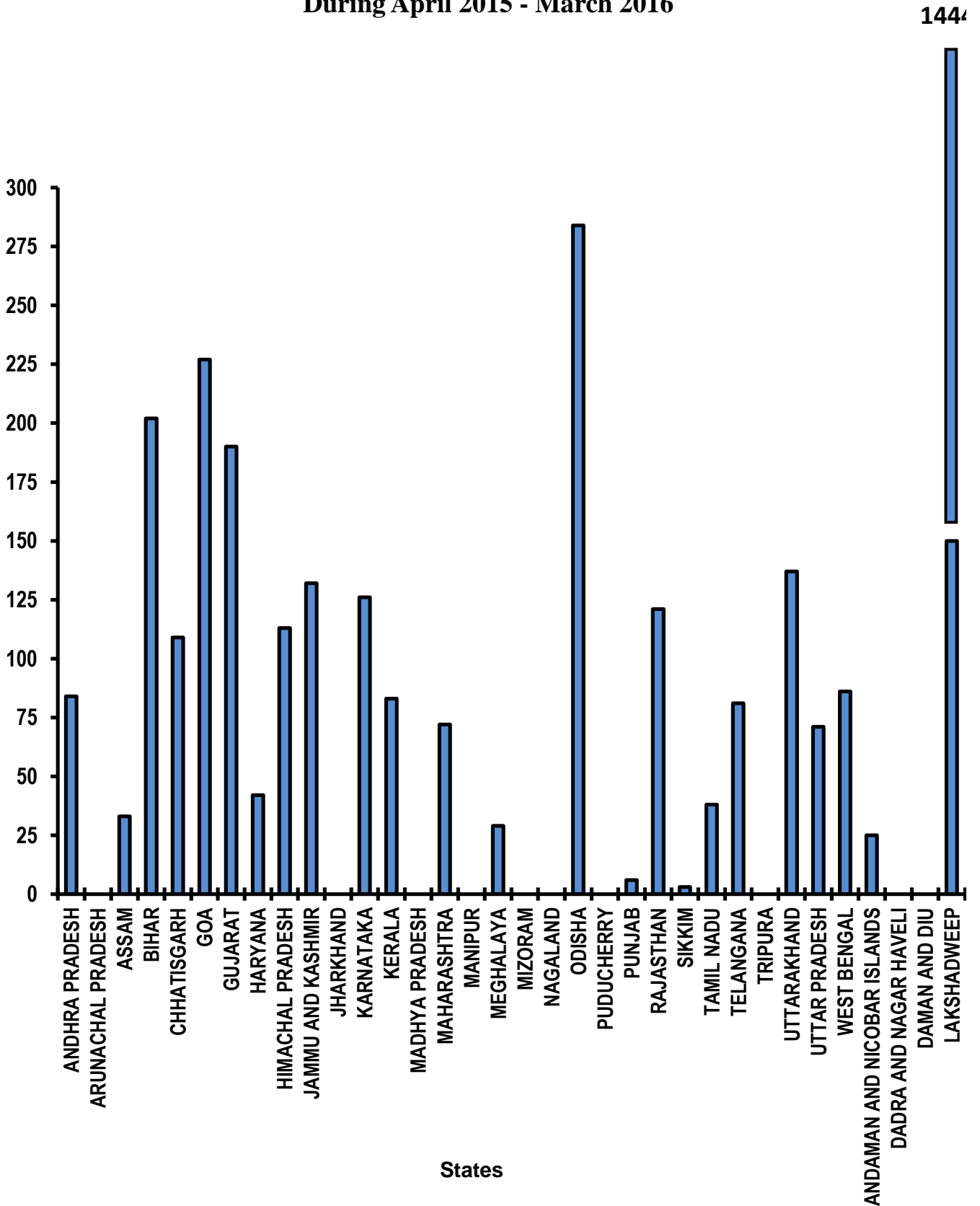


Table - 7

EWS/LIG Houses in Urban Areas
Houses constructed
(Unit: Number)

Sl. No.	State/UT Name	Target	Achievement		Percent Achievement
		2015-2016	April 2015-March 2016	Achievement as reported till December 2015	April 2015-March 2016
(1)	(2)	(3)	(4)	(5)	(5)/(4)
1	ANDHRA PRADESH	9,055	3,053	2,818	34
2	ARUNACHAL PRADESH	417	NR	0	0
3	ASSAM	1,488	0	0	0
4	BIHAR	8,865	5,920	3,411	67
5	CHHATISGARH	6,716	7,912	7,912	118
6	DELHI	14,969	2,040	2,040	14
7	GOA	-	0	0	-
8	GUJARAT	8,822	9,051	4,379	103
9	HARYANA	353	954	2,509	270
10	HIMACHAL PRADESH	610	547	0	90
11	JAMMU AND KASHMIR	3,668	0	0	0
12	JHARKHAND	2,228	NR	NR	0
13	KARNATAKA	1,252	8,444	6,088	674
14	KERALA	3,969	450	316	11
15	MADHYA PRADESH	4,205	0	0	0
16	MAHARASHTRA	27,474	20,990	11,214	76
17	MANIPUR	23	NR	0	0
18	MEGHALAYA	411	356	230	87
19	MIZORAM	98	NR	0	0
20	NAGALAND	707	NR	NR	0
21	ODISHA	1,627	1472 #	1,472	90
22	PUDUCHERRY	350	0	0	0
23	PUNJAB	1,401	0	0	0
24	RAJASTHAN	8,877	13,482	11,499	152
25	SIKKIM	15	0	0	0
26	TAMIL NADU	14,332	14,332	8,702	100
27	TELANGANA	4,594	0	0	0
28	TRIPURA	-	NR	0	-
29	UTTARAKHAND	846	0	0	0
30	UTTAR PRADESH	11,427	1,272	1,121	11
31	WEST BENGAL	8,872	19,243	17,907	217
32	ANDAMAN AND NICOBAR ISLANDS	-	0	0	-
33	CHANDIGARH	2,306	0	0	0
34	DADRA AND NAGAR HAVELI	22	0	0	0
35	DAMAN AND DIU	-	0	0	-
Grand Total		1,49,999	1,09,518	81,618	73

Very Good: (90% or above of targets)

CHHATISGARH, GUJARAT, HARYANA, HIMACHAL PRADESH, KARNATAKA, ODISHA, RAJASTHAN, TAMIL NADU, WEST BENGAL

Good: (Between 80% to 90% targets)

MEGHALAYA

Poor: (Below 80% of targets)

ANDHRA PRADESH, ARUNACHAL PRADESH, ASSAM, BIHAR, DELHI, JAMMU AND KASHMIR, JHARKHAND, KERALA, MADHYA PRADESH, MAHARASHTRA, MANIPUR, MIZORAM, NAGALAND, PUDUCHERRY, PUNJAB, SIKKIM, TELANGANA, UTTARAKHAND, UTTAR PRADESH, CHANDIGARH, DADRA AND NAGAR HAVELI

NR Not Reported

\$ State has revised the figure downward

Figures reported earlier have been repeated

EWS/LIG Houses in Urban Areas

Houses constructed

% Achievement of Target

During April 2015 - March 2016

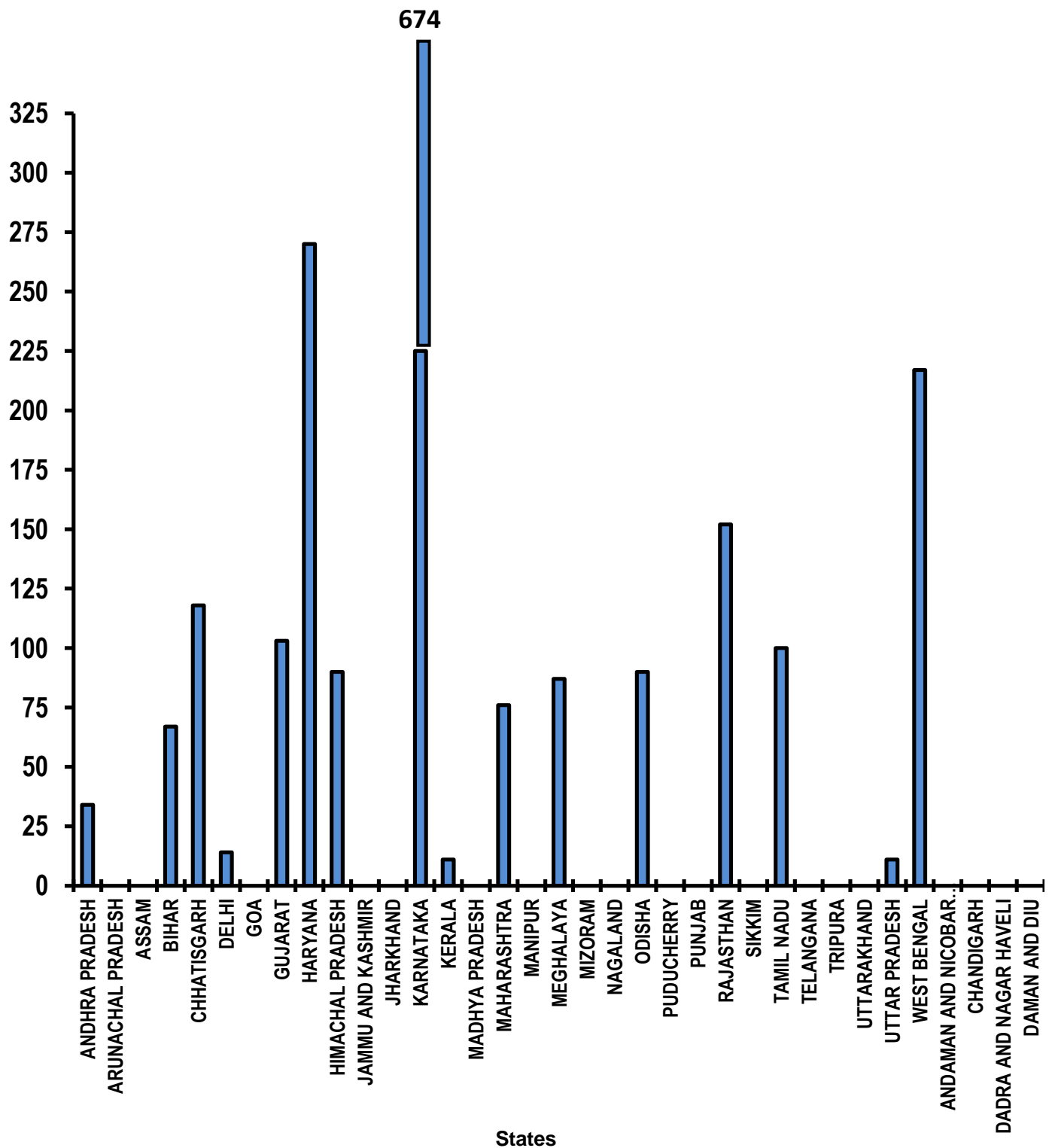


Table - 8(A)

Rural Areas: National Rural Drinking Water Programme (NRDWP)
Partially Covered Habitations
 (Unit: Number)

Sl. No.	State/UT Name	Target +	Achievement		Percent Achievement
		2015-2016	April 2015-March 2016	Achievement as reported till December 2015	April 2015-March 2016
(1)	(2)	(3)	(4)	(5)	(5)/(4)
1	ANDHRA PRADESH	903	1,905	1,669	211
2	ARUNACHAL PRADESH	177	NR	0	0
3	ASSAM	2,546	1,128	496	44
4	BIHAR	4,019	5,689	3,964	142
5	CHHATISGARH	2,929	2,651	616	91
6	GOA	2	0	0	0
7	GUJARAT	940	1,172	568	125
8	HARYANA	245	315	246	129
9	HIMACHAL PRADESH	1,115	1,536	1,478	138
10	JAMMU AND KASHMIR	355	230	100	65
11	JHARKHAND	7,306	NR	NR	0
12	KARNATAKA	3,706	17,751	8,475	479
13	KERALA	391	356	183	91
14	MADHYA PRADESH	4,954	304 *	0	6
15	MAHARASHTRA	1,424	1,403	871	99
16	MANIPUR	52	65 #	65	125
17	MEGHALAYA	270	225	89	83
18	MIZORAM	31	4 #	4	13
19	NAGALAND	19	NR	NR	0
20	ODISHA	7,851	10548 #	10,548	134
21	PUDUCHERRY	5	0	0	0
22	PUNJAB	261	209	131	80
23	RAJASTHAN	800	1,698	738	212
24	SIKKIM	45	82	11	182
25	TAMIL NADU	1,388	1,389	221	100
26	TELANGANA	714	1,524	1,387	213
27	TRIPURA	35	10 #	10	29
28	UTTARAKHAND	460	472	442	103
29	UTTAR PRADESH	2,167	2,167	625	100
30	WEST BENGAL	1,965	2,139	1,655	109
31	ANDAMAN AND NICOBAR ISLANDS	5	7	7	140
Grand Total		47,080	54,979	34,599	117

Very Good: (90% or above of targets)

ANDHRA PRADESH, BIHAR, CHHATISGARH, GUJARAT, HARYANA, HIMACHAL PRADESH, KARNATAKA, KERALA, MAHARASHTRA, MANIPUR, ODISHA, RAJASTHAN, SIKKIM, TAMIL NADU, TELANGANA, UTTARAKHAND, UTTAR PRADESH, WEST BENGAL, ANDAMAN AND NICOBAR ISLANDS

Good: (Between 80% to 90% targets)

MEGHALAYA, PUNJAB

Poor: (Below 80% of targets)

ARUNACHAL PRADESH, ASSAM, GOA, JAMMU AND KASHMIR, JHARKHAND, MADHYA PRADESH, MIZORAM, NAGALAND, PUDUCHERRY, TRIPURA

Note:

NR Not Reported

* Figures provided by M/o Drinking Water & Sanitation

+ M/o Drinking Water & Sanitation has revised the targets for the Year 2015-16

Figures reported earlier have been repeated

Rural Areas- National Rural Drinking Water Programme (NRDWP)

Partially Covered Habitations

% Achievement of Target
During April 2015 - March 2016

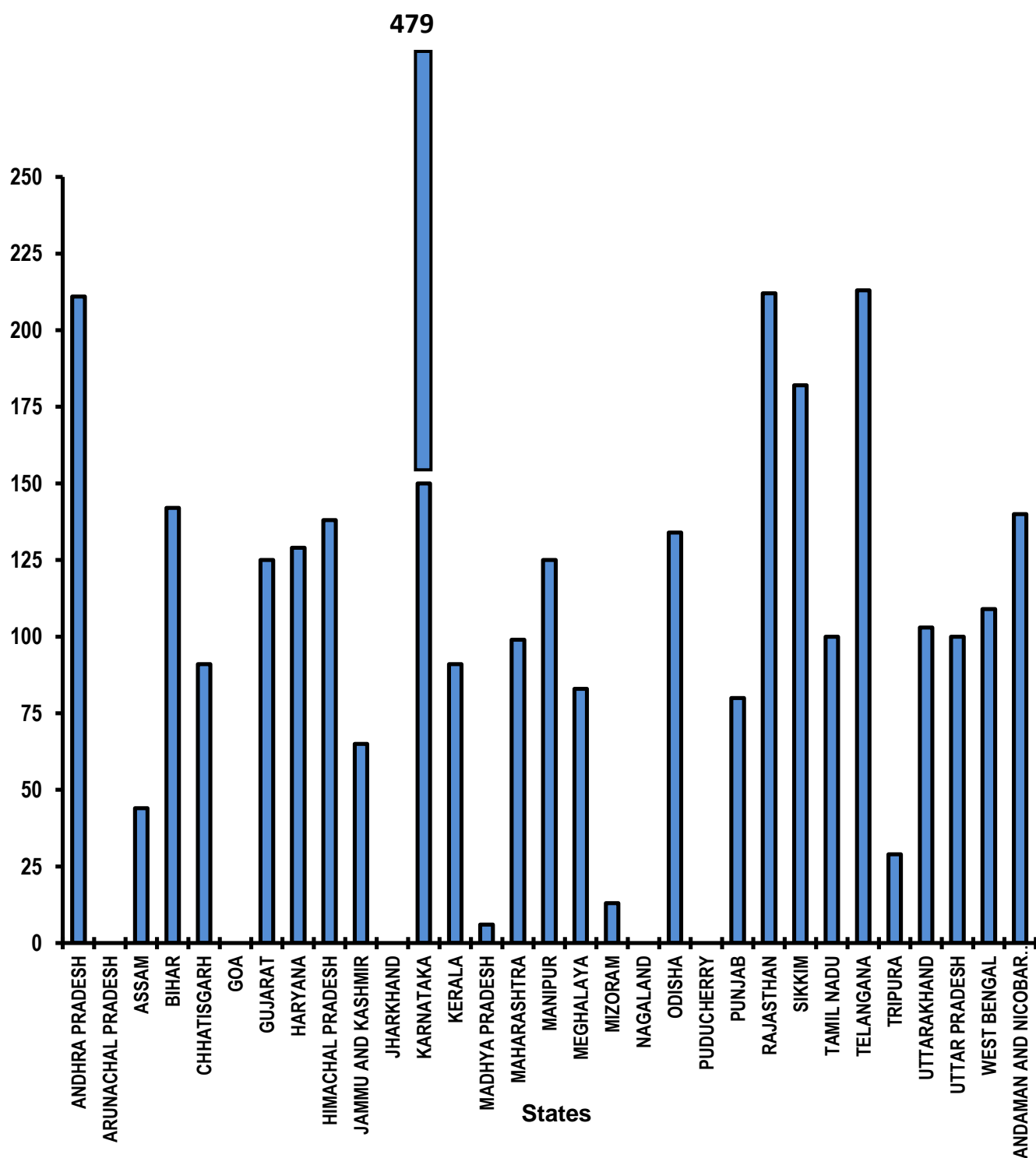


Table - 8(B)

Rural Areas: National Rural Drinking Water Programme (NRDWP)
Coverage of water quality affected habitations
(Unit: Number)

Sl. No.	State/UT Name	Target +	Achievement	Achievement as reported till	Percent Achievement
		2015-2016	April 2015-March 2016	December 2015	April 2015-March 2016
(1)	(2)	(3)	(4)	(5)	(5)/(4)
1	ANDHRA PRADESH	77	35	20	45
2	ARUNACHAL PRADESH	40	NR	0	0
3	ASSAM	1,447	498	229	34
4	BIHAR	1,673	1,609	1,098	96
5	CHHATISGARH	965	284	176	29
6	GUJARAT	21	21	3	100
7	HARYANA	3	2	0	67
8	JAMMU AND KASHMIR	4	2	0	50
9	JHARKHAND	1	NR	NR	0
10	KARNATAKA	845	1,164	780	138
11	KERALA	38	76	58	200
12	MADHYA PRADESH	467	310 *	0	66
13	MAHARASHTRA	187	144	77	77
14	MEGHALAYA	10	19	0	190
15	NAGALAND	5	NR	NR	0
16	ODISHA	769	481 #	481	63
17	PUDUCHERRY	6	0	0	0
18	PUNJAB	1,000	108	53	11
19	RAJASTHAN	1,163	1,065	372	92
20	TAMIL NADU	106	0	0	0
21	TELANGANA	88	145	140	165
22	TRIPURA	490	119 #	119	24
23	UTTARAKHAND	13	8	3	62
24	UTTAR PRADESH	167	167	36	100
25	WEST BENGAL	532	1,364	1,200	256
Grand Total		10,117	7,621	4,845	75

Very Good:(90% or above of targets)

BIHAR, GUJARAT, KARNATAKA, KERALA, MEGHALAYA, RAJASTHAN, TELANGANA, UTTAR PRADESH, WEST BENGAL

Poor:(Below 80% of targets)

ANDHRA PRADESH, ARUNACHAL PRADESH, ASSAM, CHHATISGARH, HARYANA, JAMMU AND KASHMIR, JHARKHAND, MADHYA PRADESH, MAHARASHTRA, NAGALAND, ODISHA, PUDUCHERRY, PUNJAB, TAMIL NADU, TRIPURA, UTTARAKHAND

Note:

NR Not Reported

* Figures provided by M/o Drinking Water & Sanitation

+ M/o Drinking Water & Sanitation has revised the targets for the Year 2015-16

Figures reported earlier have been repeated

Rural Areas- National Rural Drinking Water Programme (NRDWP)

Coverage of Water Quality Affected Habitations

% Achievement of Target
During April 2015 - March 2016

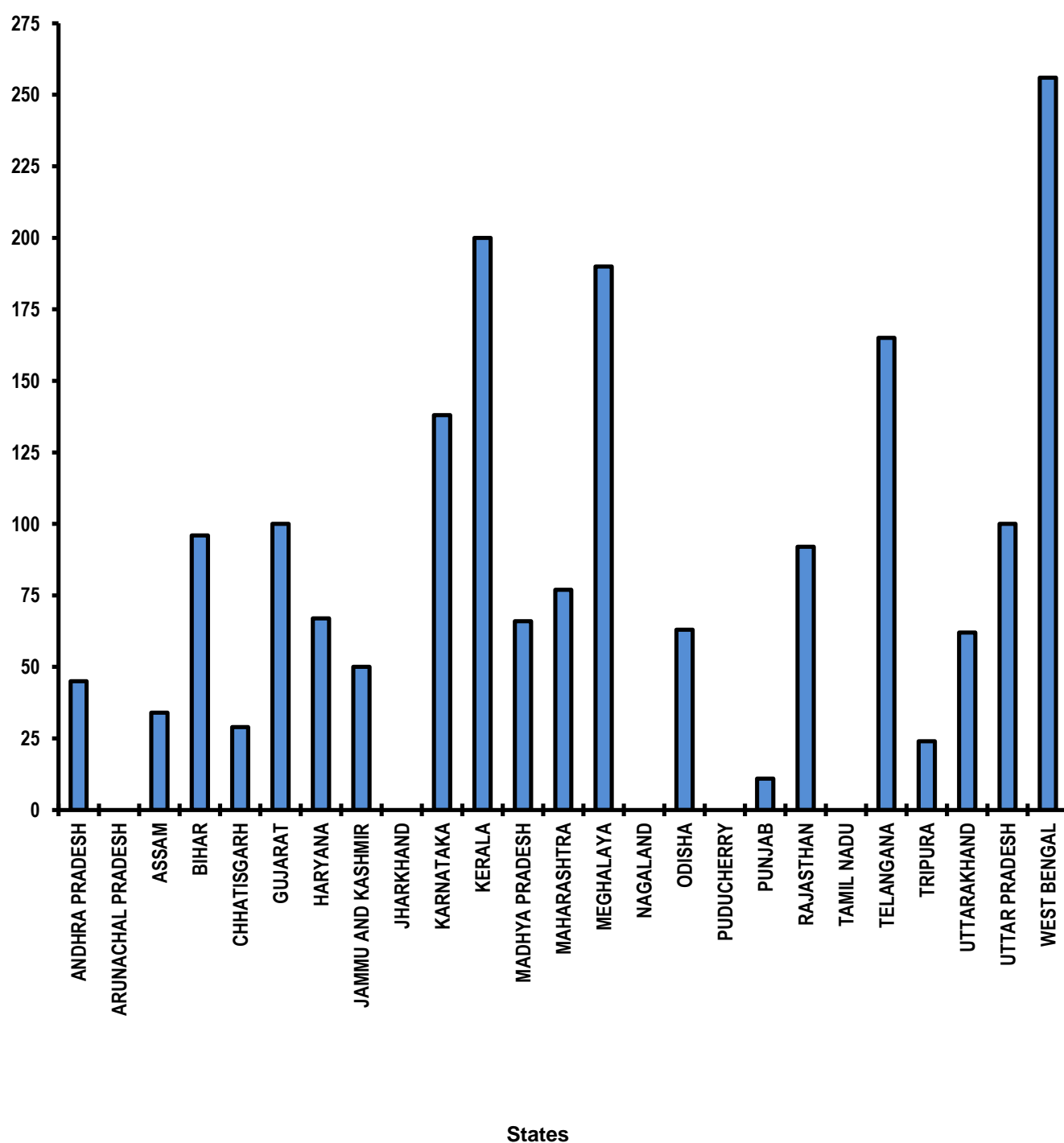


Table - 9

Sanitation Programme in Rural Areas
(Unit: Number)

Sl. No.	State/UT Name	Individual Household latrines constructed (Number) April 2015-March 2016	Achievement as reported till December 2015
(1)	(2)	(3)	(4)
1	ANDHRA PRADESH	3,54,996	2,28,840
2	ARUNACHAL PRADESH	19,439	6,613
3	ASSAM	4,65,545	3,41,946
4	BIHAR	4,27,038	1,40,168
5	CHHATISGARH	3,57,107	1,56,713
6	DELHI	0	0
7	GOA	28,637	0
8	GUJARAT	9,22,728	3,69,036
9	HARYANA	1,32,661	83,891
10	HIMACHAL PRADESH	66,632	49,710
11	JAMMU AND KASHMIR	64,665	27,182
12	JHARKHAND	3,15,130	1,71,819
13	KARNATAKA	5,33,011	3,28,913
14	KERALA	11,752	11,194
15	MADHYA PRADESH	10,22,566	7,23,062
16	MAHARASHTRA	8,89,170	4,43,868
17	MANIPUR	47,636	35,271
18	MEGHALAYA	44,129	27,935
19	MIZORAM	6,026	1,038
20	NAGALAND	22,617	16,041
21	ODISHA	13,29,832	6,31,327
22	PUDUCHERRY	0	0
23	PUNJAB	71,543	36,177
24	RAJASTHAN	21,64,590	16,24,741
25	SIKKIM	3,707	3,371
26	TAMIL NADU	9,48,287	4,87,506
27	TELANGANA	2,40,168	1,32,570
28	TRIPURA	61,173	26,148
29	UTTARAKHAND	64,030	36,379
30	UTTAR PRADESH	6,94,487	4,32,124
31	WEST BENGAL	14,32,065	11,07,631
32	ANDAMAN AND NICOBAR ISLANDS	0	0
33	CHANDIGARH	0	0
34	DADRA AND NAGAR HAVELI	0	0
35	DAMAN AND DIU	0	0
36	LAKSHADWEEP	0	0
Grand Total		1,27,41,367	76,81,214

Note:

NR Not Reported

\$ State has revised the figure downward

Table - 10

Institutional Delivery
(Unit: Number)

Sl. No.	State/UT Name	Delivery in institutions (Number) April 2015-March 2016	Achievement as reported till December 2015
(1)	(2)	(3)	(4)
1	ANDHRA PRADESH	7,64,280	5,87,630
2	ARUNACHAL PRADESH	5876 #	5,876
3	ASSAM	0	0
4	BIHAR	0	0
5	CHHATISGARH	34,396	28,652
6	DELHI	3,19,012	2,36,881
7	GOA	19,206	14,747
8	GUJARAT	11,56,426	8,43,829
9	HARYANA	4,53,837	2,91,891
10	HIMACHAL PRADESH	78,628	59,622
11	JAMMU AND KASHMIR	1,43,749	1,14,407
12	JHARKHAND	NR	NR
13	KARNATAKA	8,55,086	6,46,933
14	KERALA	4,79,462	3,60,395
15	MADHYA PRADESH	12,50,594	9,28,092
16	MAHARASHTRA	20,47,574	19,18,252
17	MANIPUR	23962 #	23,962
18	MEGHALAYA	45,558	33,593
19	MIZORAM	NR	0
20	NAGALAND	NR	NR
21	ODISHA	4,59,430 #	4,59,430
22	PUDUCHERRY	41,593	33,043
23	PUNJAB	3,42,350 \$	3,84,291
24	RAJASTHAN	13,53,622	10,25,559
25	SIKKIM	7,635	5,815
26	TAMIL NADU	9,42,551	7,17,398
27	TELANGANA	5,74,434	4,32,116
28	TRIPURA	0	0
29	UTTARAKHAND	1,19,481	88,110
30	UTTAR PRADESH	33,70,044	22,30,073
31	WEST BENGAL	11,82,757	7,18,158
32	ANDAMAN AND NICOBAR ISLANDS	4,671	3,562
33	CHANDIGARH	28,228	13,518
34	DADRA AND NAGAR HAVELI	7,789	5,786
35	DAMAN AND DIU	3,600	2,873
36	LAKSHADWEEP	1,020	782
Grand Total		1,61,16,851	1,22,15,276

NR Not Reported

\$ State has revised the figure downward

Figures reported earlier have been repetaed

Table - 11(A)

SC Families assisted
SC families assisted under SCA to SCSP & NSFDC
(Unit: Number)

Sl. No.	State/UT Name	Target	Achievement	Percent Achievement
		2015-2016	April 2015-March 2016	April 2015-March 2016
(1)	(2)	(3)	(4)	(5)/(4)
1	ANDHRA PRADESH	6,592	29,436	447
2	ASSAM	2,001	7,045	352
3	BIHAR	15,722	6077 #	39
4	CHHATISGARH	3,616	109	3
5	DELHI	1,193	371	31
6	GOA	59	0	0
7	GUJARAT	3,610	4155 \$	115
8	HARYANA	4,218	7,089	168
9	HIMACHAL PRADESH	1,853	34,716	1,874
10	JAMMU AND KASHMIR	972	0	0
11	JHARKHAND	3,146	NR	0
12	KARNATAKA	12,920	16,561	128
13	KERALA	2,518	60,890	2,418
14	MADHYA PRADESH	13,147	336 #	3
15	MAHARASHTRA	10,092	9,020	89
16	MANIPUR	136	NR	0
17	MEGHALAYA	7	0	0
18	MIZORAM	1	NR	0
19	ODISHA	6,230	37235 #	598
20	PUDUCHERRY	153	426	278
21	PUNJAB	9,655	19,710	204
22	RAJASTHAN	10,088	23,853	236
23	SIKKIM	59	25	42
24	TAMIL NADU	11,548	11,512	100
25	TELANGANA	4,231	43,994	1,040
26	TRIPURA	834	154 #	18
27	UTTARAKHAND	1,588	1,849	116
28	UTTAR PRADESH	33,315	36,121	108
29	WEST BENGAL	17,918	35,721	199
30	CHANDIGARH	273	1,601	586
31	DADRA AND NAGAR HAVELI	2	0	0
32	DAMAN AND DIU	2	0	0
Grand Total		1,77,699	3,88,006	218

Very Good:(90% or above of targets)

ANDHRA PRADESH, ASSAM, GUJARAT, HARYANA, HIMACHAL PRADESH, KARNATAKA, KERALA, ODISHA, PUDUCHERRY, PUNJAB, RAJASTHAN, TAMIL NADU, TELANGANA, UTTARAKHAND, UTTAR PRADESH, WEST BENGAL, CHANDIGARH

Good:(Between 80% to 90% targets)

MAHARASHTRA

Poor:(Below 80% of targets)

BIHAR, CHHATISGARH, DELHI, GOA, JAMMU AND KASHMIR, JHARKHAND, MADHYA PRADESH, MANIPUR, MEGHALAYA, MIZORAM, SIKKIM, TRIPURA, DADRA AND NAGAR HAVELI, DAMAN AND DIU

Note:

NR Not Reported

\$ State has revised the figure downward

Figures reported earlier have been repeated

SC Families Assisted under SCA to SCSP & NSFDC

% Achievement of Target
During April 2015 - March 2016

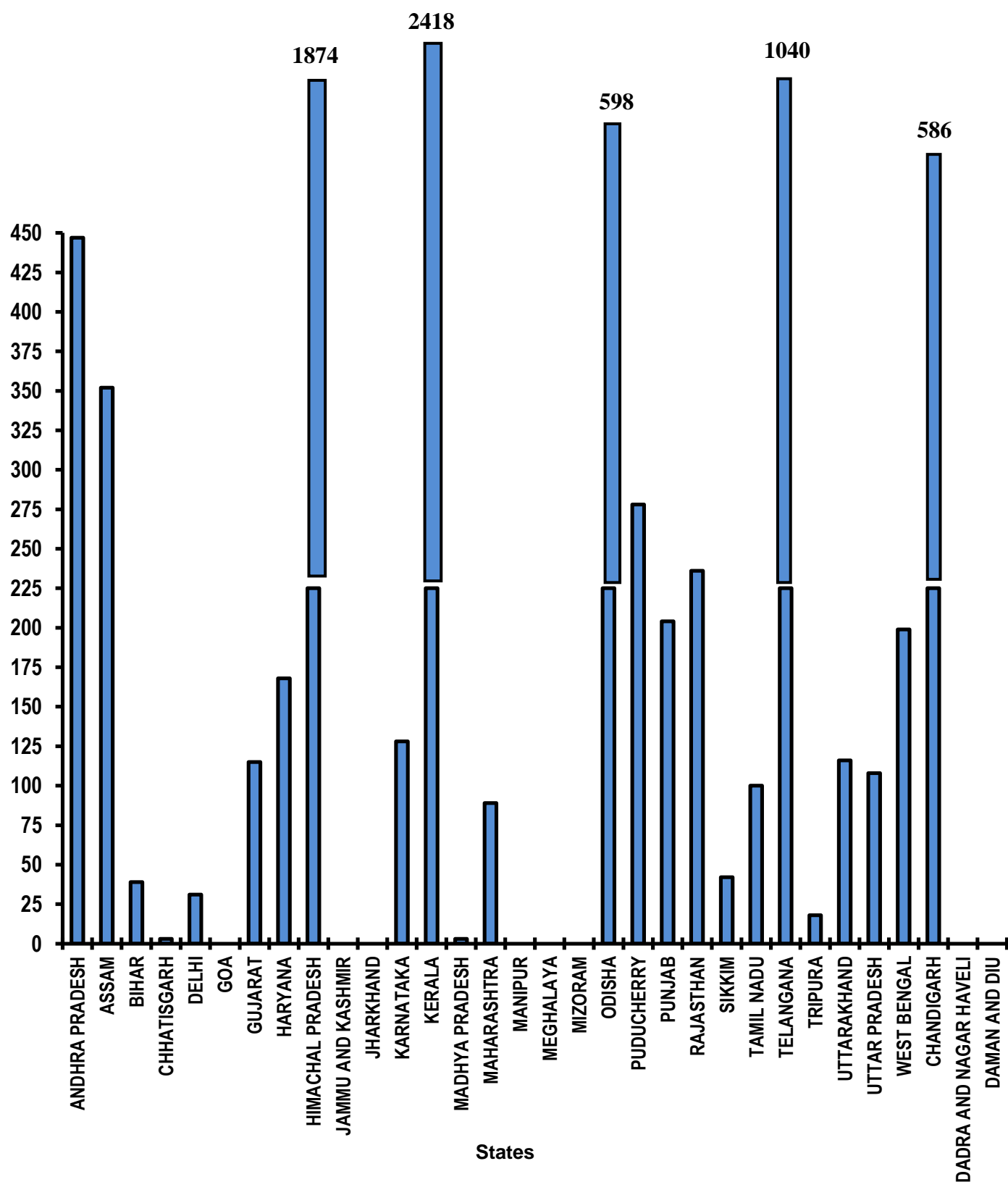


Table - 11(B)

∫ families assisted - SC students assisted under post matric scholarsh
(Unit: Number)

Sl. No.	State/UT Name	SC students assisted under post matric scholarship (Number)	Achievement as reported till December 2015
		April 2015-March 2016	
(1)	(2)	(3)	(4)
1	ANDHRA PRADESH	2,59,647	10,114
2	ASSAM	0	0
3	BIHAR	0	0
4	CHHATISGARH	0	0
5	DELHI	3,248	0
6	GOA	107	107
7	GUJARAT	1,18,182	1,18,182
8	HARYANA	74,089	21,357
9	HIMACHAL PRADESH	0	0
10	JAMMU AND KASHMIR	12,444	135
11	JHARKHAND	NR	NR
12	KARNATAKA	2,94,330	2,15,148
13	KERALA	1,38,307	1,07,774
14	MADHYA PRADESH	0	0
15	MAHARASHTRA	12,73,560	1,35,656
16	MANIPUR	NR	0
17	MEGHALAYA	0	0
18	ODISHA	1,06,237 #	1,06,237
19	PUDUCHERRY	5,425	3,669
20	PUNJAB	2,66,000	2,66,000
21	RAJASTHAN	2,72,342	1,71,422
22	SIKKIM	291	0
23	TAMIL NADU	9,24,977	3,11,168
24	TELANGANA	2,68,953	0
25	TRIPURA	0 #	0
26	UTTARAKHAND	20,402	0
27	UTTAR PRADESH	68,114	22,266
28	WEST BENGAL	8,07,905	5,61,788
29	CHANDIGARH	0	0
30	DAMAN AND DIU	156	0
Grand Total		49,14,716	20,51,023

Note:

NR Not Reported

Figures reported earlier have been repeated

Table - 12

Universalization of ICDS Scheme
ICDS Blocks Operational (Cumulative)
 (Unit: Number)

Sl. No.	State/UT Name	Target	Achievement		Percent Achievement
		2015-2016	April 2015-March 2016	Achievement as reported till December 2015	April 2015-March 2016
(1)	(2)	(3)	(4)	(5)	(5)/(4)
1	ANDHRA PRADESH	257	257	257	100
2	ARUNACHAL PRADESH	98	98	93	100
3	ASSAM	231	231	231	100
4	BIHAR	544	544	544	100
5	CHHATISGARH	220	220	220	100
6	DELHI	95	95	95	100
7	GOA	11	12	12	109
8	GUJARAT	336	336	336	100
9	HARYANA	148	148	148	100
10	HIMACHAL PRADESH	78	78	78	100
11	JAMMU AND KASHMIR	141	141	141	100
12	JHARKHAND	224	204 #	204	91
13	KARNATAKA	204	203 \$	204	100
14	KERALA	258	258	258	100
15	MADHYA PRADESH	453	453 #	453	100
16	MAHARASHTRA	553	553	553	100
17	MANIPUR	43	43 #	43	100
18	MEGHALAYA	41	41	41	100
19	MIZORAM	27	27 #	27	100
20	NAGALAND	60	59 #	59	98
21	ODISHA	338	338 #	338	100
22	PUDUCHERRY	5	5	5	100
23	PUNJAB	155	155	155	100
24	RAJASTHAN	304	304	304	100
25	SIKKIM	13	13	13	100
26	TAMIL NADU	434	434	434	100
27	TELANGANA	149	149	149	100
28	TRIPURA	56	56 #	56	100
29	UTTARAKHAND	105	105	105	100
30	UTTAR PRADESH	897	896	896	100
31	WEST BENGAL	576	552	552	96
32	ANDAMAN AND NICOBAR ISLANDS	5	5	5	100
33	CHANDIGARH	3	3	3	100
34	DADRA AND NAGAR HAVELI	2	2 #	2	100
35	DAMAN AND DIU	2	2	2	100
36	LAKSHADWEEP	9	9	9	100
Grand Total		7,075	7,029	7,025	99

Very Good:(90% or above of targets)

ANDHRA PRADESH, ARUNACHAL PRADESH, ASSAM, BIHAR, CHHATISGARH, DELHI, GOA, GUJARAT, HARYANA, HIMACHAL PRADESH, JAMMU AND KASHMIR, JHARKHAND, KARNATAKA, KERALA, MADHYA PRADESH, MAHARASHTRA, MANIPUR, MEGHALAYA, MIZORAM, NAGALAND, ODISHA, PUDUCHERRY, PUNJAB, RAJASTHAN, SIKKIM, TAMIL NADU, TELANGANA, TRIPURA, UTTARAKHAND, UTTAR PRADESH, WEST BENGAL, ANDAMAN AND NICOBAR ISLANDS, CHANDIGARH, DADRA AND NAGAR HAVELI, DAMAN AND DIU, LAKSHADWEEP

Note:

\$ State has revised the figure downward

Figures reported earlier have been repeated

Universalization of ICDS Scheme

ICDS Blocks Operational (Cumulative)

% Achievement of Target
During April 2015- March 2016

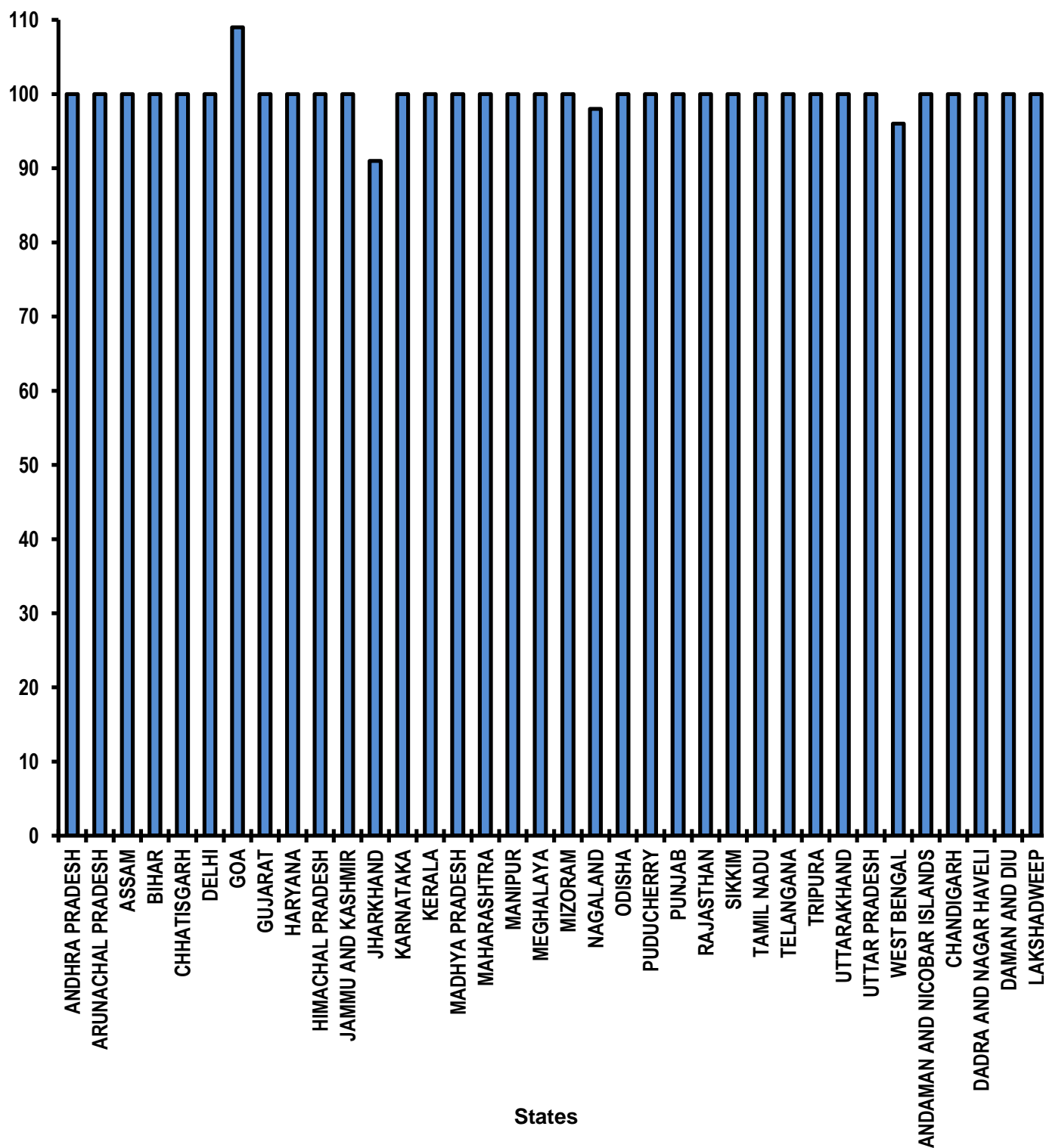


Table - 13

Functional Anganwadis
Anganwadis Functional (Cumulative)
(Unit: Number)

		Target	Achievement	Percent Achievement
Sl. No.	State/UT Name	2015-2016	April 2015-March 2016	Achievement as reported till April 2015-March 2016
(1)	(2)	(3)	(4)	(5)/(4)
1	ANDHRA PRADESH	55,607	55,599	100
2	ARUNACHAL PRADESH	6,225	6,225	100
3	ASSAM	62,153	62,153	100
4	BIHAR	1,15,009	91,677	80
5	CHHATISGARH	52,474	49,978	95
6	DELHI	11,150	10,897	98
7	GOA	1,262	1,253	99
8	GUJARAT	53,029	52,745	99
9	HARYANA	25,962	25,962	100
10	HIMACHAL PRADESH	18,925	18,925	100
11	JAMMU AND KASHMIR	31,938	29,599	93
12	JHARKHAND	38,432	38,365 #	100
13	KARNATAKA	65,911	64,558	98
14	KERALA	33,318	33,115	99
15	MADHYA PRADESH	97,135	91,729 #	94
16	MAHARASHTRA	1,10,486	97,260	88
17	MANIPUR	11,510	11,510 #	100
18	MEGHALAYA	5,896	4,630	79
19	MIZORAM	2,244	1,980 #	88
20	NAGALAND	3,980	3,455 #	87
21	ODISHA	74,154	71,287 #	96
22	PUDUCHERRY	855	788	92
23	PUNJAB	27,314	26,656	98
24	RAJASTHAN	62,010	60,263	97
25	SIKKIM	1,308	1,291 \$	99
26	TAMIL NADU	54,439	54,439	100
27	TELANGANA	35,700	35,615 \$	100
28	TRIPURA	10,145	9,911 #	98
29	UTTARAKHAND	20,067	19,506	97
30	UTTAR PRADESH	1,90,145	1,87,464	99
31	WEST BENGAL	1,19,481	1,26,815	106
32	ANDAMAN AND NICOBAR ISLANDS	720	720	100
33	CHANDIGARH	500	500	100
34	DADRA AND NAGAR HAVELI	302	233 \$	77
35	DAMAN AND DIU	107	102	95
36	LAKSHADWEEP	107	107	100
Grand Total		14,00,000	13,47,312	96

Very Good:(90% or above of targets)

ANDHRA PRADESH, ARUNACHAL PRADESH, ASSAM, CHHATISGARH, DELHI, GOA, GUJARAT, HARYANA, HIMACHAL PRADESH, JAMMU AND KASHMIR, JHARKHAND, KARNATAKA, KERALA, MADHYA PRADESH, MANIPUR, ODISHA, PUDUCHERRY, PUNJAB, RAJASTHAN, SIKKIM, TAMIL NADU, TELANGANA, TRIPURA, UTTARAKHAND, UTTAR PRADESH, WEST BENGAL, ANDAMAN AND NICOBAR ISLANDS, CHANDIGARH, DAMAN AND DIU, LAKSHADWEEP

Good:(Between 80% to 90% targets)

BIHAR, MAHARASHTRA, MIZORAM, NAGALAND

Poor:(Below 80% of targets)

MEGHALAYA, DADRA AND NAGAR HAVELI

Note:

\$ State has revised the figure downward

Figures reported earlier have been repeated

Functional Anganwadis (Cumulative)

% Achievement of Target
During April 2015 - March 2016

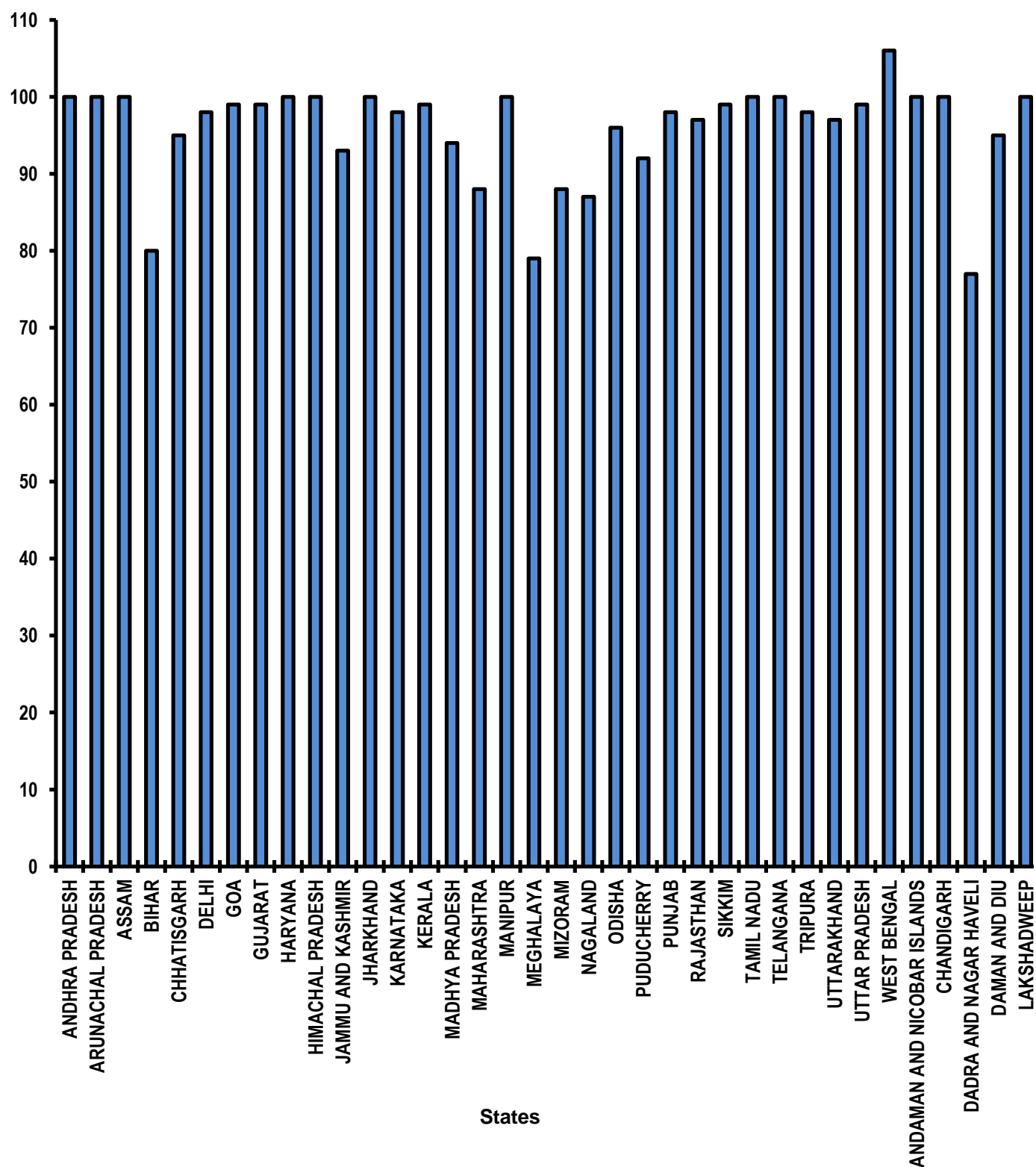


Table - 14

No. of Urban poor families assisted under Seven Point Charter
(Unit: Number)

Sl. No.	State/UT Name	Poor Families assisted (Number) April 2015-March 2016	Achievement as reported till December 2015
(1)	(2)	(3)	(4)
1	ANDHRA PRADESH	4,10,603	1,85,665
2	ARUNACHAL PRADESH	NR	0
3	ASSAM	628	634
4	BIHAR	0	0
5	CHHATISGARH	0	0
6	DELHI	531 \$	534
7	GOA	0	0
8	GUJARAT	1,15,341	1,12,511
9	HARYANA	1,502	319
10	HIMACHAL PRADESH	0	0
11	JAMMU AND KASHMIR	575	470
12	JHARKHAND	NR	NR
13	KARNATAKA	4,459	1,688
14	KERALA	2,164	1,472
15	MADHYA PRADESH	22,050	9,745
16	MAHARASHTRA	17,656	8,379
17	MANIPUR	NR	0
18	MEGHALAYA	273	273
19	MIZORAM	NR	0
20	NAGALAND	NR	NR
21	ODISHA	374 #	374
22	PUDUCHERRY	0	0
23	PUNJAB	1,630	1,630
24	RAJASTHAN	5,958	2,862
25	SIKKIM	924	438
26	TAMIL NADU	4,479	3,638
27	TELANGANA	13,290	11,277
28	TRIPURA	NR	0
29	UTTARAKHAND	0	0
30	UTTAR PRADESH	1,455	384
31	WEST BENGAL	19,72,447	17,40,645
32	ANDAMAN AND NICOBAR ISLANDS	0	0
33	CHANDIGARH	706	426
34	DADRA AND NAGAR HAVELI	0	0
35	DAMAN AND DIU	0	0
Grand Total		25,77,045	20,83,364

Note:

NR Not Reported

\$ State has revised the figure downward

Figures reported earlier have been repeated

Table - 15(A)

**Afforestation (Public and Forest Lands)
Area Covered under Plantation
(Unit: Hectares)**

Sl. No.	State/UT Name	Target	Achievement	Percent Achievement	
		2015-2016	April 2015- March 2016	Achievement as reported till December 2015	April 2015- March 2016
(1)	(2)	(3)	(4)	(5)	(5)/(4)
1	ANDHRA PRADESH	1,48,730	1,33,618	1,53,207	90
2	ARUNACHAL PRADESH	210	8	0	4
3	ASSAM	40	0	0	0
4	BIHAR	22,790	41,419	29,365	182
5	CHHATISGARH	50,410	1,33,531	1,26,119	265
6	DELHI	850	1,498	1,054	176
7	GOA	150	21	18	14
8	GUJARAT	1,39,280	1,50,822	1,47,169	108
9	HARYANA	57,200	30,643	27,679	54
10	HIMACHAL PRADESH	18,000	11,449	8,848	64
11	JAMMU AND KASHMIR	8,700	10,863	7,086	125
12	JHARKHAND	3,450	NR	NR	0
13	KARNATAKA	66,090	69,093	68,705	105
14	KERALA	3,890	1,117	822	29
15	MADHYA PRADESH	1,10,700	7994 #	7,994	7
16	MAHARASHTRA	1,22,880	55,793	55,793	45
17	MANIPUR	14,600	2855 #	2,855	20
18	MEGHALAYA	4,850	3,186	1,615	66
19	MIZORAM	4,070	NR	0	0
20	NAGALAND	1,050	NR	NR	0
21	ODISHA	1,07,290	1,70,808 #	1,70,808	159
22	PUDUCHERRY	40	86	54	215
23	PUNJAB	6,970	2,934	2,812	42
24	RAJASTHAN	57,100	70,893	70,358	124
25	SIKKIM	4,810	1,325	1,325	28
26	TAMIL NADU	70,240	45,129	39,722	64
27	TELANGANA	59,970	2,36,598	2,36,301	395
28	TRIPURA	16,280	2339 #	2,339	14
29	UTTARAKHAND	16,000	17,846	16,439	112
30	UTTAR PRADESH	47,731	1,65,867	1,64,976	348
31	WEST BENGAL	750	12,169	1,740	1,623
32	ANDAMAN AND NICOBAR ISLANDS	1,120	1,300	1,300	116
33	CHANDIGARH	180	167	145	93
34	DADRA AND NAGAR HAVELI	200	225	225	112
35	DAMAN AND DIU	10	0	0	0
36	LAKSHADWEEP	20	0	0	0
Grand Total		11,66,651	13,81,596	13,46,873	118

Very Good:(90% or above of targets)

ANDHRA PRADESH, BIHAR, CHHATISGARH, DELHI, GUJARAT, JAMMU AND KASHMIR, KARNATAKA, ODISHA, PUDUCHERRY, RAJASTHAN, TELANGANA, UTTARAKHAND, UTTAR PRADESH, WEST BENGAL, ANDAMAN AND NICOBAR ISLANDS, CHANDIGARH, DADRA AND NAGAR HAVELI

Poor:(Below 80% of targets)

ARUNACHAL PRADESH, ASSAM, GOA, HARYANA, HIMACHAL PRADESH, JHARKHAND, KERALA, MADHYA PRADESH, MAHARASHTRA, MANIPUR, MEGHALAYA, MIZORAM, NAGALAND, PUNJAB, SIKKIM, TAMIL NADU, TRIPURA, DAMAN AND DIU, LAKSHADWEEP

Note:

NR Not Reported

Figures reported earlier have been repeated

Afforestation (Public and Forest Lands)

Area Covered under Plantation

% Achievement of Target
During April 2015 - March 2016

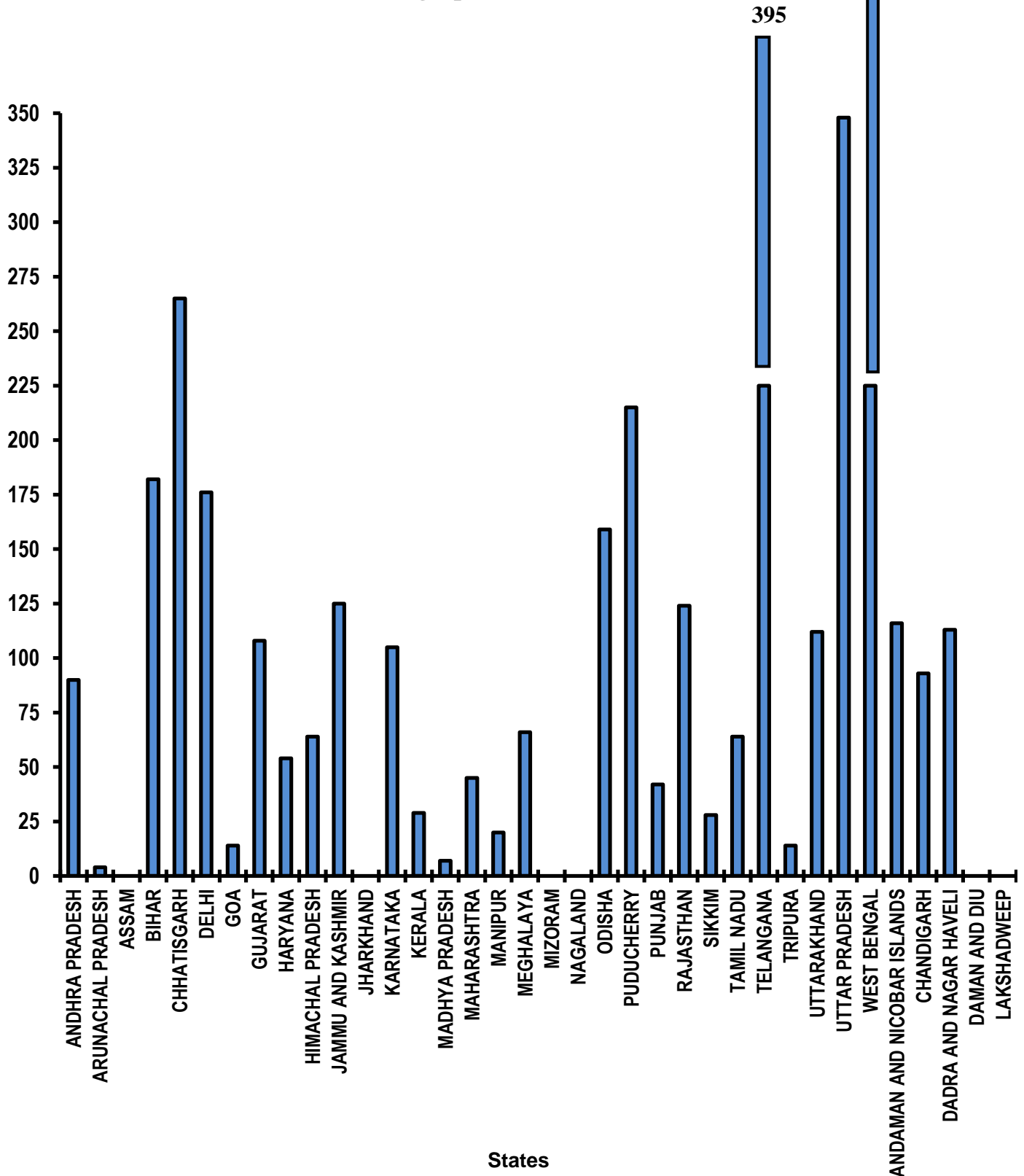


Table - 15(B)

Afforestation (Public and Forest Lands)
Seedlings planted
(Unit: Number)

					Percent
		Target	Achievement		Achievement
Sl. No.	State/UT Name	2015-2016	April 2015- March 2016	Achievement as reported till December 2015	April 2015- March 2016
(1)	(2)	(3)	(4)	(5)	(5)/(4)
1	ANDHRA PRADESH	9,66,75,000	18,39,48,000	15,80,75,000	190
2	ARUNACHAL PRADESH	1,37,000	5,610	0	4
3	ASSAM	26,000	0	0	0
4	BIHAR	1,48,14,000	2,69,22,300	1,90,87,192	182
5	CHHATISGARH	3,27,67,000	98,70,000	93,80,000	30
6	DELHI	5,53,000	9,73,822	6,85,442	176
7	GOA	98,000	33,300	26,100	34
8	GUJARAT	9,05,32,000	16,89,92,000	16,65,02,000	187
9	HARYANA	3,71,80,000	2,38,50,000	2,15,60,000	64
10	HIMACHAL PRADESH	1,17,00,000	1,21,67,712	1,12,28,944	104
11	JAMMU AND KASHMIR	56,55,000	76,60,000	27,04,000	135
12	JHARKHAND	22,43,000	NR	NR	0
13	KARNATAKA	4,29,59,000	4,35,38,000	4,33,71,000	101
14	KERALA	25,29,000	17,30,172	14,79,072	68
15	MADHYA PRADESH	7,19,55,000	63,94,200	63,90,000	9
16	MAHARASHTRA	7,98,72,000	5,57,50,000	5,56,46,000	70
17	MANIPUR	94,90,000	62,05,795 #	62,05,795	65
18	MEGHALAYA	31,53,000	33,64,542	5,15,532	107
19	MIZORAM	26,46,000	NR	0	0
20	NAGALAND	6,83,000	NR	NR	0
21	ODISHA	6,97,39,000	9,60,03,000 #	9,60,03,000	138
22	PUDUCHERRY	26,000	32,876	23,106	126
23	PUNJAB	45,31,000	19,07,000	18,28,000	42
24	RAJASTHAN	3,71,15,000	4,61,14,200	4,50,07,500	124
25	SIKKIM	31,27,000	16,30,602	16,30,602	52
26	TAMIL NADU	4,56,56,000	2,93,33,788	2,58,19,210	64
27	TELANGANA	3,89,81,000	13,78,31,000	13,70,77,000	354
28	TRIPURA	1,05,82,000	15,38,000 #	15,38,000	15
29	UTTARAKHAND	1,04,00,000	1,57,76,000	1,47,80,000	152
30	UTTAR PRADESH	3,10,25,000	5,87,02,983	5,87,02,983	189
31	WEST BENGAL	4,88,000	3,24,19,000	41,64,050	6,643
32	ANDAMAN AND NICOBAR ISLANDS	7,28,000	7,13,091	6,85,330	98
33	CHANDIGARH	1,17,000	1,33,406	81,686	114
34	DADRA AND NAGAR HAVELI	1,30,000	3,03,000	3,03,000	233
35	DAMAN AND DIU	7,000	0	0	0
36	LAKSHADWEEP	13,000	0	0	0
Grand Total		75,83,32,000	97,38,43,399	89,04,99,544	128

Very Good: (90% or above of targets)

ANDHRA PRADESH, BIHAR, DELHI, GUJARAT, HIMACHAL PRADESH, JAMMU AND KASHMIR, KARNATAKA, MEGHALAYA, ODISHA, PUDUCHERRY, RAJASTHAN, TELANGANA, UTTARAKHAND, UTTAR PRADESH, WEST BENGAL, ANDAMAN AND NICOBAR ISLANDS, CHANDIGARH, DADRA AND NAGAR HAVELI

Poor: (Below 80% of targets)

ARUNACHAL PRADESH, ASSAM, CHHATISGARH, GOA, HARYANA, JHARKHAND, KERALA, MADHYA PRADESH, MAHARASHTRA, MANIPUR, MIZORAM, NAGALAND, PUNJAB, SIKKIM, TAMIL NADU, TRIPURA, DAMAN AND DIU, LAKSHADWEEP

Note:

NR Not Reported

Figures reported earlier have been repeated

Afforestation (Public and Forest Lands)

Seedlings planted

% Achievement of Target
During April 2015 - March 2016

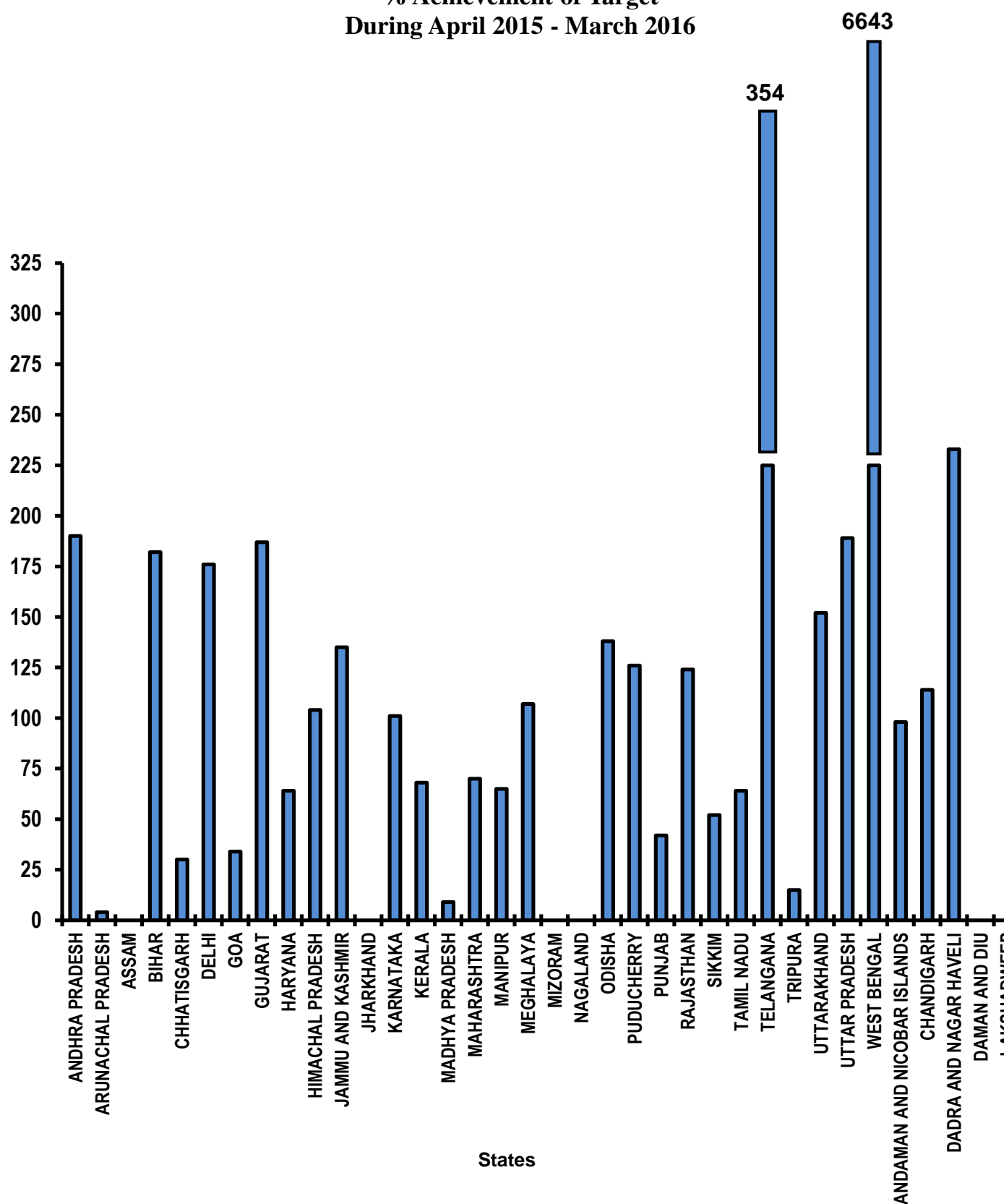


Table - 16

Rural roads - PMGSY
Length of road constructed
(Unit: Kilometer)

Sl. No.	State/UT Name	Target	Achievement		Percent Achievement
		2015-2016	April 2015-March 2016	Achievement as reported till December 2015	April 2015-March 2016
(1)	(2)	(3)	(4)	(5)	(5)/(4)
1	ANDHRA PRADESH	300	1,064	679	355
2	ARUNACHAL PRADESH	470	197 #	197	42
3	ASSAM	700	477	298	68
4	BIHAR	3,200	3,749	933	117
5	CHHATISGARH	1,500	1,703	1,306	114
6	GUJARAT	1,800	1,622	1,453	90
7	HARYANA	300	268	258	89
8	HIMACHAL PRADESH	300	654	628	218
9	JAMMU AND KASHMIR	750	461	410	61
10	JHARKHAND	1,240	486 #	486	39
11	KARNATAKA	550	927	676	169
12	KERALA	300	364	69	121
13	MADHYA PRADESH	3,410	1451 #	992	43
14	MAHARASHTRA	600	892	403	149
15	MANIPUR	300	430 #	430	143
16	MEGHALAYA	100	148	44	148
17	MIZORAM	80	52 #	52	65
18	NAGALAND	150	39 #	39	26
19	ODISHA	2,350	2419 #	2,419	103
20	PUNJAB	450	537	512	119
21	RAJASTHAN	2,000	2,421	2,121	121
22	SIKKIM	120	345	72	288
23	TAMIL NADU	1,110	299	251	27
24	TELANGANA	250	447	197	179
25	TRIPURA	220	47 #	47	21
26	UTTARAKHAND	450	1,191	754	265
27	UTTAR PRADESH	1,500	5,080	2,265	339
28	WEST BENGAL	1,500	2,417	1,406	161
Grand Total		26,000	30,187	19,397	116

Very Good:(90% or above of targets)

ANDHRA PRADESH, BIHAR, CHHATISGARH, GUJARAT, HIMACHAL PRADESH, KARNATAKA, KERALA, MAHARASHTRA, MANIPUR, MEGHALAYA, ODISHA, PUNJAB, RAJASTHAN, SIKKIM, TELANGANA, UTTARAKHAND, UTTAR PRADESH, WEST BENGAL

Good:(Between 80% to 90% targets)

HARYANA

Poor:(Below 80% of targets)

ARUNACHAL PRADESH, ASSAM, JAMMU AND KASHMIR, JHARKHAND, MADHYA PRADESH, MIZORAM, NAGALAND, TAMIL NADU, TRIPURA

Note:

Figures reported earlier have been repeated

Rural Roads - PMGSY

Length of Road Constructed

% Achievement of Target
During April 2015 - March 2016

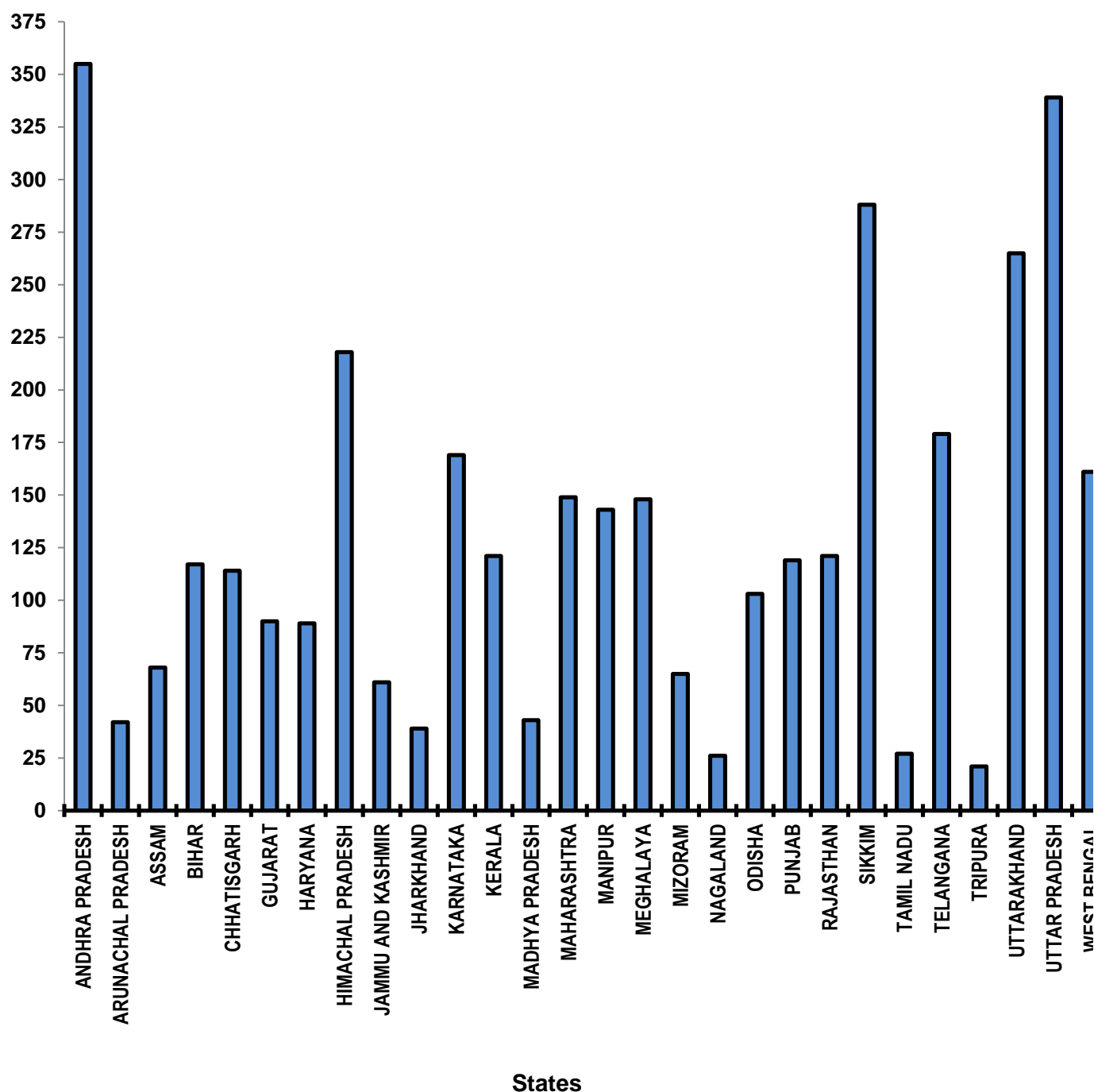


Table - 17

Deendyal Upadhyaya Gram Jyoti Yojana (DDUGJY)
Villages electrified
(Unit: Number)

Sl. No.	State/UT Name	Target	Achievement	Percent Achievement	
		2015-2016	April 2015- March 2016 @	Achievement as reported till December 2015 £	April 2015- March 2016
(1)	(2)	(3)	(4)	(5)	(5)/(4)
1	ARUNACHAL PRADESH	-	174	0	-
2	ASSAM	121	942	21	779
3	BIHAR	1,975	1,754	2,260	89
4	CHHATISGARH	15	405	45	2,700
5	HIMACHAL PRADESH	1	1	1	100
6	JAMMU AND KASHMIR	31	27	2	87
7	JHARKHAND	352	750	77	213
8	KARNATAKA	-	0	-	-
9	KERALA	-	0	-	-
10	MADHYA PRADESH	142	214	76	151
11	MAHARASHTRA	-	0	-	-
12	MANIPUR	-	75	24	79
13	MEGHALAYA	26	1	1	4
14	MIZORAM	16	16	16	100
15	NAGALAND	8	0	0	0
16	ODISHA	20	1,264	1	6,320
17	RAJASTHAN	26	163	98	627
18	TAMIL NADU	-	0	0	-
19	TRIPURA	4	9	0	225
20	UTTAR PRADESH	659	1,305	155	198
21	WEST BENGAL	10	8	10	80
Grand Total		3,501	7,108	2,811	203

Very Good: (90% or above of targets)

ASSAM, CHHATISGARH, HIMACHAL PRADESH, JHARKHAND, MADHYA PRADESH, MIZORAM, ODISHA, RAJASTHAN, TRIPURA, UTTAR PRADESH

Good: (Between 80% to 90% targets)

BIHAR, JAMMU AND KASHMIR, WEST BENGAL

Poor: (Below 80% of targets)

MANIPUR, MEGHALAYA, NAGALAND

Note:

NR Not Reported

@ Figures have been taken as provided by M/o Power

£ Figures as received from States

**Deendayal Upadhyaya
Gram Jyoti Yojana-DDUGJY**

Villages electrified

% Achievement of Target

During April 2015 - March 2016

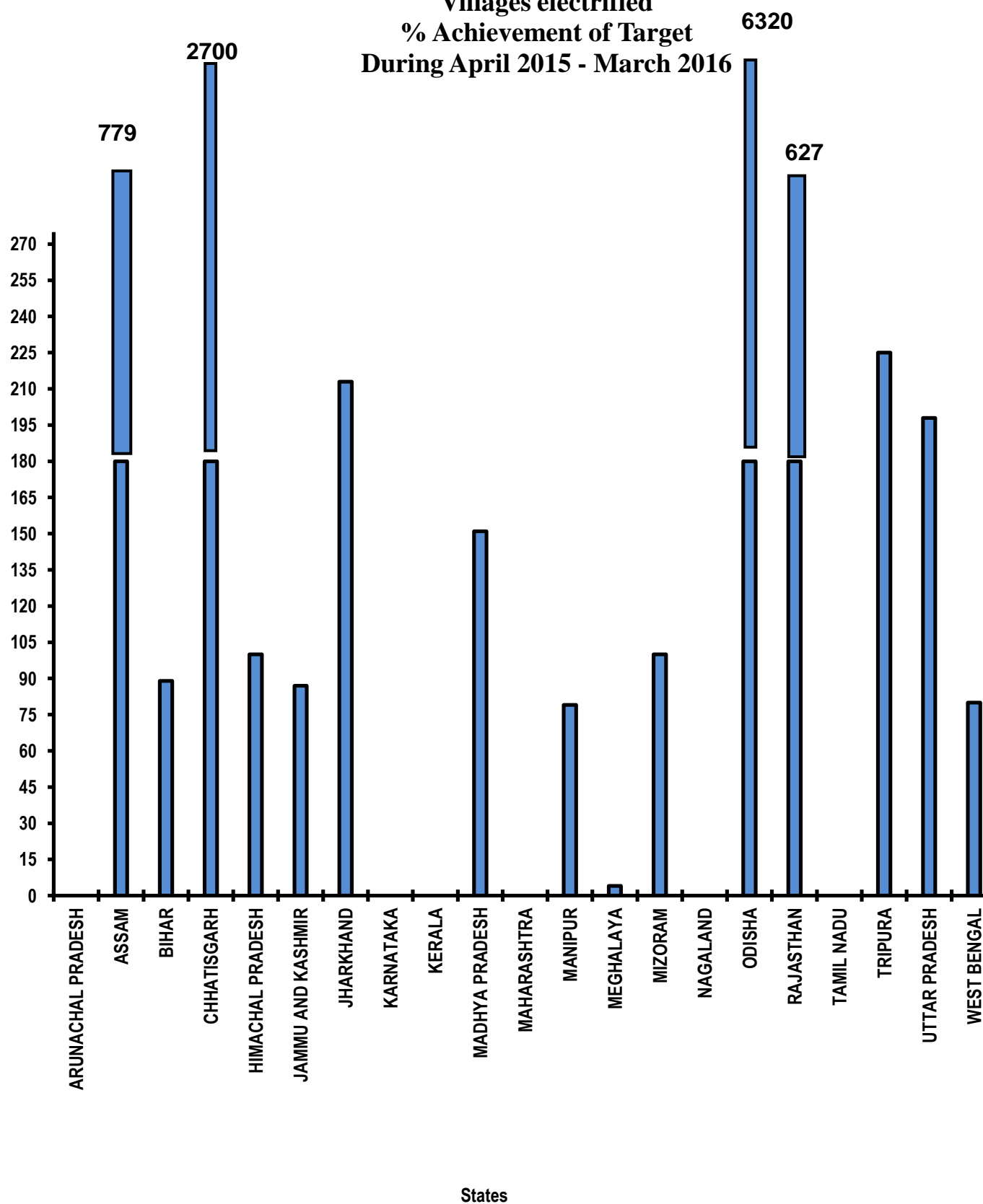


Table - 18

**Energising pump sets
Pumps sets energized
(Unit: Number)**

Sl. No.	State/UT Name	Target +	Achievement		Percent Achievement
			April 2015- March 2016	Achievement as reported till December 2015	April 2015- March 2016
(1)	(2)	(3)	(4)	(5)	(5)/(4)
1	ANDHRA PRADESH	25,000	72,360	55,653	289
2	BIHAR	2,764	7,499	7,499	271
3	CHHATISGARH	21,000	22,108	12,096	105
4	GOA	200	193	129	96
5	GUJARAT	56,000	91,048	66,480	163
6	HARYANA	9,549	7,077	5,275	74
7	HIMACHAL PRADESH	1,014	1,758	1,392	173
8	JHARKHAND	22,000	NR	NR	0
9	KARNATAKA	38,602	54,184	40,053	140
10	KERALA	12,000	10,026	6,133	84
11	MADHYA PRADESH	17,237	1,81,910	1,31,398	1,055
12	ODISHA	1,190	6627 #	6,627	557
13	PUDUCHERRY	25	34	26	136
14	PUNJAB	55,000	15,110	0	27
15	RAJASTHAN	30,000	51,303	46,978	171
16	TAMIL NADU	10,000	13,564	8,427	136
17	TELANGANA	25,148	96,300	59,464	383
18	UTTARAKHAND	700	1,188	902	170
19	UTTAR PRADESH	22,058	20,457	13,297	93
20	WEST BENGAL	422	34,431	9,224	8,159
21	DADRA AND NAGAR HAVELI	20	0	0	0
22	DAMAN AND DIU	25	71	44	284
Grand Total		3,49,954	6,87,248	4,71,097	196

Very Good:(90% or above of targets)

ANDHRA PRADESH, BIHAR, CHHATISGARH, GOA, GUJARAT, HIMACHAL PRADESH, KARNATAKA, MADHYA PRADESH, ODISHA, PUDUCHERRY, RAJASTHAN, TAMIL NADU, TELANGANA, UTTARAKHAND, UTTAR PRADESH, WEST BENGAL, DAMAN AND DIU

Good:(Between 80% to 90% targets)

KERALA

Poor:(Below 80% of targets)

HARYANA, JHARKHAND, PUNJAB, DADRA AND NAGAR HAVELI

NR Not Reported

+ : Only Gujarat, Haryana, Himachal Pradesh, Rajasthan, Tamil Nadu, Telangana and Uttarakhand have provided the targets. For rest of the States/Uts previous year targets have been repeated.

Figures reported earlier have been repeated

Energising Pump sets

Pumps sets energized

% Achievement of Target
During April 2015 - March 2016

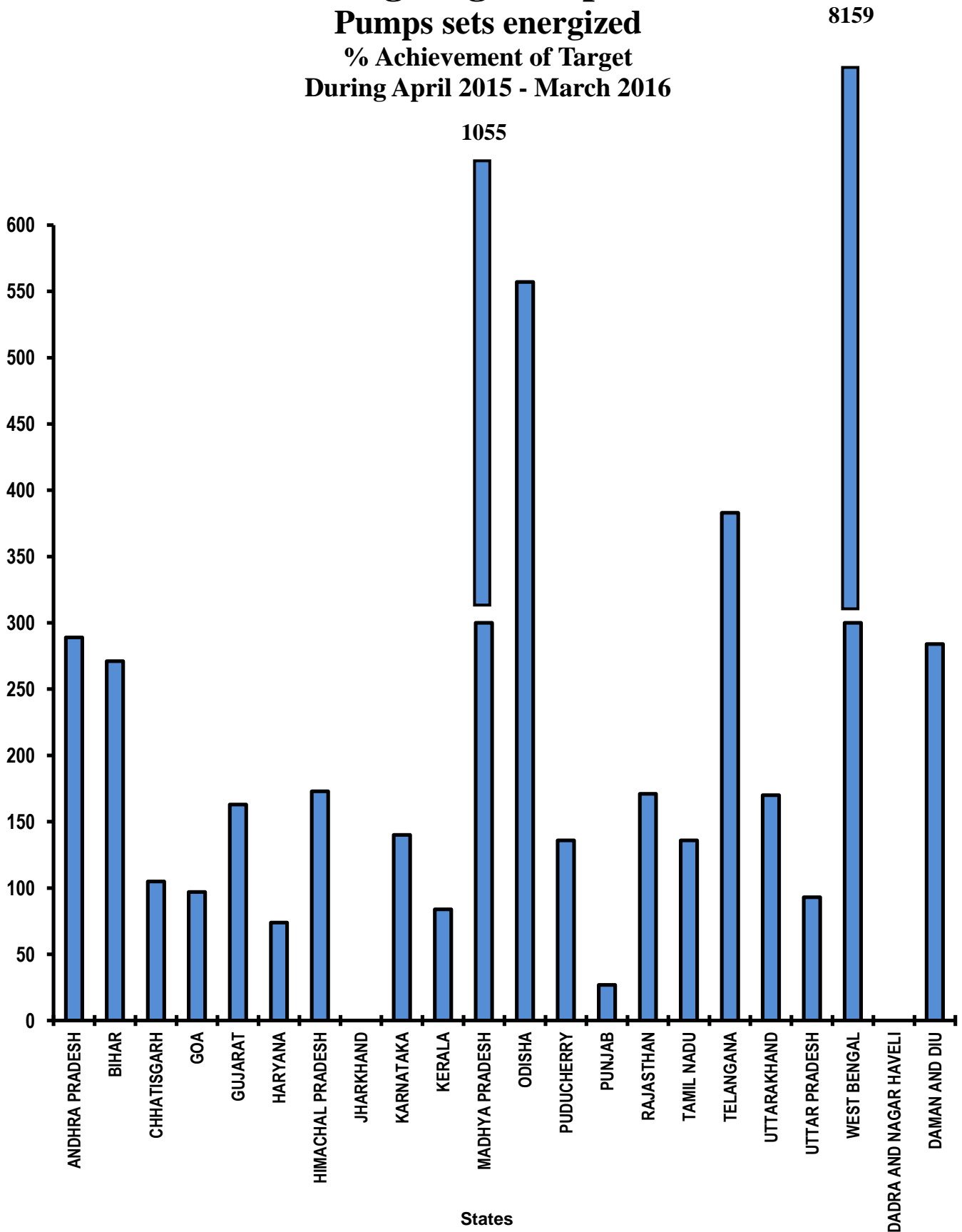


Table - 19

Supply of Electricity

Sl. No.		Electricity demanded (Million Units) April 2015- March 2016	Electricity supplied (Million Units) April 2015- March 2016	Achievement as reported till December 2015	Shortage observed (Million Units) April 2015- March 2016	Percentage of Electricity Supplied
(1)	(2)	(3)	(4)		(5)	(6)
1	ANDHRA PRADESH	50,436	50,366	37,125	70	100
2	ARUNACHAL PRADESH	626	591	412	35	94
3	ASSAM	8,762	8,272	6,317	490	94
4	BIHAR	23,961	23,659	17,650	302	99
5	CHHATISGARH	25,649	25,309	18,992	340	99
6	DELHI	29,626	29,583	23,918	43	100
7	GOA	5,120	5,119	3,849	1	100
8	GUJARAT	1,03,544	1,03,540	77,878	4	100
9	HARYANA	47,506	47,437	37,113	69	100
10	HIMACHAL PRADESH	8,821	8,758	6,545	63	99
11	JAMMU AND KASHMIR	16,572	14,037	10,211	2,535	85
12	JHARKHAND	7,735	7,561	5,641	174	98
13	KARNATAKA	64,302	60,971	43,738	3,331	95
14	KERALA	23,318	23,194	17,000	124	99
15	MADHYA PRADESH	62,374	62,374	44,850	0	100
16	MAHARASHTRA	1,41,817	1,41,361	1,05,810	456	100
17	MANIPUR	840	810	595	30	96
18	MEGHALAYA	1,833	1,725	1,259	108	94
19	MIZORAM	471	455	328	16	97
20	NAGALAND	755	739	553	16	98
21	ODISHA	26,762	26,600	20,027	162	99
22	PUDUCHERRY	2,437	2,429	1,822	8	100
23	PUNJAB	49,687	49,675	40,701	12	100
24	RAJASTHAN	67,417	67,205	49,255	212	100
25	SIKKIM	399	399	284	0	100
26	TAMIL NADU	97,276	96,586	70,943	690	99
27	TELANGANA	50,254	49,948	37,198	306	99
28	TRIPURA	1,202	1,146	887	56	95
29	UTTARAKHAND	12,889	12,675	9,581	214	98
30	UTTAR PRADESH	1,06,351	93,033	71,340	13,318	87
31	WEST BENGAL	47,359	47,194	35,784	165	100
32	ANDAMAN AND NICOBAR ISLANDS	240	180	135	60	75
33	CHANDIGARH	1,607	1,607	1,288	0	100
34	DADRA AND NAGAR HAVELI	5,925	5,925	4,414	0	100
35	DAMAN AND DIU	2,337	2,337	1,745	0	100
36	LAKSHADWEEP	48	48	36	0	100
Grand Total		10,96,258	10,72,848	8,05,224	23,410	98

Very Good:(90% or above of targets)

ANDHRA PRADESH, ARUNACHAL PRADESH, ASSAM, BIHAR, CHHATISGARH, DELHI, GOA, GUJARAT, HARYANA, HIMACHAL PRADESH, JHARKHAND, KARNATAKA, KERALA, MADHYA PRADESH, MAHARASHTRA, MANIPUR, MEGHALAYA, MIZORAM, NAGALAND, ODISHA, PUDUCHERRY, PUNJAB, RAJASTHAN, SIKKIM, TAMIL NADU, TELANGANA, TRIPURA, UTTARAKHAND, WEST BENGAL, CHANDIGARH, DADRA AND NAGAR HAVELI, DAMAN AND DIU, LAKSHADWEEP

Good:(Between 80% to 90% targets)

JAMMU AND KASHMIR, UTTAR PRADESH

Poor:(Below 80% of targets)

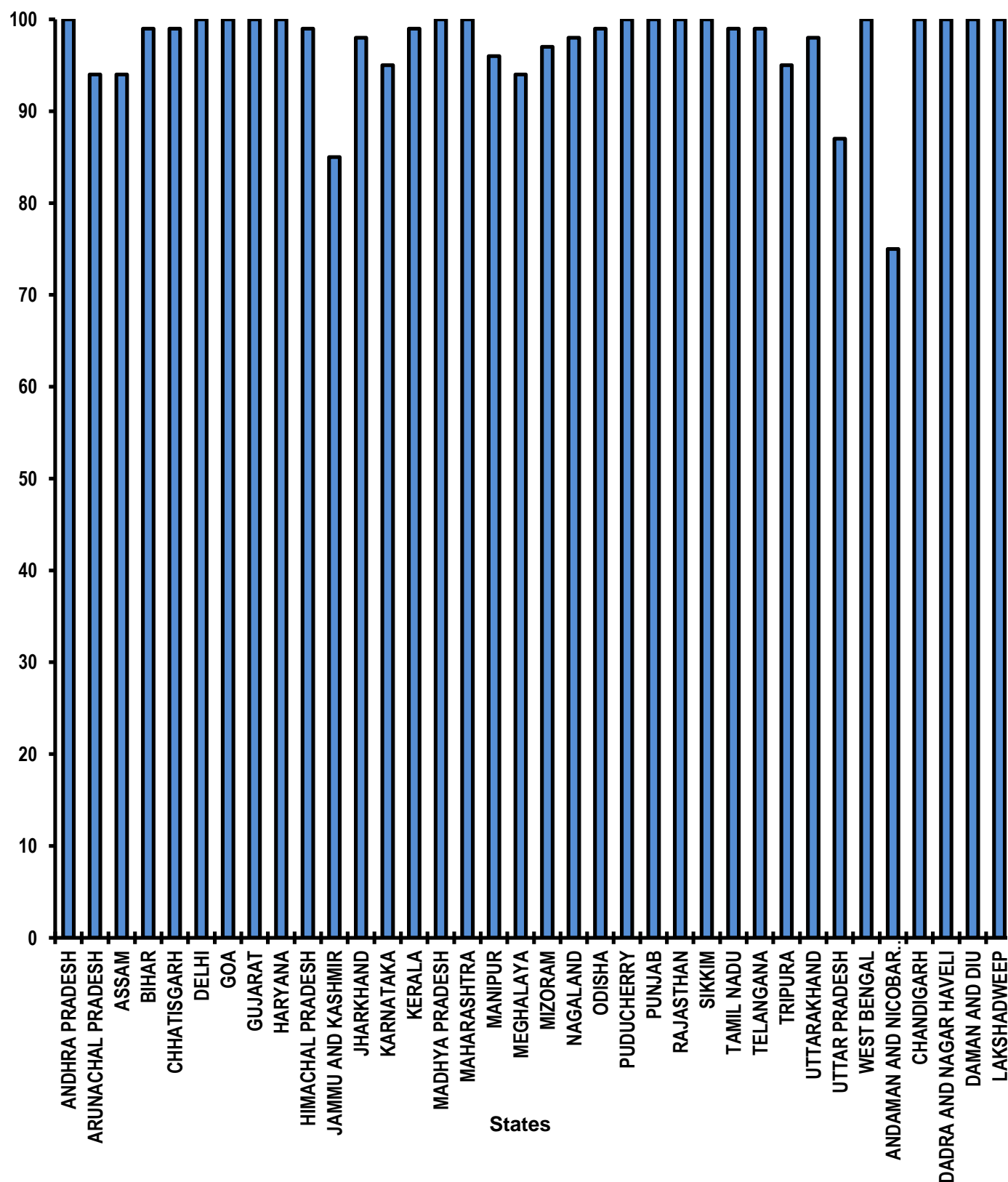
ANDAMAN AND NICOBAR ISLANDS

Supply of Electricity

Electricity supplied

% Achievement of Target

During April 2015 - March 2016



TWENTY POINT PROGRAMME - 2006

PART - III

STATE/UT-WISE PERFORMANCE

ANDHRA PRADESH

			Target	Achievement	
Sl. No.	Item Code	Item/Parameter Name {Units}	April 2015-March 2016	April 2015-March 2016	Percent Achievement
(1)	(3)	(4)	(5)	(6)	(6)/(5)
1	<u>Employment generation under the NREG Scheme</u>				
	01A01	No. of job cards issued {Number}	**	230,059	
	01A02	Employment generated {Number}	**	19,71,00,000	
	01A03	Wages given {Rupees}	**	24,32,86,41,000	
2	<u>National Rural Livelihood Mission (NRLM)</u>				
	01F01	Number of SHGs promoted (new and revived) during the financial year {Number}	*	0	
	01F02	Number of SHGs provided Revolving Fund (RF) during the financial year {Number}	*	0	
	01F03	Number of SHGs provided Community Investment Fund (CIF) during the financial year {Number}	*	0	
3	<u>Distribution of waste land to the landless</u>				
	03E01	Total Land Distributed {Hectare}	**	0	
	03E02	Land Distributed to SC {Hectare}	**	0	
	03E03	Land Distributed to ST {Hectare}	**	0	
	03E04	Land Distributed to Others {Hectare}	**	0	
4	<u>Minimum Wages Enforcement (including Farm Labour)</u>				
	04B01	Agriculture and Farm Workers: Inspections made {Number}	**	0	
	04B02	Agriculture and Farm Workers: Irregularities detected {Number}	**	0	
	04B03	Agriculture and Farm Workers: Irregularities rectified {Number}	**	0	
	04B04	Agriculture and Farm Workers: Claims filed {Number}	**	0	
	04B05	Agriculture and Farm Workers: Claims settled {Number}	**	0	
	04B06	Agriculture and Farm Workers: Prosecution cases Pending {Number}	**	0	
	04B07	Agriculture and Farm Workers: Prosecution cases filed {Number}	**	0	
	04B08	Agriculture and Farm Workers: Prosecution cases decided {Number}	**	0	
	04B10	Agriculture and Farm Workers: Others {Number}	**	0	
5	<u>Food security-Targeted Public Distribution system (APL+BPL+AAAY)</u>				
	05A02	Off take {Tonnes}	21,10,254	20,69,543	98
6	<u>Food security-Targeted Public Distribution system (only AAAY)</u>				
	05B02	Off take {Tonnes}	2,54,384	2,92,031	115
7	<u>Food Security - Targeted Public Distribution System (Only BPL)</u>				
	05D02	Off take {Tonnes}	4,09,048	4,72,890	116
8	<u>Food Security:National Food Security Act(Normal)-NFSA</u>				
	05E02	Off take {Tonnes}	6,16,567	4,42,538	72
9	<u>Food Security:National Food Security Act(Tide Over)-NFSA</u>				
	05F02	Off take {Tonnes}	7,383	9,106	123
10	<u>Rural Housing - Indira Awaas Yojana</u>				
	06A01	Houses constructed {Number}	65,976	55,447	84
11	<u>EWS/LIG Houses in Urban Areas</u>				
	06B01	Houses constructed {Number}	9,055	3,053	34

ANDHRA PRADESH

Sl. No.	Item Code	Item/Parameter Name {Units}	Target	Achievement	Percent Achievement
			April 2015-March 2016	April 2015-March 2016	
(1)	(3)	(4)	(5)	(6)	(6)/(5)
12	<u>Rural Areas: National Rural Drinking Water Programme (NRDWP)</u>				
	07A03	Partially Covered Habitations {Number}	903	1,905	211
	07A04	Coverage of water quality affected habitations {Number}	77	35	45
13	<u>Sanitation Programme in Rural Areas</u>				
	08D01	Individual Household latrines constructed {Number}	**	3,54,996	
14	<u>Institutional Delivery</u>				
	08E01	Delivery in institutions {Number}	**	7,64,280	
15	<u>SC Families assisted</u>				
	10A02	SC families assisted under SCA to SCSP & NSFDC {Number}	6,592	29,436	447
16	<u>SC families assisted - SC students assisted under post matric scholarship</u>				
	10A03	SC students assisted under post matric scholarship {Number}	**	2,59,647	
17	<u>Universalization of ICDS Scheme</u>				
	12A01	ICDS Blocks Operational (Cumulative) {Number}	257	257	100
18	<u>Functional Anganwadis</u>				
	12B01	Anganwadis Functional (Cumulative) {Number}	55,607	55,599	100
19	<u>No. of Urban poor families assisted under Seven Point Charter</u>				
	14A01	Poor Families assisted {Number}	**	4,10,603	
20	<u>Afforestation (Public and Forest Lands)</u>				
	15A01	Area Covered under Plantation {Hectares}	1,48,730	1,33,618	90
	15A02	Seedlings planted {Number}	9,66,75,000	18,39,48,000	190
21	<u>Rural roads - PMGSY</u>				
	17A01	Length of road constructed {Kilometer}	300	1,064	355
22	<u>Energising pump sets</u>				
	18D01	Pumps sets energized {Number}	25,000	72,360	289
23	<u>Supply of Electricity</u>				
	18E02	Electricity supplied {Million Units}	50,436	50,366	100

Note:

* - Target Not Received.

** - Non-Targetable.

1 Very Good(90% or above of targets)

05A02, 05B02, 05D02, 05F02, 07A03, 10A02, 12A01, 12B01, 15A01, 15A02, 17A01, 18D01, 18E02

2 Good(Between 80% to 90% targets)

06A01

3 Poor(Below 80% of targets)

05E02, 06B01, 07A04

ARUNACHAL PRADESH

				Target	Achievement	
Sl. No.	Item Code	Item/Parameter Name {Units}	April 2015-March 2016	April 2015-March 2016	Percent Achievement	
(1)	(3)	(4)	(5)	(6)	(6)/(5)	
1	<u>Employment generation under the NREG Scheme</u>					
	01A01	No. of job cards issued {Number}	**	6662		
	01A02	Employment generated {Number}	**	0		
	01A03	Wages given {Rupees}	**	0		
2	<u>National Rural Livelihood Mission (NRLM)</u>					
	01F01	Number of SHGs promoted (new and revived) during the financial year {Number}	150	0	0	
	01F02	Number of SHGs provided Revolving Fund (RF) during the financial year {Number}	*	0		
	01F03	Number of SHGs provided Community Investment Fund (CIF) during the financial year {Number}	*	0		
3	<u>Distribution of waste land to the landless</u>					
	03E01	Total Land Distributed {Hectare}	**	0		
	03E02	Land Distributed to SC {Hectare}	**	0		
	03E03	Land Distributed to ST {Hectare}	**	0		
	03E04	Land Distributed to Others {Hectare}	**	0		
4	<u>Minimum Wages Enforcement (including Farm Labour)</u>					
	04B01	Agriculture and Farm Workers: Inspections made {Number}	**	0		
	04B02	Agriculture and Farm Workers: Irregularities detected {Number}	**	0		
	04B03	Agriculture and Farm Workers: Irregularities rectified {Number}	**	0		
	04B04	Agriculture and Farm Workers: Claims filed {Number}	**	0		
	04B05	Agriculture and Farm Workers: Claims settled {Number}	**	0		
	04B06	Agriculture and Farm Workers: Prosecution cases Pending {Number}	**	0		
	04B07	Agriculture and Farm Workers: Prosecution cases filed {Number}	**	0		
	04B08	Agriculture and Farm Workers: Prosecution cases decided {Number}	**	0		
	04B10	Agriculture and Farm Workers: Others {Number}	**	0		
5	<u>Food security-Targeted Public Distribution system (APL+BPL+AAY)</u>					
	05A02	Off take {Tonnes}	1,01,556	1,01,417	100	
6	<u>Food security-Targeted Public Distribution system (only AAY)</u>					
	05B02	Off take {Tonnes}	15,972	16,074	101	
7	<u>Food Security - Targeted Public Distribution System (Only BPL)</u>					
	05D02	Off take {Tonnes}	25,524	25,537	100	
8	<u>Food Security:National Food Security Act(Normal)-NFSA</u>					
	05E02	Off take {Tonnes}	*	0		
9	<u>Food Security:National Food Security Act(Tide Over)-NFSA</u>					
	05F02	Off take {Tonnes}	*	0		
10	<u>Rural Housing - Indira Awaas Yojana</u>					
	06A01	Houses constructed {Number}	1,357	0	0	

ARUNACHAL PRADESH

			Target	Achievement	
Sl. No.	Item Code	Item/Parameter Name {Units}	April 2015-March 2016	April 2015-March 2016	Percent Achievement
(1)	(3)	(4)	(5)	(6)	(6)/(5)
11	<u>EWS/LIG Houses in Urban Areas</u>				
	06B01	Houses constructed {Number}	417	0	0
12	<u>Rural Areas: National Rural Drinking Water Programme (NRDWP)</u>				
	07A03	Partially Covered Habitations {Number}	177	0	0
	07A04	Coverage of water quality affected habitations {Number}	40	0	0
13	<u>Sanitation Programme in Rural Areas</u>				
	08D01	Individual Household latrines constructed {Number}	**	19,439	
14	<u>Institutional Delivery</u>				
	08E01	Delivery in institutions {Number}	**	5,876	
15	<u>Universalization of ICDS Scheme</u>				
	12A01	ICDS Blocks Operational (Cumulative) {Number}	98	98	100
16	<u>Functional Anganwadis</u>				
	12B01	Anganwadis Functional (Cumulative) {Number}	6,225	6,225	100
17	<u>No. of Urban poor families assisted under Seven Point Charter</u>				
	14A01	Poor Families assisted {Number}	**	0	
18	<u>Afforestation (Public and Forest Lands)</u>				
	15A01	Area Covered under Plantation {Hectares}	210	8	4
	15A02	Seedlings planted {Number}	1,37,000	5,610	4
19	<u>Rural roads - PMGSY</u>				
	17A01	Length of road constructed {Kilometer}	470	197	42
20	<u>Deendyal Upadhyaya Gram Jyoti Yojana (DDUGJY)</u>				
	18B01	Villages electrified {Number}	*	174	-
21	<u>Supply of Electricity</u>				
	18E02	Electricity supplied {Million Units}	626	591	94

Note:

* - Target Not Received.

** - Non-Targetable.

1 Very Good(90% or above of targets)

05A02, 05B02, 05D02, 12A01, 12B01, 18E02

2 Poor(Below 80% of targets)

01F01, 06A01, 06B01, 07A03, 07A04, 15A01, 15A02, 17A01

ASSAM

Sl. No.	Item Code	Item/Parameter Name {Units}	Target	Achievement	Percent Achievement
			April 2015-March 2016	April 2015-March 2016	
(1)	(3)	(4)	(5)	(6)	(6)/(5)
1	<u>Employment generation under the NREG Scheme</u>				
	01A01	No. of job cards issued {Number}	**	242,906	
	01A02	Employment generated {Number}	**	4,95,10,000	
	01A03	Wages given {Rupees}	**	3,82,72,33,000	
2	<u>National Rural Livelihood Mission (NRLM)</u>				
	01F01	Number of SHGs promoted (new and revived) during the financial year {Number}	11,305	13,680	121
	01F02	Number of SHGs provided Revolving Fund (RF) during the financial year {Number}	15,600	13,288	85
	01F03	Number of SHGs provided Community Investment Fund (CIF) during the financial year {Number}	9,150	11,680	128
3	<u>Distribution of waste land to the landless</u>				
	03E01	Total Land Distributed {Hectare}	**	0	
	03E02	Land Distributed to SC {Hectare}	**	0	
	03E03	Land Distributed to ST {Hectare}	**	0	
	03E04	Land Distributed to Others {Hectare}	**	0	
4	<u>Minimum Wages Enforcement (including Farm Labour)</u>				
	04B01	Agriculture and Farm Workers: Inspections made {Number}	**	0	
	04B02	Agriculture and Farm Workers: Irregularities detected {Number}	**	0	
	04B03	Agriculture and Farm Workers: Irregularities rectified {Number}	**	0	
	04B04	Agriculture and Farm Workers: Claims filed {Number}	**	0	
	04B05	Agriculture and Farm Workers: Claims settled {Number}	**	0	
	04B06	Agriculture and Farm Workers: Prosecution cases Pending {Number}	**	0	
	04B07	Agriculture and Farm Workers: Prosecution cases filed {Number}	**	0	
	04B08	Agriculture and Farm Workers: Prosecution cases decided {Number}	**	0	
	04B10	Agriculture and Farm Workers: Others {Number}	**	0	
5	<u>Food security-Targeted Public Distribution system (APL+BPL+AA Y)</u>				
	05A02	Off take {Tonnes}	18,11,924	16,54,279	91
6	<u>Food security-Targeted Public Distribution system (only AA Y)</u>				
	05B02	Off take {Tonnes}	1,97,128	1,98,271	101
7	<u>Food Security - Targeted Public Distribution System (Only BPL)</u>				
	05D02	Off take {Tonnes}	3,16,816	3,20,853	101
8	<u>Food Security:National Food Security Act(Normal)-NFSA</u>				
	05E02	Off take {Tonnes}	5,20,932	3,62,557	70
9	<u>Food Security:National Food Security Act(Tide Over)-NFSA</u>				
	05F02	Off take {Tonnes}	33,088	31,227	94
10	<u>Rural Housing - Indira Awaas Yojana</u>				
	06A01	Houses constructed {Number}	1,23,193	40,817	33
11	<u>EWS/LIG Houses in Urban Areas</u>				
	06B01	Houses constructed {Number}	1,488	0	0

ASSAM

Sl. No.	Item Code	Item/Parameter Name {Units}	Target	Achievement	Percent Achievement
			April 2015-March 2016	April 2015-March 2016	
(1)	(3)	(4)	(5)	(6)	(6)/(5)
12		<u>Rural Areas: National Rural Drinking Water Programme (NRDWP)</u>			
	07A03	Partially Covered Habitations {Number}	2,546	1,128	44
	07A04	Coverage of water quality affected habitations {Number}	1,447	498	34
13		<u>Sanitation Programme in Rural Areas</u>			
	08D01	Individual Household latrines constructed {Number}	**	4,65,545	
14		<u>Institutional Delivery</u>			
	08E01	Delivery in institutions {Number}	**	0	
15		<u>SC Families assisted</u>			
	10A02	SC families assisted under SCA to SCSP & NSFDC {Number}	2,001	7,045	352
16		<u>SC families assisted - SC students assisted under post matric scholarship</u>			
	10A03	SC students assisted under post matric scholarship {Number}	**	0	
17		<u>Universalization of ICDS Scheme</u>			
	12A01	ICDS Blocks Operational (Cumulative) {Number}	231	231	100
18		<u>Functional Anganwadis</u>			
	12B01	Anganwadis Functional (Cumulative) {Number}	62,153	62,153	100
19		<u>No. of Urban poor families assisted under Seven Point Charter</u>			
	14A01	Poor Families assisted {Number}	**	628	
20		<u>Afforestation (Public and Forest Lands)</u>			
	15A01	Area Covered under Plantation {Hectares}	40	0	0
	15A02	Seedlings planted {Number}	26,000	0	0
21		<u>Rural roads - PMGSY</u>			
	17A01	Length of road constructed {Kilometer}	700	477	68
22		<u>Deendyal Upadhyaya Gram Jyoti Yojana (DDUGJY)</u>			
	18B01	Villages electrified {Number}	121	942	779
23		<u>Supply of Electricity</u>			
	18E02	Electricity supplied {Million Units}	8,762	8,272	94

Note:

* - Target Not Received.

** - Non-Targetable.

1 Very Good(90% or above of targets)

01F01, 01F03, 05A02, 05B02, 05D02, 05F02, 10A02, 12A01, 12B01, 18B01, 18E02

2 Good(Between 80% to 90% targets)

01F02

3 Poor(Below 80% of targets)

05E02, 06A01, 06B01, 07A03, 07A04, 15A01, 15A02, 17A01

BIHAR

Sl. No.	Item Code	Item/Parameter Name {Units}	Target	Achievement	Percent Achievement
			April 2015-March 2016	April 2015-March 2016	
(1)	(3)	(4)	(5)	(6)	(6)/(5)
1	<u>Employment generation under the NREG Scheme</u>				
	01A01	No. of job cards issued {Number}	**	490,524	
	01A02	Employment generated {Number}	**	7,18,76,000	
	01A03	Wages given {Rupees}	**	13,39,70,94,000	
2	<u>National Rural Livelihood Mission (NRLM)</u>				
	01F01	Number of SHGs promoted (new and revived) during the financial year {Number}	22,551	4,176	19
	01F02	Number of SHGs provided Revolving Fund (RF) during the financial year {Number}	*	52,084	
	01F03	Number of SHGs provided Community Investment Fund (CIF) during the financial year {Number}	42,872	50,831	119
3	<u>Distribution of waste land to the landless</u>				
	03E01	Total Land Distributed {Hectare}	**	78	
	03E02	Land Distributed to SC {Hectare}	**	59	
	03E03	Land Distributed to ST {Hectare}	**	0	
	03E04	Land Distributed to Others {Hectare}	**	19	
4	<u>Minimum Wages Enforcement (including Farm Labour)</u>				
	04B01	Agriculture and Farm Workers: Inspections made {Number}	**	71,637	
	04B02	Agriculture and Farm Workers: Irregularities detected {Number}	**	20,054	
	04B03	Agriculture and Farm Workers: Irregularities rectified {Number}	**	20,963	
	04B04	Agriculture and Farm Workers: Claims filed {Number}	**	5,956	
	04B05	Agriculture and Farm Workers: Claims settled {Number}	**	5,773	
	04B06	Agriculture and Farm Workers: Prosecution cases Pending {Number}	**	710	
	04B07	Agriculture and Farm Workers: Prosecution cases filed {Number}	**	189	
	04B08	Agriculture and Farm Workers: Prosecution cases decided {Number}	**	85	
	04B10	Agriculture and Farm Workers: Others {Number}	**	0	
5	<u>Food security-Targeted Public Distribution system (APL+BPL+AA Y)</u>				
	05A02	Off take {Tonnes}	52,41,275	50,25,021	96
6	<u>Food security-Targeted Public Distribution system (only AA Y)</u>				
	05B02	Off take {Tonnes}	*	0	
7	<u>Food Security - Targeted Public Distribution System (Only BPL)</u>				
	05D02	Off take {Tonnes}	*	0	
8	<u>Food Security:National Food Security Act(Normal)-NFSA</u>				
	05E02	Off take {Tonnes}	52,41,275	50,25,021	96
9	<u>Food Security:National Food Security Act(Tide Over)-NFSA</u>				
	05F02	Off take {Tonnes}	*	0	
10	<u>Rural Housing - Indira Awaas Yojana</u>				
	06A01	Houses constructed {Number}	2,36,271	4,76,379	202
11	<u>EWS/LIG Houses in Urban Areas</u>				
	06B01	Houses constructed {Number}	8,865	5,920	67

BIHAR

Sl. No.	Item Code	Item/Parameter Name {Units}	Target	Achievement	Percent Achievement
			April 2015-March 2016	April 2015-March 2016	
(1)	(3)	(4)	(5)	(6)	(6)/(5)
12	<u>Rural Areas: National Rural Drinking Water Programme (NRDWP)</u>				
	07A03	Partially Covered Habitations {Number}	4,019	5,689	142
	07A04	Coverage of water quality affected habitations {Number}	1,673	1,609	96
13	<u>Sanitation Programme in Rural Areas</u>				
	08D01	Individual Household latrines constructed {Number}	**	4,27,038	
14	<u>Institutional Delivery</u>				
	08E01	Delivery in institutions {Number}	**	0	
15	<u>SC Families assisted</u>				
	10A02	SC families assisted under SCA to SCSP & NSFDC {Number}	15,722	6,077	39
16	<u>SC families assisted - SC students assisted under post matric scholarship</u>				
	10A03	SC students assisted under post matric scholarship {Number}	**	0	
17	<u>Universalization of ICDS Scheme</u>				
	12A01	ICDS Blocks Operational (Cumulative) {Number}	544	544	100
18	<u>Functional Anganwadis</u>				
	12B01	Anganwadis Functional (Cumulative) {Number}	1,15,009	91,677	80
19	<u>No. of Urban poor families assisted under Seven Point Charter</u>				
	14A01	Poor Families assisted {Number}	**	0	
20	<u>Afforestation (Public and Forest Lands)</u>				
	15A01	Area Covered under Plantation {Hectares}	22,790	41,419	182
	15A02	Seedlings planted {Number}	1,48,14,000	2,69,22,300	182
21	<u>Rural roads - PMGSY</u>				
	17A01	Length of road constructed {Kilometer}	3,200	3,749	117
22	<u>Deendyal Upadhyaya Gram Jyoti Yojana (DDUGJY)</u>				
	18B01	Villages electrified {Number}	1,975	1,754	89
23	<u>Energising pump sets</u>				
	18D01	Pumps sets energized {Number}	2,764	7,499	271
24	<u>Supply of Electricity</u>				
	18E02	Electricity supplied {Million Units}	23,961	23,659	99

Note:

* - Target Not Received.

** - Non-Targetable.

1 Very Good(90% or above of targets)

01F03, 05A02, 05E02, 06A01, 07A03, 07A04, 12A01, 15A01, 15A02, 17A01, 18B01, 18D01, 18E02

2 Good(Between 80% to 90% targets)

12B01

3 Poor(Below 80% of targets)

01F01, 06B01, 10A02

CHHATISGARH

Sl. No.	Item Code	Item/Parameter Name {Units}	Target	Achievement	Percent Achievement
			April 2015-March 2016	April 2015-March 2016	
(1)	(3)	(4)	(5)	(6)	(6)/(5)
1	<u>Employment generation under the NREG Scheme</u>				
	01A01	No. of job cards issued {Number}	**	0	
	01A02	Employment generated {Number}	**	9,49,000	
	01A03	Wages given {Rupees}	**	8,25,12,000	
2	<u>National Rural Livelihood Mission (NRLM)</u>				
	01F01	Number of SHGs promoted (new and revived) during the financial year {Number}	12,960	21,243	164
	01F02	Number of SHGs provided Revolving Fund (RF) during the financial year {Number}	6,300	14,875	236
	01F03	Number of SHGs provided Community Investment Fund (CIF) during the financial year {Number}	5,352	9,432	176
3	<u>Distribution of waste land to the landless</u>				
	03E01	Total Land Distributed {Hectare}	**	0	
	03E02	Land Distributed to SC {Hectare}	**	0	
	03E03	Land Distributed to ST {Hectare}	**	0	
	03E04	Land Distributed to Others {Hectare}	**	0	
4	<u>Minimum Wages Enforcement (including Farm Labour)</u>				
	04B01	Agriculture and Farm Workers: Inspections made {Number}	**	0	
	04B02	Agriculture and Farm Workers: Irregularities detected {Number}	**	0	
	04B03	Agriculture and Farm Workers: Irregularities rectified {Number}	**	0	
	04B04	Agriculture and Farm Workers: Claims filed {Number}	**	0	
	04B05	Agriculture and Farm Workers: Claims settled {Number}	**	0	
	04B06	Agriculture and Farm Workers: Prosecution cases Pending {Number}	**	0	
	04B07	Agriculture and Farm Workers: Prosecution cases filed {Number}	**	0	
	04B08	Agriculture and Farm Workers: Prosecution cases decided {Number}	**	0	
	04B10	Agriculture and Farm Workers: Others {Number}	**	0	
5	<u>Food security-Targeted Public Distribution system (APL+BPL+AAAY)</u>				
	05A02	Off take {Tonnes}	13,84,056	13,84,056	100
6	<u>Food security-Targeted Public Distribution system (only AAAY)</u>				
	05B02	Off take {Tonnes}	*	0	
7	<u>Food Security - Targeted Public Distribution System (Only BPL)</u>				
	05D02	Off take {Tonnes}	*	0	
8	<u>Food Security:National Food Security Act(Normal)-NFSA</u>				
	05E02	Off take {Tonnes}	13,84,056	13,84,056	100
9	<u>Food Security:National Food Security Act(Tide Over)-NFSA</u>				
	05F02	Off take {Tonnes}	*	0	
10	<u>Rural Housing - Indira Awaas Yojana</u>				
	06A01	Houses constructed {Number}	36,158	39,373	109
11	<u>EWS/LIG Houses in Urban Areas</u>				
	06B01	Houses constructed {Number}	6,716	7,912	118

CHHATISGARH

Sl. No.	Item Code	Item/Parameter Name {Units}	Target	Achievement	Percent Achievement
			April 2015-March 2016	April 2015-March 2016	
(1)	(3)	(4)	(5)	(6)	(6)/(5)
12		<u>Rural Areas: National Rural Drinking Water Programme (NRDWP)</u>			
	07A03	Partially Covered Habitations {Number}	2,929	2,651	91
	07A04	Coverage of water quality affected habitations {Number}	965	284	29
13		<u>Sanitation Programme in Rural Areas</u>			
	08D01	Individual Household latrines constructed {Number}	**	3,57,107	
14		<u>Institutional Delivery</u>			
	08E01	Delivery in institutions {Number}	**	34,396	
15		<u>SC Families assisted</u>			
	10A02	SC families assisted under SCA to SCSP & NSFDC {Number}	3,616	109	3
16		<u>SC families assisted - SC students assisted under post matric scholarship</u>			
	10A03	SC students assisted under post matric scholarship {Number}	**	0	
17		<u>Universalization of ICDS Scheme</u>			
	12A01	ICDS Blocks Operational (Cumulative) {Number}	220	220	100
18		<u>Functional Anganwadis</u>			
	12B01	Anganwadis Functional (Cumulative) {Number}	52,474	49,978	95
19		<u>No. of Urban poor families assisted under Seven Point Charter</u>			
	14A01	Poor Families assisted {Number}	**	0	
20		<u>Afforestation (Public and Forest Lands)</u>			
	15A01	Area Covered under Plantation {Hectares}	50,410	1,33,531	265
	15A02	Seedlings planted {Number}	3,27,67,000	98,70,000	30
21		<u>Rural roads - PMGSY</u>			
	17A01	Length of road constructed {Kilometer}	1,500	1,703	114
22		<u>Deendyal Upadhyaya Gram Jyoti Yojana (DDUGJY)</u>			
	18B01	Villages electrified {Number}	15	405	2,700
23		<u>Energising pump sets</u>			
	18D01	Pumps sets energized {Number}	21,000	22,108	105
24		<u>Supply of Electricity</u>			
	18E02	Electricity supplied {Million Units}	25,649	25,309	99

Note:

* - Target Not Received.

** - Non-Targetable.

1 Very Good(90% or above of targets)

01F01, 01F02, 01F03, 05A02, 05E02, 06A01, 06B01, 07A03, 12A01, 12B01, 15A01, 17A01, 18B01, 18D01, 18E02

2 Poor(Below 80% of targets)

07A04, 10A02, 15A02

DELHI

			Target	Achievement	
Sl. No.	Item Code	Item/Parameter Name {Units}	April 2015-March 2016	April 2015-March 2016	Percent Achievement
(1)	(3)	(4)	(5)	(6)	(6)/(5)
1	<u>Employment generation under the NREG Scheme</u>				
	01A01	No. of job cards issued {Number}	**	0	
	01A02	Employment generated {Number}	**	0	
	01A03	Wages given {Rupees}	**	0	
2	<u>Distribution of waste land to the landless</u>				
	03E01	Total Land Distributed {Hectare}	**	0	
	03E02	Land Distributed to SC {Hectare}	**	0	
	03E03	Land Distributed to ST {Hectare}	**	0	
	03E04	Land Distributed to Others {Hectare}	**	0	
3	<u>Minimum Wages Enforcement (including Farm Labour)</u>				
	04B01	Agriculture and Farm Workers: Inspections made {Number}	**	0	
	04B02	Agriculture and Farm Workers: Irregularities detected {Number}	**	0	
	04B03	Agriculture and Farm Workers: Irregularities rectified {Number}	**	0	
	04B04	Agriculture and Farm Workers: Claims filed {Number}	**	0	
	04B05	Agriculture and Farm Workers: Claims settled {Number}	**	0	
	04B06	Agriculture and Farm Workers: Prosecution cases Pending {Number}	**	0	
	04B07	Agriculture and Farm Workers: Prosecution cases filed {Number}	**	0	
	04B08	Agriculture and Farm Workers: Prosecution cases decided {Number}	**	0	
	04B10	Agriculture and Farm Workers: Others {Number}	**	0	
4	<u>Food security-Targeted Public Distribution system (APL+BPL+AA Y)</u>				
	05A02	Off take {Tonnes}	4,24,500	4,25,886	100
5	<u>Food security-Targeted Public Distribution system (only AA Y)</u>				
	05B02	Off take {Tonnes}	*	0	
6	<u>Food Security - Targeted Public Distribution System (Only BPL)</u>				
	05D02	Off take {Tonnes}	*	0	
7	<u>Food Security:National Food Security Act(Normal)-NFSA</u>				
	05E02	Off take {Tonnes}	4,23,792	4,25,638	100
8	<u>Food Security:National Food Security Act(Tide Over)-NFSA</u>				
	05F02	Off take {Tonnes}	708	248	35
9	<u>EWS/LIG Houses in Urban Areas</u>				
	06B01	Houses constructed {Number}	14,969	2,040	14
10	<u>Sanitation Programme in Rural Areas</u>				
	08D01	Individual Household latrines constructed {Number}	**	0	
11	<u>Institutional Delivery</u>				
	08E01	Delivery in institutions {Number}	**	3,19,012	
12	<u>SC Families assisted</u>				
	10A02	SC families assisted under SCA to SCSP & NSFDC {Number}	1,193	371	31

DELHI

			Target	Achievement	
Sl. No.	Item Code	Item/Parameter Name {Units}	April 2015-March 2016	April 2015-March 2016	Percent Achievement
(1)	(3)	(4)	(5)	(6)	(6)/(5)
13	<u>SC families assisted - SC students assisted under post matric scholarship</u>				
	10A03	SC students assisted under post matric scholarship {Number}	**	3,248	
14	<u>Universalization of ICDS Scheme</u>				
	12A01	ICDS Blocks Operational (Cumulative) {Number}	95	95	100
15	<u>Functional Anganwadis</u>				
	12B01	Anganwadis Functional (Cumulative) {Number}	11,150	10,897	98
16	<u>No. of Urban poor families assisted under Seven Point Charter</u>				
	14A01	Poor Families assisted {Number}	**	531	
17	<u>Afforestation (Public and Forest Lands)</u>				
	15A01	Area Covered under Plantation {Hectares}	850	1,498	176
	15A02	Seedlings planted {Number}	5,53,000	9,73,822	176
18	<u>Supply of Electricity</u>				
	18E02	Electricity supplied {Million Units}	29,626	29,583	100

Note:

* - Target Not Received.

** - Non-Targetable.

1 Very Good(90% or above of targets)

05A02, 05E02, 12A01, 12B01, 15A01, 15A02, 18E02

2 Poor(Below 80% of targets)

05F02, 06B01, 10A02

GOA

				Target	Achievement	
Sl. No.	Sub.Sl. No.	Item Code	Item/Parameter Name {Units}	April 2015-March 2016	April 2015-March 2016	Percent Achievement
(1)	(2)	(3)	(4)	(5)	(6)	(6)/(5)
1		<u>Employment generation under the NREG Scheme</u>				
	(i)	01A01	No. of job cards issued {Number}	**	222	
	(ii)	01A02	Employment generated {Number}	**	1,08,240	
	(iii)	01A03	Wages given {Rupees}	**	2,34,11,000	
2		<u>Distribution of waste land to the landless</u>				
	(i)	03E01	Total Land Distributed {Hectare}	**	0	
	(ii)	03E02	Land Distributed to SC {Hectare}	**	0	
	(iii)	03E03	Land Distributed to ST {Hectare}	**	0	
	(iv)	03E04	Land Distributed to Others {Hectare}	**	0	
3		<u>Minimum Wages Enforcement (including Farm Labour)</u>				
	(i)	04B01	Agriculture and Farm Workers: Inspections made {Number}	**	0	
	(ii)	04B02	Agriculture and Farm Workers: Irregularities detected {Number}	**	0	
	(iii)	04B03	Agriculture and Farm Workers: Irregularities rectified {Number}	**	0	
	(iv)	04B04	Agriculture and Farm Workers: Claims filed {Number}	**	0	
	(v)	04B05	Agriculture and Farm Workers: Claims settled {Number}	**	0	
	(vi)	04B06	Agriculture and Farm Workers: Prosecution cases Pending {Number}	**	0	
	(vii)	04B07	Agriculture and Farm Workers: Prosecution cases filed {Number}	**	0	
	(viii)	04B08	Agriculture and Farm Workers: Prosecution cases decided {Number}	**	0	
	(ix)	04B10	Agriculture and Farm Workers: Others {Number}	**	0	
4		<u>Food security-Targeted Public Distribution system (APL+BPL+AA Y)</u>				
	(i)	05A02	Off take {Tonnes}	61,692	64,072	104
5		<u>Food security-Targeted Public Distribution system (only AA Y)</u>				
	(i)	05B02	Off take {Tonnes}	4,072	4,055	100
6		<u>Food Security - Targeted Public Distribution System (Only BPL)</u>				
	(i)	05D02	Off take {Tonnes}	3,688	3,601	98
7		<u>Food Security:National Food Security Act(Normal)-NFSA</u>				
	(i)	05E02	Off take {Tonnes}	11,140	12,040	108
8		<u>Food Security:National Food Security Act(Tide Over)-NFSA</u>				
	(i)	05F02	Off take {Tonnes}	8,528	8,528	100
9		<u>Rural Housing - Indira Awaas Yojana</u>				
	(i)	06A01	Houses constructed {Number}	495	1,126	227
10		<u>EWS/LIG Houses in Urban Areas</u>				
	(i)	06B01	Houses constructed {Number}	*	0	
11		<u>Rural Areas: National Rural Drinking Water Programme (NRDWP)</u>				
	(i)	07A03	Partially Covered Habitations {Number}	2	0	0
12		<u>Sanitation Programme in Rural Areas</u>				
	(i)	08D01	Individual Household latrines constructed {Number}	**	28,637	
13		<u>Institutional Delivery</u>				
	(i)	08E01	Delivery in institutions {Number}	**	19,206	

GOA

				Target	Achievement	
Sl. No.	Sub.Sl. No.	Item Code	Item/Parameter Name {Units}	April 2015-March 2016	April 2015-March 2016	Percent Achievement
(1)	(2)	(3)	(4)	(5)	(6)	(6)/(5)
14		<u>SC Families assisted</u>				
	(i)	10A02	SC families assisted under SCA to SCSP & NSFDC {Number}	59	0	0
15		<u>SC families assisted - SC students assisted under post matric scholarship</u>				
	(i)	10A03	SC students assisted under post matric scholarship {Number}	**	107	
16		<u>Universalization of ICDS Scheme</u>				
	(i)	12A01	ICDS Blocks Operational (Cumulative) {Number}	11	12	109
17		<u>Functional Anganwadis</u>				
	(i)	12B01	Anganwadis Functional (Cumulative) {Number}	1,262	1,253	99
18		<u>No. of Urban poor families assisted under Seven Point Charter</u>				
	(i)	14A01	Poor Families assisted {Number}	**	0	
19		<u>Afforestation (Public and Forest Lands)</u>				
	(i)	15A01	Area Covered under Plantation {Hectares}	150	21	14
	(ii)	15A02	Seedlings planted {Number}	98,000	33,300	34
20		<u>Energising pump sets</u>				
	(i)	18D01	Pumps sets energized {Number}	200	193	96
21		<u>Supply of Electricity</u>				
	(i)	18E02	Electricity supplied {Million Units}	5,120	5,119	100

Note:

* - Target Not Received.

** - Non-Targetable.

1 Very Good(90% or above of targets)

05A02, 05B02, 05D02, 05E02, 05F02, 06A01, 12A01, 12B01, 18D01, 18E02

2 Poor(Below 80% of targets)

07A03, 10A02, 15A01, 15A02

GUJARAT

Sl. No.	Item Code	Item/Parameter Name {Units}	Target	Achievement	Percent Achievement
			April 2015-March 2016	April 2015-March 2016	
(1)	(3)	(4)	(5)	(6)	(6)/(5)
1	<u>Employment generation under the NREG Scheme</u>				
	01A01	No. of job cards issued {Number}	**	32,141	
	01A02	Employment generated {Number}	**	2,24,71,000	
	01A03	Wages given {Rupees}	**	3,06,19,04,000	
2	<u>National Rural Livelihood Mission (NRLM)</u>				
	01F01	Number of SHGs promoted (new and revived) during the financial year {Number}	9,443	16,993	180
	01F02	Number of SHGs provided Revolving Fund (RF) during the financial year {Number}	4,000	8,042	201
	01F03	Number of SHGs provided Community Investment Fund (CIF) during the financial year {Number}	3,050	5,517	181
3	<u>Distribution of waste land to the landless</u>				
	03E01	Total Land Distributed {Hectare}	**	0	
	03E02	Land Distributed to SC {Hectare}	**	0	
	03E03	Land Distributed to ST {Hectare}	**	0	
	03E04	Land Distributed to Others {Hectare}	**	0	
4	<u>Minimum Wages Enforcement (including Farm Labour)</u>				
	04B01	Agriculture and Farm Workers: Inspections made {Number}	**	0	
	04B02	Agriculture and Farm Workers: Irregularities detected {Number}	**	0	
	04B03	Agriculture and Farm Workers: Irregularities rectified {Number}	**	0	
	04B04	Agriculture and Farm Workers: Claims filed {Number}	**	0	
	04B05	Agriculture and Farm Workers: Claims settled {Number}	**	0	
	04B06	Agriculture and Farm Workers: Prosecution cases Pending {Number}	**	0	
	04B07	Agriculture and Farm Workers: Prosecution cases filed {Number}	**	0	
	04B08	Agriculture and Farm Workers: Prosecution cases decided {Number}	**	0	
	04B10	Agriculture and Farm Workers: Others {Number}	**	0	
5	<u>Food security-Targeted Public Distribution system (APL+BPL+AA Y)</u>				
	05A02	Off take {Tonnes}	20,85,108	20,16,456	97
6	<u>Food security-Targeted Public Distribution system (only AA Y)</u>				
	05B02	Off take {Tonnes}	3,26,292	3,26,169	100
7	<u>Food Security - Targeted Public Distribution System (Only BPL)</u>				
	05D02	Off take {Tonnes}	5,64,156	5,64,337	100
8	<u>Food Security:National Food Security Act(Normal)-NFSA</u>				
	05E02	Off take {Tonnes}	*	0	
9	<u>Food Security:National Food Security Act(Tide Over)-NFSA</u>				
	05F02	Off take {Tonnes}	*	0	
10	<u>Rural Housing - Indira Awaas Yojana</u>				
	06A01	Houses constructed {Number}	28,753	54,537	190
11	<u>EWS/LIG Houses in Urban Areas</u>				
	06B01	Houses constructed {Number}	8,822	9,051	103

GUJARAT

Sl. No.	Item Code	Item/Parameter Name {Units}	Target	Achievement	Percent Achievement
			April 2015-March 2016	April 2015-March 2016	
(1)	(3)	(4)	(5)	(6)	(6)/(5)
12	<u>Rural Areas: National Rural Drinking Water Programme (NRDWP)</u>				
	07A03	Partially Covered Habitations {Number}	940	1,172	125
	07A04	Coverage of water quality affected habitations {Number}	21	21	100
13	<u>Sanitation Programme in Rural Areas</u>				
	08D01	Individual Household latrines constructed {Number}	**	9,22,728	
14	<u>Institutional Delivery</u>				
	08E01	Delivery in institutions {Number}	**	11,56,426	
15	<u>SC Families assisted</u>				
	10A02	SC families assisted under SCA to SCSP & NSFDC {Number}	3,610	4,155	115
16	<u>SC families assisted - SC students assisted under post matric scholarship</u>				
	10A03	SC students assisted under post matric scholarship {Number}	**	1,18,182	
17	<u>Universalization of ICDS Scheme</u>				
	12A01	ICDS Blocks Operational (Cumulative) {Number}	336	336	100
18	<u>Functional Anganwadis</u>				
	12B01	Anganwadis Functional (Cumulative) {Number}	53,029	52,745	99
19	<u>No. of Urban poor families assisted under Seven Point Charter</u>				
	14A01	Poor Families assisted {Number}	**	1,15,341	
20	<u>Afforestation (Public and Forest Lands)</u>				
	15A01	Area Covered under Plantation {Hectares}	1,39,280	1,50,822	108
	15A02	Seedlings planted {Number}	9,05,32,000	16,89,92,000	187
21	<u>Rural roads - PMGSY</u>				
	17A01	Length of road constructed {Kilometer}	1,800	1,622	90
22	<u>Energising pump sets</u>				
	18D01	Pumps sets energized {Number}	56,000	91,048	163
23	<u>Supply of Electricity</u>				
	18E02	Electricity supplied {Million Units}	1,03,544	1,03,540	100

Note:

* - Target Not Received.

** - Non-Targetable.

1 Very Good(90% or above of targets)

01F01, 01F02, 01F03, 05A02, 05B02, 05D02, 06A01, 06B01, 07A03, 07A04, 10A02, 12A01, 12B01, 15A01, 15A02, 17A01, 18D01, 18E02

HARYANA

			Target	Achievement	
Sl. No.	Item Code	Item/Parameter Name {Units}	April 2015-March 2016	April 2015-March 2016	Percent Achievement
(1)	(3)	(4)	(5)	(6)	(6)/(5)
1	<u>Employment generation under the NREG Scheme</u>				
	01A01	No. of job cards issued {Number}	**	0	
	01A02	Employment generated {Number}	**	48,48,000	
	01A03	Wages given {Rupees}	**	10,71,60,000	
2	<u>National Rural Livelihood Mission (NRLM)</u>				
	01F01	Number of SHGs promoted (new and revived) during the financial year {Number}	1,270	1,093	86
	01F02	Number of SHGs provided Revolving Fund (RF) during the financial year {Number}	730	716	98
	01F03	Number of SHGs provided Community Investment Fund (CIF) during the financial year {Number}	*	268	
3	<u>Distribution of waste land to the landless</u>				
	03E01	Total Land Distributed {Hectare}	**	0	
	03E02	Land Distributed to SC {Hectare}	**	0	
	03E03	Land Distributed to ST {Hectare}	**	0	
	03E04	Land Distributed to Others {Hectare}	**	0	
4	<u>Minimum Wages Enforcement (including Farm Labour)</u>				
	04B01	Agriculture and Farm Workers: Inspections made {Number}	**	414	
	04B02	Agriculture and Farm Workers: Irregularities detected {Number}	**	114	
	04B03	Agriculture and Farm Workers: Irregularities rectified {Number}	**	0	
	04B04	Agriculture and Farm Workers: Claims filed {Number}	**	17	
	04B05	Agriculture and Farm Workers: Claims settled {Number}	**	18	
	04B06	Agriculture and Farm Workers: Prosecution cases Pending {Number}	**	2,253	
	04B07	Agriculture and Farm Workers: Prosecution cases filed {Number}	**	26	
	04B08	Agriculture and Farm Workers: Prosecution cases decided {Number}	**	25	
	04B10	Agriculture and Farm Workers: Others {Number}	**	0	
5	<u>Food security-Targeted Public Distribution system (APL+BPL+AA Y)</u>				
	05A02	Off take {Tonnes}	7,95,000	7,80,211	98
6	<u>Food security-Targeted Public Distribution system (only AA Y)</u>				
	05B02	Off take {Tonnes}	*	0	
7	<u>Food Security - Targeted Public Distribution System (Only BPL)</u>				
	05D02	Off take {Tonnes}	*	0	
8	<u>Food Security:National Food Security Act(Normal)-NFSA</u>				
	05E02	Off take {Tonnes}	7,95,000	7,80,211	98
9	<u>Food Security:National Food Security Act(Tide Over)-NFSA</u>				
	05F02	Off take {Tonnes}	*	0	
10	<u>Rural Housing - Indira Awaas Yojana</u>				
	06A01	Houses constructed {Number}	29,314	12,428	42
11	<u>EWS/LIG Houses in Urban Areas</u>				
	06B01	Houses constructed {Number}	353	954	270

HARYANA

			Target	Achievement	
Sl. No.	Item Code	Item/Parameter Name {Units}	April 2015-March 2016	April 2015-March 2016	Percent Achievement
(1)	(3)	(4)	(5)	(6)	(6)/(5)
12	<u>Rural Areas: National Rural Drinking Water Programme (NRDWP)</u>				
	07A03	Partially Covered Habitations {Number}	245	315	129
	07A04	Coverage of water quality affected habitations {Number}	3	2	67
13	<u>Sanitation Programme in Rural Areas</u>				
	08D01	Individual Household latrines constructed {Number}	**	1,32,661	
14	<u>Institutional Delivery</u>				
	08E01	Delivery in institutions {Number}	**	4,53,837	
15	<u>SC Families assisted</u>				
	10A02	SC families assisted under SCA to SCSP & NSFDC {Number}	4,218	7,089	168
16	<u>SC families assisted - SC students assisted under post matric scholarship</u>				
	10A03	SC students assisted under post matric scholarship {Number}	**	74,089	
17	<u>Universalization of ICDS Scheme</u>				
	12A01	ICDS Blocks Operational (Cumulative) {Number}	148	148	100
18	<u>Functional Anganwadis</u>				
	12B01	Anganwadis Functional (Cumulative) {Number}	25,962	25,962	100
19	<u>No. of Urban poor families assisted under Seven Point Charter</u>				
	14A01	Poor Families assisted {Number}	**	1,502	
20	<u>Afforestation (Public and Forest Lands)</u>				
	15A01	Area Covered under Plantation {Hectares}	57,200	30,643	54
	15A02	Seedlings planted {Number}	3,71,80,000	2,38,50,000	64
21	<u>Rural roads - PMGSY</u>				
	17A01	Length of road constructed {Kilometer}	300	268	89
22	<u>Energising pump sets</u>				
	18D01	Pumps sets energized {Number}	9,549	7,077	74
23	<u>Supply of Electricity</u>				
	18E02	Electricity supplied {Million Units}	47,506	47,437	100

Note:

* - Target Not Received.

** - Non-Targetable.

1 Very Good(90% or above of targets)

01F02, 05A02, 05E02, 06B01, 07A03, 10A02, 12A01, 12B01, 18E02

2 Good(Between 80% to 90% targets)

01F01, 17A01

3 Poor(Below 80% of targets)

06A01, 07A04, 15A01, 15A02, 18D01

HIMACHAL PRADESH

Sl. No.	Item Code	Item/Parameter Name {Units}	Target	Achievement	Percent Achievement
			April 2015-March 2016	April 2015-March 2016	
(1)	(3)	(4)	(5)	(6)	(6)/(5)
1	<u>Employment generation under the NREG Scheme</u>				
	01A01	No. of job cards issued {Number}	**	4,876	
	01A02	Employment generated {Number}	**	1,76,50,000	
	01A03	Wages given {Rupees}	**	2,83,98,31,000	
2	<u>National Rural Livelihood Mission (NRLM)</u>				
	01F01	Number of SHGs promoted (new and revived) during the financial year {Number}	300	2,937	979
	01F02	Number of SHGs provided Revolving Fund (RF) during the financial year {Number}	300	1,592	531
	01F03	Number of SHGs provided Community Investment Fund (CIF) during the financial year {Number}	150	164	109
3	<u>Minimum Wages Enforcement (including Farm Labour)</u>				
	04B01	Agriculture and Farm Workers: Inspections made {Number}	**	0	
	04B02	Agriculture and Farm Workers: Irregularities detected {Number}	**	0	
	04B03	Agriculture and Farm Workers: Irregularities rectified {Number}	**	0	
	04B04	Agriculture and Farm Workers: Claims filed {Number}	**	0	
	04B05	Agriculture and Farm Workers: Claims settled {Number}	**	0	
	04B06	Agriculture and Farm Workers: Prosecution cases Pending {Number}	**	0	
	04B07	Agriculture and Farm Workers: Prosecution cases filed {Number}	**	0	
	04B08	Agriculture and Farm Workers: Prosecution cases decided {Number}	**	0	
	04B10	Agriculture and Farm Workers: Others {Number}	**	0	
4	<u>Food security-Targeted Public Distribution system (APL+BPL+AA Y)</u>				
	05A02	Off take {Tonnes}	5,07,996	5,11,970	101
5	<u>Food security-Targeted Public Distribution system (only AAY)</u>				
	05B02	Off take {Tonnes}	*	0	
6	<u>Food Security - Targeted Public Distribution System (Only BPL)</u>				
	05D02	Off take {Tonnes}	*	0	
7	<u>Food Security:National Food Security Act(Normal)-NFSA</u>				
	05E02	Off take {Tonnes}	1,85,952	1,86,084	100
8	<u>Food Security:National Food Security Act(Tide Over)-NFSA</u>				
	05F02	Off take {Tonnes}	3,22,044	3,25,886	101
9	<u>Rural Housing - Indira Awaas Yojana</u>				
	06A01	Houses constructed {Number}	2,635	2,972	113
10	<u>EWS/LIG Houses in Urban Areas</u>				
	06B01	Houses constructed {Number}	610	547	90
11	<u>Rural Areas: National Rural Drinking Water Programme (NRDWP)</u>				
	07A03	Partially Covered Habitations {Number}	1,115	1,536	138
12	<u>Sanitation Programme in Rural Areas</u>				
	08D01	Individual Household latrines constructed {Number}	**	66,632	
13	<u>Institutional Delivery</u>				
	08E01	Delivery in institutions {Number}	**	78,628	

HIMACHAL PRADESH

Sl. No.	Item Code	Item/Parameter Name {Units}	Target	Achievement	Percent
			April 2015-March 2016	April 2015-March 2016	Achievement
(1)	(3)	(4)	(5)	(6)	(6)/(5)
14	<u>SC Families assisted</u>				
	10A02	SC families assisted under SCA to SCSP & NSFDC {Number}	1,853	34,716	1,874
15	<u>SC families assisted - SC students assisted under post matric scholarship</u>				
	10A03	SC students assisted under post matric scholarship {Number}	**	0	
16	<u>Universalization of ICDS Scheme</u>				
	12A01	ICDS Blocks Operational (Cumulative) {Number}	78	78	100
17	<u>Functional Anganwadis</u>				
	12B01	Anganwadis Functional (Cumulative) {Number}	18,925	18,925	100
18	<u>No. of Urban poor families assisted under Seven Point Charter</u>				
	14A01	Poor Families assisted {Number}	**	0	
19	<u>Afforestation (Public and Forest Lands)</u>				
	15A01	Area Covered under Plantation {Hectares}	18,000	11,449	64
	15A02	Seedlings planted {Number}	1,17,00,000	1,21,67,712	104
20	<u>Rural roads - PMGSY</u>				
	17A01	Length of road constructed {Kilometer}	300	654	218
21	<u>Deendyal Upadhyaya Gram Jyoti Yojana (DDUGJY)</u>				
	18B01	Villages electrified {Number}	1	1	100
22	<u>Energising pump sets</u>				
	18D01	Pumps sets energized {Number}	1,014	1,758	173
23	<u>Supply of Electricity</u>				
	18E02	Electricity supplied {Million Units}	8,821	8,758	99

Note:

* - Target Not Received.

** - Non-Targetable.

1 Very Good(90% or above of targets)

01F01, 01F02, 01F03, 05A02, 05E02, 05F02, 06A01, 06B01, 07A03, 10A02, 12A01, 12B01, 15A02, 17A01, 18B01, 18D01, 18E02

2 Poor(Below 80% of targets)

15A01

JAMMU AND KASHMIR

				Target	Achievement	
Sl. No.	Sub.Sl. No.	Item Code	Item/Parameter Name {Units}	April 2015-March 2016	April 2015-March 2016	Percent Achievement
(1)	(2)	(3)	(4)	(5)	(6)	(6)/(5)
1		<u>Employment generation under the NREG Scheme</u>				
	(i)	01A01	No. of job cards issued {Number}	**	45,588	
	(ii)	01A02	Employment generated {Number}	**	3,12,55,000	
	(iii)	01A03	Wages given {Rupees}	**	3,71,34,00,000	
2		<u>National Rural Livelihood Mission (NRLM)</u>				
	(i)	01F01	Number of SHGs promoted (new and revived) during the financial year {Number}	20,250	3,174	16
	(ii)	01F02	Number of SHGs provided Revolving Fund (RF) during the financial year {Number}	20,250	3,143	16
	(iii)	01F03	Number of SHGs provided Community Investment Fund (CIF) during the financial year {Number}	20,250	2,715	13
3		<u>Distribution of waste land to the landless</u>				
	(i)	03E01	Total Land Distributed {Hectare}	**	0	
	(ii)	03E02	Land Distributed to SC {Hectare}	**	0	
	(iii)	03E03	Land Distributed to ST {Hectare}	**	0	
	(iv)	03E04	Land Distributed to Others {Hectare}	**	0	
4		<u>Minimum Wages Enforcement (including Farm Labour)</u>				
	(i)	04B01	Agriculture and Farm Workers: Inspections made {Number}	**	3,057	
	(ii)	04B02	Agriculture and Farm Workers: Irregularities detected {Number}	**	120	
	(iii)	04B03	Agriculture and Farm Workers: Irregularities rectified {Number}	**	0	
	(iv)	04B04	Agriculture and Farm Workers: Claims filed {Number}	**	16	
	(v)	04B05	Agriculture and Farm Workers: Claims settled {Number}	**	6	
	(vi)	04B06	Agriculture and Farm Workers: Prosecution cases Pending {Number}	**	829	
	(vii)	04B07	Agriculture and Farm Workers: Prosecution cases filed {Number}	**	288	
	(viii)	04B08	Agriculture and Farm Workers: Prosecution cases decided {Number}	**	218	
	(ix)	04B10	Agriculture and Farm Workers: Others {Number}	**	0	
5		<u>Food security-Targeted Public Distribution system (APL+BPL+AA Y)</u>				
	(i)	05A02	Off take {Tonnes}	7,55,852	7,47,628	99
6		<u>Food security-Targeted Public Distribution system (only AA Y)</u>				
	(i)	05B02	Off take {Tonnes}	89,490	1,16,662	130
7		<u>Food Security - Targeted Public Distribution System (Only BPL)</u>				
	(i)	05D02	Off take {Tonnes}	1,68,080	1,96,043	117
8		<u>Food Security:National Food Security Act(Normal)-NFSA</u>				
	(i)	05E02	Off take {Tonnes}	73,660	6,494	9
9		<u>Food Security:National Food Security Act(Tide Over)-NFSA</u>				
	(i)	05F02	Off take {Tonnes}	51,522	550	1
10		<u>Rural Housing - Indira Awaas Yojana</u>				
	(i)	06A01	Houses constructed {Number}	7,579	9,989	132
11		<u>EWS/LIG Houses in Urban Areas</u>				
	(i)	06B01	Houses constructed {Number}	3,668	0	0
12		<u>Rural Areas: National Rural Drinking Water Programme (NRDWP)</u>				

JAMMU AND KASHMIR

Sl. No.	Sub.Sl. No.	Item Code	Item/Parameter Name {Units}	Target	Achievement	Percent Achievement
				April 2015-March 2016	April 2015-March 2016	
(1)	(2)	(3)	(4)	(5)	(6)	(6)/(5)
	(i)	07A03	Partially Covered Habitations {Number}	355	230	65
	(ii)	07A04	Coverage of water quality affected habitations {Number}	4	2	50
13			<u>Sanitation Programme in Rural Areas</u>			
	(i)	08D01	Individual Household latrines constructed {Number}	**	64,665	
14			<u>Institutional Delivery</u>			
	(i)	08E01	Delivery in institutions {Number}	**	1,43,749	
15			<u>SC Families assisted</u>			
	(i)	10A02	SC families assisted under SCA to SCSP & NSFDC {Number}	972	0	0
16			<u>SC families assisted - SC students assisted under post matric scholarship</u>			
	(i)	10A03	SC students assisted under post matric scholarship {Number}	**	12,444	
17			<u>Universalization of ICDS Scheme</u>			
	(i)	12A01	ICDS Blocks Operational (Cumulative) {Number}	141	141	100
18			<u>Functional Anganwadis</u>			
	(i)	12B01	Anganwadis Functional (Cumulative) {Number}	31,938	29,599	93
19			<u>No. of Urban poor families assisted under Seven Point Charter</u>			
	(i)	14A01	Poor Families assisted {Number}	**	575	
20			<u>Afforestation (Public and Forest Lands)</u>			
	(i)	15A01	Area Covered under Plantation {Hectares}	8,700	10,863	125
	(ii)	15A02	Seedlings planted {Number}	56,55,000	76,60,000	135
21			<u>Rural roads - PMGSY</u>			
	(i)	17A01	Length of road constructed {Kilometer}	750	461	61
22			<u>Deendyal Upadhyaya Gram Jyoti Yojana (DDUGJY)</u>			
	(i)	18B01	Villages electrified {Number}	31	27	87
23			<u>Supply of Electricity</u>			
	(i)	18E02	Electricity supplied {Million Units}	16,572	14,037	85

Note:

* - Target Not Received.

** - Non-Targetable.

1 Very Good(90% or above of targets)

05A02, 05B02, 05D02, 06A01, 12A01, 12B01, 15A01, 15A02

2 Good(Between 80% to 90% targets)

18B01, 18E02

3 Poor(Below 80% of targets)

01F01, 01F02, 01F03, 05E02, 05F02, 06B01, 07A03, 07A04, 10A02, 17A01

JHARKHAND

Sl. No.	Item Code	Item/Parameter Name {Units}	Target	Achievement	Percent Achievement
			April 2015-March 2016	April 2015-March 2016	
(1)	(3)	(4)	(5)	(6)	(6)/(5)
1	<u>Employment generation under the NREG Scheme</u>				
	01A01	No. of job cards issued {Number}	**	58629	
	01A02	Employment generated {Number}	**	0	
	01A03	Wages given {Rupees}	**	0	
2	<u>National Rural Livelihood Mission (NRLM)</u>				
	01F01	Number of SHGs promoted (new and revived) during the financial year {Number}	14,107	0	0
	01F02	Number of SHGs provided Revolving Fund (RF) during the financial year {Number}	12,099	0	0
	01F03	Number of SHGs provided Community Investment Fund (CIF) during the financial year {Number}	11,912	0	0
3	<u>Distribution of waste land to the landless</u>				
	03E01	Total Land Distributed {Hectare}	**	0	
	03E02	Land Distributed to SC {Hectare}	**	0	
	03E03	Land Distributed to ST {Hectare}	**	0	
	03E04	Land Distributed to Others {Hectare}	**	0	
4	<u>Minimum Wages Enforcement (including Farm Labour)</u>				
	04B01	Agriculture and Farm Workers: Inspections made {Number}	**	0	
	04B02	Agriculture and Farm Workers: Irregularities detected {Number}	**	0	
	04B03	Agriculture and Farm Workers: Irregularities rectified {Number}	**	0	
	04B04	Agriculture and Farm Workers: Claims filed {Number}	**	0	
	04B05	Agriculture and Farm Workers: Claims settled {Number}	**	0	
	04B06	Agriculture and Farm Workers: Prosecution cases Pending {Number}	**	0	
	04B07	Agriculture and Farm Workers: Prosecution cases filed {Number}	**	0	
	04B08	Agriculture and Farm Workers: Prosecution cases decided {Number}	**	0	
	04B10	Agriculture and Farm Workers: Others {Number}	**	0	
5	<u>Food security-Targeted Public Distribution system (APL+BPL+AA Y)</u>				
	05A02	Off take {Tonnes}	14,60,148	10,96,211	75
6	<u>Food security-Targeted Public Distribution system (only AA Y)</u>				
	05B02	Off take {Tonnes}	1,92,762	2,21,474	115
7	<u>Food Security - Targeted Public Distribution System (Only BPL)</u>				
	05D02	Off take {Tonnes}	3,09,984	3,54,915	114
8	<u>Food Security:National Food Security Act(Normal)-NFSA</u>				
	05E02	Off take {Tonnes}	7,80,822	5,05,277	65
9	<u>Food Security:National Food Security Act(Tide Over)-NFSA</u>				
	05F02	Off take {Tonnes}	*	0	
10	<u>Rural Housing - Indira Awaas Yojana</u>				
	06A01	Houses constructed {Number}	41,901	0	0
11	<u>EWS/LIG Houses in Urban Areas</u>				
	06B01	Houses constructed {Number}	2,228	0	0
12	<u>Rural Areas: National Rural Drinking Water Programme (NRDWP)</u>				
	07A03	Partially Covered Habitations {Number}	7,306	0	0

JHARKHAND

Sl. No.	Item Code	Item/Parameter Name {Units}	Target	Achievement	Percent Achievement
			April 2015-March 2016	April 2015-March 2016	
(1)	(3)	(4)	(5)	(6)	(6)/(5)
	07A04	Coverage of water quality affected habitations {Number}	1	0	0
13	<u>Sanitation Programme in Rural Areas</u>				
	08D01	Individual Household latrines constructed {Number}	**	3,15,130	
14	<u>Institutional Delivery</u>				
	08E01	Delivery in institutions {Number}	**	0	
15	<u>SC Families assisted</u>				
	10A02	SC families assisted under SCA to SCSP & NSFDC {Number}	3,146	0	0
16	<u>SC families assisted - SC students assisted under post matric scholarship</u>				
	10A03	SC students assisted under post matric scholarship {Number}	**	0	
17	<u>Universalization of ICDS Scheme</u>				
	12A01	ICDS Blocks Operational (Cumulative) {Number}	224	204	91
18	<u>Functional Anganwadis</u>				
	12B01	Anganwadis Functional (Cumulative) {Number}	38,432	38,365	100
19	<u>No. of Urban poor families assisted under Seven Point Charter</u>				
	14A01	Poor Families assisted {Number}	**	0	
20	<u>Afforestation (Public and Forest Lands)</u>				
	15A01	Area Covered under Plantation {Hectares}	3,450	0	0
	15A02	Seedlings planted {Number}	22,43,000	0	0
21	<u>Rural roads - PMGSY</u>				
	17A01	Length of road constructed {Kilometer}	1,240	486	39
22	<u>Deendyal Upadhyaya Gram Jyoti Yojana (DDUGJY)</u>				
	18B01	Villages electrified {Number}	352	750	213
23	<u>Energising pump sets</u>				
	18D01	Pumps sets energized {Number}	22,000	0	0
24	<u>Supply of Electricity</u>				
	18E02	Electricity supplied {Million Units}	7,735	7,561	98

Note:

* - Target Not Received.

** - Non-Targetable.

1 Very Good(90% or above of targets)

05B02, 05D02, 12A01, 12B01, 18E02

2 Poor(Below 80% of targets)

01F01, 01F02, 01F03, 05A02, 05E02, 06A01, 06B01, 07A03, 07A04, 10A02, 15A01, 15A02, 17A01, 18B01, 18D01

KARNATAKA

Sl. No.	Item Code	Item/Parameter Name {Units}	Target	Achievement	Percent Achievement
			April 2015-March 2016	April 2015-March 2016	
(1)	(3)	(4)	(5)	(6)	(6)/(5)
1	<u>Employment generation under the NREG Scheme</u>				
	01A01	No. of job cards issued {Number}	**	62856	
	01A02	Employment generated {Number}	**	6,72,63,000	
	01A03	Wages given {Rupees}	**	18,30,66,09,000	
2	<u>National Rural Livelihood Mission (NRLM)</u>				
	01F01	Number of SHGs promoted (new and revived) during the financial year {Number}	9,000	20,921	232
	01F02	Number of SHGs provided Revolving Fund (RF) during the financial year {Number}	3,333	3,091	93
	01F03	Number of SHGs provided Community Investment Fund (CIF) during the financial year {Number}	*	6,351	
3	<u>Distribution of waste land to the landless</u>				
	03E01	Total Land Distributed {Hectare}	**	0	
	03E02	Land Distributed to SC {Hectare}	**	0	
	03E03	Land Distributed to ST {Hectare}	**	0	
	03E04	Land Distributed to Others {Hectare}	**	0	
4	<u>Minimum Wages Enforcement (including Farm Labour)</u>				
	04B01	Agriculture and Farm Workers: Inspections made {Number}	**	0	
	04B02	Agriculture and Farm Workers: Irregularities detected {Number}	**	0	
	04B03	Agriculture and Farm Workers: Irregularities rectified {Number}	**	0	
	04B04	Agriculture and Farm Workers: Claims filed {Number}	**	0	
	04B05	Agriculture and Farm Workers: Claims settled {Number}	**	0	
	04B06	Agriculture and Farm Workers: Prosecution cases Pending {Number}	**	0	
	04B07	Agriculture and Farm Workers: Prosecution cases filed {Number}	**	0	
	04B08	Agriculture and Farm Workers: Prosecution cases decided {Number}	**	0	
	04B10	Agriculture and Farm Workers: Others {Number}	**	0	
5	<u>Food security-Targeted Public Distribution system (APL+BPL+AAAY)</u>				
	05A02	Off take {Tonnes}	26,08,836	22,38,332	86
6	<u>Food security-Targeted Public Distribution system (only AAAY)</u>				
	05B02	Off take {Tonnes}	*	0	
7	<u>Food Security - Targeted Public Distribution System (Only BPL)</u>				
	05D02	Off take {Tonnes}	*	0	
8	<u>Food Security:National Food Security Act(Normal)-NFSA</u>				
	05E02	Off take {Tonnes}	26,08,836	22,38,332	86
9	<u>Food Security:National Food Security Act(Tide Over)-NFSA</u>				
	05F02	Off take {Tonnes}	*	0	
10	<u>Rural Housing - Indira Awaas Yojana</u>				
	06A01	Houses constructed {Number}	80,087	1,00,514	126
11	<u>EWS/LIG Houses in Urban Areas</u>				
	06B01	Houses constructed {Number}	1,252	8,444	674

KARNATAKA

Sl. No.	Item Code	Item/Parameter Name {Units}	Target	Achievement	Percent Achievement
			April 2015-March 2016	April 2015-March 2016	
(1)	(3)	(4)	(5)	(6)	(6)/(5)
12	<u>Rural Areas: National Rural Drinking Water Programme (NRDWP)</u>				
	07A03	Partially Covered Habitations {Number}	3,706	17,751	479
	07A04	Coverage of water quality affected habitations {Number}	845	1,164	138
13	<u>Sanitation Programme in Rural Areas</u>				
	08D01	Individual Household latrines constructed {Number}	**	5,33,011	
14	<u>Institutional Delivery</u>				
	08E01	Delivery in institutions {Number}	**	8,55,086	
15	<u>SC Families assisted</u>				
	10A02	SC families assisted under SCA to SCSP & NSFDC {Number}	12,920	16,561	128
16	<u>SC families assisted - SC students assisted under post matric scholarship</u>				
	10A03	SC students assisted under post matric scholarship {Number}	**	2,94,330	
17	<u>Universalization of ICDS Scheme</u>				
	12A01	ICDS Blocks Operational (Cumulative) {Number}	204	203	100
18	<u>Functional Anganwadis</u>				
	12B01	Anganwadis Functional (Cumulative) {Number}	65,911	64,558	98
19	<u>No. of Urban poor families assisted under Seven Point Charter</u>				
	14A01	Poor Families assisted {Number}	**	4,459	
20	<u>Afforestation (Public and Forest Lands)</u>				
	15A01	Area Covered under Plantation {Hectares}	66,090	69,093	105
	15A02	Seedlings planted {Number}	4,29,59,000	4,35,38,000	101
21	<u>Rural roads - PMGSY</u>				
	17A01	Length of road constructed {Kilometer}	550	927	169
22	<u>Deendyal Upadhyaya Gram Jyoti Yojana (DDUGJY)</u>				
	18B01	Villages electrified {Number}	*	0	
23	<u>Energising pump sets</u>				
	18D01	Pumps sets energized {Number}	38,602	54,184	140
24	<u>Supply of Electricity</u>				
	18E02	Electricity supplied {Million Units}	64,302	60,971	95

Note:

* - Target Not Received.

** - Non-Targetable.

1 Very Good(90% or above of targets)

01F01, 01F02, 06A01, 06B01, 07A03, 07A04, 10A02, 12A01, 12B01, 15A01, 15A02, 17A01, 18D01, 18E02

2 Good(Between 80% to 90% targets)

05A02, 05E02

KERALA

Sl. No.	Item Code	Item/Parameter Name {Units}	Target	Achievement	Percent Achievement
			April 2015-March 2016	April 2015-March 2016	
(1)	(3)	(4)	(5)	(6)	(6)/(5)
1	<u>Employment generation under the NREG Scheme</u>				
	01A01	No. of job cards issued {Number}	**	172033	
	01A02	Employment generated {Number}	**	7,40,75,922	
	01A03	Wages given {Rupees}	**	14,01,74,64,000	
2	<u>National Rural Livelihood Mission (NRLM)</u>				
	01F01	Number of SHGs promoted (new and revived) during the financial year {Number}	*	0	
	01F02	Number of SHGs provided Revolving Fund (RF) during the financial year {Number}	*	0	
	01F03	Number of SHGs provided Community Investment Fund (CIF) during the financial year {Number}	*	0	
3	<u>Distribution of waste land to the landless</u>				
	03E01	Total Land Distributed {Hectare}	**	0	
	03E02	Land Distributed to SC {Hectare}	**	0	
	03E03	Land Distributed to ST {Hectare}	**	0	
	03E04	Land Distributed to Others {Hectare}	**	0	
4	<u>Minimum Wages Enforcement (including Farm Labour)</u>				
	04B01	Agriculture and Farm Workers: Inspections made {Number}	**	0	
	04B02	Agriculture and Farm Workers: Irregularities detected {Number}	**	0	
	04B03	Agriculture and Farm Workers: Irregularities rectified {Number}	**	0	
	04B04	Agriculture and Farm Workers: Claims filed {Number}	**	0	
	04B05	Agriculture and Farm Workers: Claims settled {Number}	**	0	
	04B06	Agriculture and Farm Workers: Prosecution cases Pending {Number}	**	0	
	04B07	Agriculture and Farm Workers: Prosecution cases filed {Number}	**	0	
	04B08	Agriculture and Farm Workers: Prosecution cases decided {Number}	**	0	
	04B10	Agriculture and Farm Workers: Others {Number}	**	0	
5	<u>Food security-Targeted Public Distribution system (APL+BPL+AA Y)</u>				
	05A02	Off take {Tonnes}	14,72,688	14,65,038	99
6	<u>Food security-Targeted Public Distribution system (only AA Y)</u>				
	05B02	Off take {Tonnes}	2,50,260	2,47,394	99
7	<u>Food Security - Targeted Public Distribution System (Only BPL)</u>				
	05D02	Off take {Tonnes}	4,02,348	4,00,314	99
8	<u>Food Security:National Food Security Act(Normal)-NFSA</u>				
	05E02	Off take {Tonnes}	*	0	
9	<u>Food Security:National Food Security Act(Tide Over)-NFSA</u>				
	05F02	Off take {Tonnes}	*	0	
10	<u>Rural Housing - Indira Awaas Yojana</u>				
	06A01	Houses constructed {Number}	49,792	41,567	83
11	<u>EWS/LIG Houses in Urban Areas</u>				
	06B01	Houses constructed {Number}	3,969	450	11
12	<u>Rural Areas: National Rural Drinking Water Programme (NRDWP)</u>				
	07A03	Partially Covered Habitations {Number}	391	356	91

KERALA

Sl. No.	Item Code	Item/Parameter Name {Units}	Target	Achievement	Percent Achievement
			April 2015-March 2016	April 2015-March 2016	
(1)	(3)	(4)	(5)	(6)	(6)/(5)
	07A04	Coverage of water quality affected habitations {Number}	38	76	200
13	<u>Sanitation Programme in Rural Areas</u>				
	08D01	Individual Household latrines constructed {Number}	**	11,752	
14	<u>Institutional Delivery</u>				
	08E01	Delivery in institutions {Number}	**	4,79,462	
15	<u>SC Families assisted</u>				
	10A02	SC families assisted under SCA to SCSP & NSFDC {Number}	2,518	60,890	2,418
16	<u>SC families assisted - SC students assisted under post matric scholarship</u>				
	10A03	SC students assisted under post matric scholarship {Number}	**	1,38,307	
17	<u>Universalization of ICDS Scheme</u>				
	12A01	ICDS Blocks Operational (Cumulative) {Number}	258	258	100
18	<u>Functional Anganwadis</u>				
	12B01	Anganwadis Functional (Cumulative) {Number}	33,318	33,115	99
19	<u>No. of Urban poor families assisted under Seven Point Charter</u>				
	14A01	Poor Families assisted {Number}	**	2,164	
20	<u>Afforestation (Public and Forest Lands)</u>				
	15A01	Area Covered under Plantation {Hectares}	3,890	1,117	29
	15A02	Seedlings planted {Number}	25,29,000	17,30,172	68
21	<u>Rural roads - PMGSY</u>				
	17A01	Length of road constructed {Kilometer}	300	364	121
22	<u>Deendya Upadhyaya Gram Jyoti Yojana (DDUGJY)</u>				
	18B01	Villages electrified {Number}	*	0	
23	<u>Energising pump sets</u>				
	18D01	Pumps sets energized {Number}	12,000	10,026	84
24	<u>Supply of Electricity</u>				
	18E02	Electricity supplied {Million Units}	23,318	23,194	99

Note:

* - Target Not Received.

** - Non-Targetable.

1 Very Good(90% or above of targets)

05A02, 05B02, 05D02, 07A03, 07A04, 10A02, 12A01, 12B01, 17A01, 18E02

2 Good(Between 80% to 90% targets)

06A01, 18D01

3 Poor(Below 80% of targets)

06B01, 15A01, 15A02

MADHYA PRADESH

Sl. No.	Item Code	Item/Parameter Name {Units}	Target	Achievement	Percent Achievement
			April 2015-March 2016	April 2015-March 2016	
(1)	(3)	(4)	(5)	(6)	(6)/(5)
1	<u>Employment generation under the NREG Scheme</u>				
	01A01	No. of job cards issued {Number}	**	0	
	01A02	Employment generated {Number}	**	0	
	01A03	Wages given {Rupees}	**	0	
2	<u>National Rural Livelihood Mission (NRLM)</u>				
	01F01	Number of SHGs promoted (new and revived) during the financial year {Number}	37,500	0	0
	01F02	Number of SHGs provided Revolving Fund (RF) during the financial year {Number}	30,000	0	0
	01F03	Number of SHGs provided Community Investment Fund (CIF) during the financial year {Number}	19,000	0	0
3	<u>Distribution of waste land to the landless</u>				
	03E01	Total Land Distributed {Hectare}	**	0	
	03E02	Land Distributed to SC {Hectare}	**	0	
	03E03	Land Distributed to ST {Hectare}	**	0	
	03E04	Land Distributed to Others {Hectare}	**	0	
4	<u>Minimum Wages Enforcement (including Farm Labour)</u>				
	04B01	Agriculture and Farm Workers: Inspections made {Number}	**	0	
	04B02	Agriculture and Farm Workers: Irregularities detected {Number}	**	0	
	04B03	Agriculture and Farm Workers: Irregularities rectified {Number}	**	0	
	04B04	Agriculture and Farm Workers: Claims filed {Number}	**	0	
	04B05	Agriculture and Farm Workers: Claims settled {Number}	**	0	
	04B06	Agriculture and Farm Workers: Prosecution cases Pending {Number}	**	0	
	04B07	Agriculture and Farm Workers: Prosecution cases filed {Number}	**	0	
	04B08	Agriculture and Farm Workers: Prosecution cases decided {Number}	**	0	
	04B10	Agriculture and Farm Workers: Others {Number}	**	0	
5	<u>Food security-Targeted Public Distribution system (APL+BPL+AA Y)</u>				
	05A02	Off take {Tonnes}	33,90,015	31,82,270	94
6	<u>Food security-Targeted Public Distribution system (only AA Y)</u>				
	05B02	Off take {Tonnes}	*	0	
7	<u>Food Security - Targeted Public Distribution System (Only BPL)</u>				
	05D02	Off take {Tonnes}	*	0	
8	<u>Food Security:National Food Security Act(Normal)-NFSA</u>				
	05E02	Off take {Tonnes}	33,90,015	31,82,270	94
9	<u>Food Security:National Food Security Act(Tide Over)-NFSA</u>				
	05F02	Off take {Tonnes}	*	0	
10	<u>Rural Housing - Indira Awaas Yojana</u>				
	06A01	Houses constructed {Number}	97,109	0	0
11	<u>EWS/LIG Houses in Urban Areas</u>				
	06B01	Houses constructed {Number}	4,205	0	0
12	<u>Rural Areas: National Rural Drinking Water Programme (NRDWP)</u>				
	07A03	Partially Covered Habitations {Number}	4,954	304	6

MADHYA PRADESH

Sl. No.	Item Code	Item/Parameter Name {Units}	Target	Achievement	Percent Achievement
			April 2015-March 2016	April 2015-March 2016	
(1)	(3)	(4)	(5)	(6)	(6)/(5)
13	07A04	Coverage of water quality affected habitations {Number}	467	310	66
		<u>Sanitation Programme in Rural Areas</u>			
14	08D01	Individual Household latrines constructed {Number}	**	10,22,566	
15		<u>Institutional Delivery</u>			
	08E01	Delivery in institutions {Number}	**	12,50,594	
16		<u>SC Families assisted</u>			
	10A02	SC families assisted under SCA to SCSP & NSFDC {Number}	13,147	336	3
17		<u>SC families assisted - SC students assisted under post matric scholarship</u>			
	10A03	SC students assisted under post matric scholarship {Number}	**	0	
18		<u>Universalization of ICDS Scheme</u>			
	12A01	ICDS Blocks Operational (Cumulative) {Number}	453	453	100
19		<u>Functional Anganwadis</u>			
	12B01	Anganwadis Functional (Cumulative) {Number}	97,135	91,729	94
20		<u>No. of Urban poor families assisted under Seven Point Charter</u>			
	14A01	Poor Families assisted {Number}	**	22,050	
21		<u>Afforestation (Public and Forest Lands)</u>			
	15A01	Area Covered under Plantation {Hectares}	1,10,700	7,994	7
	15A02	Seedlings planted {Number}	7,19,55,000	63,94,200	9
22		<u>Rural roads - PMGSY</u>			
	17A01	Length of road constructed {Kilometer}	3,410	1,451	43
23		<u>Deendyal Upadhyaya Gram Jyoti Yojana (DDUGJY)</u>			
	18B01	Villages electrified {Number}	142	1,323	932
24		<u>Energising pump sets</u>			
	18D01	Pumps sets energized {Number}	17,237	1,81,910	1,055
25		<u>Supply of Electricity</u>			
	18E02	Electricity supplied {Million Units}	62,374	62,374	100

Note:

* - Target Not Received.

** - Non-Targetable.

1 Very Good(90% or above of targets)

05A02, 05E02, 12A01, 12B01, 18B01, 18D01, 18E02

2 Poor(Below 80% of targets)

01F01, 01F02, 01F03, 06A01, 06B01, 07A03, 07A04, 10A02, 15A01, 15A02, 17A01

MAHARASHTRA

Sl. No.	Item Code	Item/Parameter Name {Units}	Target	Achievement	Percent Achievement
			April 2015-March 2016	April 2015-March 2016	
(1)	(3)	(4)	(5)	(6)	(6)/(5)
1	<u>Employment generation under the NREG Scheme</u>				
	01A01	No. of job cards issued {Number}	**	160848	
	01A02	Employment generated {Number}	**	7,23,38,667	
	01A03	Wages given {Rupees}	**	12,15,50,61,000	
2	<u>National Rural Livelihood Mission (NRLM)</u>				
	01F01	Number of SHGs promoted (new and revived) during the financial year {Number}	48,655	37,738	78
	01F02	Number of SHGs provided Revolving Fund (RF) during the financial year {Number}	24,587	21,895	89
	01F03	Number of SHGs provided Community Investment Fund (CIF) during the financial year {Number}	4,920	2,313	47
3	<u>Distribution of waste land to the landless</u>				
	03E01	Total Land Distributed {Hectare}	**	0	
	03E02	Land Distributed to SC {Hectare}	**	0	
	03E03	Land Distributed to ST {Hectare}	**	0	
	03E04	Land Distributed to Others {Hectare}	**	0	
4	<u>Minimum Wages Enforcement (including Farm Labour)</u>				
	04B01	Agriculture and Farm Workers: Inspections made {Number}	**	0	
	04B02	Agriculture and Farm Workers: Irregularities detected {Number}	**	0	
	04B03	Agriculture and Farm Workers: Irregularities rectified {Number}	**	0	
	04B04	Agriculture and Farm Workers: Claims filed {Number}	**	0	
	04B05	Agriculture and Farm Workers: Claims settled {Number}	**	0	
	04B06	Agriculture and Farm Workers: Prosecution cases Pending {Number}	**	0	
	04B07	Agriculture and Farm Workers: Prosecution cases filed {Number}	**	0	
	04B08	Agriculture and Farm Workers: Prosecution cases decided {Number}	**	0	
	04B10	Agriculture and Farm Workers: Others {Number}	**	0	
5	<u>Food security-Targeted Public Distribution system (APL+BPL+AAAY)</u>				
	05A02	Off take {Tonnes}	46,05,192	43,24,368	94
6	<u>Food security-Targeted Public Distribution system (only AAAY)</u>				
	05B02	Off take {Tonnes}	*	0	
7	<u>Food Security - Targeted Public Distribution System (Only BPL)</u>				
	05D02	Off take {Tonnes}	*	0	
8	<u>Food Security:National Food Security Act(Normal)-NFSA</u>				
	05E02	Off take {Tonnes}	46,05,192	43,24,368	94
9	<u>Food Security:National Food Security Act(Tide Over)-NFSA</u>				
	05F02	Off take {Tonnes}	*	0	
10	<u>Rural Housing - Indira Awaas Yojana</u>				
	06A01	Houses constructed {Number}	1,58,763	1,13,537	72
11	<u>EWS/LIG Houses in Urban Areas</u>				
	06B01	Houses constructed {Number}	27,474	20,990	76

MAHARASHTRA

Sl. No.	Item Code	Item/Parameter Name {Units}	Target	Achievement	Percent Achievement
			April 2015-March 2016	April 2015-March 2016	
(1)	(3)	(4)	(5)	(6)	(6)/(5)
12	<u>Rural Areas: National Rural Drinking Water Programme (NRDWP)</u>				
	07A03	Partially Covered Habitations {Number}	1,424	1,403	99
	07A04	Coverage of water quality affected habitations {Number}	187	144	77
13	<u>Sanitation Programme in Rural Areas</u>				
	08D01	Individual Household latrines constructed {Number}	**	8,89,170	
14	<u>Institutional Delivery</u>				
	08E01	Delivery in institutions {Number}	**	20,47,574	
15	<u>SC Families assisted</u>				
	10A02	SC families assisted under SCA to SCSP & NSFDC {Number}	10,092	9,020	89
16	<u>SC families assisted - SC students assisted under post matric scholarship</u>				
	10A03	SC students assisted under post matric scholarship {Number}	**	12,73,560	
17	<u>Universalization of ICDS Scheme</u>				
	12A01	ICDS Blocks Operational (Cumulative) {Number}	553	553	100
18	<u>Functional Anganwadis</u>				
	12B01	Anganwadis Functional (Cumulative) {Number}	1,10,486	97,260	88
19	<u>No. of Urban poor families assisted under Seven Point Charter</u>				
	14A01	Poor Families assisted {Number}	**	17,656	
20	<u>Afforestation (Public and Forest Lands)</u>				
	15A01	Area Covered under Plantation {Hectares}	1,22,880	55,793	45
	15A02	Seedlings planted {Number}	7,98,72,000	5,57,50,000	70
21	<u>Rural roads - PMGSY</u>				
	17A01	Length of road constructed {Kilometer}	600	892	149
22	<u>Deendyal Upadhyaya Gram Jyoti Yojana (DDUGJY)</u>				
	18B01	Villages electrified {Number}	*	0	
23	<u>Supply of Electricity</u>				
	18E02	Electricity supplied {Million Units}	1,41,817	1,41,361	100

Note:

* - Target Not Received.

** - Non-Targetable.

1 Very Good(90% or above of targets)

05A02, 05E02, 07A03, 12A01, 17A01, 18E02

2 Good(Between 80% to 90% targets)

01F02, 10A02, 12B01

3 Poor(Below 80% of targets)

01F01, 01F03, 06A01, 06B01, 07A04, 15A01, 15A02

MANIPUR

Sl. No.	Item Code	Item/Parameter Name {Units}	Target	Achievement	Percent Achievement
			April 2015-March 2016	April 2015-March 2016	
(1)	(3)	(4)	(5)	(6)	(6)/(5)
1	<u>Employment generation under the NREG Scheme</u>				
	01A01	No. of job cards issued {Number}	**	12102	
	01A02	Employment generated {Number}	**	32,13,000	
	01A03	Wages given {Rupees}	**	56,17,70,000	
2	<u>National Rural Livelihood Mission (NRLM)</u>				
	01F01	Number of SHGs promoted (new and revived) during the financial year {Number}	300	0	0
	01F02	Number of SHGs provided Revolving Fund (RF) during the financial year {Number}	*	0	
	01F03	Number of SHGs provided Community Investment Fund (CIF) during the financial year {Number}	*	0	
3	<u>Distribution of waste land to the landless</u>				
	03E01	Total Land Distributed {Hectare}	**	0	
	03E02	Land Distributed to SC {Hectare}	**	0	
	03E03	Land Distributed to ST {Hectare}	**	0	
	03E04	Land Distributed to Others {Hectare}	**	0	
4	<u>Minimum Wages Enforcement (including Farm Labour)</u>				
	04B01	Agriculture and Farm Workers: Inspections made {Number}	**	0	
	04B02	Agriculture and Farm Workers: Irregularities detected {Number}	**	0	
	04B03	Agriculture and Farm Workers: Irregularities rectified {Number}	**	0	
	04B04	Agriculture and Farm Workers: Claims filed {Number}	**	0	
	04B05	Agriculture and Farm Workers: Claims settled {Number}	**	0	
	04B06	Agriculture and Farm Workers: Prosecution cases Pending {Number}	**	0	
	04B07	Agriculture and Farm Workers: Prosecution cases filed {Number}	**	0	
	04B08	Agriculture and Farm Workers: Prosecution cases decided {Number}	**	0	
	04B10	Agriculture and Farm Workers: Others {Number}	**	0	
5	<u>Food security-Targeted Public Distribution system (APL+BPL+AA Y)</u>				
	05A02	Off take {Tonnes}	1,70,952	1,70,953	100
6	<u>Food security-Targeted Public Distribution system (only AA Y)</u>				
	05B02	Off take {Tonnes}	26,724	26,725	100
7	<u>Food Security - Targeted Public Distribution System (Only BPL)</u>				
	05D02	Off take {Tonnes}	43,008	43,007	100
8	<u>Food Security:National Food Security Act(Normal)-NFSA</u>				
	05E02	Off take {Tonnes}	*	0	
9	<u>Food Security:National Food Security Act(Tide Over)-NFSA</u>				
	05F02	Off take {Tonnes}	*	0	
10	<u>Rural Housing - Indira Awaas Yojana</u>				
	06A01	Houses constructed {Number}	3,133	0	0
11	<u>EWS/LIG Houses in Urban Areas</u>				
	06B01	Houses constructed {Number}	23	0	0

MANIPUR

Sl. No.	Item Code	Item/Parameter Name {Units}	Target	Achievement	Percent
			April 2015-March 2016	April 2015-March 2016	Achievement
(1)	(3)	(4)	(5)	(6)	(6)/(5)
12	<u>Rural Areas: National Rural Drinking Water Programme (NRDWP)</u>				
	07A03	Partially Covered Habitations {Number}	52	65	125
13	<u>Sanitation Programme in Rural Areas</u>				
	08D01	Individual Household latrines constructed {Number}	**	47,636	
14	<u>Institutional Delivery</u>				
	08E01	Delivery in institutions {Number}	**	23,962	
15	<u>SC Families assisted</u>				
	10A02	SC families assisted under SCA to SCSP & NSFDC {Number}	136	0	0
16	<u>SC families assisted - SC students assisted under post matric scholarship</u>				
	10A03	SC students assisted under post matric scholarship {Number}	**	0	
17	<u>Universalization of ICDS Scheme</u>				
	12A01	ICDS Blocks Operational (Cumulative) {Number}	43	43	100
18	<u>Functional Anganwadis</u>				
	12B01	Anganwadis Functional (Cumulative) {Number}	11,510	11,510	100
19	<u>No. of Urban poor families assisted under Seven Point Charter</u>				
	14A01	Poor Families assisted {Number}	**	0	
20	<u>Afforestation (Public and Forest Lands)</u>				
	15A01	Area Covered under Plantation {Hectares}	14,600	2,855	20
	15A02	Seedlings planted {Number}	94,90,000	62,05,795	65
21	<u>Rural roads - PMGSY</u>				
	17A01	Length of road constructed {Kilometer}	300	430	143
22	<u>Deendyal Upadhyaya Gram Jyoti Yojana (DDUGJY)</u>				
	18B01	Villages electrified {Number}	95	75	79
23	<u>Supply of Electricity</u>				
	18E02	Electricity supplied {Million Units}	840	810	96

Note:

* - Target Not Received.

** - Non-Targetable.

1 Very Good(90% or above of targets)

05A02, 05B02, 05D02, 07A03, 12A01, 12B01, 17A01, 18E02

2 Poor(Below 80% of targets)

01F01, 06A01, 06B01, 10A02, 15A01, 15A02, 18B01

MEGHALAYA

Sl. No.	Item Code	Item/Parameter Name {Units}	Target	Achievement	Percent Achievement
			April 2015-March 2016	April 2015-March 2016	
(1)	(3)	(4)	(5)	(6)	(6)/(5)
1	<u>Employment generation under the NREG Scheme</u>				
	01A01	No. of job cards issued {Number}	**	350	
	01A02	Employment generated {Number}	**	1,98,98,635	
	01A03	Wages given {Rupees}	**	1,84,38,27,000	
2	<u>National Rural Livelihood Mission (NRLM)</u>				
	01F01	Number of SHGs promoted (new and revived) during the financial year {Number}	650	447	69
	01F02	Number of SHGs provided Revolving Fund (RF) during the financial year {Number}	450	193	43
	01F03	Number of SHGs provided Community Investment Fund (CIF) during the financial year {Number}	165	92	56
3	<u>Distribution of waste land to the landless</u>				
	03E01	Total Land Distributed {Hectare}	**	0	
	03E02	Land Distributed to SC {Hectare}	**	0	
	03E03	Land Distributed to ST {Hectare}	**	0	
	03E04	Land Distributed to Others {Hectare}	**	0	
4	<u>Minimum Wages Enforcement (including Farm Labour)</u>				
	04B01	Agriculture and Farm Workers: Inspections made {Number}	**	0	
	04B02	Agriculture and Farm Workers: Irregularities detected {Number}	**	0	
	04B03	Agriculture and Farm Workers: Irregularities rectified {Number}	**	0	
	04B04	Agriculture and Farm Workers: Claims filed {Number}	**	0	
	04B05	Agriculture and Farm Workers: Claims settled {Number}	**	0	
	04B06	Agriculture and Farm Workers: Prosecution cases Pending {Number}	**	0	
	04B07	Agriculture and Farm Workers: Prosecution cases filed {Number}	**	0	
	04B08	Agriculture and Farm Workers: Prosecution cases decided {Number}	**	0	
	04B10	Agriculture and Farm Workers: Others {Number}	**	0	
5	<u>Food security-Targeted Public Distribution system (APL+BPL+AA Y)</u>				
	05A02	Off take {Tonnes}	1,86,484	1,73,878	93
6	<u>Food security-Targeted Public Distribution system (only AA Y)</u>				
	05B02	Off take {Tonnes}	24,570	27,026	110
7	<u>Food Security - Targeted Public Distribution System (Only BPL)</u>				
	05D02	Off take {Tonnes}	39,480	43,794	111
8	<u>Food Security:National Food Security Act(Normal)-NFSA</u>				
	05E02	Off take {Tonnes}	21,602	0	0
9	<u>Food Security:National Food Security Act(Tide Over)-NFSA</u>				
	05F02	Off take {Tonnes}	7,732	1,311	17
10	<u>Rural Housing - Indira Awaas Yojana</u>				
	06A01	Houses constructed {Number}	5,672	1,634	29
11	<u>EWS/LIG Houses in Urban Areas</u>				
	06B01	Houses constructed {Number}	411	356	87
12	<u>Rural Areas: National Rural Drinking Water Programme (NRDWP)</u>				

MEGHALAYA

Sl. No.	Item Code	Item/Parameter Name {Units}	Target	Achievement	Percent Achievement
			April 2015-March 2016	April 2015-March 2016	
(1)	(3)	(4)	(5)	(6)	(6)/(5)
	07A03	Partially Covered Habitations {Number}	270	225	83
	07A04	Coverage of water quality affected habitations {Number}	10	19	190
13	<u>Sanitation Programme in Rural Areas</u>				
	08D01	Individual Household latrines constructed {Number}	**	44,129	
14	<u>Institutional Delivery</u>				
	08E01	Delivery in institutions {Number}	**	45,558	
15	<u>SC Families assisted</u>				
	10A02	SC families assisted under SCA to SCSP & NSFDC {Number}	7	0	0
16	<u>SC families assisted - SC students assisted under post matric scholarship</u>				
	10A03	SC students assisted under post matric scholarship {Number}	**	0	
17	<u>Universalization of ICDS Scheme</u>				
	12A01	ICDS Blocks Operational (Cumulative) {Number}	41	41	100
18	<u>Functional Anganwadis</u>				
	12B01	Anganwadis Functional (Cumulative) {Number}	5,896	4,630	79
19	<u>No. of Urban poor families assisted under Seven Point Charter</u>				
	14A01	Poor Families assisted {Number}	**	273	
20	<u>Afforestation (Public and Forest Lands)</u>				
	15A01	Area Covered under Plantation {Hectares}	4,850	3,186	66
	15A02	Seedlings planted {Number}	31,53,000	33,64,542	107
21	<u>Rural roads - PMGSY</u>				
	17A01	Length of road constructed {Kilometer}	100	148	148
22	<u>Deendyal Upadhyaya Gram Jyoti Yojana (DDUGJY)</u>				
	18B01	Villages electrified {Number}	26	1	4
23	<u>Supply of Electricity</u>				
	18E02	Electricity supplied {Million Units}	1,833	1,725	94

Note:

* - Target Not Received.

** - Non-Targetable.

1 Very Good(90% or above of targets)

05A02, 05B02, 05D02, 07A04, 12A01, 15A02, 17A01, 18E02

2 Good(Between 80% to 90% targets)

06B01, 07A03

3 Poor(Below 80% of targets)

01F01, 01F02, 01F03, 05E02, 05F02, 06A01, 10A02, 12B01, 15A01, 18B01

MIZORAM

			Target	Achievement	
Sl. No.	Item Code	Item/Parameter Name {Units}	April 2015-March 2016	April 2015-March 2016	Percent Achievement
(1)	(3)	(4)	(5)	(6)	(6)/(5)
1	<u>Employment generation under the NREG Scheme</u>				
	01A01	No. of job cards issued {Number}	**	3561	
	01A02	Employment generated {Number}	**	3,00,43,304	
	01A03	Wages given {Rupees}	**	51,62,16,600	
2	<u>National Rural Livelihood Mission (NRLM)</u>				
	01F01	Number of SHGs promoted (new and revived) during the financial year {Number}	1,117	0	0
	01F02	Number of SHGs provided Revolving Fund (RF) during the financial year {Number}	400	0	0
	01F03	Number of SHGs provided Community Investment Fund (CIF) during the financial year {Number}	*	0	
3	<u>Distribution of waste land to the landless</u>				
	03E01	Total Land Distributed {Hectare}	**	0	
	03E02	Land Distributed to SC {Hectare}	**	0	
	03E03	Land Distributed to ST {Hectare}	**	0	
	03E04	Land Distributed to Others {Hectare}	**	0	
4	<u>Minimum Wages Enforcement (including Farm Labour)</u>				
	04B01	Agriculture and Farm Workers: Inspections made {Number}	**	0	
	04B02	Agriculture and Farm Workers: Irregularities detected {Number}	**	0	
	04B03	Agriculture and Farm Workers: Irregularities rectified {Number}	**	0	
	04B04	Agriculture and Farm Workers: Claims filed {Number}	**	0	
	04B05	Agriculture and Farm Workers: Claims settled {Number}	**	0	
	04B06	Agriculture and Farm Workers: Prosecution cases Pending {Number}	**	0	
	04B07	Agriculture and Farm Workers: Prosecution cases filed {Number}	**	0	
	04B08	Agriculture and Farm Workers: Prosecution cases decided {Number}	**	0	
	04B10	Agriculture and Farm Workers: Others {Number}	**	0	
5	<u>Food security-Targeted Public Distribution system (APL+BPL+AAAY)</u>				
	05A02	Off take {Tonnes}	69,774	71,504	102
6	<u>Food security-Targeted Public Distribution system (only AAAY)</u>				
	05B02	Off take {Tonnes}	10,010	11,098	111
7	<u>Food Security - Targeted Public Distribution System (Only BPL)</u>				
	05D02	Off take {Tonnes}	16,170	18,333	113
8	<u>Food Security:National Food Security Act(Normal)-NFSA</u>				
	05E02	Off take {Tonnes}	3,711	0	0
9	<u>Food Security:National Food Security Act(Tide Over)-NFSA</u>				
	05F02	Off take {Tonnes}	1,768	0	0
10	<u>Rural Housing - Indira Awaas Yojana</u>				
	06A01	Houses constructed {Number}	870	0	0
11	<u>EWS/LIG Houses in Urban Areas</u>				
	06B01	Houses constructed {Number}	98	0	0

MIZORAM

			Target	Achievement	
Sl. No.	Item Code	Item/Parameter Name {Units}	April 2015-March 2016	April 2015-March 2016	Percent Achievement
(1)	(3)	(4)	(5)	(6)	(6)/(5)
12	<u>Rural Areas: National Rural Drinking Water Programme (NRDWP)</u>				
	07A03	Partially Covered Habitations {Number}	31	4	13
13	<u>Sanitation Programme in Rural Areas</u>				
	08D01	Individual Household latrines constructed {Number}	**	6,026	
14	<u>Institutional Delivery</u>				
	08E01	Delivery in institutions {Number}	**	0	
15	<u>SC Families assisted</u>				
	10A02	SC families assisted under SCA to SCSP & NSFDC {Number}	1	0	0
16	<u>Universalization of ICDS Scheme</u>				
	12A01	ICDS Blocks Operational (Cumulative) {Number}	27	27	100
17	<u>Functional Anganwadis</u>				
	12B01	Anganwadis Functional (Cumulative) {Number}	2,244	1,980	88
18	<u>No. of Urban poor families assisted under Seven Point Charter</u>				
	14A01	Poor Families assisted {Number}	**	0	
19	<u>Afforestation (Public and Forest Lands)</u>				
	15A01	Area Covered under Plantation {Hectares}	4,070	0	0
	15A02	Seedlings planted {Number}	26,46,000	0	0
20	<u>Rural roads - PMGSY</u>				
	17A01	Length of road constructed {Kilometer}	80	52	65
21	<u>Deendyal Upadhyaya Gram Jyoti Yojana (DDUGJY)</u>				
	18B01	Villages electrified {Number}	16	16	100
22	<u>Supply of Electricity</u>				
	18E02	Electricity supplied {Million Units}	471	455	97

Note:

* - Target Not Received.

** - Non-Targetable.

1 Very Good(90% or above of targets)

05A02, 05B02, 05D02, 12A01, 18B01, 18E02

2 Good(Between 80% to 90% targets)

12B01

3 Poor(Below 80% of targets)

01F01, 01F02, 05E02, 05F02, 06A01, 06B01, 07A03, 10A02, 15A01, 15A02, 17A01

NAGALAND

			Target	Achievement	
Sl. No.	Item Code	Item/Parameter Name {Units}	April 2015-March 2016	April 2015-March 2016	Percent Achievement
(1)	(3)	(4)	(5)	(6)	(6)/(5)
1	<u>Employment generation under the NREG Scheme</u>				
	01A01	No. of job cards issued {Number}	**	785	
	01A02	Employment generated {Number}	**	0	
	01A03	Wages given {Rupees}	**	0	
2	<u>National Rural Livelihood Mission (NRLM)</u>				
	01F01	Number of SHGs promoted (new and revived) during the financial year {Number}	1,700	0	0
	01F02	Number of SHGs provided Revolving Fund (RF) during the financial year {Number}	*	0	
	01F03	Number of SHGs provided Community Investment Fund (CIF) during the financial year {Number}	*	0	
3	<u>Distribution of waste land to the landless</u>				
	03E01	Total Land Distributed {Hectare}	**	0	
	03E02	Land Distributed to SC {Hectare}	**	0	
	03E03	Land Distributed to ST {Hectare}	**	0	
	03E04	Land Distributed to Others {Hectare}	**	0	
4	<u>Minimum Wages Enforcement (including Farm Labour)</u>				
	04B01	Agriculture and Farm Workers: Inspections made {Number}	**	0	
	04B02	Agriculture and Farm Workers: Irregularities detected {Number}	**	0	
	04B03	Agriculture and Farm Workers: Irregularities rectified {Number}	**	0	
	04B04	Agriculture and Farm Workers: Claims filed {Number}	**	0	
	04B05	Agriculture and Farm Workers: Claims settled {Number}	**	0	
	04B06	Agriculture and Farm Workers: Prosecution cases Pending {Number}	**	0	
	04B07	Agriculture and Farm Workers: Prosecution cases filed {Number}	**	0	
	04B08	Agriculture and Farm Workers: Prosecution cases decided {Number}	**	0	
	04B10	Agriculture and Farm Workers: Others {Number}	**	0	
5	<u>Food security-Targeted Public Distribution system (APL+BPL+AA Y)</u>				
	05A02	Off take {Tonnes}	1,26,876	1,34,020	106
6	<u>Food security-Targeted Public Distribution system (only AA Y)</u>				
	05B02	Off take {Tonnes}	19,968	20,991	105
7	<u>Food Security - Targeted Public Distribution System (Only BPL)</u>				
	05D02	Off take {Tonnes}	32,112	33,731	105
8	<u>Food Security:National Food Security Act(Normal)-NFSA</u>				
	05E02	Off take {Tonnes}	*	773	
9	<u>Food Security:National Food Security Act(Tide Over)-NFSA</u>				
	05F02	Off take {Tonnes}	*	46	
10	<u>Rural Housing - Indira Awaas Yojana</u>				
	06A01	Houses constructed {Number}	996	0	0
11	<u>EWS/LIG Houses in Urban Areas</u>				
	06B01	Houses constructed {Number}	707	0	0

NAGALAND

		Target	Achievement	
Sl. No.	Item Code Item/Parameter Name {Units}	April 2015-March 2016	April 2015-March 2016	Percent Achievement
(1)	(3)	(5)	(6)	(6)/(5)
12	<u>Rural Areas: National Rural Drinking Water Programme (NRDWP)</u>			
	07A03 Partially Covered Habitations {Number}	19	0	0
	07A04 Coverage of water quality affected habitations {Number}	5	0	0
13	<u>Sanitation Programme in Rural Areas</u>			
	08D01 Individual Household latrines constructed {Number}	**	22,617	
14	<u>Institutional Delivery</u>			
	08E01 Delivery in institutions {Number}	**	0	
15	<u>Universalization of ICDS Scheme</u>			
	12A01 ICDS Blocks Operational (Cumulative) {Number}	60	59	98
16	<u>Functional Anganwadis</u>			
	12B01 Anganwadis Functional (Cumulative) {Number}	3,980	3,455	87
17	<u>No. of Urban poor families assisted under Seven Point Charter</u>			
	14A01 Poor Families assisted {Number}	**	0	
18	<u>Afforestation (Public and Forest Lands)</u>			
	15A01 Area Covered under Plantation {Hectares}	1,050	0	0
	15A02 Seedlings planted {Number}	6,83,000	0	0
19	<u>Rural roads - PMGSY</u>			
	17A01 Length of road constructed {Kilometer}	150	39	26
20	<u>Deendya Upadhyaya Gram Jyoti Yojana (DDUGJY)</u>			
	18B01 Villages electrified {Number}	8	0	0
21	<u>Supply of Electricity</u>			
	18E02 Electricity supplied {Million Units}	755	739	98

Note:

* - Target Not Received.

** - Non-Targetable.

1 Very Good(90% or above of targets)

05A02, 05B02, 05D02, 12A01, 18E02

2 Good(Between 80% to 90% targets)

12B01

3 Poor(Below 80% of targets)

01F01, 06A01, 06B01, 07A03, 07A04, 15A01, 15A02, 17A01, 18B01

ODISHA

			Target	Achievement	
Sl. No.	Item Code	Item/Parameter Name {Units}	April 2015-March 2016	April 2015-March 2016	Percent Achievement
(1)	(3)	(4)	(5)	(6)	(6)/(5)
1	<u>Employment generation under the NREG Scheme</u>				
	01A01	No. of job cards issued {Number}	**	152,493	
	01A02	Employment generated {Number}	**	4,61,67,000	
	01A03	Wages given {Rupees}	**	9,63,90,02,000	
2	<u>National Rural Livelihood Mission (NRLM)</u>				
	01F01	Number of SHGs promoted (new and revived) during the financial year {Number}	85,900	0	0
	01F02	Number of SHGs provided Revolving Fund (RF) during the financial year {Number}	7,120	0	0
	01F03	Number of SHGs provided Community Investment Fund (CIF) during the financial year {Number}	57,210	0	0
3	<u>Distribution of waste land to the landless</u>				
	03E01	Total Land Distributed {Hectare}	**	61	
	03E02	Land Distributed to SC {Hectare}	**	17	
	03E03	Land Distributed to ST {Hectare}	**	37	
	03E04	Land Distributed to Others {Hectare}	**	7	
4	<u>Minimum Wages Enforcement (including Farm Labour)</u>				
	04B01	Agriculture and Farm Workers: Inspections made {Number}	**	0	
	04B02	Agriculture and Farm Workers: Irregularities detected {Number}	**	0	
	04B03	Agriculture and Farm Workers: Irregularities rectified {Number}	**	0	
	04B04	Agriculture and Farm Workers: Claims filed {Number}	**	0	
	04B05	Agriculture and Farm Workers: Claims settled {Number}	**	0	
	04B06	Agriculture and Farm Workers: Prosecution cases Pending {Number}	**	0	
	04B07	Agriculture and Farm Workers: Prosecution cases filed {Number}	**	0	
	04B08	Agriculture and Farm Workers: Prosecution cases decided {Number}	**	0	
	04B10	Agriculture and Farm Workers: Others {Number}	**	0	
5	<u>Food security-Targeted Public Distribution system (APL+BPL+AA Y)</u>				
	05A02	Off take {Tonnes}	20,99,939	18,50,529	88
6	<u>Food security-Targeted Public Distribution system (only AA Y)</u>				
	05B02	Off take {Tonnes}	3,37,748	3,34,301	99
7	<u>Food Security - Targeted Public Distribution System (Only BPL)</u>				
	05D02	Off take {Tonnes}	7,50,506	7,43,408	99
8	<u>Food Security:National Food Security Act(Normal)-NFSA</u>				
	05E02	Off take {Tonnes}	6,94,078	5,35,843	77
9	<u>Food Security:National Food Security Act(Tide Over)-NFSA</u>				
	05F02	Off take {Tonnes}	*	0	
10	<u>Rural Housing - Indira Awaas Yojana</u>				
	06A01	Houses constructed {Number}	1,35,403	3,84,675	284
11	<u>EWS/LIG Houses in Urban Areas</u>				
	06B01	Houses constructed {Number}	1,627	1,472	90

ODISHA

Sl. No.	Item Code	Item/Parameter Name {Units}	Target	Achievement	Percent Achievement
			April 2015-March 2016	April 2015-March 2016	
(1)	(3)	(4)	(5)	(6)	(6)/(5)
12	<u>Rural Areas: National Rural Drinking Water Programme (NRDWP)</u>				
	07A03	Partially Covered Habitations {Number}	7,851	10,548	134
	07A04	Coverage of water quality affected habitations {Number}	769	481	63
13	<u>Sanitation Programme in Rural Areas</u>				
	08D01	Individual Household latrines constructed {Number}	**	13,29,832	
14	<u>Institutional Delivery</u>				
	08E01	Delivery in institutions {Number}	**	4,59,430	
15	<u>SC Families assisted</u>				
	10A02	SC families assisted under SCA to SCSP & NSFDC {Number}	6,230	37,235	598
16	<u>SC families assisted - SC students assisted under post matric scholarship</u>				
	10A03	SC students assisted under post matric scholarship {Number}	**	1,06,237	
17	<u>Universalization of ICDS Scheme</u>				
	12A01	ICDS Blocks Operational (Cumulative) {Number}	338	338	100
18	<u>Functional Anganwadis</u>				
	12B01	Anganwadis Functional (Cumulative) {Number}	74,154	71,287	96
19	<u>No. of Urban poor families assisted under Seven Point Charter</u>				
	14A01	Poor Families assisted {Number}	**	374	
20	<u>Afforestation (Public and Forest Lands)</u>				
	15A01	Area Covered under Plantation {Hectares}	1,07,290	1,70,808	159
	15A02	Seedlings planted {Number}	6,97,39,000	9,60,03,000	138
21	<u>Rural roads - PMGSY</u>				
	17A01	Length of road constructed {Kilometer}	2,350	2,419	103
22	<u>Deendyal Upadhyaya Gram Jyoti Yojana (DDUGJY)</u>				
	18B01	Villages electrified {Number}	20	1264	6320
23	<u>Energising pump sets</u>				
	18D01	Pumps sets energized {Number}	1,190	6,627	557
24	<u>Supply of Electricity</u>				
	18E02	Electricity supplied {Million Units}	26,762	26,600	99

Note:

* - Target Not Received.

** - Non-Targetable.

1 Very Good(90% or above of targets)

05B02, 05D02, 06A01, 06B01, 07A03, 10A02, 12A01, 12B01, 15A01, 15A02, 17A01, 18D01, 18E02

2 Good(Between 80% to 90% targets)

05A02

3 Poor(Below 80% of targets)

01F01, 01F02, 01F03, 05E02, 07A04, 18B01

PUDUCHERRY

			Target	Achievement	
Sl. No.	Item Code	Item/Parameter Name {Units}	April 2015-March 2016	April 2015-March 2016	Percent Achievement
(1)	(3)	(4)	(5)	(6)	(6)/(5)
1	<u>Employment generation under the NREG Scheme</u>				
	01A01	No. of job cards issued {Number}	**	0	
	01A02	Employment generated {Number}	**	5,62,000	
	01A03	Wages given {Rupees}	**	9,19,00,000	
2	<u>National Rural Livelihood Mission (NRLM)</u>				
	01F01	Number of SHGs promoted (new and revived) during the financial year {Number}	220	0	0
	01F02	Number of SHGs provided Revolving Fund (RF) during the financial year {Number}	326	0	0
	01F03	Number of SHGs provided Community Investment Fund (CIF) during the financial year {Number}	500	0	0
3	<u>Distribution of waste land to the landless</u>				
	03E01	Total Land Distributed {Hectare}	**	0	
	03E02	Land Distributed to SC {Hectare}	**	0	
	03E03	Land Distributed to ST {Hectare}	**	0	
	03E04	Land Distributed to Others {Hectare}	**	0	
4	<u>Minimum Wages Enforcement (including Farm Labour)</u>				
	04B01	Agriculture and Farm Workers: Inspections made {Number}	**	0	
	04B02	Agriculture and Farm Workers: Irregularities detected {Number}	**	0	
	04B03	Agriculture and Farm Workers: Irregularities rectified {Number}	**	0	
	04B04	Agriculture and Farm Workers: Claims filed {Number}	**	0	
	04B05	Agriculture and Farm Workers: Claims settled {Number}	**	0	
	04B06	Agriculture and Farm Workers: Prosecution cases Pending {Number}	**	0	
	04B07	Agriculture and Farm Workers: Prosecution cases filed {Number}	**	0	
	04B08	Agriculture and Farm Workers: Prosecution cases decided {Number}	**	0	
	04B10	Agriculture and Farm Workers: Others {Number}	**	0	
5	<u>Food security-Targeted Public Distribution system (APL+BPL+AA Y)</u>				
	05A02	Off take {Tonnes}	25,130	4,526	18
6	<u>Food security-Targeted Public Distribution system (only AA Y)</u>				
	05B02	Off take {Tonnes}	5,645	2,600	46
7	<u>Food Security - Targeted Public Distribution System (Only BPL)</u>				
	05D02	Off take {Tonnes}	8,985	1,119	12
8	<u>Food Security:National Food Security Act(Normal)-NFSA</u>				
	05E02	Off take {Tonnes}	*	0	
9	<u>Food Security:National Food Security Act(Tide Over)-NFSA</u>				
	05F02	Off take {Tonnes}	*	0	
10	<u>Rural Housing - Indira Awaas Yojana</u>				
	06A01	Houses constructed {Number}	549	0	0
11	<u>EWS/LIG Houses in Urban Areas</u>				
	06B01	Houses constructed {Number}	350	0	0

PUDUCHERRY

Sl. No.	Item Code	Item/Parameter Name {Units}	Target	Achievement	Percent Achievement
			April 2015-March 2016	April 2015-March 2016	
(1)	(3)	(4)	(5)	(6)	(6)/(5)
12	<u>Rural Areas: National Rural Drinking Water Programme (NRDWP)</u>				
	07A03	Partially Covered Habitations {Number}	5	0	0
	07A04	Coverage of water quality affected habitations {Number}	6	0	0
13	<u>Sanitation Programme in Rural Areas</u>				
	08D01	Individual Household latrines constructed {Number}	**	0	
14	<u>Institutional Delivery</u>				
	08E01	Delivery in institutions {Number}	**	41,593	
15	<u>SC Families assisted</u>				
	10A02	SC families assisted under SCA to SCSP & NSFDC {Number}	153	426	278
16	<u>SC families assisted - SC students assisted under post matric scholarship</u>				
	10A03	SC students assisted under post matric scholarship {Number}	**	5,425	
17	<u>Universalization of ICDS Scheme</u>				
	12A01	ICDS Blocks Operational (Cumulative) {Number}	5	5	100
18	<u>Functional Anganwadis</u>				
	12B01	Anganwadis Functional (Cumulative) {Number}	855	788	92
19	<u>No. of Urban poor families assisted under Seven Point Charter</u>				
	14A01	Poor Families assisted {Number}	**	0	
20	<u>Afforestation (Public and Forest Lands)</u>				
	15A01	Area Covered under Plantation {Hectares}	40	86	215
	15A02	Seedlings planted {Number}	26,000	32,876	126
21	<u>Energising pump sets</u>				
	18D01	Pumps sets energized {Number}	25	34	136
	<u>Supply of Electricity</u>				
	18E02	Electricity supplied {Million Units}	2,437	2,429	100

Note:

* - Target Not Received.

** - Non-Targetable.

1 Very Good(90% or above of targets)

10A02, 12A01, 12B01, 15A01, 15A02, 18D01, 18E02

2 Poor(Below 80% of targets)

01F01, 01F02, 01F03, 05A02, 05B02, 05D02, 06A01, 06B01, 07A03, 07A04

PUNJAB

Sl. No.	Item Code	Item/Parameter Name {Units}	Target	Achievement	Percent Achievement
			April 2015-March 2016	April 2015-March 2016	
(1)	(3)	(4)	(5)	(6)	(6)/(5)
1	<u>Employment generation under the NREG Scheme</u>				
	01A01	No. of job cards issued {Number}	**	73,274	
	01A02	Employment generated {Number}	**	1,44,19,000	
	01A03	Wages given {Rupees}	**	2,27,21,12,000	
2	<u>National Rural Livelihood Mission (NRLM)</u>				
	01F01	Number of SHGs promoted (new and revived) during the financial year {Number}	800	2,116	264
	01F02	Number of SHGs provided Revolving Fund (RF) during the financial year {Number}	890	1,547	174
	01F03	Number of SHGs provided Community Investment Fund (CIF) during the financial year {Number}	806	776	96
3	<u>Distribution of waste land to the landless</u>				
	03E01	Total Land Distributed {Hectare}	**	0	
	03E02	Land Distributed to SC {Hectare}	**	0	
	03E03	Land Distributed to ST {Hectare}	**	0	
	03E04	Land Distributed to Others {Hectare}	**	0	
4	<u>Minimum Wages Enforcement (including Farm Labour)</u>				
	04B01	Agriculture and Farm Workers: Inspections made {Number}	**	0	
	04B02	Agriculture and Farm Workers: Irregularities detected {Number}	**	0	
	04B03	Agriculture and Farm Workers: Irregularities rectified {Number}	**	0	
	04B04	Agriculture and Farm Workers: Claims filed {Number}	**	0	
	04B05	Agriculture and Farm Workers: Claims settled {Number}	**	0	
	04B06	Agriculture and Farm Workers: Prosecution cases Pending {Number}	**	0	
	04B07	Agriculture and Farm Workers: Prosecution cases filed {Number}	**	0	
	04B08	Agriculture and Farm Workers: Prosecution cases decided {Number}	**	0	
	04B10	Agriculture and Farm Workers: Others {Number}	**	0	
5	<u>Food security-Targeted Public Distribution system (APL+BPL+AA Y)</u>				
	05A02	Off take {Tonnes}	8,70,120	8,90,317	102
6	<u>Food security-Targeted Public Distribution system (only AA Y)</u>				
	05B02	Off take {Tonnes}	*	0	
7	<u>Food Security - Targeted Public Distribution System (Only BPL)</u>				
	05D02	Off take {Tonnes}	*	0	
8	<u>Food Security:National Food Security Act(Normal)-NFSA</u>				
	05E02	Off take {Tonnes}	8,70,120	8,90,317	102
9	<u>Food Security:National Food Security Act(Tide Over)-NFSA</u>				
	05F02	Off take {Tonnes}	*	0	
10	<u>Rural Housing - Indira Awaas Yojana</u>				
	06A01	Houses constructed {Number}	47,844	2,841	6
11	<u>EWS/LIG Houses in Urban Areas</u>				
	06B01	Houses constructed {Number}	1,401	0	0

PUNJAB

Sl. No.	Item Code	Item/Parameter Name {Units}	Target	Achievement	Percent Achievement
			April 2015-March 2016	April 2015-March 2016	
(1)	(3)	(4)	(5)	(6)	(6)/(5)
12	<u>Rural Areas: National Rural Drinking Water Programme (NRDWP)</u>				
	07A03	Partially Covered Habitations {Number}	261	209	80
	07A04	Coverage of water quality affected habitations {Number}	1,000	108	11
13	<u>Sanitation Programme in Rural Areas</u>				
	08D01	Individual Household latrines constructed {Number}	**	71,543	
14	<u>Institutional Delivery</u>				
	08E01	Delivery in institutions {Number}	**	3,42,350	
15	<u>SC Families assisted</u>				
	10A02	SC families assisted under SCA to SCSP & NSFDC {Number}	9,655	19,710	204
16	<u>SC families assisted - SC students assisted under post matric scholarship</u>				
	10A03	SC students assisted under post matric scholarship {Number}	**	2,66,000	
17	<u>Universalization of ICDS Scheme</u>				
	12A01	ICDS Blocks Operational (Cumulative) {Number}	155	155	100
18	<u>Functional Anganwadis</u>				
	12B01	Anganwadis Functional (Cumulative) {Number}	27,314	26,656	98
19	<u>No. of Urban poor families assisted under Seven Point Charter</u>				
	14A01	Poor Families assisted {Number}	**	1,630	
20	<u>Afforestation (Public and Forest Lands)</u>				
	15A01	Area Covered under Plantation {Hectares}	6,970	2,934	42
	15A02	Seedlings planted {Number}	45,31,000	19,07,000	42
21	<u>Rural roads - PMGSY</u>				
	17A01	Length of road constructed {Kilometer}	450	537	119
22	<u>Energising pump sets</u>				
	18D01	Pumps sets energized {Number}	55,000	15,110	27
23	<u>Supply of Electricity</u>				
	18E02	Electricity supplied {Million Units}	49,687	49,675	100

Note:

* - Target Not Received.

** - Non-Targetable.

1 Very Good(90% or above of targets)

01F01, 01F02, 01F03, 05A02, 05E02, 10A02, 12A01, 12B01, 17A01, 18E02

2 Good(Between 80% to 90% targets)

07A03

3 Poor(Below 80% of targets)

06A01, 06B01, 07A04, 15A01, 15A02, 18D01

RAJASTHAN

Sl. No.	Item Code	Item/Parameter Name {Units}	Target	Achievement	Percent Achievement
			April 2015-March 2016	April 2015-March 2016	
(1)	(3)	(4)	(5)	(6)	(6)/(5)
1	<u>Employment generation under the NREG Scheme</u>				
	01A01	No. of job cards issued {Number}	**	74,807	
	01A02	Employment generated {Number}	**	23,41,20,000	
	01A03	Wages given {Rupees}	**	24,99,08,11,000	
2	<u>National Rural Livelihood Mission (NRLM)</u>				
	01F01	Number of SHGs promoted (new and revived) during the financial year {Number}	5,496	5,386	98
	01F02	Number of SHGs provided Revolving Fund (RF) during the financial year {Number}	*	3,618	
	01F03	Number of SHGs provided Community Investment Fund (CIF) during the financial year {Number}	2,200	2,431	110
3	<u>Distribution of waste land to the landless</u>				
	03E01	Total Land Distributed {Hectare}	**	0	
	03E02	Land Distributed to SC {Hectare}	**	0	
	03E03	Land Distributed to ST {Hectare}	**	0	
	03E04	Land Distributed to Others {Hectare}	**	0	
4	<u>Minimum Wages Enforcement (including Farm Labour)</u>				
	04B01	Agriculture and Farm Workers: Inspections made {Number}	**	0	
	04B02	Agriculture and Farm Workers: Irregularities detected {Number}	**	0	
	04B03	Agriculture and Farm Workers: Irregularities rectified {Number}	**	0	
	04B04	Agriculture and Farm Workers: Claims filed {Number}	**	0	
	04B05	Agriculture and Farm Workers: Claims settled {Number}	**	0	
	04B06	Agriculture and Farm Workers: Prosecution cases Pending {Number}	**	0	
	04B07	Agriculture and Farm Workers: Prosecution cases filed {Number}	**	0	
	04B08	Agriculture and Farm Workers: Prosecution cases decided {Number}	**	0	
	04B10	Agriculture and Farm Workers: Others {Number}	**	0	
5	<u>Food security-Targeted Public Distribution system (APL+BPL+AA Y)</u>				
	05A02	Off take {Tonnes}	27,91,572	26,81,131	96
6	<u>Food security-Targeted Public Distribution system (only AA Y)</u>				
	05B02	Off take {Tonnes}	*	0	
7	<u>Food Security - Targeted Public Distribution System (Only BPL)</u>				
	05D02	Off take {Tonnes}	*	0	
8	<u>Food Security:National Food Security Act(Normal)-NFSA</u>				
	05E02	Off take {Tonnes}	27,91,572	26,81,131	96
9	<u>Food Security:National Food Security Act(Tide Over)-NFSA</u>				
	05F02	Off take {Tonnes}	*	0	
10	<u>Rural Housing - Indira Awaas Yojana</u>				
	06A01	Houses constructed {Number}	85,162	1,03,246	121
11	<u>EWS/LIG Houses in Urban Areas</u>				
	06B01	Houses constructed {Number}	8,877	13,482	152

RAJASTHAN

Sl. No.	Item Code	Item/Parameter Name {Units}	Target	Achievement	Percent Achievement
			April 2015-March 2016	April 2015-March 2016	
(1)	(3)	(4)	(5)	(6)	(6)/(5)
12	<u>Rural Areas: National Rural Drinking Water Programme (NRDWP)</u>				
	07A03	Partially Covered Habitations {Number}	800	1,698	212
	07A04	Coverage of water quality affected habitations {Number}	1,163	1,065	92
13	<u>Sanitation Programme in Rural Areas</u>				
	08D01	Individual Household latrines constructed {Number}	**	21,64,590	
14	<u>Institutional Delivery</u>				
	08E01	Delivery in institutions {Number}	**	13,53,622	
15	<u>SC Families assisted</u>				
	10A02	SC families assisted under SCA to SCSP & NSFDC {Number}	10,088	23,853	236
16	<u>SC families assisted - SC students assisted under post matric scholarship</u>				
	10A03	SC students assisted under post matric scholarship {Number}	**	2,72,342	
17	<u>Universalization of ICDS Scheme</u>				
	12A01	ICDS Blocks Operational (Cumulative) {Number}	304	304	100
18	<u>Functional Anganwadis</u>				
	12B01	Anganwadis Functional (Cumulative) {Number}	62,010	60,263	97
19	<u>No. of Urban poor families assisted under Seven Point Charter</u>				
	14A01	Poor Families assisted {Number}	**	5,958	
20	<u>Afforestation (Public and Forest Lands)</u>				
	15A01	Area Covered under Plantation {Hectares}	57,100	70,893	124
	15A02	Seedlings planted {Number}	3,71,15,000	4,61,14,200	124
21	<u>Rural roads - PMGSY</u>				
	17A01	Length of road constructed {Kilometer}	2,000	2,421	121
22	<u>Deendyal Upadhyaya Gram Jyoti Yojana (DDUGJY)</u>				
	18B01	Villages electrified {Number}	26	163	627
23	<u>Energising pump sets</u>				
	18D01	Pumps sets energized {Number}	30,000	51,303	171
24	<u>Supply of Electricity</u>				
	18E02	Electricity supplied {Million Units}	67,417	67,205	100

Note:

* - Target Not Received.

** - Non-Targetable.

1 Very Good(90% or above of targets)

01F01, 01F03, 05A02, 05E02, 06A01, 06B01, 07A03, 07A04, 10A02, 12A01, 12B01, 15A01, 15A02, 17A01, 18B01, 18D01, 18E02

SIKKIM

Sl. No.	Item Code	Item/Parameter Name {Units}	Target	Achievement	Percent Achievement
			April 2015-March 2016	April 2015-March 2016	
(1)	(3)	(4)	(5)	(6)	(6)/(5)
1	<u>Employment generation under the NREG Scheme</u>				
	01A01	No. of job cards issued {Number}	**	0	
	01A02	Employment generated {Number}	**	35,20,752	
	01A03	Wages given {Rupees}	**	50,65,94,000	
2	<u>National Rural Livelihood Mission (NRLM)</u>				
	01F01	Number of SHGs promoted (new and revived) during the financial year {Number}	*	554	
	01F02	Number of SHGs provided Revolving Fund (RF) during the financial year {Number}	*	0	
	01F03	Number of SHGs provided Community Investment Fund (CIF) during the financial year {Number}	*	0	
3	<u>Distribution of waste land to the landless</u>				
	03E01	Total Land Distributed {Hectare}	**	0	
	03E02	Land Distributed to SC {Hectare}	**	0	
	03E03	Land Distributed to ST {Hectare}	**	0	
	03E04	Land Distributed to Others {Hectare}	**	0	
4	<u>Minimum Wages Enforcement (including Farm Labour)</u>				
	04B01	Agriculture and Farm Workers: Inspections made {Number}	**	650	
	04B02	Agriculture and Farm Workers: Irregularities detected {Number}	**	0	
	04B03	Agriculture and Farm Workers: Irregularities rectified {Number}	**	0	
	04B04	Agriculture and Farm Workers: Claims filed {Number}	**	0	
	04B05	Agriculture and Farm Workers: Claims settled {Number}	**	0	
	04B06	Agriculture and Farm Workers: Prosecution cases Pending {Number}	**	0	
	04B07	Agriculture and Farm Workers: Prosecution cases filed {Number}	**	0	
	04B08	Agriculture and Farm Workers: Prosecution cases decided {Number}	**	0	
	04B10	Agriculture and Farm Workers: Others {Number}	**	0	
5	<u>Food security-Targeted Public Distribution system (APL+BPL+AAAY)</u>				
	05A02	Off take {Tonnes}	44,292	43,333	98
6	<u>Food security-Targeted Public Distribution system (only AAAY)</u>				
	05B02	Off take {Tonnes}	5,202	5,202	100
7	<u>Food Security - Targeted Public Distribution System (Only BPL)</u>				
	05D02	Off take {Tonnes}	8,478	8,477	100
8	<u>Food Security:National Food Security Act(Normal)-NFSA</u>				
	05E02	Off take {Tonnes}	6,576	6,575	100
9	<u>Food Security:National Food Security Act(Tide Over)-NFSA</u>				
	05F02	Off take {Tonnes}	4,506	3,549	79
10	<u>Rural Housing - Indira Awaas Yojana</u>				
	06A01	Houses constructed {Number}	1,234	40	3
11	<u>EWS/LIG Houses in Urban Areas</u>				
	06B01	Houses constructed {Number}	15	0	0
12	<u>Rural Areas: National Rural Drinking Water Programme (NRDWP)</u>				
	07A03	Partially Covered Habitations {Number}	45	82	182

SIKKIM

Sl. No.	Item Code	Item/Parameter Name {Units}	Target	Achievement	Percent Achievement
			April 2015-March 2016	April 2015-March 2016	
(1)	(3)	(4)	(5)	(6)	(6)/(5)
13	<u>Sanitation Programme in Rural Areas</u>				
	08D01	Individual Household latrines constructed {Number}	**	3,707	
14	<u>Institutional Delivery</u>				
	08E01	Delivery in institutions {Number}	**	7,635	
15	<u>SC Families assisted</u>				
	10A02	SC families assisted under SCA to SCSP & NSFDC {Number}	59	25	42
16	<u>SC families assisted - SC students assisted under post matric scholarship</u>				
	10A03	SC students assisted under post matric scholarship {Number}	**	291	
17	<u>Universalization of ICDS Scheme</u>				
	12A01	ICDS Blocks Operational (Cumulative) {Number}	13	13	100
18	<u>Functional Anganwadis</u>				
	12B01	Anganwadis Functional (Cumulative) {Number}	1,308	1,291	99
19	<u>No. of Urban poor families assisted under Seven Point Charter</u>				
	14A01	Poor Families assisted {Number}	**	924	
20	<u>Afforestation (Public and Forest Lands)</u>				
	15A01	Area Covered under Plantation {Hectares}	4,810	1,325	28
	15A02	Seedlings planted {Number}	31,27,000	16,30,602	52
21	<u>Rural roads - PMGSY</u>				
	17A01	Length of road constructed {Kilometer}	120	345	288
22	<u>Supply of Electricity</u>				
	18E02	Electricity supplied {Million Units}	399	399	100

Note:

* - Target Not Received.

** - Non-Targetable.

1 Very Good(90% or above of targets)

05A02, 05B02, 05D02, 05E02, 07A03, 12A01, 12B01, 17A01, 18E02

2 Poor(Below 80% of targets)

05F02, 06A01, 06B01, 10A02, 15A01, 15A02

TAMIL NADU

				Target	Achievement	
Sl. No.	Item Code	Item/Parameter Name {Units}	April 2015-March 2016	April 2015-March 2016	Percent Achievement	
(1)	(3)	(4)	(5)	(6)	(6)/(5)	
1	<u>Employment generation under the NREG Scheme</u>					
	01A01	No. of job cards issued {Number}	**	177,787		
	01A02	Employment generated {Number}	**	36,73,75,000		
	01A03	Wages given {Rupees}	**	47,21,93,12,000		
2	<u>National Rural Livelihood Mission (NRLM)</u>					
	01F01	Number of SHGs promoted (new and revived) during the financial year {Number}	5,350	19,409	363	
	01F02	Number of SHGs provided Revolving Fund (RF) during the financial year {Number}	7,500	18,167	242	
	01F03	Number of SHGs provided Community Investment Fund (CIF) during the financial year {Number}	7,650	2,919	38	
3	<u>Distribution of waste land to the landless</u>					
	03E01	Total Land Distributed {Hectare}	**	0		
	03E02	Land Distributed to SC {Hectare}	**	0		
	03E03	Land Distributed to ST {Hectare}	**	0		
	03E04	Land Distributed to Others {Hectare}	**	0		
4	<u>Minimum Wages Enforcement (including Farm Labour)</u>					
	04B01	Agriculture and Farm Workers: Inspections made {Number}	**	111,555		
	04B02	Agriculture and Farm Workers: Irregularities detected {Number}	**	395		
	04B03	Agriculture and Farm Workers: Irregularities rectified {Number}	**	24		
	04B04	Agriculture and Farm Workers: Claims filed {Number}	**	1053		
	04B05	Agriculture and Farm Workers: Claims settled {Number}	**	972		
	04B06	Agriculture and Farm Workers: Prosecution cases Pending {Number}	**	1,647		
	04B07	Agriculture and Farm Workers: Prosecution cases filed {Number}	**	249		
	04B08	Agriculture and Farm Workers: Prosecution cases decided {Number}	**	131		
	04B10	Agriculture and Farm Workers: Others {Number}	**	0		
5	<u>Food security-Targeted Public Distribution system (APL+BPL+AA Y)</u>					
	05A02	Off take {Tonnes}	37,22,832	37,46,034	101	
6	<u>Food security-Targeted Public Distribution system (only AA Y)</u>					
	05B02	Off take {Tonnes}	7,83,144	7,82,662	100	
7	<u>Food Security - Targeted Public Distribution System (Only BPL)</u>					
	05D02	Off take {Tonnes}	12,59,232	12,73,144	101	
8	<u>Food Security:National Food Security Act(Normal)-NFSA</u>					
	05E02	Off take {Tonnes}	*	0		
9	<u>Food Security:National Food Security Act(Tide Over)-NFSA</u>					
	05F02	Off take {Tonnes}	*	0		
10	<u>Rural Housing - Indira Awaas Yojana</u>					
	06A01	Houses constructed {Number}	45,044	16,895	38	
11	<u>EWS/LIG Houses in Urban Areas</u>					
	06B01	Houses constructed {Number}	14,332	14,332	100	

TAMIL NADU

Sl. No.	Item Code	Item/Parameter Name {Units}	Target	Achievement	Percent Achievement
			April 2015-March 2016	April 2015-March 2016	
(1)	(3)	(4)	(5)	(6)	(6)/(5)
12	<u>Rural Areas: National Rural Drinking Water Programme (NRDWP)</u>				
	07A03	Partially Covered Habitations {Number}	1,388	1,389	100
	07A04	Coverage of water quality affected habitations {Number}	106	0	0
13	<u>Sanitation Programme in Rural Areas</u>				
	08D01	Individual Household latrines constructed {Number}	**	9,48,287	
14	<u>Institutional Delivery</u>				
	08E01	Delivery in institutions {Number}	**	9,42,551	
15	<u>SC Families assisted</u>				
	10A02	SC families assisted under SCA to SCSP & NSFDC {Number}	11,548	11,512	100
16	<u>SC families assisted - SC students assisted under post matric scholarship</u>				
	10A03	SC students assisted under post matric scholarship {Number}	**	9,24,977	
17	<u>Universalization of ICDS Scheme</u>				
	12A01	ICDS Blocks Operational (Cumulative) {Number}	434	434	100
18	<u>Functional Anganwadis</u>				
	12B01	Anganwadis Functional (Cumulative) {Number}	54,439	54,439	100
19	<u>No. of Urban poor families assisted under Seven Point Charter</u>				
	14A01	Poor Families assisted {Number}	**	4,479	
20	<u>Afforestation (Public and Forest Lands)</u>				
	15A01	Area Covered under Plantation {Hectares}	70,240	45,129	64
	15A02	Seedlings planted {Number}	4,56,56,000	2,93,33,788	64
21	<u>Rural roads - PMGSY</u>				
	17A01	Length of road constructed {Kilometer}	1,110	299	27
22	<u>Deendya Upadhyaya Gram Jyoti Yojana (DDUGJY)</u>				
	18B01	Villages electrified {Number}	*	0	
23	<u>Energising pump sets</u>				
	18D01	Pumps sets energized {Number}	10,000	13,564	136
24	<u>Supply of Electricity</u>				
	18E02	Electricity supplied {Million Units}	97,276	96,586	99

Note:

* - Target Not Received.

** - Non-Targetable.

1 Very Good(90% or above of targets)

01F01, 01F02, 05A02, 05B02, 05D02, 06B01, 07A03, 10A02, 12A01, 12B01, 18D01, 18E02

2 Poor(Below 80% of targets)

01F03, 06A01, 07A04, 15A01, 15A02, 17A01

TELANGANA

Sl. No.	Sub.Sl. No.	Item Code	Item/Parameter Name {Units}	Target	Achievement	Percent Achievement
				April 2015-March 2016	April 2015-March 2016	
(1)	(2)	(3)	(4)	(5)	(6)	(6)/(5)
1			<u>Employment generation under the NREG Scheme</u>			
	(i)	01A01	No. of job cards issued {Number}	**	160841	
	(ii)	01A02	Employment generated {Number}	**	13,71,27,000	
	(iii)	01A03	Wages given {Rupees}	**	17,96,80,25,000	
2			<u>National Rural Livelihood Mission (NRLM)</u>			
	(i)	01F01	Number of SHGs promoted (new and revived) during the financial year {Number}	*	4,077	
	(ii)	01F02	Number of SHGs provided Revolving Fund (RF) during the financial year {Number}	1,840	0	0
	(iii)	01F03	Number of SHGs provided Community Investment Fund (CIF) during the financial year {Number}	*	0	
3			<u>Distribution of waste land to the landless</u>			
	(i)	03E01	Total Land Distributed {Hectare}	**	2,155	
	(ii)	03E02	Land Distributed to SC {Hectare}	**	2,155	
	(iii)	03E03	Land Distributed to ST {Hectare}	**	0	
	(iv)	03E04	Land Distributed to Others {Hectare}	**	0	
4			<u>Minimum Wages Enforcement (including Farm Labour)</u>			
	(i)	04B01	Agriculture and Farm Workers: Inspections made {Number}	**	0	
	(ii)	04B02	Agriculture and Farm Workers: Irregularities detected {Number}	**	0	
	(iii)	04B03	Agriculture and Farm Workers: Irregularities rectified {Number}	**	0	
	(iv)	04B04	Agriculture and Farm Workers: Claims filed {Number}	**	0	
	(v)	04B05	Agriculture and Farm Workers: Claims settled {Number}	**	0	
	(vi)	04B06	Agriculture and Farm Workers: Prosecution cases Pending {Number}	**	0	
	(vii)	04B07	Agriculture and Farm Workers: Prosecution cases filed {Number}	**	0	
	(viii)	04B08	Agriculture and Farm Workers: Prosecution cases decided {Number}	**	0	
	(ix)	04B10	Agriculture and Farm Workers: Others {Number}	**	0	
5			<u>Food security-Targeted Public Distribution system (APL+BPL+AA Y)</u>			
	(i)	05A02	Off take {Tonnes}	14,65,680	12,79,220	87
6			<u>Food security-Targeted Public Distribution system (only AA Y)</u>			
	(i)	05B02	Off take {Tonnes}	1,36,356	1,33,203	98
7			<u>Food Security - Targeted Public Distribution System (Only BPL)</u>			
	(i)	05D02	Off take {Tonnes}	2,19,258	2,21,816	101
8			<u>Food Security:National Food Security Act(Normal)-NFSA</u>			
	(i)	05E02	Off take {Tonnes}	6,48,024	5,35,145	83
9			<u>Food Security:National Food Security Act(Tide Over)-NFSA</u>			
	(i)	05F02	Off take {Tonnes}	20,976	16,808	80
10			<u>Rural Housing - Indira Awaas Yojana</u>			
	(i)	06A01	Houses constructed {Number}	56,748	45,783	81
11			<u>EWS/LIG Houses in Urban Areas</u>			
	(i)	06B01	Houses constructed {Number}	4,594	0	0

TELANGANA

Sl. No.	Sub.Sl. No.	Item Code	Item/Parameter Name {Units}	Target	Achievement	Percent Achievement
				April 2015-March 2016	April 2015-March 2016	
(1)	(2)	(3)	(4)	(5)	(6)	(6)/(5)
12			<u>Rural Areas: National Rural Drinking Water Programme (NRDWP)</u>			
	(i)	07A03	Partially Covered Habitations {Number}	714	1,524	213
	(ii)	07A04	Coverage of water quality affected habitations {Number}	88	145	165
13			<u>Sanitation Programme in Rural Areas</u>			
	(i)	08D01	Individual Household latrines constructed {Number}	**	2,40,168	
14			<u>Institutional Delivery</u>			
	(i)	08E01	Delivery in institutions {Number}	**	5,74,434	
15			<u>SC Families assisted</u>			
	(i)	10A02	SC families assisted under SCA to SCSP & NSFDC {Number}	4,231	43,994	1,040
16			<u>SC families assisted - SC students assisted under post matric scholarship</u>			
	(i)	10A03	SC students assisted under post matric scholarship {Number}	**	2,68,953	
17			<u>Universalization of ICDS Scheme</u>			
	(i)	12A01	ICDS Blocks Operational (Cumulative) {Number}	149	149	100
18			<u>Functional Anganwadis</u>			
	(i)	12B01	Anganwadis Functional (Cumulative) {Number}	35,700	35,615	100
19			<u>No. of Urban poor families assisted under Seven Point Charter</u>			
	(i)	14A01	Poor Families assisted {Number}	**	13,290	
20			<u>Afforestation (Public and Forest Lands)</u>			
	(i)	15A01	Area Covered under Plantation {Hectares}	59,970	2,36,598	395
	(ii)	15A02	Seedlings planted {Number}	3,89,81,000	13,78,31,000	354
21			<u>Rural roads - PMGSY</u>			
	(i)	17A01	Length of road constructed {Kilometer}	250	447	179
22			<u>Energising pump sets</u>			
	(i)	18D01	Pumps sets energized {Number}	25,148	96,300	383
23			<u>Supply of Electricity</u>			
	(i)	18E02	Electricity supplied {Million Units}	50,254	49,948	99

Note:

* - Target Not Received.

** - Non-Targetable.

1 Very Good(90% or above of targets)

05B02, 05D02, 07A03, 07A04, 10A02, 12A01, 12B01, 15A01, 15A02, 17A01, 18D01, 18E02

2 Good(Between 80% to 90% targets)

05A02, 05E02, 05F02, 06A01

3 Poor(Below 80% of targets)

01F02, 06B01

TRIPURA

Sl. No.	Item Code	Item/Parameter Name {Units}	Target	Achievement	Percent Achievement
			April 2015-March 2016	April 2015-March 2016	
(1)	(3)	(4)	(5)	(6)	(6)/(5)
1	<u>Employment generation under the NREG Scheme</u>				
	01A01	No. of job cards issued {Number}	**	0	
	01A02	Employment generated {Number}	**	0	
	01A03	Wages given {Rupees}	**	0	
2	<u>National Rural Livelihood Mission (NRLM)</u>				
	01F01	Number of SHGs promoted (new and revived) during the financial year {Number}	1,040	0	0
	01F02	Number of SHGs provided Revolving Fund (RF) during the financial year {Number}	602	0	0
	01F03	Number of SHGs provided Community Investment Fund (CIF) during the financial year {Number}	*	0	
3	<u>Distribution of waste land to the landless</u>				
	03E01	Total Land Distributed {Hectare}	**	0	
	03E02	Land Distributed to SC {Hectare}	**	0	
	03E03	Land Distributed to ST {Hectare}	**	0	
	03E04	Land Distributed to Others {Hectare}	**	0	
4	<u>Minimum Wages Enforcement (including Farm Labour)</u>				
	04B01	Agriculture and Farm Workers: Inspections made {Number}	**	0	
	04B02	Agriculture and Farm Workers: Irregularities detected {Number}	**	0	
	04B03	Agriculture and Farm Workers: Irregularities rectified {Number}	**	0	
	04B04	Agriculture and Farm Workers: Claims filed {Number}	**	0	
	04B05	Agriculture and Farm Workers: Claims settled {Number}	**	0	
	04B06	Agriculture and Farm Workers: Prosecution cases Pending {Number}	**	0	
	04B07	Agriculture and Farm Workers: Prosecution cases filed {Number}	**	0	
	04B08	Agriculture and Farm Workers: Prosecution cases decided {Number}	**	0	
	04B10	Agriculture and Farm Workers: Others {Number}	**	0	
5	<u>Food security-Targeted Public Distribution system (APL+BPL+AA Y)</u>				
	05A02	Off take {Tonnes}	2,84,431	2,74,810	97
6	<u>Food security-Targeted Public Distribution system (only AA Y)</u>				
	05B02	Off take {Tonnes}	19,800	23,760	120
7	<u>Food Security - Targeted Public Distribution System (Only BPL)</u>				
	05D02	Off take {Tonnes}	31,825	31,825	100
8	<u>Food Security:National Food Security Act(Normal)-NFSA</u>				
	05E02	Off take {Tonnes}	86,849	81,169	93
9	<u>Food Security:National Food Security Act(Tide Over)-NFSA</u>				
	05F02	Off take {Tonnes}	71,232	53,968	76
10	<u>Rural Housing - Indira Awaas Yojana</u>				
	06A01	Houses constructed {Number}	6,423	0	0
11	<u>EWS/LIG Houses in Urban Areas</u>				
	06B01	Houses constructed {Number}	*	0	
12	<u>Rural Areas: National Rural Drinking Water Programme (NRDWP)</u>				
	07A03	Partially Covered Habitations {Number}	35	10	29

TRIPURA

Sl. No.	Item Code	Item/Parameter Name {Units}	Target	Achievement	Percent Achievement
			April 2015-March 2016	April 2015-March 2016	
(1)	(3)	(4)	(5)	(6)	(6)/(5)
	07A04	Coverage of water quality affected habitations {Number}	490	119	24
13	<u>Sanitation Programme in Rural Areas</u>				
	08D01	Individual Household latrines constructed {Number}	**	61,173	
14	<u>Institutional Delivery</u>				
	08E01	Delivery in institutions {Number}	**	0	
15	<u>SC Families assisted</u>				
	10A02	SC families assisted under SCA to SCSP & NSFDC {Number}	834	154	18
16	<u>SC families assisted - SC students assisted under post matric scholarship</u>				
	10A03	SC students assisted under post matric scholarship {Number}	**	0	
17	<u>Universalization of ICDS Scheme</u>				
	12A01	ICDS Blocks Operational (Cumulative) {Number}	56	56	100
18	<u>Functional Anganwadis</u>				
	12B01	Anganwadis Functional (Cumulative) {Number}	10,145	9,911	98
19	<u>No. of Urban poor families assisted under Seven Point Charter</u>				
	14A01	Poor Families assisted {Number}	**	0	
20	<u>Afforestation (Public and Forest Lands)</u>				
	15A01	Area Covered under Plantation {Hectares}	16,280	2,339	14
	15A02	Seedlings planted {Number}	1,05,82,000	15,38,000	15
21	<u>Rural roads - PMGSY</u>				
	17A01	Length of road constructed {Kilometer}	220	47	21
22	<u>Deendyal Upadhyaya Gram Jyoti Yojana (DDUGJY)</u>				
	18B01	Villages electrified {Number}	4	9	225
23	<u>Supply of Electricity</u>				
	18E02	Electricity supplied {Million Units}	1,202	1,146	95

Note:

* - Target Not Received.

** - Non-Targetable.

1 Very Good(90% or above of targets)

05A02, 05B02, 05D02, 05E02, 12A01, 12B01, 18E02

2 Poor(Below 80% of targets)

01F01, 01F02, 05F02, 06A01, 07A03, 07A04, 10A02, 15A01, 15A02, 17A01, 18B01

UTTARAKHAND

				Target	Achievement	
Sl. No.	Item Code	Item/Parameter Name {Units}		April 2015-March 2016	April 2015-March 2016	Percent Achievement
(1)	(3)	(4)		(5)	(6)	(6)/(5)
1	<u>Employment generation under the NREG Scheme</u>					
	01A01	No. of job cards issued {Number}		**	300,064	
	01A02	Employment generated {Number}		**	2,17,89,300	
	01A03	Wages given {Rupees}		**	3,24,72,95,300	
2	<u>National Rural Livelihood Mission (NRLM)</u>					
	01F01	Number of SHGs promoted (new and revived) during the financial year {Number}		500	644	129
	01F02	Number of SHGs provided Revolving Fund (RF) during the financial year {Number}		340	413	121
	01F03	Number of SHGs provided Community Investment Fund (CIF) during the financial year {Number}		200	245	123
3	<u>Distribution of waste land to the landless</u>					
	03E01	Total Land Distributed {Hectare}		**	0	
	03E02	Land Distributed to SC {Hectare}		**	0	
	03E03	Land Distributed to ST {Hectare}		**	0	
	03E04	Land Distributed to Others {Hectare}		**	0	
4	<u>Minimum Wages Enforcement (including Farm Labour)</u>					
	04B01	Agriculture and Farm Workers: Inspections made {Number}		**	0	
	04B02	Agriculture and Farm Workers: Irregularities detected {Number}		**	0	
	04B03	Agriculture and Farm Workers: Irregularities rectified {Number}		**	0	
	04B04	Agriculture and Farm Workers: Claims filed {Number}		**	0	
	04B05	Agriculture and Farm Workers: Claims settled {Number}		**	0	
	04B06	Agriculture and Farm Workers: Prosecution cases Pending {Number}		**	0	
	04B07	Agriculture and Farm Workers: Prosecution cases filed {Number}		**	0	
	04B08	Agriculture and Farm Workers: Prosecution cases decided {Number}		**	0	
	04B10	Agriculture and Farm Workers: Others {Number}		**	0	
5	<u>Food security-Targeted Public Distribution system (APL+BPL+AA Y)</u>					
	05A02	Off take {Tonnes}		5,07,492	5,29,586	104
6	<u>Food security-Targeted Public Distribution system (only AA Y)</u>					
	05B02	Off take {Tonnes}		40,092	44,800	112
7	<u>Food Security - Targeted Public Distribution System (Only BPL)</u>					
	05D02	Off take {Tonnes}		64,494	83,562	130
8	<u>Food Security:National Food Security Act(Normal)-NFSA</u>					
	05E02	Off take {Tonnes}		2,00,730	1,89,632	94
9	<u>Food Security:National Food Security Act(Tide Over)-NFSA</u>					
	05F02	Off take {Tonnes}		50,766	47,456	93
10	<u>Rural Housing - Indira Awaas Yojana</u>					
	06A01	Houses constructed {Number}		6,432	8,811	137
11	<u>EWS/LIG Houses in Urban Areas</u>					
	06B01	Houses constructed {Number}		846	0	0

UTTARAKHAND

				Target	Achievement	
Sl. No.	Item Code	Item/Parameter Name {Units}		April 2015-March 2016	April 2015-March 2016	Percent Achievement
(1)	(3)	(4)		(5)	(6)	(6)/(5)
12	<u>Rural Areas: National Rural Drinking Water Programme (NRDWP)</u>					
	07A03	Partially Covered Habitations {Number}		460	472	103
	07A04	Coverage of water quality affected habitations {Number}		13	8	62
13	<u>Sanitation Programme in Rural Areas</u>					
	08D01	Individual Household latrines constructed {Number}		**	64,030	
14	<u>Institutional Delivery</u>					
	08E01	Delivery in institutions {Number}		**	1,19,481	
15	<u>SC Families assisted</u>					
	10A02	SC families assisted under SCA to SCSP & NSFDC {Number}		1,588	1,849	116
16	<u>SC families assisted - SC students assisted under post matric scholarship</u>					
	10A03	SC students assisted under post matric scholarship {Number}		**	20,402	
17	<u>Universalization of ICDS Scheme</u>					
	12A01	ICDS Blocks Operational (Cumulative) {Number}		105	105	100
18	<u>Functional Anganwadis</u>					
	12B01	Anganwadis Functional (Cumulative) {Number}		20,067	19,506	97
19	<u>No. of Urban poor families assisted under Seven Point Charter</u>					
	14A01	Poor Families assisted {Number}		**	0	
20	<u>Afforestation (Public and Forest Lands)</u>					
	15A01	Area Covered under Plantation {Hectares}		16,000	17,846	112
	15A02	Seedlings planted {Number}		1,04,00,000	1,57,76,000	152
21	<u>Rural roads - PMGSY</u>					
	17A01	Length of road constructed {Kilometer}		450	1,191	265
22	<u>Energising pump sets</u>					
	18D01	Pumps sets energized {Number}		700	1,188	170
23	<u>Supply of Electricity</u>					
	18E02	Electricity supplied {Million Units}		12,889	12,675	98

Note:

* - Target Not Received.

** - Non-Targetable.

1 Very Good(90% or above of targets)

01F01, 01F02, 01F03, 05A02, 05B02, 05D02, 05E02, 05F02, 06A01, 07A03, 10A02, 12A01, 12B01, 15A01, 15A02, 17A01, 18D01, 18E02

2 Poor(Below 80% of targets)

06B01, 07A04

UTTAR PRADESH

Sl. No.	Item Code	Item/Parameter Name {Units}	Target	Achievement	Percent Achievement
			April 2015-March 2016	April 2015-March 2016	
(1)	(3)	(4)	(5)	(6)	(6)/(5)
1	<u>Employment generation under the NREG Scheme</u>				
	01A01	No. of job cards issued {Number}	**	815,355	
	01A02	Employment generated {Number}	**	18,32,19,437	
	01A03	Wages given {Rupees}	**	23,24,64,89,000	
2	<u>National Rural Livelihood Mission (NRLM)</u>				
	01F01	Number of SHGs promoted (new and revived) during the financial year {Number}	12,522	45,384	362
	01F02	Number of SHGs provided Revolving Fund (RF) during the financial year {Number}	150	24,934	16,623
	01F03	Number of SHGs provided Community Investment Fund (CIF) during the financial year {Number}	*	2,462	
3	<u>Distribution of waste land to the landless</u>				
	03E01	Total Land Distributed {Hectare}	**	645	
	03E02	Land Distributed to SC {Hectare}	**	293	
	03E03	Land Distributed to ST {Hectare}	**	0	
	03E04	Land Distributed to Others {Hectare}	**	352	
4	<u>Minimum Wages Enforcement (including Farm Labour)</u>				
	04B01	Agriculture and Farm Workers: Inspections made {Number}	**	0	
	04B02	Agriculture and Farm Workers: Irregularities detected {Number}	**	0	
	04B03	Agriculture and Farm Workers: Irregularities rectified {Number}	**	0	
	04B04	Agriculture and Farm Workers: Claims filed {Number}	**	0	
	04B05	Agriculture and Farm Workers: Claims settled {Number}	**	0	
	04B06	Agriculture and Farm Workers: Prosecution cases Pending {Number}	**	0	
	04B07	Agriculture and Farm Workers: Prosecution cases filed {Number}	**	0	
	04B08	Agriculture and Farm Workers: Prosecution cases decided {Number}	**	0	
	04B10	Agriculture and Farm Workers: Others {Number}	**	0	
5	<u>Food security-Targeted Public Distribution system (APL+BPL+AA Y)</u>				
	05A02	Off take {Tonnes}	74,72,363	72,82,416	97
6	<u>Food security-Targeted Public Distribution system (only AA Y)</u>				
	05B02	Off take {Tonnes}	15,09,370	15,48,597	103
7	<u>Food Security - Targeted Public Distribution System (Only BPL)</u>				
	05D02	Off take {Tonnes}	24,24,463	24,70,561	102
8	<u>Food Security:National Food Security Act(Normal)-NFSA</u>				
	05E02	Off take {Tonnes}	11,42,313	9,93,055	87
9	<u>Food Security:National Food Security Act(Tide Over)-NFSA</u>				
	05F02	Off take {Tonnes}	*	0	
10	<u>Rural Housing - Indira Awaas Yojana</u>				
	06A01	Houses constructed {Number}	3,58,551	2,54,276	71
11	<u>EWS/LIG Houses in Urban Areas</u>				
	06B01	Houses constructed {Number}	11,427	1,272	11

UTTAR PRADESH

Sl. No.	Item Code	Item/Parameter Name {Units}	Target	Achievement	Percent Achievement
			April 2015-March 2016	April 2015-March 2016	
(1)	(3)	(4)	(5)	(6)	(6)/(5)
12	<u>Rural Areas: National Rural Drinking Water Programme (NRDWP)</u>				
	07A03	Partially Covered Habitations {Number}	2,167	2,167	100
	07A04	Coverage of water quality affected habitations {Number}	167	167	100
13	<u>Sanitation Programme in Rural Areas</u>				
	08D01	Individual Household latrines constructed {Number}	**	6,94,487	
14	<u>Institutional Delivery</u>				
	08E01	Delivery in institutions {Number}	**	33,70,044	
15	<u>SC Families assisted</u>				
	10A02	SC families assisted under SCA to SCSP & NSFDC {Number}	33,315	36,121	108
16	<u>SC families assisted - SC students assisted under post matric scholarship</u>				
	10A03	SC students assisted under post matric scholarship {Number}	**	68,114	
17	<u>Universalization of ICDS Scheme</u>				
	12A01	ICDS Blocks Operational (Cumulative) {Number}	897	896	100
18	<u>Functional Anganwadis</u>				
	12B01	Anganwadis Functional (Cumulative) {Number}	1,90,145	1,87,464	99
19	<u>No. of Urban poor families assisted under Seven Point Charter</u>				
	14A01	Poor Families assisted {Number}	**	1,455	
20	<u>Afforestation (Public and Forest Lands)</u>				
	15A01	Area Covered under Plantation {Hectares}	47,731	1,65,867	348
	15A02	Seedlings planted {Number}	3,10,25,000	5,87,02,983	189
21	<u>Rural roads - PMGSY</u>				
	17A01	Length of road constructed {Kilometer}	1,500	5,080	339
22	<u>Deendyal Upadhyaya Gram Jyoti Yojana (DDUGJY)</u>				
	18B01	Villages electrified {Number}	659	1,305	198
23	<u>Energising pump sets</u>				
	18D01	Pumps sets energized {Number}	22,058	20,457	93
24	<u>Supply of Electricity</u>				
	18E02	Electricity supplied {Million Units}	1,06,351	93,033	87

Note:

* - Target Not Received.

** - Non-Targetable.

1 Very Good(90% or above of targets)

01F01, 01F02, 05A02, 05B02, 05D02, 07A03, 07A04, 10A02, 12A01, 12B01, 15A01, 15A02, 17A01, 18B01, 18D01

2 Good(Between 80% to 90% targets)

05E02, 18E02

3 Poor(Below 80% of targets)

06A01, 06B01

WEST BENGAL

				Target	Achievement	
Sl. No.	Item Code	Item/Parameter Name {Units}	April 2015-March 2016	April 2015-March 2016	Percent Achievement	
(1)	(3)	(4)	(5)	(6)	(6)/(5)	
1	<u>Employment generation under the NREG Scheme</u>					
	01A01	No. of job cards issued {Number}	**	215060		
	01A02	Employment generated {Number}	**	28,66,69,350		
	01A03	Wages given {Rupees}	**	36,38,43,38,000		
2	<u>National Rural Livelihood Mission (NRLM)</u>					
	01F01	Number of SHGs promoted (new and revived) during the financial year {Number}	*	26,564		
	01F02	Number of SHGs provided Revolving Fund (RF) during the financial year {Number}	21,057	20,828		99
	01F03	Number of SHGs provided Community Investment Fund (CIF) during the financial year {Number}	3,431	2,880		84
3	<u>Distribution of waste land to the landless</u>					
	03E01	Total Land Distributed {Hectare}	**	929		
	03E02	Land Distributed to SC {Hectare}	**	300		
	03E03	Land Distributed to ST {Hectare}	**	122		
	03E04	Land Distributed to Others {Hectare}	**	478		
4	<u>Minimum Wages Enforcement (including Farm Labour)</u>					
	04B01	Agriculture and Farm Workers: Inspections made {Number}	**	2,586		
	04B02	Agriculture and Farm Workers: Irregularities detected {Number}	**	2,588		
	04B03	Agriculture and Farm Workers: Irregularities rectified {Number}	**	1,482		
	04B04	Agriculture and Farm Workers: Claims filed {Number}	**	10		
	04B05	Agriculture and Farm Workers: Claims settled {Number}	**	0		
	04B06	Agriculture and Farm Workers: Prosecution cases Pending {Number}	**	13,913		
	04B07	Agriculture and Farm Workers: Prosecution cases filed {Number}	**	844		
	04B08	Agriculture and Farm Workers: Prosecution cases decided {Number}	**	242		
	04B10	Agriculture and Farm Workers: Others {Number}	**	0		
5	<u>Food security-Targeted Public Distribution system (APL+BPL+AA Y)</u>					
	05A02	Off take {Tonnes}	36,18,996	33,19,673		92
6	<u>Food security-Targeted Public Distribution system (only AA Y)</u>					
	05B02	Off take {Tonnes}	3,62,579	3,85,694		106
7	<u>Food Security - Targeted Public Distribution System (Only BPL)</u>					
	05D02	Off take {Tonnes}	12,06,581	14,40,550		119
8	<u>Food Security:National Food Security Act(Normal)-NFSA</u>					
	05E02	Off take {Tonnes}	12,40,793	6,63,501		53
9	<u>Food Security:National Food Security Act(Tide Over)-NFSA</u>					
	05F02	Off take {Tonnes}	*	0		
10	<u>Rural Housing - Indira Awaas Yojana</u>					
	06A01	Houses constructed {Number}	3,64,877	3,13,261		86
11	<u>EWS/LIG Houses in Urban Areas</u>					
	06B01	Houses constructed {Number}	8,872	19,243		217

WEST BENGAL

Sl. No.	Item Code	Item/Parameter Name {Units}	Target	Achievement	Percent Achievement
			April 2015-March 2016	April 2015-March 2016	
(1)	(3)	(4)	(5)	(6)	(6)/(5)
12	<u>Rural Areas: National Rural Drinking Water Programme (NRDWP)</u>				
	07A03	Partially Covered Habitations {Number}	1,965	2,139	109
	07A04	Coverage of water quality affected habitations {Number}	532	1,364	256
13	<u>Sanitation Programme in Rural Areas</u>				
	08D01	Individual Household latrines constructed {Number}	**	14,32,065	
14	<u>Institutional Delivery</u>				
	08E01	Delivery in institutions {Number}	**	11,82,757	
15	<u>SC Families assisted</u>				
	10A02	SC families assisted under SCA to SCSP & NSFDC {Number}	17,918	35,721	199
16	<u>SC families assisted - SC students assisted under post matric scholarship</u>				
	10A03	SC students assisted under post matric scholarship {Number}	**	8,07,905	
17	<u>Universalization of ICDS Scheme</u>				
	12A01	ICDS Blocks Operational (Cumulative) {Number}	576	552	96
18	<u>Functional Anganwadis</u>				
	12B01	Anganwadis Functional (Cumulative) {Number}	1,19,481	1,26,815	106
19	<u>No. of Urban poor families assisted under Seven Point Charter</u>				
	14A01	Poor Families assisted {Number}	**	19,72,447	
20	<u>Afforestation (Public and Forest Lands)</u>				
	15A01	Area Covered under Plantation {Hectares}	750	12,169	1,623
	15A02	Seedlings planted {Number}	4,88,000	3,24,19,000	6,643
21	<u>Rural roads - PMGSY</u>				
	17A01	Length of road constructed {Kilometer}	1,500	2,417	161
22	<u>Deendyal Upadhyaya Gram Jyoti Yojana (DDUGJY)</u>				
	18B01	Villages electrified {Number}	10	8	80
23	<u>Energising pump sets</u>				
	18D01	Pumps sets energized {Number}	422	34,431	8,159
24	<u>Supply of Electricity</u>				
	18E02	Electricity supplied {Million Units}	47,359	47,194	100

Note:

* - Target Not Received.

** - Non-Targetable.

1 Very Good(90% or above of targets)

01F02, 05A02, 05B02, 05D02, 06B01, 07A03, 07A04, 10A02, 12A01, 12B01, 15A01, 15A02, 17A01, 18B01, 18D01, 18E02

2 Good(Between 80% to 90% targets)

01F03, 06A01

3 Poor(Below 80% of targets)

05E02

ANDAMAN AND NICOBAR ISLANDS

				Target	Achievement	
Sl. No.	Item Code	Item/Parameter Name {Units}		April 2015-March 2016	April 2015-March 2016	Percent Achievement
(1)	(3)	(4)		(5)	(6)	(6)/(5)
1	<u>Employment generation under the NREG Scheme</u>					
	01A01	No. of job cards issued {Number}		**	562	
	01A02	Employment generated {Number}		**	2,77,952	
	01A03	Wages given {Rupees}		**	10,03,89,000	
2	<u>Distribution of waste land to the landless</u>					
	03E01	Total Land Distributed {Hectare}		**	0	
	03E02	Land Distributed to SC {Hectare}		**	0	
	03E03	Land Distributed to ST {Hectare}		**	0	
	03E04	Land Distributed to Others {Hectare}		**	0	
3	<u>Minimum Wages Enforcement (including Farm Labour)</u>					
	04B01	Agriculture and Farm Workers: Inspections made {Number}		**	27	
	04B02	Agriculture and Farm Workers: Irregularities detected {Number}		**	0	
	04B03	Agriculture and Farm Workers: Irregularities rectified {Number}		**	0	
	04B04	Agriculture and Farm Workers: Claims filed {Number}		**	0	
	04B05	Agriculture and Farm Workers: Claims settled {Number}		**	0	
	04B06	Agriculture and Farm Workers: Prosecution cases Pending {Number}		**	0	
	04B07	Agriculture and Farm Workers: Prosecution cases filed {Number}		**	0	
	04B08	Agriculture and Farm Workers: Prosecution cases decided {Number}		**	0	
	04B10	Agriculture and Farm Workers: Others {Number}		**	0	
4	<u>Food security-Targeted Public Distribution system (APL+BPL+AAAY)</u>					
	05A02	Off take {Tonnes}		33,649	22,378	67
5	<u>Food security-Targeted Public Distribution system (only AAAY)</u>					
	05B02	Off take {Tonnes}		1,595	885	55
6	<u>Food Security - Targeted Public Distribution System (Only BPL)</u>					
	05D02	Off take {Tonnes}		3,597	2,311	64
7	<u>Food Security:National Food Security Act(Normal)-NFSA</u>					
	05E02	Off take {Tonnes}		333	0	0
8	<u>Food Security:National Food Security Act(Tide Over)-NFSA</u>					
	05F02	Off take {Tonnes}		2,131	0	0
9	<u>Rural Housing - Indira Awaas Yojana</u>					
	06A01	Houses constructed {Number}		609	151	25
11	<u>EWS/LIG Houses in Urban Areas</u>					
	06B01	Houses constructed {Number}		*	0	
12	<u>Rural Areas: National Rural Drinking Water Programme (NRDWP)</u>					
	07A03	Partially Covered Habitations {Number}		5	7	140
13	<u>Sanitation Programme in Rural Areas</u>					
	08D01	Individual Household latrines constructed {Number}		**	0	
14	<u>Institutional Delivery</u>					
	08E01	Delivery in institutions {Number}		**	4,671	

ANDAMAN AND NICOBAR ISLANDS

			Target	Achievement	
Sl. No.	Item Code	Item/Parameter Name {Units}	April 2015-March 2016	April 2015-March 2016	Percent Achievement
(1)	(3)	(4)	(5)	(6)	(6)/(5)
15	<u>Universalization of ICDS Scheme</u>				
	12A01	ICDS Blocks Operational (Cumulative) {Number}	5	5	100
16	<u>Functional Anganwadis</u>				
	12B01	Anganwadis Functional (Cumulative) {Number}	720	720	100
17	<u>No. of Urban poor families assisted under Seven Point Charter</u>				
	14A01	Poor Families assisted {Number}	**	0	
18	<u>Afforestation (Public and Forest Lands)</u>				
	15A01	Area Covered under Plantation {Hectares}	1,120	1,300	116
	15A02	Seedlings planted {Number}	7,28,000	7,13,091	98
19	<u>Supply of Electricity</u>				
	18E02	Electricity supplied {Million Units}	240	180	75

Note:

* - Target Not Received.

** - Non-Targetable.

1 Very Good(90% or above of targets)

07A03, 12A01, 12B01, 15A01, 15A02

2 Poor(Below 80% of targets)

05A02, 05B02, 05D02, 05E02, 05F02, 06A01, 18E02

CHANDIGARH

Sl. No.	Item Code	Item/Parameter Name {Units}	Target	Achievement	Percent Achievement
			April 2015-March 2016	April 2015-March 2016	
(1)	(3)	(4)	(5)	(6)	(6)/(5)
1	<u>Employment generation under the NREG Scheme</u>				
	01A01	No. of job cards issued {Number}	**	0	
	01A02	Employment generated {Number}	**	0	
	01A03	Wages given {Rupees}	**	0	
2	<u>Distribution of waste land to the landless</u>				
	03E01	Total Land Distributed {Hectare}	**	0	
	03E02	Land Distributed to SC {Hectare}	**	0	
	03E03	Land Distributed to ST {Hectare}	**	0	
	03E04	Land Distributed to Others {Hectare}	**	0	
3	<u>Minimum Wages Enforcement (including Farm Labour)</u>				
	04B01	Agriculture and Farm Workers: Inspections made {Number}	**	130	
	04B02	Agriculture and Farm Workers: Irregularities detected {Number}	**	86	
	04B03	Agriculture and Farm Workers: Irregularities rectified {Number}	**	62	
	04B04	Agriculture and Farm Workers: Claims filed {Number}	**	0	
	04B05	Agriculture and Farm Workers: Claims settled {Number}	**	1	
	04B06	Agriculture and Farm Workers: Prosecution cases Pending {Number}	**	17	
	04B07	Agriculture and Farm Workers: Prosecution cases filed {Number}	**	28	
	04B08	Agriculture and Farm Workers: Prosecution cases decided {Number}	**	6	
	04B10	Agriculture and Farm Workers: Others {Number}	**	0	
4	<u>Food security-Targeted Public Distribution system (APL+BPL+AAAY)</u>				
	05A02	Off take {Tonnes}	13,005	14,762	114
5	<u>Food security-Targeted Public Distribution system (only AAAY)</u>				
	05B02	Off take {Tonnes}	*	0	
6	<u>Food Security - Targeted Public Distribution System (Only BPL)</u>				
	05D02	Off take {Tonnes}	*	0	
7	<u>Food Security:National Food Security Act(Normal)-NFSA</u>				
	05E02	Off take {Tonnes}	6,145	6,529	106
8	<u>Food Security:National Food Security Act(Tide Over)-NFSA</u>				
	05F02	Off take {Tonnes}	6,860	8,233	120
9	<u>EWS/LIG Houses in Urban Areas</u>				
	06B01	Houses constructed {Number}	2,306	0	0
10	<u>Sanitation Programme in Rural Areas</u>				
	08D01	Individual Household latrines constructed {Number}	**	0	
11	<u>Institutional Delivery</u>				
	08E01	Delivery in institutions {Number}	**	28,228	
12	<u>SC Families assisted</u>				
	10A02	SC families assisted under SCA to SCSP & NSFDC {Number}	273	1,601	586
13	<u>SC families assisted - SC students assisted under post matric scholarship</u>				
	10A03	SC students assisted under post matric scholarship {Number}	**	0	

CHANDIGARH

Sl. No.	Item Code	Item/Parameter Name {Units}	Target	Achievement	Percent Achievement
			April 2015-March 2016	April 2015-March 2016	
(1)	(3)	(4)	(5)	(6)	(6)/(5)
14	<u>Universalization of ICDS Scheme</u>				
	12A01	ICDS Blocks Operational (Cumulative) {Number}	3	3	100
15	<u>Functional Anganwadis</u>				
	12B01	Anganwadis Functional (Cumulative) {Number}	500	500	100
16	<u>No. of Urban poor families assisted under Seven Point Charter</u>				
	14A01	Poor Families assisted {Number}	**	706	
17	<u>Afforestation (Public and Forest Lands)</u>				
	15A01	Area Covered under Plantation {Hectares}	180	167	93
	15A02	Seedlings planted {Number}	1,17,000	1,33,406	114
18	<u>Supply of Electricity</u>				
	18E02	Electricity supplied {Million Units}	1,607	1,607	100

Note:

* - Target Not Received.

** - Non-Targetable.

1 Very Good(90% or above of targets)

05A02, 05E02, 05F02, 10A02, 12A01, 12B01, 15A01, 15A02, 18E02

2 Poor(Below 80% of targets)

06B01

DADRA AND NAGAR HAVELI

Sl. No.	Item Code	Item/Parameter Name {Units}	Target	Achievement	Percent Achievement
			April 2015-March 2016	April 2015-March 2016	
(1)	(3)	(4)	(5)	(6)	(6)/(5)
1	<u>Employment generation under the NREG Scheme</u>				
	01A01	No. of job cards issued {Number}	**	0	
	01A02	Employment generated {Number}	**	8,188	
	01A03	Wages given {Rupees}	**	28,58,000	
2	<u>Distribution of waste land to the landless</u>				
	03E01	Total Land Distributed {Hectare}	**	0	
	03E02	Land Distributed to SC {Hectare}	**	0	
	03E03	Land Distributed to ST {Hectare}	**	0	
	03E04	Land Distributed to Others {Hectare}	**	0	
3	<u>Minimum Wages Enforcement (including Farm Labour)</u>				
	04B01	Agriculture and Farm Workers: Inspections made {Number}	**	7	
	04B02	Agriculture and Farm Workers: Irregularities detected {Number}	**	0	
	04B03	Agriculture and Farm Workers: Irregularities rectified {Number}	**	0	
	04B04	Agriculture and Farm Workers: Claims filed {Number}	**	0	
	04B05	Agriculture and Farm Workers: Claims settled {Number}	**	0	
	04B06	Agriculture and Farm Workers: Prosecution cases Pending {Number}	**	0	
	04B07	Agriculture and Farm Workers: Prosecution cases filed {Number}	**	0	
	04B08	Agriculture and Farm Workers: Prosecution cases decided {Number}	**	0	
	04B10	Agriculture and Farm Workers: Others {Number}	**	0	
4	<u>Food security-Targeted Public Distribution system (APL+BPL+AA Y)</u>				
	05A02	Off take {Tonnes}	10,341	10,220	99
5	<u>Food security-Targeted Public Distribution system (only AA Y)</u>				
	05B02	Off take {Tonnes}	2,013	2,013	100
6	<u>Food Security - Targeted Public Distribution System (Only BPL)</u>				
	05D02	Off take {Tonnes}	4,609	4,609	100
7	<u>Food Security:National Food Security Act(Normal)-NFSA</u>				
	05E02	Off take {Tonnes}	749	988	132
8	<u>Food Security:National Food Security Act(Tide Over)-NFSA</u>				
	05F02	Off take {Tonnes}	*	0	
9	<u>Rural Housing - Indira Awaas Yojana</u>				
	06A01	Houses constructed {Number}	157	0	0
10	<u>EWS/LIG Houses in Urban Areas</u>				
	06B01	Houses constructed {Number}	22	0	0
11	<u>Sanitation Programme in Rural Areas</u>				
	08D01	Individual Household latrines constructed {Number}	**	0	
12	<u>Institutional Delivery</u>				
	08E01	Delivery in institutions {Number}	**	7,789	
13	<u>SC Families assisted</u>				
	10A02	SC families assisted under SCA to SCSP & NSFDC {Number}	2	0	0
14	<u>Universalization of ICDS Scheme</u>				

DADRA AND NAGAR HAVELI

Sl. No.	Item Code	Item/Parameter Name {Units}	Target	Achievement	Percent Achievement
			April 2015-March 2016	April 2015-March 2016	
(1)	(3)	(4)	(5)	(6)	(6)/(5)
	12A01	ICDS Blocks Operational (Cumulative) {Number}	2	2	100
15	<u>Functional Anganwadis</u>				
	12B01	Anganwadis Functional (Cumulative) {Number}	302	233	77
16	<u>No. of Urban poor families assisted under Seven Point Charter</u>				
	14A01	Poor Families assisted {Number}	**	0	
17	<u>Afforestation (Public and Forest Lands)</u>				
	15A01	Area Covered under Plantation {Hectares}	200	225	112
	15A02	Seedlings planted {Number}	1,30,000	3,03,000	233
18	<u>Energising pump sets</u>				
	18D01	Pumps sets energized {Number}	20	0	0
19	<u>Supply of Electricity</u>				
	18E02	Electricity supplied {Million Units}	5,925	5,925	100

Note:

* - Target Not Received.

** - Non-Targetable.

1 Very Good(90% or above of targets)

05A02, 05B02, 05D02, 05E02, 12A01, 15A01, 15A02, 18E02

2 Poor(Below 80% of targets)

06A01, 06B01, 10A02, 12B01, 18D01

DAMAN AND DIU

Sl. No.	Item Code	Item/Parameter Name {Units}	Target	Achievement	Percent Achievement
			April 2015-March 2016	April 2015-March 2016	
(1)	(3)	(4)	(5)	(6)	(6)/(5)
1		<u>Employment generation under the NREG Scheme</u>			
	01A01	No. of job cards issued {Number}	**	0	
	01A02	Employment generated {Number}	**	0	
	01A03	Wages given {Rupees}	**	0	
2		<u>Distribution of waste land to the landless</u>			
	03E01	Total Land Distributed {Hectare}	**	0	
	03E02	Land Distributed to SC {Hectare}	**	0	
	03E03	Land Distributed to ST {Hectare}	**	0	
	03E04	Land Distributed to Others {Hectare}	**	0	
3		<u>Minimum Wages Enforcement (including Farm Labour)</u>			
	04B01	Agriculture and Farm Workers: Inspections made {Number}	**	0	
	04B02	Agriculture and Farm Workers: Irregularities detected {Number}	**	0	
	04B03	Agriculture and Farm Workers: Irregularities rectified {Number}	**	0	
	04B04	Agriculture and Farm Workers: Claims filed {Number}	**	0	
	04B05	Agriculture and Farm Workers: Claims settled {Number}	**	0	
	04B06	Agriculture and Farm Workers: Prosecution cases Pending {Number}	**	0	
	04B07	Agriculture and Farm Workers: Prosecution cases filed {Number}	**	0	
	04B08	Agriculture and Farm Workers: Prosecution cases decided {Number}	**	0	
	04B10	Agriculture and Farm Workers: Others {Number}	**	0	
4		<u>Food security-Targeted Public Distribution system (APL+BPL+AA Y)</u>			
	05A02	Off take {Tonnes}	5,792	4,436	77
5		<u>Food security-Targeted Public Distribution system (only AA Y)</u>			
	05B02	Off take {Tonnes}	371	391	105
6		<u>Food Security - Targeted Public Distribution System (Only BPL)</u>			
	05D02	Off take {Tonnes}	609	520	85
7		<u>Food Security:National Food Security Act(Normal)-NFSA</u>			
	05E02	Off take {Tonnes}	2,495	2,221	89
8		<u>Food Security:National Food Security Act(Tide Over)-NFSA</u>			
	05F02	Off take {Tonnes}	*	0	
9		<u>Rural Housing - Indira Awaas Yojana</u>			
	06A01	Houses constructed {Number}	43	0	0
10		<u>EWS/LIG Houses in Urban Areas</u>			
	06B01	Houses constructed {Number}	*	0	
11		<u>Sanitation Programme in Rural Areas</u>			
	08D01	Individual Household latrines constructed {Number}	**	0	
12		<u>Institutional Delivery</u>			
	08E01	Delivery in institutions {Number}	**	3,600	
13		<u>SC Families assisted</u>			
	10A02	SC families assisted under SCA to SCSP & NSFDC {Number}	2	0	0
14		<u>SC families assisted - SC students assisted under post matric scholarship</u>			

DAMAN AND DIU

Sl. No.	Item Code	Item/Parameter Name {Units}	Target	Achievement	Percent Achievement
			April 2015-March 2016	April 2015-March 2016	
(1)	(3)	(4)	(5)	(6)	(6)/(5)
	10A03	SC students assisted under post matric scholarship {Number}	**	156	
15	<u>Universalization of ICDS Scheme</u>				
	12A01	ICDS Blocks Operational (Cumulative) {Number}	2	2	100
16	<u>Functional Anganwadis</u>				
	12B01	Anganwadis Functional (Cumulative) {Number}	107	102	95
17	<u>No. of Urban poor families assisted under Seven Point Charter</u>				
	14A01	Poor Families assisted {Number}	**	0	
18	<u>Afforestation (Public and Forest Lands)</u>				
	15A01	Area Covered under Plantation {Hectares}	10	0	0
	15A02	Seedlings planted {Number}	7,000	0	0
19	<u>Energising pump sets</u>				
	18D01	Pumps sets energized {Number}	25	71	284
20	<u>Supply of Electricity</u>				
	18E02	Electricity supplied {Million Units}	2,337	2,337	100

Note:

* - Target Not Received.

** - Non-Targetable.

1 Very Good(90% or above of targets)

05B02, 12A01, 12B01, 18D01, 18E02

2 Good(Between 80% to 90% targets)

05D02, 05E02

3 Poor(Below 80% of targets)

05A02, 06A01, 10A02, 15A01, 15A02

LAKSHADWEEP

Sl. No.	Item Code	Item/Parameter Name {Units}	Target	Achievement	Percent Achievement
			April 2015-March 2016	April 2015-March 2016	
(1)	(3)	(4)	(5)	(6)	(6)/(5)
1	<u>Employment generation under the NREG Scheme</u>				
	01A01	No. of job cards issued {Number}	**	0	
	01A02	Employment generated {Number}	**	3,123	
	01A03	Wages given {Rupees}	**	8,66,000	
2	<u>Distribution of waste land to the landless</u>				
	03E01	Total Land Distributed {Hectare}	**	0	
	03E02	Land Distributed to SC {Hectare}	**	59	
	03E03	Land Distributed to ST {Hectare}	**	0	
	03E04	Land Distributed to Others {Hectare}	**	0	
3	<u>Minimum Wages Enforcement (including Farm Labour)</u>				
	04B01	Agriculture and Farm Workers: Inspections made {Number}	**	0	
	04B02	Agriculture and Farm Workers: Irregularities detected {Number}	**	0	
	04B03	Agriculture and Farm Workers: Irregularities rectified {Number}	**	0	
	04B04	Agriculture and Farm Workers: Claims filed {Number}	**	0	
	04B05	Agriculture and Farm Workers: Claims settled {Number}	**	0	
	04B06	Agriculture and Farm Workers: Prosecution cases Pending {Number}	**	0	
	04B07	Agriculture and Farm Workers: Prosecution cases filed {Number}	**	0	
	04B08	Agriculture and Farm Workers: Prosecution cases decided {Number}	**	0	
	04B10	Agriculture and Farm Workers: Others {Number}	**	0	
4	<u>Food security-Targeted Public Distribution system (APL+BPL+AA Y)</u>				
	05A02	Off take {Tonnes}	4,620	3,720	81
5	<u>Food security-Targeted Public Distribution system (only AA Y)</u>				
	05B02	Off take {Tonnes}	168	0	0
6	<u>Food Security - Targeted Public Distribution System (Only BPL)</u>				
	05D02	Off take {Tonnes}	252	0	0
7	<u>Food Security:National Food Security Act(Normal)-NFSA</u>				
	05E02	Off take {Tonnes}	1,016	1,016	100
8	<u>Food Security:National Food Security Act(Tide Over)-NFSA</u>				
	05F02	Off take {Tonnes}	2,064	1,664	81
9	<u>Rural Housing - Indira Awaas Yojana</u>				
	06A01	Houses constructed {Number}	16	231	1,444
10	<u>Sanitation Programme in Rural Areas</u>				
	08D01	Individual Household latrines constructed {Number}	**	0	
11	<u>Institutional Delivery</u>				
	08E01	Delivery in institutions {Number}	**	1,020	
12	<u>Universalization of ICDS Scheme</u>				
	12A01	ICDS Blocks Operational (Cumulative) {Number}	9	9	100
13	<u>Functional Anganwadis</u>				
	12B01	Anganwadis Functional (Cumulative) {Number}	107	107	100
14	<u>Afforestation (Public and Forest Lands)</u>				

LAKSHADWEEP

Sl. No.	Item Code	Item/Parameter Name {Units}	Target	Achievement	Percent
			April 2015-March 2016	April 2015-March 2016	Achievement
(1)	(3)	(4)	(5)	(6)	(6)/(5)
	15A01	Area Covered under Plantation {Hectares}	20	0	0
	15A02	Seedlings planted {Number}	13,000	0	0
15	<u>Supply of Electricity</u>				
	18E02	Electricity supplied {Million Units}	48	48	100

Note:

* - Target Not Received.

** - Non-Targetable.

- 1 **Very Good(90% or above of targets)**
05E02, 06A01, 12A01, 12B01, 18E02
- 2 **Good(Between 80% to 90% targets)**
05A02, 05F02
- 3 **Poor(Below 80% of targets)**
05B02, 05D02, 15A01, 15A02

Twenty Point Programme – 2006

List of Twenty Points

1. Garibi Hatao [Poverty Eradication]
2. Jan Shakti [Power to People]
3. Kisan Mitra [Support to Farmers]
4. Shramik Kalyan [Labour Welfare]
5. Khadya Suraksha [Food Security]
6. Subke Liye Aawas [Housing for All]
7. Shudh Peya Jal [Clean Drinking Water]
8. Jan Jan Ka Swasthya [Health for All]
9. Sabke Liye Shiksha [Education for All]
10. Anusuchit Jaati, Jan Jaati, Alp-sankhyak evam Anya Pichhra Varg Kalyan [Welfare of Scheduled Castes, Scheduled Tribes, Minorities and OBCs]
11. Mahila Kalyan [Women Welfare]
12. Bal Kalyan [Child Welfare]
13. Yuva Vikas [Youth Development]
14. Basti Sudhar [Improvement of Slums]
15. Paryavaran Sanrakshan evam Van Vridhi [Environment Protection and Afforestation]
16. Samajik Suraksha [Social Security]
17. Grameen Sadak [Rural Roads]
18. Grameen Oorja [Energization of Rural Area]
19. Pichhara Kshetra Vikas [Development of Backward Areas]
20. e- Shasan [IT enabled e-Governance]

LIST OF ITEMS COVERED UNDER (TPP) - 2006

Point No.	Item No.	Name of the Points/Items
I.		Garibi Hatao [Poverty Eradication]
		Rural Areas
	1.	Employment generation under the <i>Mahatma Gandhi National Rural Employment Guarantee Act (MGNREGA)</i>
	2.	National Rural Livelihood Mission (NRLM)
	3.	Rural Business Hubs in Partnership with Panchayats
	4.	Self Help Groups
		Urban Areas
	5.	Swaranjayanti Shehari Rojgar Yojana
II.		Jan Shakti (Power to People)
	6.	Local Self Government (Panchayati Raj and Urban Local Bodies) <ul style="list-style-type: none"> - Activity Mapping for devolution of functions - Budget Flow of Funds - Assignment of Functionaries
	7.	Quick and Inexpensive Justice – Gram Nyayalayas and Nyaya Panchayats.
	8.	District Planning Committees.
III.		Kisan Mitra [Support to Farmers]
	9.	Water shed development
	10.	Marketing and infrastructural support to farmers
	11.	Irrigation facilities (including minor and micro irrigation) for agriculture
	12.	Credit to farmers
	13.	Distribution of waste land to the landless
IV.		Shramik Kalyan [Labour Welfare]
	14.	Social Security for Agricultural and Unorganised Labour
	15.	Minimum Wages Enforcement (including Farm Labour)
	16.	Prevention of Child Labour
	17.	Welfare of Women Labour
V.		Khadya Suraksha [Food Security]
	18.	Food Security: <ul style="list-style-type: none"> (i) Targeted Public Distribution System (TPDS)/ National Food Security Act (NFSA) (ii) Antyodaya Anna Yojana, (iii) Establishing Grain banks in chronically food scarcity areas
VI.		Subke Liye Aawas [Housing for All]
	19	Rural Housing - Indira Awaas Yojana
	20.	EWS/LIG Houses in Urban Areas

Contd.....

Point No.	Item No.	Name of the Points/Items
VII.		Shudh Peya Jal [Clean Drinking Water]
	21.	Rural Areas. - National Rural Drinking Water Programme-(<i>NRDWP</i>)
	22.	Urban Areas: - Accelerated Urban Water Supply Programme
VIII.		Jan Jan Ka Swasthya [Health for All]
	23.	Control and prevention of major diseases: (a) HIV/AIDS (b) TB (c) Malaria (d) Leprosy (e) Blindness
	24.	National Rural Health Mission
	25.	Immunisation of Children
	26.	Sanitation Programme in - Rural Areas - Urban areas
	27.	Institutional Delivery
	28.	Prevention of Female Foeticide
	29.	Supplementary nutrition for Mothers and Children
	30.	Two Child norms
IX.		Sabke Liye Shiksha [Education for All]
	31.	Sarv Shiksha Abhiyan - Compulsory Elementary Education
	32.	Mid Day Meal Scheme
X.		Anusuchit Jaati, Jan Jaati, Alp-sankhyak evam Anya Pichhra Varg Kalyan [Welfare of Scheduled Castes, Scheduled Tribes, Minorities and OBCs]
	33.	SC Families assisted (a) SC families assisted under SCA to SCSP & NSFDC (b) SC students assisted under post matric scholarship
	34.	Rehabilitation of Scavengers
	35.	ST Families assisted
	36.	Rights of Forest dwellers – Owners of minor forest produce
	37.	Particularly Vulnerable Tribal Groups (PTGs)
	38.	No alienation of Tribal lands
	39.	Implementation of Panchayats (Extension to Scheduled Areas) Act [PESA]
	40.	Welfare of minorities
	41.	Professional education among all minority communities
	42.	Reservation of OBCs in - Education - Employment
XI.		Mahila Kalyan [Women Welfare]
	43.	Financial Assistance for Women Welfare
	44.	Improved participation of women in (a) Panchayats (b) Municipalities (c) State Legislatures (d) Parliament

Contd.....

Point No.	Item No.	Name of the Points/Items
XII.		Bal Kalyan [Child Welfare]
	45.	Universalisation of ICDS Scheme
	46.	Functional Anganwadis
XIII.		Yuva Vikas [Youth Development]
	47.	Sports for all in Rural and Urban areas
	48.	Rashtriya Sadbhavana Yojana
	49.	National Service Scheme (NSS)
XIV.		Basti Sudhar [Improvement of Slums]
	50.	Number of Urban poor families assisted under seven point charter viz. land tenure, housing at affordable cost, water, sanitation, health, education, and social security.
XV.		Paryavaran Sanrakshan evam Van Vridhi [Environment Protection and Afforestation]
	51.	Afforestation (a) Area Covered under Plantation on - Public and Forest Lands (b) Number of Seedlings planted on -Public and Forest Lands
	52.	Prevention of pollution of Rivers and water bodies
	53.	Solid and liquid waste management in - Rural Areas - Urban Areas
XVI.		Samajik Suraksha [Social Security]
	54.	Rehabilitation of handicapped and orphans.
	55.	Welfare of the aged
XVII.		Grameen Sadak [Rural Roads]
	56.	Rural Roads - PMGSY
XVIII.		Grameen Oorja [Energization of Rural Area]
	57.	Bio-diesel Production
	58.	Deendayal Upadhyaya Gram Jyoti Yojana
	59.	Renewable Energy
	60.	Energising Pump sets
	61.	Supply of Electricity
	62.	Supply of Kerosene and LPG
XIX.		Pichhara Kshetra Vikas [Development of Backward Areas]
	63.	Backward Regions Grants Fund (<i>BRGF</i>)
XX.		e- Shasan [IT enabled e-Governance]
	64.	Central and State Governments
	65.	Panchayats and Municipalities

Twenty Point Programme – 2006

Quarterly Monitored Items

1. Employment Generation under *Mahatma Gandhi National Rural Employment Guarantee Scheme (MGNREGA)*
2. **National Rural Livelihood Mission (NRLM)**
 - (i) Number of SHGs promoted (new and revived) during the financial year
 - (ii) Number of SHGs provided Revolving Fund (RF) during the financial year
 - (iii) Number of SHGs provided Community Investment Fund (CIF) during the financial year
3. Distribution of Waste land to landless
4. Minimum Wages Enforcement (including Farm Labour)
5. ***Food Security:***
 - (i) Targeted Public Distribution System (TPDS) for AAY, APL & BPL
 - (ii) TPDS for Antyodaya Anna Yojana (AAY) only
 - (iii) TPDS for Below Poverty Line (BPL) only
 - (iv) National Food Security Act (NFSA) for Normal
 - (v) National Food Security Act (NFSA) for Tide over
6. Rural Housing under Indira Awaas Yojana (IAY)
7. EWS/LIG Houses in Urban Areas
8. ***Rural Areas-*** National Rural Drinking Water Programme- (NRDWP)
 - (i) Partially Covered Habitations - (*NRDWP*)
 - (ii) Coverage of Water Quality Affected Habitations – (*NRDWP*)
9. Sanitation Programme in Rural Areas
10. Institutional Delivery

11. **SC Families assisted**
 - (i) SC Families assisted under SCA to SCSP and NSFDC
 - (ii) SC Students assisted under post-matric scholarship scheme.
12. Universalisation of ICDS Scheme
13. Functional Anganwadis
14. Number of Urban Poor Families assisted under Seven Point Charter viz. land tenure, housing at affordable cost, water, sanitation, health, education, and social security.
15. ***Afforestation:***
 - (a) Area covered under Plantation on - Public and Forest Lands
 - (b) Number of Seedlings planted on -Public and Forest Lands
16. Rural Roads constructed under Prime Minister Grameen Sadak Yojana (PMGSY)
17. Village electrified under Deendayal Upadhyaya Gram Jyoti Yojana (DDUGJY)
18. Energising Pump sets
19. Supply of Electricity

**STATUS OF RECEIPT OF TARGETS FOR QUARTERLY MONITORED ITEMS UNDER
TPP-2006**

Item No.	Name of the item	Parameter	Parameters/ indicators	Whether State-wise targets fixed by the concerned Administrative Ministries	Whether targets have been received	Nodal Ministry
1	Employment Generation under Mahatma Gandhi National Rural Employment Guarantee Scheme	-	(i) No. of job card issued (ii) Employment generated (iii) Wages given	Non-targetable indicator *	-	Ministry of Rural Development
2	National Rural Livelihood Mission (NRLM)	1 2 3	(i) Number of SHGs promoted (new and revived) during the financial year (ii) Number of SHGs provided Revolving Fund (RF) during the financial year (iii) Number of SHGs provided Community Investment Fund (CIF) during the financial year	Targets fixed & received from Administrative Ministry Targets fixed & received from Administrative Ministry Targets fixed & received from Administrative Ministry	Yes Yes Yes	Ministry of Rural Development
3	Distribution of Waste land to the landless	-	Waste Land distributed (i) Total (ii) SC (iii) ST (iv) Others	Non-targetable indicator *	-	-do-
4	Minimum Wages Enforcement (including Farm Labour)	-	(a) Agriculture and Farm workers (i) Inspections made (ii) Irregularities detected (iii) Irregularities rectified (iv) Claims filed (v) claims settled (vi) Prosecution cases pending (vii) Prosecution cases filed (viii) Prosecution cases decided (b) others	Non-targetable indicator *	-	Ministry of Labour & Employment

Item No.	Name of the item	Parameter	Parameters/ indicators	Whether State-wise targets fixed by the concerned Administrative Ministries	Whether targets have been received	Nodal Ministry
5	Food Security: (i) Targeted Public Distribution System (AAY+APL+BPL) (ii) Antyodaya Anna Yojana (AAY) (iii) Below Poverty Line (BPL) (iv) National Food Security Act (NFSA) (Normal) (v) National Food Security Act (NFSA) (Tide over)	4	Allocation of Food Grains to States/UTs	Targets fixed & received from Administrative Ministry	Yes	Ministry of Consumer Affairs, Food & Public Distribution
		5	Allocation of Food Grains to States/UTs	-do-	Yes	-do-
		6	Allocation of Food Grains to States/UTs	-do-	Yes	-do-
		7	Allocation of Food Grains to States/UTs	-do-	Yes	-do-
		8	Allocation of Food Grains to States/UTs	-do-	Yes	-do-
6	Rural Housing - Indira Awaas Yojana (IAY)	9	Houses constructed	Targets fixed & received from Administrative Ministry.	Yes	Ministry of Rural Development
7	EWS/LIG Houses in Urban Areas	10	Houses constructed	Targets received from Administrative Ministry.	Yes	M/o Housing and Urban Poverty Alleviation
8	Rural Areas - <i>National Rural Drinking Water Programme</i> -(NRDWP)	11	(i) Partially Covered Habitations- (NRDWP)	Targets fixed & received from Administrative Ministry.	Yes	Ministry of Drinking Water and Sanitation
		12	(ii) Coverage of Water Quality Affected Habitations – (NRDWP)	-do-	Yes	-do-
9	Sanitation Programme in Rural Areas	-	Individual Household latrines constructed	Non-targetable indicator *	-	Ministry of Drinking Water and Sanitation
10	Institutional Delivery	-	Delivery in Institutions	Non-targetable indicator *	-	Ministry of Health & Family Welfare

Item No.	Name of the item	Parameter	Parameters/ indicators	Whether State-wise targets fixed by the concerned Administrative Ministries	Whether targets have been received	Nodal Ministry
11	SC Families Assisted	13	(i) SC Families assisted under SCA to SCSP & NSFDC (ii) SC Students assisted under Post Matric Scholarship	Targets fixed & received from Administrative Ministry. Non-targetable indicator *	Yes -	M/o Social Justice and Empowerment
12	Universalisation of ICDS Scheme	14	ICDS Blocks Operational (Cumulative)	Targets fixed & received from Administrative Ministry	Yes	Ministry of Women and Child Development
13	Functional Anganwadis	15	Anganwadis Functional (cumulative)	Targets fixed & received from Administrative Ministry	Yes	Ministry of Women and Child Development
14	Number of Urban poor families assisted under seven point charter viz. land tenure, housing at affordable cost, water, sanitation, health, education, and social security.	-	Poor Families assisted	Non-targetable indicator *	-	M/o Housing and Urban Poverty Alleviation
15	Afforestation: (a) Area Covered under Plantation on - Public and Forest Lands (b) Number of Seedlings planted on -Public and Forest Lands	16 17	(a) Area Covered under Plantation on - Public and Forest Lands (b)Number of Seedlings	Targets fixed & received from Administrative Ministry Targets fixed & received from Administrative Ministry	Yes Yes	Ministry of Environment and Forest do
16	Rural Roads – PMGSY	18	Length of Road constructed	Targets received from Administrative Ministry.	Yes	Ministry of Rural Development
17	Village electrified under Deendayal Upadhyaya Gram Jyoti Yojana (DDUGJY)	19	Villages electrified	Targets fixed & received from Administrative Ministry	Yes	Ministry of Power

Item No.	Name of the item	Parameter	Parameters/ indicators	Whether State-wise targets fixed by the concerned Administrative Ministries	Whether targets have been received	Nodal Ministry
18	Energising Pump sets	20	Pumpsets Energised	Administrative Ministry has suggested the States/UTs to fix their own targets.	Except Gujarat, Haryana, Himachal Pradesh, Rajasthan, Tamil Nadu, Telangana and Uttarakhand none of the States have provided the targets so far. Previous year targets have been repeated.	-do-
19	Supply of Electricity	21	Electricity demanded	Targets fixed & received from Administrative Ministry	Yes	-do-

** The items where Administrative Ministries have not fixed State-wise targets, are not monitored for performance analysis. These items are normally demand driven and are accordingly monitored for actual achievements only.*

Twenty Point Programme – 2006

Items/Parameters identified for appraisal

For the purpose of quarterly appraisal, the performance of States under TPP-2006 is evaluated on the following 21 Parameters, contained in 13 Items and as per State/UT wise targets fixed by the Central Administrative Ministries.

Items	Para- meters	Description of Item
1		National Rural Livelihood Mission (NRLM)
	1	(i) Number of SHGs promoted (new and revived) during the financial year
	2	(ii) Number of SHGs provided Revolving Fund (RF) during the financial year
	3	(iii) Number of SHGs provided Community Investment Fund (CIF) during the financial year
2	-	<i>Food Security:</i>
	4	(i) Targeted Public Distribution System (TPDS) for AAY, APL & BPL,
	5	(ii) TPDS for Antyodaya Anna Yojana (AAY) only
	6	(iii) TPDS for Below Poverty Line (BPL) only
	7	(iv) National Food Security Act (NFSA) (Normal)
	8	(v) National Food Security Act (NFSA) (Tide over)
3	9	Rural Housing under Indira Awaas Yojana (IAY)
4	10	EWS/LIG Houses in Urban Areas
5	-	<i>Rural Areas: National Rural Drinking Water Programme - (NRDWP)</i>
	11	(i) Partially Covered Habitations - (NRDWP)
	12	(ii) Coverage of Water Quality Affected Habitations – (NRDWP)
6	-	<i>SC Families assisted</i>
	13	(i) SC families assisted under SCA to SCSP & NSFDC
7	14	Universalisation of ICDS Scheme
8	15	Functional Anganwadis

9	-	<i>Afforestation:</i>
	16	(i) Area covered under Plantation on- Public and Forest Lands
	17	(ii) Number of Seedlings planted on- Public and Forest Lands
10	18	Rural Roads constructed under Prime Minister Grameen Sadak Yojana (PMGSY)
11	19	Village electrified under Deendayal Upadhyaya Gram Jyoti Yojana (DDUGJY)
12	20	Energising Pump sets
13	21	Supply of Electricity

List of items where the concerned schemes are yet to be operationalised

- (i) ***Quick and inexpensive justice—Gram Nyayalayas and Nyaya Panchayats:***
Ministry of Panchayati Raj is consulting Central Ministries and States/UT Governments regarding draft bill on Nyaya Panchayats.

ABBREVIATIONS USED

AAY	Antyodaya Anna Yojana
NRDWP	National Rural Drinking Water Programme
EWS	Economically Weaker Section
IAY	Indira Awaas Yojana
ICDS	Integrated Child Development Scheme
EWS/LIG	Economically Weaker Section/Low Income Group
MWE	Minimum Wages Enforcement
NC	Not Covered
NREGS	National Rural Employment Guarantee Scheme
PC	Partially Covered
PMGSY	Prime Minister Grameen Sadak Yojana
SC	Scheduled Caste
DDUGJY	Deendayal Upadhyaya Gram Jyoti Yojana
NRLM	National Rural Livelihood Mission
SHG	Self Help Groups
TPDS	Targeted Public Distribution system
NFSA	National Food Security Act
NSFDC	National Scheduled Castes Finance & Development Corporation