

**TWENTY POINT PROGRAMME-2006**  
**PROGRESS REPORT**  
**FOR**  
**APRIL-AUGUST, 2011**



**GOVERNMENT OF INDIA**  
**MINISTRY OF STATISTICS AND PROGRAMME IMPLEMENTATION**  
**SARDAR PATEL BHAWAN, SANSAD MARG,**  
**NEW DELHI-110 001**

**Website: [www.mospi.gov.in](http://www.mospi.gov.in)**

# CONTENTS

	<b>Page No.</b>
I. Introduction	i
II. List of Twenty Points	ii
III. List of Monthly Monitored Items	iii
IV. Status of receipt of targets for Monthly Monitored items	iv
V. List of items /parameters identified for appraisal	vii
VI. List of items under TPP-2006 yet to be operationalised	viii

## PART-I Overall Performance Analysis

VII. Progress Report	1
VIII. Highlights of Performance	2
Table - A - All India Performance	6
Table- B - State-wise Performance	7
Table- C - State -wise and Item-wise Performance	12

## PART- II Performance Tables

<b>Table No.</b>	<b>Description of Item</b>	
1	Employment Generation - <i>MGNREG</i> Scheme	22
2(A)	Swaranjayanti Gram Swarojgar Yojana (SGSY)	23
2(B)	SC, ST, Women and Disabled Swarozgaries Assisted under SGSY	25
3(A)	SHGs Formed under SGSY	26
3(B)	SHGs to whom income generating activities provided	28
4(A)	Distribution of Waste Land to the Landless	29
4(B)	Waste Land Distributed to SC, ST and others	30
5(A)	Minimum Wages Enforcement (Including Farm Labour)	31
	(i) Inspections made (ii) Irregularities detected	
	(iii) Irregularities rectified	
5(B)	Minimum Wages Enforcement (Including Farm Labour)	32
	(i) Claims Filed (ii) Claims Settled	
5(c)	Minimum Wages Enforcement (Including Farm Labour)	33
	(i) Prosecution cases pending (ii) Prosecution cases filed	
	(iii) Prosecution cases decided	
6(A)	<i>Food Security:</i> Targeted Public Distribution System (TPDS) for AAY, APL & BPL,	34
6(B)	<i>Food Security:</i> TPDS only for Antyodaya Anna Yojana (AAY)	36
6(C)	<i>Food Security:</i> TPDS only for Below Poverty Line (BPL)	38
7	Rural Housing - Indira Awaas Yojana (IAY)	40

**Contd...**

<b>Table No.</b>	<b>Description of Item</b>	<b>Page No.</b>
8	EWS/LIG Houses in Urban Areas	42
9	<b><i>Rural Areas- National Rural Drinking Water Programme (NRDWP)</i></b>	
9(A)	Coverage of Habitations (Partially Covered & Slipped back)	44
9(B)	Coverage of Water Quality Affected Habitations	46
10	Sanitation Programme in Rural Areas	48
11	Institutional Delivery	49
12	SC Families Assisted	50
13	Universalization of ICDS Scheme	52
14	Functional Anganwadis	54
15	No. of Urban Poor Families Assisted under Seven Point Charter	56
16(A)	Afforestation- Area Covered under Plantation- (Public and Forest Lands)	58
16(B)	<i>Afforestation</i> : Seedlings Planted – (Public and Forest Lands)	60
17	Rural Roads Constructed under (PMGSY)	62
18	Village Electrified under Rajiv Gandhi Grameen Vidyutikaran Yojana (RGGVY)	64
19	Energising Pump sets	66
20	Supply of Electricity	68
<b>Annexures</b>		
○	List of 65 items to be monitored under TPP-2006	Annexure – I 70-72
○	Abbreviations used	Annexure - II 73

# Twenty Point Programme – 2006

## An Introduction

The Twenty Point Programme (TPP) was launched by the Government of India in the year 1975 and restructured in 1982, 1986 and again in 2006. The restructured programme, known as Twenty Point Programme (TPP) – 2006, became operational with effect from 1<sup>st</sup> April, 2007. The Programme is meant to give a thrust to schemes relating to poverty alleviation, employment generation in rural areas, housing, education, family welfare & health, protection of environment and many other schemes having a bearing on the quality of life, especially in the rural areas.

2. The programmes and schemes under the TPP-2006 are in harmony with the priorities contained in the Millennium Development Goals (MDGs) of the United Nations and SAARC Social Charter. The original nomenclature, namely the Twenty Point Programme, which has been in existence for more than three decades and carries the stamp of familiarity among the people and administrative agencies, has been retained.

3. Twenty Point Programme (TPP) – 2006 originally consisted of 20 Points (*Appendix-1*) and 66 items being monitored individually by Central Nodal Ministries concerned. Up to 2007-08, out of 66 items, 22 items were monitored on monthly basis. From 1<sup>st</sup> April, 2008 *Sampoorna Grameen Rojgar Yojana* (SGRY) has been merged with another item namely “*National Rural Employment Guarantee Act*” which has now been renamed as *Mahatma Gandhi National Rural Employment Guarantee Act* from 31<sup>st</sup> December, 2009 therefore, SGRY has been dropped from the list of 66 items and only 65 items are now monitored under TPP-2006 since 2008-09. The list of 65 items is enclosed at *Annexure-I*.

4. Out of 65 items, 20 items (information in respect of 16 items is being collected from various States/ UTs and for remaining 4 items from the concerned Central Nodal Ministries) are being monitored on monthly basis during the period 2011-12 against the targets fixed at the beginning of financial year by the central nodal Ministries and State Governments (*Appendix-2&3*). The remaining items under TPP-2006, are being monitored on annual basis as the information in respect of these items will be made available by the concerned Central Nodal Ministries only on annual basis. These 65 items consist of about 160 identified parameters, however for the purpose of monthly performance, 19 identified parameters have been taken (*Appendix-4*).

5. Some of the schemes/programmes are yet to be operationalised by the Central Nodal Ministries concerned. These items will be monitored only after the schemes concerning them come into existence and their frequency of monitoring will be decided later. The details of such items are available at *Appendix-5*.

6. The monitoring mechanism for TPP-2006 has been widened by including block level monitoring in addition to District, State and Central level monitoring. Most of the States/Union Territories have constituted the block, district and state level monitoring committees. At the Centre, the progress of individual items is monitored and reviewed by the Departments/Ministries concerned. The Ministry of Statistics & Programme Implementation (MOSPI) monitors the Programme/ schemes covered under TPP-2006 on the basis of performance report received from State Governments/UT Administrations and central nodal Ministries.

## **Twenty Point Programme – 2006**

### **List of Twenty Points**

1. Garibi Hatao [Poverty Eradication]
2. Jan Shakti [Power to People]
3. Kisan Mitra [Support to Farmers]
4. Shramik Kalyan [Labour Welfare]
5. Khadya Suraksha [Food Security ]
6. Subke Liye Aawas [Housing for All]
7. Shudh Peya Jal [Clean Drinking Water]
8. Jan Jan Ka Swasthya [Health for All]
9. Sabke Liye Shiksha [Education for All]
10. Anusuchit Jaati, Jan Jaati, Alp-sankhyak evam Anya Pichhra Varg Kalyan [Welfare of Scheduled Castes, Scheduled Tribes, Minorities and OBCs]
11. Mahila Kalyan [Women Welfare]
12. Bal Kalyan [Child Welfare]
13. Yuva Vikas [Youth Development]
14. Basti Sudhar [Improvement of Slums]
15. Paryavaran Sanrakshan evam Van Vridhi [Environment Protection and Afforestation]
16. Samajik Suraksha [Social Security]
17. Grameen Sadak [Rural Roads]
18. Grameen Oorja [Energization of Rural Area]
19. Pichhara Kshetra Vikas [Development of Backward Areas]
20. e- Shasan [IT enabled e-Governance]

## **Twenty Point Programme – 2006**

### **Monthly Monitored Items**

1. Employment Generation under the *Mahatma Gandhi National Rural Employment Guarantee Scheme (MGNREGA)*
2. Swaranjayanti Gram Swarojgar Yojana (SGSY)
3. ***Self help Groups:***
  - (i) Self help Groups formed under SGSY
  - (ii) SHGs to whom income generating activities provided under SGSY
4. Distribution of Waste land to landless
5. Minimum Wages Enforcement (Including Farm Labour)
6. ***Food Security:***
  - (i) Targeted Public Distribution System (TPDS) for AAY, APL& BPL,
  - (ii) *TPDS* only for Antyodaya Anna Yojana (AAY)
  - (iii) *TPDS* only for Below Poverty Line (BPL)
7. Rural Housing for Indira Awaas Yojana (IAY)
8. EWS/LIG Houses in Urban Areas
9. ***Rural Areas-*** National Rural Drinking Water Programme- (NRDWP)
  - (i) Coverage of Habitations (Partially Covered & Slipped back)- (*NRDWP*)
  - (ii) Coverage of Water Quality Affected Habitations – (*NRDWP*)
10. Sanitation Programme in Rural Areas
11. Institutional Delivery
12. SC Families Assisted
13. Universalisation of ICDS Scheme
14. Functional Anganwadis
15. Number of Urban poor families assisted under seven point charter viz. land tenure, housing at affordable cost, water, sanitation, health, education, and social security.
16. ***Afforestation:***
  - (a) Area Covered under Plantation on - Public and Forest Lands
  - (b) Number of Seedlings planted on -Public and Forest Lands
17. Rural Roads constructed under Prime Minister Grameen Sadak Yojana (PMGSY)
18. Village Electrified under Rajiv Gandhi Grameen Vidyutikaran Yojana (RGGVY)
19. Energising Pump sets and
20. Supply of Electricity

**STATUS OF RECEIPT OF TARGETS FOR MONTHLY MONITORED ITEMS UNDER TPP-2006**

Item No.	Name of the item	Parameter	Parameters/ indicators	Whether State-wise targets fixed by the concerned Administrative Ministries	Whether targets have been received	Nodal Ministry
1	Employment Generation under the <i>Mahatma Gandhi National Rural Employment Guarantee Scheme</i>	-	(i) No. of job card issued (ii) Employment generated (iii) Wages given	Targets not fixed */ not supplied by Administrative Ministry	-	Ministry of Rural Development
2	Swaranjayanti Gram Swarojgar Yojana (SGSY)	1	<i>Individual Swarozgaries Assisted</i> (i) Total (ii) SC (iii) ST (iv) Women (v) Disabled person	Targets fixed & received from Administrative Ministry	Yes	-do-
3	Self help Groups	2	SHGs under SGSY - SHGs formed  - SHGs to whom income generating activities provided	Targets not fixed */ not supplied by Administrative Ministry Targets fixed & received from Administrative Ministry	-  Yes	-do-  -do-
4	Distribution of waste land to the landless	-	Waste Land Distributed (i) Total (ii) SC (iii) ST (iv) Others	Targets not fixed */ not supplied by Administrative Ministry	-	-do-
5	<b>Minimum Wages Enforcement</b> (including Farm Labour)	-	(a) <i>Agriculture and Farm workers</i> (i) Inspections made (ii) Irregularities detected (iii) Irregularities rectified (iv) Claims filed (v) claims settled (vi) Prosecution cases pending (vii) Prosecution cases filed (viii) Prosecution cases decided (b) <i>others</i>	Targets not fixed */ not supplied by Administrative Ministry	-	Ministry of Labour & Employment

ivItem No.	Name of the item	Parameter	Parameters/ indicators	Whether State-wise targets fixed by the concerned Administrative Ministries	Whether targets have been received	Nodal Ministry
6	<b>Food Security:</b> (i) Targeted Public Distribution System (AAY+APL+BPL) (ii) Antyodaya Anna Yojana (AAY) (iii) Below Poverty Line (BPL)	3	Allocation of Food Grains to States/UTs	Targets fixed & received from Administrative Ministry	Yes	Ministry of Consumer Affairs, Food & Public Distribution
		4	Allocation of Food Grains to States/UTs	-do-	Yes	-do-
		5	Allocation of Food Grains to States/UTs	-do-	Yes	-do-
7	Rural Housing - Indira Awaas Yojana (IAY)	6	Houses Constructed	Targets fixed & received from Administrative Ministry	Yes	Ministry of Rural Development
8	EWS/LIG Houses in Urban Areas	7	Houses Constructed	Targets fixed & received from Administrative Ministry	Yes	M/o Housing and Urban Poverty Alleviation
9	<b>Rural Areas</b> - <i>National Rural Drinking Water Programme</i> -(NRDWP)	8	(i) Coverage of Habitations (Partially Covered & Slipped back)- (NRDWP)	Targets fixed & received from Administrative Ministry	Yes	Ministry of Drinking Water and Sanitation
		9	(ii) Coverage of water quality affected habitations – (NRDWP)	Targets fixed & received from Administrative Ministry	Yes	-do-
10.	Sanitation Programme in Rural Areas	-	Individual Household latrines constructed	Targets not fixed */ not supplied by Administrative Ministry	-	Ministry of Drinking Water and Sanitation
11.	Institutional Delivery	-	Delivery in Institutions	Targets not fixed * / not supplied by Administrative Ministry	-	Ministry of Health & Family Welfare
12.	SC Families Assisted	10	SC Families Assisted	Targets fixed & not received from Administrative Ministry & hence target of 2007-08 taken **	No	M/o Social Justice and Empowerment
13.	Universalisation of ICDS Scheme	11	ICDS Blocks Operational (Cumulative)	Targets fixed & received from Administrative Ministry	Yes	Ministry of Women and Child Development

\*\* Reminders were sent to Administrative Ministry to send target of 2011-12



Item No.	Name of the item	Parameter	Parameters/ indicators	Whether State-wise targets fixed by the concerned Administrative Ministries	Whether targets have been received	Nodal Ministry
14.	Functional Anganwadis	12	Anganwadis Functional (cumulative)	Targets fixed & received from Administrative Ministry	Yes	Ministry of Women and Child Development
15.	Number of Urban poor families assisted under seven point charter viz. land tenure, housing at affordable cost, water, sanitation, health, education, and social security.	13	Poor Families Assisted	Targets fixed & received from Administrative Ministry	Yes	M/o Housing and Urban Poverty Alleviation
16	<b>Afforestation:</b> (a) Area Covered under Plantation on - Public and Forest Lands (b) Number of Seedlings planted on -Public and Forest Lands	14	(a) Area Covered under Plantation on - Public and Forest Lands	Targets fixed & received from Administrative Ministry	Yes	Ministry of Environment and Forest
		15	(b)Number of Seedlings	Targets fixed & received from Administrative Ministry	Yes	-do-
17.	Rural Roads – PMGSY	16	Length of Road Constructed	Targets fixed & received from Administrative Ministry	Yes	Ministry of Rural Development
18.	Rajiv Gandhi Grameen Vidyutikaran Yojana (RGGVY)	17	Villages electrified	Targets fixed & received from Administrative Ministry	Yes	Ministry of Power
19.	Energising Pump sets	18	Pumpsets Energised	Targets fixed & received from Administrative Ministry	Yes Targets of 12 States have been received so far	-do-
20	Supply of Electricity	19	Electricity demanded	Targets fixed & received from Administrative Ministry	Yes	-do-

*\* These items where Administrative Ministries have not fixed State-wise targets are not monitored for ranking on monthly basis (only 19 parametres being monitored on monthly basis form the basis of State-wise ranking) since these are monitored without fixing of targets with reference to actual achievements as these are demand driven based.*

## Twenty Point Programme – 2006

### Items/Parameters identified for appraisal

For the purpose of monthly appraisal, the performance of States under TPP-2006 is evaluated on the following 19 Parameters, contained in 15 Items and as per State/UT wise targets fixed by the Central Administrative Ministries.

Items	Para- meters	Description of Item
1	1	Total No. of Individual Swarozgaries Assisted under SGSY
2	2	SHGs to whom income generating activities provided under SGSY
3	-	<b>Food Security:</b>
	3	(i) Targeted Public Distribution System (TPDS) for AAY, APL & BPL,
	4	(ii) TPDS only for Antyodaya Anna Yojana (AAY)
	5	(iii) TPDS only for Below Poverty Line (BPL)
4	6	Rural Housing under Indira Awaas Yojana (IAY)
5	7	EWS/LIG Houses in Urban Areas
6	-	<b>Rural Areas: National Rural Drinking Water Programme -(NRDWP)</b>
	8	(i) Coverage of Habitations (Partially Covered & Slipped back)- (NRDWP)
	9	(ii) Coverage of Water Quality Affected Habitations – (NRDWP)
7	10	SC Family Assisted
8	11	Universalisation of ICDS Scheme
9	12	Functional Anganwadis
10.	13	Number of Urban poor families assisted under seven point charter viz. land tenure, housing at affordable cost, water, sanitation, health, education, and social security.
11	-	<b>Afforestation:</b>
	14	(i) Area Covered under Plantation on- Public and Forest Lands
	15	(ii) Number of Seedlings planted on- Public and Forest Lands
12	16	Rural Roads constructed under Prime Minister Grameen Sadak Yojana (PMGSY)
13	17	Village electrified under Rajiv Gandhi Grameen Vidyutikaran Yojana (RGGVY)
14	18	Energising Pump sets and
15	19	Supply of Electricity

**List of items where the concerned schemes are yet to be operationalised**

(i) ***Quick and inexpensive justice–Gram Nyayalayas and Nyaya Panchayats<sup>1</sup>***: Ministry of Panchayati Raj is consulting Central Ministries and States/UT Governments regarding draft bill on Nyaya Panchayats.

(ii) ***Sports for all in Rural and Urban Areas<sup>2</sup>***: The scheme titled “Nagar Palika Yuva Krida Aur Khel Abhiyan” for the development of sports infrastructure in urban areas is yet to be approved.

1. when operationalise will be monitored under Point No. 2 *Jan Shakti (Power to People)* (Item 6)
2. when operationalise will be monitored under Point No 13 *Yuva Vikas (Youth Development)* (Item 47)

# **PART - I**

**TWENTY POINT PROGRAMME - 2006**

**OVERALL PERFORMANCE ANALYSIS**

# Twenty Point Programme-2006

## Progress Report\* –(April-August, 2011)

This monthly progress report of Twenty Point Programme-2006 consists of two parts: **Part-I** contains an analysis of the overall performance, whereas **Part-II** deals with item-wise performance.

2. The report is compiled on the basis of data received from the Central Nodal Ministries and State Governments/UT Administrations. The data is received either through web enabled software developed by National Informatics Centre (NIC) Cell in this Ministry or through Fax/e-mail/post. The processing of data has been done in association with NIC Cell.

3. The analysis for the period **April-August, 2011** shows that the performance under **fifteen items** has been **‘Very Good’** (90% or above the targets). These items are:

- (i) Individual Swarozgaries Assisted under SGSY
- (ii) Seedlings Planted (Public and Forest Lands)
- (iii) Pumpssets Energised
- (iv) Road Constructed under Prime Minister Grameen Sadak Yojana (PMGSY)
- (v) Area Covered under Plantation (Public and Forest Lands)
- (vi) Urban Poor Families Assisted under Seven Point Charter
- (vii) *Food Security*: Targeted Public Distribution System (only for BPL)
- (viii) SC Families Assisted
- (ix) SHGs Provided Income Generating Activities under SGSY
- (x) *Food Security*: Targeted Public Distribution System (only for AAY)
- (xi) ICDS Blocks Operational (Cum.)
- (xii) Anganwadis Functional (Cum.)
- (xiii) Houses Constructed under Indira Awaas Yojana (IAY)
- (xiv) Supply of Electricity and
- (xv) *Food Security*: Targeted Public Distribution System for APL, BPL & AAY

4. The performance of **one item** has been **‘Good’** (80% to 90% of target). The respective item is:

- (i) Village Electrified- Rajiv Gandhi Grameen Vidyutikaran Yojana (RGVY)

5. The performance of **three items** has been **‘Poor’** (below 80% of target). These items are:

- (i) Habitations covered (Partially covered & Slipped back)- NRDWP
- (ii) Coverage of water quality affected habitations – NRDWP and
- (iii) Houses constructed under EWS/LIG

6. Some of items under TPP-2006 namely “*Mahatma Gandhi National Rural Employment Guarantee Scheme (MGNREGS), Self help Groups formed under SGSY, Sanitation Programme in Rural Area and Institutional Delivery*” are demand driven and no targets are assigned by concerned nodal Ministries where as for items like “*Distribution of Wasteland to the landless*” & *Minimum Wages Enforcement (including Farm Labour)*, concerned administrative Ministries are not in position to provide State/UT-wise targets as such all these items are being monitored on monthly basis without any targets but not been considered for the purpose of appraisal. In order to monitor the performance of TPDS under *Food Security* in a more purpose full manner individual monitoring of one more parameters namely BPL have been added besides existing parameters namely TPDS and AAY for monitoring on monthly basis. *The nomenclature of Accelerated Rural Water Supply Programme-ARWSP has been changed to National Rural Drinking Water Programme—(NRDWP) covering two parameters viz. (i) Coverage of Habitations (Partially Covered & Slipped back and (ii) Coverage of water quality affected habitations—(NRDWP).* The items where quarterly/ annual targets have been provided by the Ministries concerned, monthly targets have been worked out on prorata basis.

7. Information on MPR has not been received from the States/UT of Arunachal Pradesh, Bihar and Sikkim despite repeated telephonic reminders till finalization of this report. Therefore the performance of the States for the month of *August, 2011* has been reported as Nil in this MPR.

\* Based on monthly monitored 19 Parameters.

## HIGHLIGHTS OF PERFORMANCE AT A GLANCE

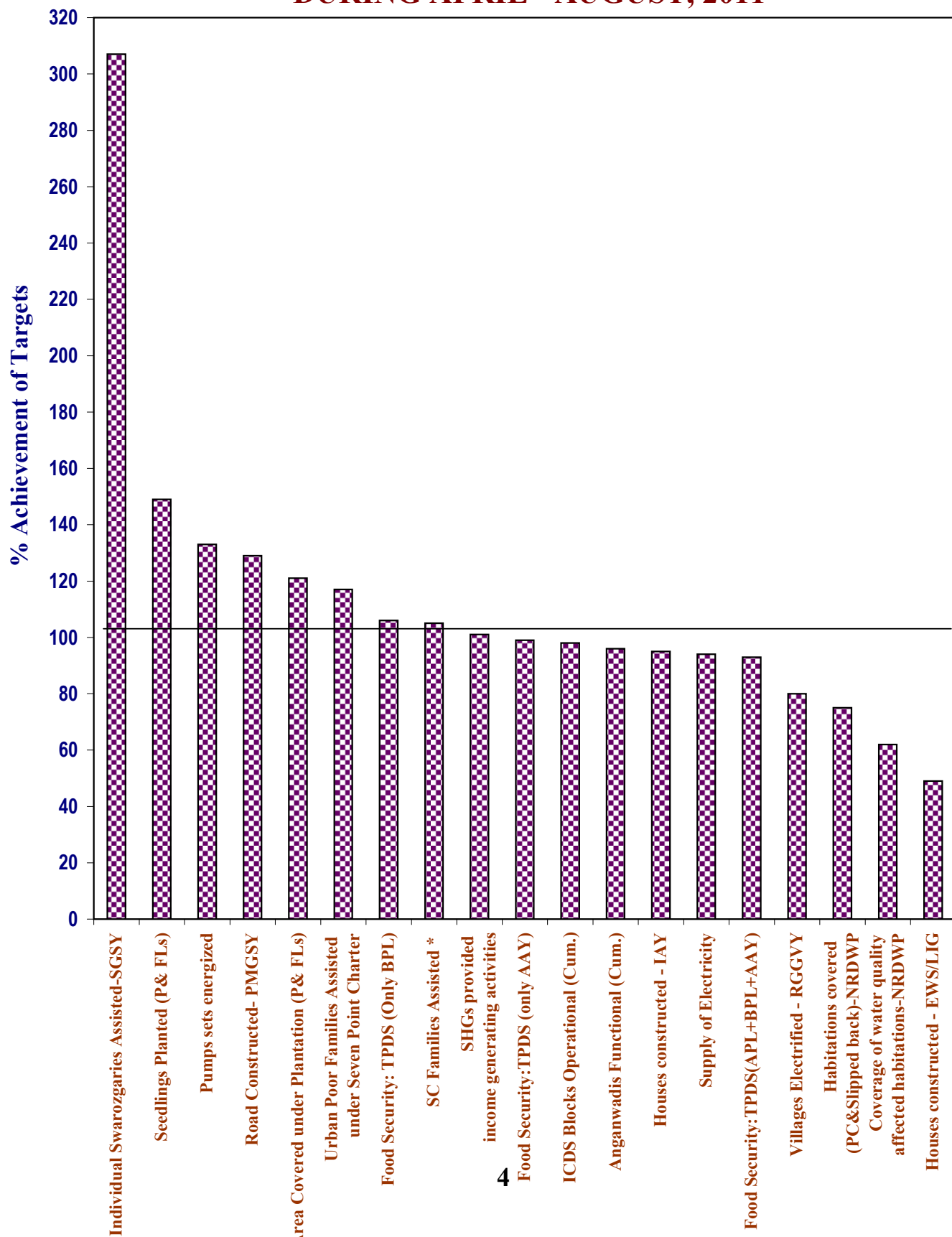
Sl. No.	Item	Achievement for April-August, 2011
<b>1- Employment Generated under MGNREGS.</b>		
	(i) No. of Job cards issued	25.84 lakh *
	(ii) Employment generated	81.96 crore mandays
	(iii) Wages given	Rs.9416.98crore
<b>2- Swaranjayanti Gram Swarozgar Yojana (SGSY)</b>		
	No. of Individual Swarozgaries Assisted	89,632
<b>3- Self help Groups</b>		
	(i) No. of SHGs formed	1,00,735
	(ii) No. of SHGs to whom income generating activities provided under SGSY	53,650
<b>4- Distribution of waste land to the landless</b>		
	Land Distributed	1,827 hectare
<b>5- Minimum Wages Enforcement (Including Farm Labour)</b>		
	(i) No. of Inspections made	59,471
	(ii) No. of Irregularities detected	5922
	(iii) No. of Irregularities rectified	5,754
	(iv) No. of Claims filed	5,273
	(v) No. of Claims settled	919
	(vi) No. of Prosecution cases Pending	5,850
	(vii) No. of Prosecution cases filed	40
	(viii) No. of Prosecution cases decided	103
<b>6- Food Security: (i) TPDS (ii) AAY (iii) BPL</b>		
	(i) Food Security: Targeted Public Distribution System (TPDS)	183.71 lakh tonnes
	(ii) Food Security: Antyodaya Anna Yojana (AAY)	42.20 lakh tonnes
	(iii) Food Security: Below Poverty Line (BPL)	77.36 lakh tonnes
<b>7- Rural Housing-Indira Awaas Yojana</b>		
	No. of Houses constructed	5,95,393
<b>8- EWS/LIG Houses in Urban Areas</b>		
	No. of Houses constructed	81,001

Contd.....

<b>Sl. No.</b>	<b>Item</b>	<b>Achievement for April-August, 2011</b>
<b>9-</b>	<b>Rural Areas. - National Rural Drinking Water Programme-(NRDWP)</b>	
	(i) Coverage of Habitations (Partially covered & Slipped back)- (NRDWP)	20,270
	(ii) Coverage of Water Quality Affected Habitations – (NRDWP)	4,289
<b>10-</b>	<b>Sanitation Programme in Rural Areas</b>	
	No. of Individual household latrines constructed	31.09 lakh
<b>11-</b>	<b>Institutional Delivery</b>	
	No. of Deliveries in Institutions	54.61 lakh
<b>12-</b>	<b>SC Families Assisted</b>	
	No. of SC Families Assisted	20.96 lakh
<b>13-</b>	<b>Universalisation of ICDS Schemes</b>	
	No. of ICDS Blocks Operational (Cum.)	6,773
<b>14-</b>	<b>Functional Anganwadis</b>	
	No. of Anganwadis Functional (Cum.)	12.63 lakh
<b>15-</b>	<b>Number of Urban poor families assisted under seven point charter viz. land tenure, housing at affordable cost, water, sanitation, health, education, and social security.</b>	
	No. of Poor Families Assisted	2,91,565
<b>16-</b>	<b>Afforestation:</b>	
	(i) Area Covered under Plantation (Public and Forest Lands)	8,79,653 hectares
	(ii) No. of Seedlings Planted (Public and Forest Lands)	70.08 Crore
<b>17-</b>	<b>Rural Road- Prime Minister Grameen Sadak Yojana (PMGSY)</b>	
	Length of Road Constructed	11,360 Kms
<b>18-</b>	<b>Rajiv Gandhi Grameen Vidyutikaran Yojana (RGGVY)</b>	
	No. of Villages Electrified	3,093
<b>19-</b>	<b>Energized Pumps sets</b>	
	No. of Pumps sets energized	1,87,066
<b>20-</b>	<b>Supply of Electricity</b>	
	Electricity supplied	3,52,195 million units (MU)

**Note:-** \* Some of States are reporting cumulative performance since inception but now it has been reconciled with the performance figures supplied by M/o Rural Development to set performance targets during April-August, 2011.

# ALL INDIA PERFORMANCE OF TARGET ORIENTED PARAMETERS DURING APRIL - AUGUST, 2011



19 parametres are monitored for monthly performance

\* Based on previous years targets as current year's target not available



# ACHIEVEMENT HIGHLIGHTS

## PERFORMANCE OF TARGET ORIENTED PARAMETERS DURING APRIL- AUGUST, 2011

The cumulative performance during April to August, 2011 has been "Very Good" for 15 parameters, "Good" for 1 parameter, and "Poor" for 3 parameters.

### A. "Very Good" Performance (90% or above of targets)

<u>No.</u>	<u>Items</u>	<u>% Achievement</u>
1	Individual Swarozgaries Assisted - SGSY	307
2	Seedlings Planted (Public and Forest Lands)	149
3	Pumps sets energized	133
4	Road Constructed- PMGSY	129
5	Area Covered under Plantation(Public and Forest Lands)	121
6	Urban Poor Families Assisted under Seven Point Charter	117
7	Food Security: Targeted Public Distribution System (Only BPL)	106
8	SC Families Assisted	105
9	SHGs provided income generating activities	101
10	Food Security:Targeted Public Distribution System (only AAY)	99
11	ICDS Blocks Operational (Cum.)	98
12	Anganwadis Functional (Cum.)	96
13	Houses constructed - IAY	95
14	Supply of Electricity	94
15	Food Security:Targeted Public Distribution System (APL+BPL+AAY)	93

### B. "Good" Performance (80% to 90%)

16	Villages Electrified - RGGVY	80
----	------------------------------	----

### C. Areas of concern-where the performance is below 80%

17	Habitations covered (Partially covered & Slipped back) - NRDWP	75
18	Coverage of water quality affected habitations - NRDWP	62
19	Houses constructed - EWS/LIG	49

**Table - A****Targets for 2011-2012 & April to August, 2011 and achievements during the period April to August, 2011****ALL INDIA PERFORMANCE**

Sl. No.	Item Description	Units	Targets		Achievements	% Achievements of Targets during April - August, 2011
			2011-2012	April - August, 2011	April - August, 2011	
1	Individual Swarozgaries Assisted - SGSY	Number	1,02,972	29,168	89,632	307
2	SHGs provided income generating activities	Number	1,87,821	53,191	53,650	101
3	Food Security: Targeted Public Distribution System (TPDS)	Tonnes	-	1,97,79,229	1,83,71,141	93
4	Food Security: Antodaya Anna Yojana (AAY)	Tonnes	-	42,67,780	42,20,313	99
5	Food Security: Targeted Public Distribution System (Only BPL)	Tonnes	-	72,64,720	77,35,830	106
6	Houses constructed - IAY	Number	27,26,702	6,26,188	5,95,393	95
7	Houses constructed - EWS/LIG	Number	4,00,000	1,66,655	81,001	49
8	Habitations covered (Partially covered & Slipped back) - NRDWP	Number	1,15,379	26,896	20,270	75
9	Coverage of water quality affected habitations - NRDWP	Number	29,790	6,935	4,289	62
10	SC Families Assisted	Number	47,74,200	19,89,201	20,96,185	105
11	ICDS Blocks Operational (Cum.)	Number	6,900	6,900	6,773	98
12	Anganwadis Functional (Cum.)	Number	13,09,298	13,09,298	12,63,128	96
13	Urban Poor Families Assisted under Seven Point Charter	Number	6,00,000	2,49,998	2,91,565	117
14	Area Covered under Plantation (Public and Forest Lands)	Hectares	17,45,580	7,27,309	8,79,653	121
15	Seedlings Planted (Public and Forest Lands)	Number	1,12,56,28,000	46,90,11,661	70,08,18,598	149
16	Road Constructed - PMGSY	Kilometer	33,000	8,801	11,360	129
17	Villages Electrified - RGGVY	Number	14,500	3,885	3,093	80
18	Pumps sets energized	Number	3,38,331	1,40,960	1,87,066	133
19	Electricity supplied	Million Units	-	3,74,569	3,52,195	94

**Table - B****STATE-WISE PERFORMANCE DURING APRIL- AUGUST, 2011 (PERCENT ACHIEVEMENT)**

Sl.No.	Description	ALL INDIA	AP	ARP	AS	BI	CHHA.	DELHI	GOA
1	Individual Swarozgaries Assisted - SGSY	307	63	90	111	31	249	NA	27
2	SHGs provided income generating activities	101	186	0	108	20	51	NA	26
3	Food security-Targeted Public Distribution system (APL+BPL+AAAY)	93	85	105	92	85	89	93	104
4	Food security-Targeted Public Distribution system (only AAAY)	99	103	97	99	98	94	65	102
5	Food Security - Targeted Public Distribution System (Only BPL)	106	105	103	99	99	99	99	100
6	Houses constructed - IAY	95	213	35	111	47	100	NA	202
7	Houses constructed - EWS/LIG	49	79	0	0	0	34	1	NA
8	Habitations covered (Partially covered & Slipped back) - NRDWP	75	71	14	58	64	168	NA	NA
9	Coverage of water quality affected habitations - NRDWP	62	22	NA	54	54	56	NA	NA
10	SC Families Assisted	105	314	NA	33	150	4	30	48
11	ICDS Blocks Operational (Cum.)	98	100	97	100	100	82	119	100
12	Anganwadis Functional (Cum.)	96	98	99	97	94	76	121	100
13	Urban Poor Families Assisted under Seven Point Charter	117	699	0	47	0	0	0	NA
14	Area Covered under Plantation ( Public and Forest Lands)	121	126	399	0	57	144	1,642	223
15	Seedlings Planted ( Public and Forest Lands)	149	210	459	0	57	0	2,118	443
16	Road Constructed- PMGSY	129	68	200	261	66	141	NA	NA
17	Villages Electrified - RGGVY	80	NA	62	145	206	31	NA	NA
18	Pumps sets energized	133	154	NA	NA	0	92	NA	195
19	Supply of Electricity	94	98	91	95	79	97	100	99

NA - Not Applicable

**Table - B(Contd.)**

**STATE-WISE PERFORMANCE DURING APRIL- AUGUST, 2011 (PERCENT ACHIEVEMENT)**

Sl.No.	Description	ALL						
		INDIA	GUJ	HRY	HP	J&K	JHAR.	KAR
1	Individual Swarozgaries Assisted - SGSY	307	784	110	333	760	247	280
2	SHGs provided income generating activities	101	304	90	119	45	154	53
3	Food security-Targeted Public Distribution system (APL+BPL+AAY)	93	66	94	99	102	81	95
4	Food security-Targeted Public Distribution system (only AAY)	99	102	98	99	103	100	100
5	Food Security - Targeted Public Distribution System (Only BPL)	106	101	117	99	101	98	98
6	Houses constructed - IAY	95	89	111	30	162	394	24
7	Houses constructed - EWS/LIG	49	49	509	NA	NA	163	135
8	Habitations covered (Partially covered & Slipped back) - NRDWP	75	117	78	130	0	29	75
9	Coverage of water quality affected habitations - NRDWP	62	54	40	NA	0	9	38
10	SC Families Assisted	105	151	83	79	17,309	108	79
11	ICDS Blocks Operational (Cum.)	98	100	102	100	100	100	100
12	Anganwadis Functional (Cum.)	96	100	107	100	103	100	100
13	Urban Poor Families Assisted under Seven Point Charter	117	177	6	NA	NA	83	85
14	Area Covered under Plantation ( Public and Forest Lands)	121	123	442	177	16	190	129
15	Seedlings Planted ( Public and Forest Lands)	149	273	539	177	16	154	182
16	Road Constructed- PMGSY	129	216	76	120	226	357	292
17	Villages Electrified - RGGVY	80	NA	NA	41	22	28	NA
18	Pumps sets energized	133	52	132	224	NA	11	270
19	Supply of Electricity	94	100	98	100	79	97	92

NA - Not Applicable

**Table - B(Contd.)**

**STATE-WISE PERFORMANCE DURING APRIL- AUGUST, 2011 (PERCENT ACHIEVEMENT)**

Sl.No.	Description	ALL							ORI
		INDIA	MP	MAH	MANI	MEGH	MIZ	NAGA	
1	Individual Swarozgaries Assisted - SGSY	307	792	146	0	21	223	0	3
2	SHGs provided income generating activities	101	131	73	15	110	145	0	12
3	Food security-Targeted Public Distribution system (APL+BPL+AAY)	93	130	85	121	105	92	112	98
4	Food security-Targeted Public Distribution system (only AAY)	99	123	93	171	102	92	108	98
5	Food Security - Targeted Public Distribution System (Only BPL)	106	180	100	168	105	93	110	100
6	Houses constructed - IAY	95	91	58	57	103	193	459	74
7	Houses constructed - EWS/LIG	49	13	50	NA	0	0	0	0
8	Habitations covered (Partially covered & Slipped back) - NRDWP	75	190	91	161	117	11	286	224
9	Coverage of water quality affected habitations - NRDWP	62	156	93	0	50	NA	0	126
10	SC Families Assisted	105	21	93	0	NA	NA	NA	4
11	ICDS Blocks Operational (Cum.)	98	100	100	100	100	100	100	98
12	Anganwadis Functional (Cum.)	96	93	88	92	100	100	100	96
13	Urban Poor Families Assisted under Seven Point Charter	117	24	73	NA	3	0	0	1
14	Area Covered under Plantation ( Public and Forest Lands)	121	118	82	342	238	208	0	84
15	Seedlings Planted ( Public and Forest Lands)	149	118	124	248	322	70	0	61
16	Road Constructed- PMGSY	129	76	287	548	46	204	19	209
17	Villages Electrified - RGGVY	80	91	NA	23	4	127	160	43
18	Pumps sets energized	133	872	NA	NA	NA	NA	NA	231
19	Supply of Electricity	94	87	86	90	76	88	89	100

NA - Not Applicable

**Table - B(Contd.)**

**STATE-WISE PERFORMANCE DURING APRIL- AUGUST, 2011 (PERCENT ACHIEVEMENT)**

		ALL							
Sl.No.	Description	INDIA	PUDU	PUN	RAJ	SIK	TN	TRI	UTTA.
1	Individual Swarozgaries Assisted - SGSY	307	79	451	302	203	314	0	199
2	SHGs provided income generating activities	101	182	47	27	43	226	172	133
3	Food security-Targeted Public Distribution system (APL+BPL+AAY)	93	72	78	99	108	101	91	97
4	Food security-Targeted Public Distribution system (only AAY)	99	93	71	99	111	102	100	84
5	Food Security - Targeted Public Distribution System (Only BPL)	106	92	94	102	121	101	110	100
6	Houses constructed - IAY	95	2	99	129	42	29	53	102
7	Houses constructed - EWS/LIG	49	0	0	120	NA	13	46	0
8	Habitations covered (Partially covered & Slipped back) - NRDWP	75	NA	61	127	37	3	NA	93
9	Coverage of water quality affected habitations - NRDWP	62	NA	50	119	NA	0	92	NA
10	SC Families Assisted	105	30	56	78	82	100	12	93
11	ICDS Blocks Operational (Cum.)	98	100	100	100	100	100	100	100
12	Anganwadis Functional (Cum.)	96	100	100	98	100	100	100	85
13	Urban Poor Families Assisted under Seven Point Charter	117	851	10	14	NA	52	200	0
14	Area Covered under Plantation ( Public and Forest Lands)	121	47	132	229	262	18	226	215
15	Seedlings Planted ( Public and Forest Lands)	149	45	154	193	274	8	204	365
16	Road Constructed- PMGSY	129	NA	33	50	56	182	24	193
17	Villages Electrified - RGGVY	80	NA	NA	56	NA	NA	177	NA
18	Pumps sets energized	133	80	41	38	NA	111	NA	308
19	Supply of Electricity	94	99	98	99	99	94	94	97

NA - Not Applicable

**Table - B(Contd.)**

**STATE-WISE PERFORMANCE DURING APRIL- AUGUST, 2011 (PERCENT ACHIEVEMENT)**

Sl.No.	Description	ALL INDIA	UP	WB	A&N	CHND.	D&N	D&D	LAKSH
1	Individual Swarozgaries Assisted - SGSY	307	509	778	5,550	NA	0	300	3,167
2	SHGs provided income generating activities	101	87	219	640	NA	0	0	0
3	Food security-Targeted Public Distribution system (APL+BPL+AAY)	93	93	88	43	84	94	94	0
4	Food security-Targeted Public Distribution system (only AAY)	99	100	76	31	19	100	78	0
5	Food Security - Targeted Public Distribution System (Only BPL)	106	109	94	81	86	107	241	0
6	Houses constructed - IAY	95	73	144	56	NA	234	76	54
7	Houses constructed - EWS/LIG	49	9	38	NA	0	NA	NA	NA
8	Habitations covered (Partially covered & Slipped back) - NRDWP	75	4	68	NA	NA	NA	NA	NA
9	Coverage of water quality affected habitations - NRDWP	62	32	10	NA	NA	NA	NA	NA
10	SC Families Assisted	105	64	21	NA	111	NA	NA	NA
11	ICDS Blocks Operational (Cum.)	98	100	81	100	100	100	100	100
12	Anganwadis Functional (Cum.)	96	100	98	99	92	82	93	100
13	Urban Poor Families Assisted under Seven Point Charter	117	2	28	NA	0	NA	NA	NA
14	Area Covered under Plantation ( Public and Forest Lands)	121	184	0	79	229	261	9	100
15	Seedlings Planted ( Public and Forest Lands)	149	218	132	72	194	557	39	174
16	Road Constructed- PMGSY	129	32	83	NA	NA	NA	NA	NA
17	Villages Electrified - RGGVY	80	NA	NA	NA	NA	NA	NA	NA
18	Pumps sets energized	133	95	169	NA	NA	NA	0	NA
19	Supply of Electricity	94	91	100	75	100	99	90	100

NA - Not Applicable

## **Table - C**

Items in which the States/UTs performance is Very Good (90% and above),  
Good (80% to 90%) and Poor (below 80%) during the period  
April to August, 2011

### **1. ANDHRA PRADESH**

#### **Very Good**

SHGs provided income generating activities, Food Security:Antodaya Anna Yojana(AAY), Food Security:Targeted Public Distribution System (Only BPL), Houses constructed - IAY, SC Families Assisted, ICDS Blocks Operational (Cum.), Anganwadis Functional (Cum.), Urban Poor Families Assisted under Seven Point Charter, Area Covered under Plantation (Public and Forest Lands), Seedlings Planted (Public and Forest Lands), Pumps sets energized, Electricity supplied

#### **Good**

Food Security:Targeted Public Distribution System(TPDS)

#### **Poor**

Individual Swarozgaries Assisted - SGSY, Houses constructed - EWS/LIG, Habitations covered (Partially covered & Slipped back) - NRDWP, Coverage of water quality affected habitations - NRDWP, Road Constructed- PMGSY

### **2. ARUNACHAL PRADESH**

#### **Very Good**

Individual Swarozgaries Assisted - SGSY, Food Security:Targeted Public Distribution System(TPDS), Food Security:Antodaya Anna Yojana(AAY), Food Security:Targeted Public Distribution System (Only BPL), ICDS Blocks Operational (Cum.), Anganwadis Functional (Cum.), Area Covered under Plantation (Public and Forest Lands), Seedlings Planted (Public and Forest Lands), Road Constructed- PMGSY, Electricity supplied

#### **Poor**

SHGs provided income generating activities, Houses constructed - IAY, Houses constructed - EWS/LIG, Habitations covered (Partially covered & Slipped back) - NRDWP, Urban Poor Families Assisted under Seven Point Charter, Villages Electrified - RGGVY

### **3. ASSAM**

#### **Very Good**

Individual Swarozgaries Assisted - SGSY, SHGs provided income generating activities, Food Security:Targeted Public Distribution System(TPDS), Food Security:Antodaya Anna Yojana(AAY), Food Security:Targeted Public Distribution System (Only BPL), Houses constructed - IAY, ICDS Blocks Operational (Cum.), Anganwadis Functional (Cum.), Road Constructed- PMGSY, Villages Electrified - RGGVY, Electricity supplied

#### **Poor**

Houses constructed - EWS/LIG, Habitations covered (Partially covered & Slipped back) - NRDWP, Coverage of water quality affected habitations - NRDWP, SC Families Assisted, Urban Poor Families Assisted under Seven Point Charter, Area Covered under Plantation (Public and Forest Lands), Seedlings Planted (Public and Forest Lands)

### **4. BIHAR**

#### **Very Good**

Food Security:Antodaya Anna Yojana(AAY), Food Security:Targeted Public Distribution System (Only BPL), SC Families Assisted, ICDS Blocks Operational (Cum.), Anganwadis Functional (Cum.), Villages Electrified - RGGVY

#### **Good**

Food Security:Targeted Public Distribution System(TPDS)

#### **Poor**

Individual Swarozgaries Assisted - SGSY, SHGs provided income generating activities, Houses constructed - IAY, Houses constructed - EWS/LIG, Habitations covered (Partially covered & Slipped back) - NRDWP, Coverage of water quality affected habitations - NRDWP, Urban Poor Families Assisted under Seven Point Charter, Area Covered under Plantation (Public and Forest Lands), Seedlings Planted (Public and Forest Lands), Road Constructed- PMGSY, Pumps sets energized, Electricity supplied



## **Table - C (Contd..)**

### **5. CHHATISGARH**

#### **Very Good**

Individual Swarozgaries Assisted - SGSY, Food Security:Antodaya Anna Yojana(AAY), Food Security:Targeted Public Distribution System (Only BPL), Houses constructed - IAY, Habitations covered (Partially covered & Slipped back) - NRDWP, Area Covered under Plantation ( Public and Forest Lands), Road Constructed- PMGSY, Pumps sets energized, Electricity supplied

#### **Good**

Food Security:Targeted Public Distribution System(TPDS), ICDS Blocks Operational (Cum.)

#### **Poor**

SHGs provided income generating activities, Houses constructed - EWS/LIG, Coverage of water quality affected habitations - NRDWP, SC Families Assisted, Anganwadis Functional (Cum.), Urban Poor Families Assisted under Seven Point Charter, Seedlings Planted ( Public and Forest Lands), Villages Electrified - RGGVY

### **6. DELHI**

#### **Very Good**

Food Security:Targeted Public Distribution System(TPDS), Food Security:Targeted Public Distribution System (Only BPL), ICDS Blocks Operational (Cum.), Anganwadis Functional (Cum.), Area Covered under Plantation ( Public and Forest Lands), Seedlings Planted ( Public and Forest Lands), Electricity supplied

#### **Poor**

Food Security:Antodaya Anna Yojana(AAY), Houses constructed - EWS/LIG, SC Families Assisted, Urban Poor Families Assisted under Seven Point Charter

### **7. GOA**

#### **Very Good**

Food Security:Targeted Public Distribution System(TPDS), Food Security:Antodaya Anna Yojana(AAY), Food Security:Targeted Public Distribution System (Only BPL), Houses constructed - IAY, ICDS Blocks Operational (Cum.), Anganwadis Functional (Cum.), Area Covered under Plantation ( Public and Forest Lands), Seedlings Planted ( Public and Forest Lands), Pumps sets energized, Electricity supplied

#### **Poor**

Individual Swarozgaries Assisted - SGSY, SHGs provided income generating activities, SC Families Assisted

### **8. GUJARAT**

#### **Very Good**

Individual Swarozgaries Assisted - SGSY, SHGs provided income generating activities, Food Security:Antodaya Anna Yojana(AAY), Food Security:Targeted Public Distribution System (Only BPL), Habitations covered (Partially covered & Slipped back) - NRDWP, SC Families Assisted, ICDS Blocks Operational (Cum.), Anganwadis Functional (Cum.), Urban Poor Families Assisted under Seven Point Charter, Area Covered under Plantation ( Public and Forest Lands), Seedlings Planted ( Public and Forest Lands), Road Constructed- PMGSY, Electricity supplied

#### **Good**

Houses constructed - IAY

#### **Poor**

Food Security:Targeted Public Distribution System(TPDS), Houses constructed - EWS/LIG, Coverage of water quality affected habitations - NRDWP, Pumps sets energized

## **Table - C (Contd..)**

### **9. HARYANA**

#### **Very Good**

Individual Swarozgaries Assisted - SGSY, SHGs provided income generating activities, Food Security:Targeted Public Distribution System(TPDS), Food Security:Antodaya Anna Yojana(AAY), Food Security:Targeted Public Distribution System (Only BPL), Houses constructed - IAY, Houses constructed - EWS/LIG, ICDS Blocks Operational (Cum.), Anganwadis Functional (Cum.), Area Covered under Plantation ( Public and Forest Lands), Seedlings Planted ( Public and Forest Lands), Pumps sets energized, Electricity supplied

#### **Good**

SC Families Assisted

#### **Poor**

Habitations covered (Partially covered & Slipped back) - NRDWP, Coverage of water quality affected habitations - NRDWP, Urban Poor Families Assisted under Seven Point Charter, Road Constructed- PMGSY

### **10. HIMACHAL PRADESH**

#### **Very Good**

Individual Swarozgaries Assisted - SGSY, SHGs provided income generating activities, Food Security:Targeted Public Distribution System(TPDS), Food Security:Antodaya Anna Yojana(AAY), Food Security:Targeted Public Distribution System (Only BPL), Habitations covered (Partially covered & Slipped back) - NRDWP, ICDS Blocks Operational (Cum.), Anganwadis Functional (Cum.), Area Covered under Plantation ( Public and Forest Lands), Seedlings Planted ( Public and Forest Lands), Road Constructed- PMGSY, Pumps sets energized, Electricity supplied

#### **Poor**

Houses constructed - IAY, SC Families Assisted, Villages Electrified - RGGVY

### **11. JAMMU AND KASHMIR**

#### **Very Good**

Individual Swarozgaries Assisted - SGSY, Food Security:Targeted Public Distribution System(TPDS), Food Security:Antodaya Anna Yojana(AAY), Food Security:Targeted Public Distribution System (Only BPL), Houses constructed - IAY, SC Families Assisted, ICDS Blocks Operational (Cum.), Anganwadis Functional (Cum.), Road Constructed- PMGSY

#### **Poor**

SHGs provided income generating activities, Habitations covered (Partially covered & Slipped back) - NRDWP, Coverage of water quality affected habitations - NRDWP, Area Covered under Plantation ( Public and Forest Lands), Seedlings Planted ( Public and Forest Lands), Villages Electrified - RGGVY, Electricity supplied

### **12. JHARKHAND**

#### **Very Good**

Individual Swarozgaries Assisted - SGSY, SHGs provided income generating activities, Food Security:Antodaya Anna Yojana(AAY), Food Security:Targeted Public Distribution System (Only BPL), Houses constructed - IAY, Houses constructed - EWS/LIG, SC Families Assisted, ICDS Blocks Operational (Cum.), Anganwadis Functional (Cum.), Area Covered under Plantation ( Public and Forest Lands), Seedlings Planted ( Public and Forest Lands), Road Constructed- PMGSY, Electricity supplied

#### **Good**

Food Security:Targeted Public Distribution System(TPDS), Urban Poor Families Assisted under Seven Point Charter

#### **Poor**

Habitations covered (Partially covered & Slipped back) - NRDWP, Coverage of water quality affected habitations - NRDWP, Villages Electrified - RGGVY, Pumps sets energized

## **Table - C (Contd..)**

### **13. KARNATAKA**

#### **Very Good**

Individual Swarozgaries Assisted - SGSY, Food Security:Targeted Public Distribution System(TPDS), Food Security:Antodaya Anna Yojana(AAY), Food Security:Targeted Public Distribution System (Only BPL), Houses constructed - EWS/LIG, ICDS Blocks Operational (Cum.), Anganwadis Functional (Cum.), Area Covered under Plantation ( Public and Forest Lands), Seedlings Planted ( Public and Forest Lands), Road Constructed- PMGSY, Pumps sets energized, Electricity supplied

#### **Good**

Urban Poor Families Assisted under Seven Point Charter

#### **Poor**

SHGs provided income generating activities, Houses constructed - IAY, Habitations covered (Partially covered & Slipped back) - NRDWP, Coverage of water quality affected habitations - NRDWP, SC Families Assisted

### **14. KERALA**

#### **Very Good**

Individual Swarozgaries Assisted - SGSY, Food Security:Targeted Public Distribution System(TPDS), Food Security:Antodaya Anna Yojana(AAY), Food Security:Targeted Public Distribution System (Only BPL), Houses constructed - IAY, ICDS Blocks Operational (Cum.), Anganwadis Functional (Cum.), Seedlings Planted ( Public and Forest Lands), Electricity supplied

#### **Good**

Area Covered under Plantation ( Public and Forest Lands), Road Constructed- PMGSY

#### **Poor**

SHGs provided income generating activities, Houses constructed - EWS/LIG, Habitations covered (Partially covered & Slipped back) - NRDWP, Coverage of water quality affected habitations - NRDWP, SC Families Assisted, Urban Poor Families Assisted under Seven Point Charter, Pumps sets energized

### **15. MADHYA PRADESH**

#### **Very Good**

Individual Swarozgaries Assisted - SGSY, SHGs provided income generating activities, Food Security:Targeted Public Distribution System(TPDS), Food Security:Antodaya Anna Yojana(AAY), Food Security:Targeted Public Distribution System (Only BPL), Houses constructed - IAY, Habitations covered (Partially covered & Slipped back) - NRDWP, Coverage of water quality affected habitations - NRDWP, ICDS Blocks Operational (Cum.), Anganwadis Functional (Cum.), Area Covered under Plantation ( Public and Forest Lands), Seedlings Planted ( Public and Forest Lands), Villages Electrified - RGGVY, Pumps sets energized

#### **Good**

Electricity supplied

#### **Poor**

Houses constructed - EWS/LIG, SC Families Assisted, Urban Poor Families Assisted under Seven Point Charter, Road Constructed- PMGSY

### **16. MAHARASHTRA**

#### **Very Good**

Individual Swarozgaries Assisted - SGSY, Food Security:Antodaya Anna Yojana(AAY), Food Security:Targeted Public Distribution System (Only BPL), Habitations covered (Partially covered & Slipped back) - NRDWP, Coverage of water quality affected habitations - NRDWP, SC Families Assisted, ICDS Blocks Operational (Cum.), Seedlings Planted ( Public and Forest Lands), Road Constructed- PMGSY

#### **Good**

Food Security:Targeted Public Distribution System(TPDS), Anganwadis Functional (Cum.), Area Covered under Plantation ( Public and Forest Lands), Electricity supplied

#### **Poor**

SHGs provided income generating activities, Houses constructed - IAY, Houses constructed - EWS/LIG, Urban Poor Families Assisted under Seven Point Charter

## **Table - C (Contd..)**

### **17. MANIPUR**

#### **Very Good**

Food Security:Targeted Public Distribution System(TPDS), Food Security:Antodaya Anna Yojana(AAY), Food Security:Targeted Public Distribution System (Only BPL), Habitations covered (Partially covered & Slipped back) - NRDWP, ICDS Blocks Operational (Cum.), Anganwadis Functional (Cum.), Area Covered under Plantation ( Public and Forest Lands), Seedlings Planted ( Public and Forest Lands), Road Constructed- PMGSY, Electricity supplied

#### **Poor**

Individual Swarozgaries Assisted - SGSY, SHGs provided income generating activities, Houses constructed - IAY, Coverage of water quality affected habitations - NRDWP, SC Families Assisted, Villages Electrified - RGGVY

### **18. MEGHALAYA**

#### **Very Good**

SHGs provided income generating activities, Food Security:Targeted Public Distribution System(TPDS), Food Security:Antodaya Anna Yojana(AAY), Food Security:Targeted Public Distribution System (Only BPL), Houses constructed - IAY, Habitations covered (Partially covered & Slipped back) - NRDWP, ICDS Blocks Operational (Cum.), Anganwadis Functional (Cum.), Area Covered under Plantation ( Public and Forest Lands), Seedlings Planted ( Public and Forest Lands)

#### **Poor**

Individual Swarozgaries Assisted - SGSY, Houses constructed - EWS/LIG, Coverage of water quality affected habitations - NRDWP, Urban Poor Families Assisted under Seven Point Charter, Road Constructed- PMGSY, Villages Electrified - RGGVY, Electricity supplied

### **19. MIZORAM**

#### **Very Good**

Individual Swarozgaries Assisted - SGSY, SHGs provided income generating activities, Food Security:Targeted Public Distribution System(TPDS), Food Security:Antodaya Anna Yojana(AAY), Food Security:Targeted Public Distribution System (Only BPL), Houses constructed - IAY, ICDS Blocks Operational (Cum.), Anganwadis Functional (Cum.), Area Covered under Plantation ( Public and Forest Lands), Road Constructed- PMGSY, Villages Electrified - RGGVY

#### **Good**

Electricity supplied

#### **Poor**

Houses constructed - EWS/LIG, Habitations covered (Partially covered & Slipped back) - NRDWP, Urban Poor Families Assisted under Seven Point Charter, Seedlings Planted ( Public and Forest Lands)

### **20. NAGALAND**

#### **Very Good**

Food Security:Targeted Public Distribution System(TPDS), Food Security:Antodaya Anna Yojana(AAY), Food Security:Targeted Public Distribution System (Only BPL), Houses constructed - IAY, Habitations covered (Partially covered & Slipped back) - NRDWP, ICDS Blocks Operational (Cum.), Anganwadis Functional (Cum.), Villages Electrified - RGGVY

#### **Good**

Electricity supplied

#### **Poor**

Individual Swarozgaries Assisted - SGSY, SHGs provided income generating activities, Houses constructed - EWS/LIG, Coverage of water quality affected habitations - NRDWP, Urban Poor Families Assisted under Seven Point Charter, Area Covered under Plantation ( Public and Forest Lands), Seedlings Planted ( Public and Forest Lands), Road Constructed- PMGSY

## **Table - C (Contd..)**

### **21. ORISSA**

#### **Very Good**

Food Security:Targeted Public Distribution System(TPDS), Food Security:Antodaya Anna Yojana(AAY), Food Security:Targeted Public Distribution System (Only BPL), Habitations covered (Partially covered & Slipped back) - NRDWP, Coverage of water quality affected habitations - NRDWP, ICDS Blocks Operational (Cum.), Anganwadis Functional (Cum.), Road Constructed- PMGSY, Pumps sets energized, Electricity supplied

#### **Good**

Area Covered under Plantation ( Public and Forest Lands)

#### **Poor**

Individual Swarozgaries Assisted - SGSY, SHGs provided income generating activities, Houses constructed - IAY, Houses constructed - EWS/LIG, SC Families Assisted, Urban Poor Families Assisted under Seven Point Charter, Seedlings Planted ( Public and Forest Lands), Villages Electrified - RGGVY

### **22. PUDUCHERRY**

#### **Very Good**

SHGs provided income generating activities, Food Security:Antodaya Anna Yojana(AAY), Food Security:Targeted Public Distribution System (Only BPL), ICDS Blocks Operational (Cum.), Anganwadis Functional (Cum.), Urban Poor Families Assisted under Seven Point Charter, Electricity supplied

#### **Good**

Pumps sets energized

#### **Poor**

Individual Swarozgaries Assisted - SGSY, Food Security:Targeted Public Distribution System(TPDS), Houses constructed - IAY, Houses constructed - EWS/LIG, SC Families Assisted, Area Covered under Plantation ( Public and Forest Lands), Seedlings Planted ( Public and Forest Lands)

### **23. PUNJAB**

#### **Very Good**

Individual Swarozgaries Assisted - SGSY, Food Security:Targeted Public Distribution System (Only BPL), Houses constructed - IAY, ICDS Blocks Operational (Cum.), Anganwadis Functional (Cum.), Area Covered under Plantation ( Public and Forest Lands), Seedlings Planted ( Public and Forest Lands), Electricity supplied

#### **Poor**

SHGs provided income generating activities, Food Security:Targeted Public Distribution System(TPDS), Food Security:Antodaya Anna Yojana(AAY), Houses constructed - EWS/LIG, Habitations covered (Partially covered & Slipped back) - NRDWP, Coverage of water quality affected habitations - NRDWP, SC Families Assisted, Urban Poor Families Assisted under Seven Point Charter, Road Constructed- PMGSY, Pumps sets energized

### **24. RAJASTHAN**

#### **Very Good**

Individual Swarozgaries Assisted - SGSY, Food Security:Targeted Public Distribution System(TPDS), Food Security:Antodaya Anna Yojana(AAY), Food Security:Targeted Public Distribution System (Only BPL), Houses constructed - IAY, Houses constructed - EWS/LIG, Habitations covered (Partially covered & Slipped back) - NRDWP, Coverage of water quality affected habitations - NRDWP, ICDS Blocks Operational (Cum.), Anganwadis Functional (Cum.), Area Covered under Plantation ( Public and Forest Lands), Seedlings Planted ( Public and Forest Lands), Electricity supplied

#### **Poor**

SHGs provided income generating activities, SC Families Assisted, Urban Poor Families Assisted under Seven Point Charter, Road Constructed- PMGSY, Villages Electrified - RGGVY, Pumps sets energized

## **Table - C (Contd..)**

### **25. SIKKIM**

#### **Very Good**

Individual Swarozgaries Assisted - SGSY, Food Security:Targeted Public Distribution System(TPDS), Food Security:Antodaya Anna Yojana(AAY), Food Security:Targeted Public Distribution System (Only BPL), ICDS Blocks Operational (Cum.), Anganwadis Functional (Cum.), Area Covered under Plantation ( Public and Forest Lands), Seedlings Planted ( Public and Forest Lands), Electricity supplied

#### **Good**

SC Families Assisted

#### **Poor**

SHGs provided income generating activities, Houses constructed - IAY, Habitations covered (Partially covered & Slipped back) - NRDWP, Road Constructed- PMGSY

### **26. TAMIL NADU**

#### **Very Good**

Individual Swarozgaries Assisted - SGSY, SHGs provided income generating activities, Food Security:Targeted Public Distribution System(TPDS), Food Security:Antodaya Anna Yojana(AAY), Food Security:Targeted Public Distribution System (Only BPL), SC Families Assisted, ICDS Blocks Operational (Cum.), Anganwadis Functional (Cum.), Road Constructed- PMGSY, Pumps sets energized, Electricity supplied

#### **Poor**

Houses constructed - IAY, Houses constructed - EWS/LIG, Habitations covered (Partially covered & Slipped back) - NRDWP, Coverage of water quality affected habitations - NRDWP, Urban Poor Families Assisted under Seven Point Charter, Area Covered under Plantation ( Public and Forest Lands), Seedlings Planted ( Public and Forest Lands)

### **27. TRIPURA**

#### **Very Good**

SHGs provided income generating activities, Food Security:Targeted Public Distribution System(TPDS), Food Security:Antodaya Anna Yojana(AAY), Food Security:Targeted Public Distribution System (Only BPL), Coverage of water quality affected habitations - NRDWP, ICDS Blocks Operational (Cum.), Anganwadis Functional (Cum.), Urban Poor Families Assisted under Seven Point Charter, Area Covered under Plantation ( Public and Forest Lands), Seedlings Planted ( Public and Forest Lands), Villages Electrified - RGGVY, Electricity supplied

#### **Poor**

Individual Swarozgaries Assisted - SGSY, Houses constructed - IAY, Houses constructed - EWS/LIG, SC Families Assisted, Road Constructed- PMGSY

### **28. UTTARAKHAND**

#### **Very Good**

Individual Swarozgaries Assisted - SGSY, SHGs provided income generating activities, Food Security:Targeted Public Distribution System(TPDS), Food Security:Targeted Public Distribution System (Only BPL), Houses constructed - IAY, Habitations covered (Partially covered & Slipped back) - NRDWP, SC Families Assisted, ICDS Blocks Operational (Cum.), Area Covered under Plantation ( Public and Forest Lands), Seedlings Planted ( Public and Forest Lands), Road Constructed- PMGSY, Pumps sets energized, Electricity supplied

#### **Good**

Food Security:Antodaya Anna Yojana(AAY), Anganwadis Functional (Cum.)

#### **Poor**

Houses constructed - EWS/LIG, Urban Poor Families Assisted under Seven Point Charter

## **Table - C (Contd..)**

### **29. UTTAR PRADESH**

#### **Very Good**

Individual Swarozgaries Assisted - SGSY, Food Security:Targeted Public Distribution System(TPDS), Food Security:Antodaya Anna Yojana(AAY), Food Security:Targeted Public Distribution System (Only BPL), ICDS Blocks Operational (Cum.), Anganwadis Functional (Cum.), Area Covered under Plantation ( Public and Forest Lands), Seedlings Planted ( Public and Forest Lands), Pumps sets energized, Electricity supplied

#### **Good**

SHGs provided income generating activities

#### **Poor**

Houses constructed - IAY, Houses constructed - EWS/LIG, Habitations covered (Partially covered & Slipped back) - NRDWP, Coverage of water quality affected habitations - NRDWP, SC Families Assisted, Urban Poor Families Assisted under Seven Point Charter, Road Constructed- PMGSY

### **30. WEST BENGAL**

#### **Very Good**

Individual Swarozgaries Assisted - SGSY, SHGs provided income generating activities, Food Security:Targeted Public Distribution System (Only BPL), Houses constructed - IAY, Anganwadis Functional (Cum.), Seedlings Planted ( Public and Forest Lands), Pumps sets energized, Electricity supplied

#### **Good**

Food Security:Targeted Public Distribution System(TPDS), ICDS Blocks Operational (Cum.), Road Constructed- PMGSY

#### **Poor**

Food Security:Antodaya Anna Yojana(AAY), Houses constructed - EWS/LIG, Habitations covered (Partially covered & Slipped back) - NRDWP, Coverage of water quality affected habitations - NRDWP, SC Families Assisted, Urban Poor Families Assisted under Seven Point Charter, Area Covered under Plantation ( Public and Forest Lands)

### **31. ANDAMAN AND NICOBAR ISLANDS**

#### **Very Good**

Individual Swarozgaries Assisted - SGSY, SHGs provided income generating activities, ICDS Blocks Operational (Cum.), Anganwadis Functional (Cum.)

#### **Good**

Food Security:Targeted Public Distribution System (Only BPL)

#### **Poor**

Food Security:Targeted Public Distribution System(TPDS), Food Security:Antodaya Anna Yojana(AAY), Houses constructed - IAY, Area Covered under Plantation ( Public and Forest Lands), Seedlings Planted ( Public and Forest Lands), Electricity supplied

### **32. CHANDIGARH**

#### **Very Good**

SC Families Assisted, ICDS Blocks Operational (Cum.), Anganwadis Functional (Cum.), Area Covered under Plantation ( Public and Forest Lands), Seedlings Planted ( Public and Forest Lands), Electricity supplied

#### **Good**

Food Security:Targeted Public Distribution System(TPDS), Food Security:Targeted Public Distribution System (Only BPL)

#### **Poor**

Food Security:Antodaya Anna Yojana(AAY), Houses constructed - EWS/LIG, Urban Poor Families Assisted under Seven Point Charter

## **Table - C (Contd..)**

### **33. DADRA AND NAGAR HAVELI**

#### **Very Good**

Food Security:Targeted Public Distribution System(TPDS), Food Security:Antodaya Anna Yojana(AAY), Food Security:Targeted Public Distribution System (Only BPL), Houses constructed - IAY, ICDS Blocks Operational (Cum.), Area Covered under Plantation ( Public and Forest Lands), Seedlings Planted ( Public and Forest Lands), Electricity supplied

#### **Good**

Anganwadis Functional (Cum.)

#### **Poor**

Individual Swarozgaries Assisted - SGSY, SHGs provided income generating activities

### **34. DAMAN AND DIU**

#### **Very Good**

Individual Swarozgaries Assisted - SGSY, Food Security:Targeted Public Distribution System(TPDS), Food Security:Targeted Public Distribution System (Only BPL), ICDS Blocks Operational (Cum.), Anganwadis Functional (Cum.), Electricity supplied

#### **Poor**

SHGs provided income generating activities, Food Security:Antodaya Anna Yojana(AAY), Houses constructed - IAY, Area Covered under Plantation ( Public and Forest Lands), Seedlings Planted ( Public and Forest Lands), Pumps sets energized

### **35. LAKSHADWEEP**

#### **Very Good**

Individual Swarozgaries Assisted - SGSY, ICDS Blocks Operational (Cum.), Anganwadis Functional (Cum.), Area Covered under Plantation ( Public and Forest Lands), Seedlings Planted ( Public and Forest Lands), Electricity supplied

#### **Poor**

SHGs provided income generating activities, Food Security:Targeted Public Distribution System(TPDS), Food Security:Antodaya Anna Yojana(AAY), Food Security:Targeted Public Distribution System (Only BPL), Houses constructed - IAY



**PART - II**

**TWENTY POINT PROGRAMME - 2006**

**ITEM-WISE PERFORMANCE TABLES**

Table - 1

## Employment generation under the MGNREG Scheme

Sl. No.		No. of job cards issued (Number) April,2011- August,2011	Employment generated (Number) April,2011- August,2011	Wages given (Rupees) April,2011- August,2011
(1)	(2)	(3)	(4)	(5)
1	ANDHRA PRADESH	1,26,413	16,04,47,053	16,53,24,00,000
2	ARUNACHAL PRADESH	105*	0	0
3	ASSAM	79610*	1,09,16,000	1,41,91,33,000
4	BIHAR	94,022	2,44,000	2,12,24,000
5	CHHATISGARH	89,799	5,97,73,000	7,56,67,18,000
6	DELHI	0	0	0
7	GOA	3,491	1,49,651	2,34,61,000
8	GUJARAT	45,218	1,31,25,000	1,39,23,75,000
9	HARYANA	32,093	33,96,000	63,88,68,000
10	HIMACHAL PRADESH	34401*	74,32,000	99,52,37,000
11	JAMMU AND KASHMIR	78,606	75,93,000	1,05,12,14,000
12	JHARKHAND	48,897	2,56,04,372	3,14,23,52,740
13	KARNATAKA	0	65,35,000	2,18,52,93,000
14	KERALA	#5,10,740	80,74,755	1,45,86,01,000
15	MADHYA PRADESH	72,594	5,79,60,000	9,09,14,13,000
16	MAHARASHTRA	1,60,240*	96,51,994	1,76,51,14,000
17	MANIPUR	42832*	17,27,000	27,27,19,000
18	MEGHALAYA	45630*	36,97,000	40,62,53,000
19	MIZORAM	10232*	56,07,199	72,33,28,900
20	NAGALAND	30,000	46,38,693	1,48,22,19,000
21	ORISSA	37,959	1,45,69,000	1,81,85,44,000
22	PUDUCHERRY	57*	3,15,326	1,59,00,000
23	PUNJAB	32129*	28,16,000	36,46,42,000
24	RAJASTHAN	#91130	13,37,81,000	12,23,69,72,000
25	SIKKIM	981	10,43,862	10,34,41,660
26	TAMIL NADU	1,79,149	11,93,18,500	10,82,48,64,100
27	TRIPURA	4445*	79,02,381	93,17,42,000
28	UTTARAKHAND	14,340	77,71,200	93,25,46,000
29	UTTAR PRADESH	6,22,528	11,96,83,000	13,11,33,18,000
30	WEST BENGAL	94,741	2,54,81,000	3,60,63,31,000
31	ANDAMAN AND NICOBAR ISL	1,162	2,26,423	3,78,63,000
32	CHANDIGARH	0	0	0
33	DADRA AND NAGAR HAVELI	0	4,280	0
34	DAMAN AND DIU	0	0	0
35	LAKSHADWEEP	499	96,790	1,57,02,000
Grand Total		25,84,043	81,95,80,479	94,16,97,89,400

\*Note:-Some of States are reporting cumulative performanc since inception but now it has been reconciled with the performance figures supplied by the M/o Rural Development to set performance targets during April-August,2011

# Previous figure repeated due to wide variation reported by the state

\* Figure taken from Ministry of Rural Development

# Swaranjayanti Gram Swarojgar Yojana (SGSY)

## Individual Swarozgaries Assisted

% Achievement of Target  
During April-August, 2011

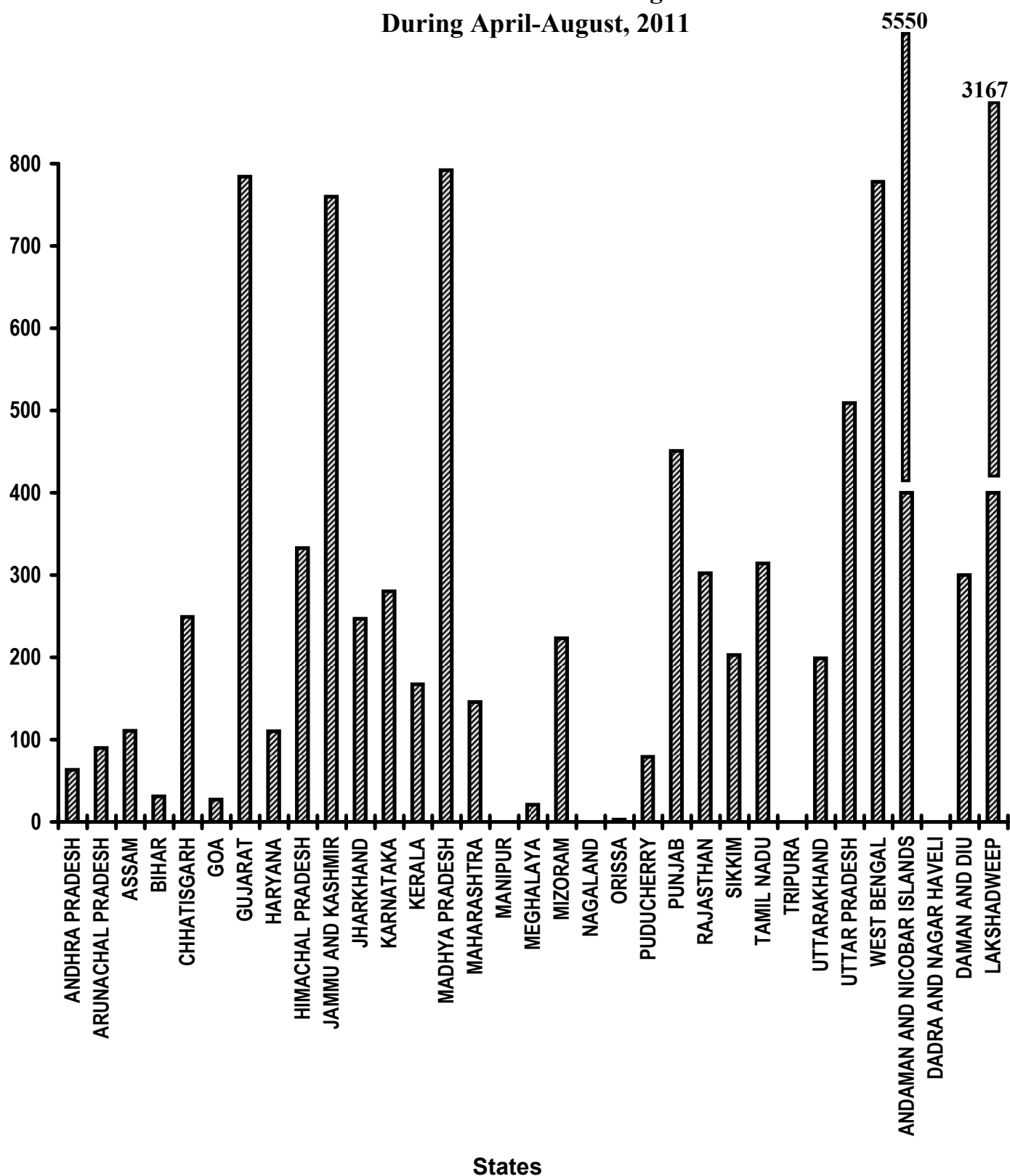


Table - 2(A)

**Swaranjayanti Gram Swarozgar Yojana**  
**Individual Swarozgaries Assisted**  
**(Unit: Number)**

Sl. No.	State/UT Name	Target		Achievement April,2011- August,2011	Percent Achievement April,2011- August,2011
		2011-2012	April,2011- August,2011		
(1)	(2)	(3)	(4)	(5)	(5)/(4)
1	ANDHRA PRADESH	5,496	1,557	987	63
2	ARUNACHAL PRADESH	271	77	69*	90
3	ASSAM	7,038	1,994	2,209	111
4	BIHAR	13,075	3,704	1156*	31
5	CHHATISGARH	2,905	822	2,044	249
6	GOA	82	22	6	27
7	GUJARAT	2,069	584	4,580	784
8	HARYANA	1,217	345	379	110
9	HIMACHAL PRADESH	513	146	486	333
10	JAMMU AND KASHMIR	634	180	1368*	760
11	JHARKHAND	4,930	1,397	3,452	247
12	KARNATAKA	4,151	1,176	3,287	280
13	KERALA	1,862	527	882	167
14	MADHYA PRADESH	6,222	1,763	13,964	792
15	MAHARASHTRA	8,205	2,324	3,400	146
16	MANIPUR	472	133	0	0
17	MEGHALAYA	529	148	31	21
18	MIZORAM	122	35	78	223
19	NAGALAND	363	102	0	0
20	ORISSA	6,287	1,782	58	3
21	PUDUCHERRY	99	28	22	79
22	PUNJAB	592	168	758	451
23	RAJASTHAN	3,152	893	2,696	302
24	SIKKIM	136	39	79	203
25	TAMIL NADU	4,860	1,377	4,326	314
26	TRIPURA	852	241	0	0
27	UTTARAKHAND	991	281	560	199
28	UTTAR PRADESH	18,824	5,334	27,131	509
29	WEST BENGAL	6,987	1,980	#15412	778
30	ANDAMAN AND NICOBAR ISI	9	2	111	5,550
31	DADRA AND NAGAR HAVELI	9	2	0	0
32	DAMAN AND DIU	9	2	6	300
33	LAKSHADWEEP	9	3	95	3,167
<b>Grand Total</b>		1,02,972	29,168	89,632	307

**Very Good:(90% or above of targets)**

ARUNACHAL PRADESH, ASSAM, CHHATISGARH, GUJARAT, HARYANA, HIMACHAL PRADESH, JAMMU AND KASHMIR, JHARKHAND, KARNATAKA, KERALA, MADHYA PRADESH, MAHARASHTRA, MIZORAM, PUNJAB, RAJASTHAN, SIKKIM, TAMIL NADU, UTTARAKHAND, UTTAR PRADESH, WEST BENGAL, ANDAMAN AND NICOBAR ISLANDS, DAMAN AND DIU, LAKSHADWEEP

**Poor:(Below 80% of targets)**

ANDHRA PRADESH, BIHAR, GOA, MANIPUR, MEGHALAYA, NAGALAND, ORISSA, PUDUCHERRY, TRIPURA, DADRA AND NAGAR HAVELI

\* Figures furnished by M/o Rural Development

# Previous month's figure repeated due to non -availability of data

Table 2(B)

## Swaranjayanti Gram Swarozgar Yojana

Sl. No.	State/UT Name	Individual SC Swarozgaries Assisted (Number) April,2011- August,2011	Individual ST Swarozgaries Assisted (Number) April,2011- August,2011	Individual Women Swarozgaries Assisted (Number) April,2011- August,2011	Individual Disabled Swarozgaries Assisted (Number) April,2011- August,2011
(1)	(2)	(3)	(4)	(5)	(6)
1	ANDHRA PRADESH	409	139	618	58
2	ARUNACHAL PRADESH	0	0	0	0
3	ASSAM	240	341	934	144
4	BIHAR	556	1	195	16
5	CHHATISGARH	290	961	216	15
6	GOA	1	1	4	0
7	GUJARAT	2,096	0	1,325	30
8	HARYANA	159	0	174	14
9	HIMACHAL PRADESH	209	43	96	10
10	JAMMU AND KASHMIR	84	117	258	5
11	JHARKHAND	531	1,989	576	4
12	KARNATAKA	1,009	206	2,869	62
13	KERALA	692	50	430	93
14	MADHYA PRADESH	5,201	6,497	10,841	564
15	MAHARASHTRA	922	783	809	187
16	MANIPUR	0	0	0	0
17	MEGHALAYA	0	31	12	20
18	MIZORAM	0	44	23	4
19	NAGALAND	0	750	527	40
20	ORISSA	0	8	1	0
21	PUDUCHERRY	0	0	0	0
22	PUNJAB	526	0	177	15
23	RAJASTHAN	494	1,441	795	44
24	SIKKIM	20	205	287	0
25	TAMIL NADU	1,955	148	2,849	2,006
26	TRIPURA	0	0	0	0
27	UTTARAKHAND	511	21	81	2
28	UTTAR PRADESH	13,797	35	7,714	358
29	WEST BENGAL	5,757	1,094	14,436	16
30	ANDAMAN AND NICOBAR ISI	0	8	19	0
31	DADRA AND NAGAR HAVELI	0	0	8	0
32	DAMAN AND DIU	0	3	0	0
33	LAKSHADWEEP	95	0	0	0
Grand Total		35,554	14,916	46,274	3,707

Table - 3(A)

**Self Help Groups (SHG)**  
**(Unit: Number)**

		Formed under SGSY (Number) April,2011- August,2011
Sl. No.	State/UT Name	
(1)	(2)	(3)
1	ANDHRA PRADESH	15245*
2	ARUNACHAL PRADESH	0
3	ASSAM	9,117
4	BIHAR	5,489
5	CHHATISGARH	1,184
6	DELHI	0
7	GOA	7
8	GUJARAT	2,658
9	HARYANA	978
10	HIMACHAL PRADESH	338
11	JAMMU AND KASHMIR	485
12	JHARKHAND	8,527
13	KARNATAKA	150
14	KERALA	788
15	MADHYA PRADESH	4,876
16	MAHARASHTRA	4,258
17	MANIPUR	67
18	MEGHALAYA	287
19	MIZORAM	78
20	NAGALAND	439
21	ORISSA	717
22	PUDUCHERRY	95
23	PUNJAB	340
24	RAJASTHAN	712
25	SIKKIM	45
26	TAMIL NADU	12,063
27	TRIPURA	202
28	UTTARAKHAND	1,722
29	UTTAR PRADESH	21,230
30	WEST BENGAL	8,592
31	ANDAMAN AND NICOBAR ISL	46
32	CHANDIGARH	0
33	DADRA AND NAGAR HAVELI	0
34	DAMAN AND DIU	0
35	LAKSHADWEEP	0
<b>Grand Total</b>		<b>1,00,735</b>

\* Figures furnished by M/o Rural Development

# Self Help Groups (SHG)

## To whom income generating activities provided

% Achievement of Target

During April-August, 2011

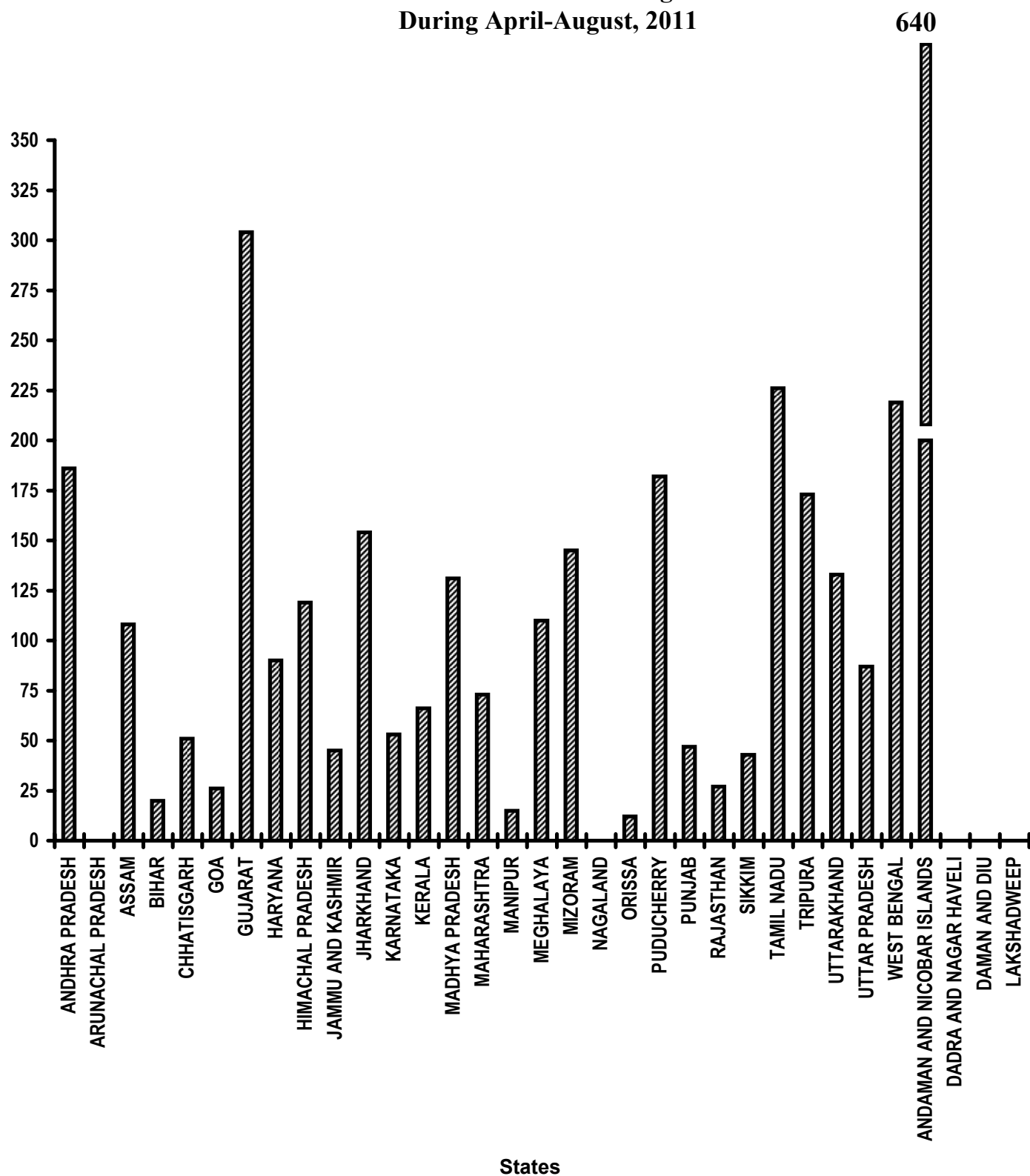


Table - 3(B)

**Self Help Groups (SHG)**  
**To whom income generating activities provided**  
**(Unit: Number)**

Sl. No.	State/UT Name	Target		Achievement April,2011-August,2011	Percent Achievement April,2011-August,2011
		2011-2012	April,2011-August,2011		
(1)	(2)	(3)	(4)	(5)	(5)/(4)
1	ANDHRA PRADESH	10,025	2,839	5,287	186
2	ARUNACHAL PRADESH	494	139	0	0
3	ASSAM	12,838	3,636	3,939	108
4	BIHAR	23,849	6,755	#1358	20
5	CHHATISGARH	5,298	1,500	761	51
6	GOA	155	43	11	26
7	GUJARAT	3,773	1,069	3,250	304
8	HARYANA	2,221	629	565	90
9	HIMACHAL PRADESH	935	264	315	119
10	JAMMU AND KASHMIR	1,157	327	146	45
11	JHARKHAND	8,992	2,547	3,921	154
12	KARNATAKA	7,571	2,145	1,132	53
13	KERALA	3,397	961	631	66
14	MADHYA PRADESH	11,349	3,214	4,196	131
15	MAHARASHTRA	14,965	4,239	3,077	73
16	MANIPUR	861	243	37	15
17	MEGHALAYA	964	272	300	110
18	MIZORAM	223	62	90	145
19	NAGALAND	661	187	0	0
20	ORISSA	11,467	3,247	389	12
21	PUDUCHERRY	180	51	93	182
22	PUNJAB	1,079	304	144	47
23	RAJASTHAN	5,749	1,627	434	27
24	SIKKIM	248	69	#30	43
25	TAMIL NADU	8,865	2,511	5,670	226
26	TRIPURA	1,554	440	759*	172
27	UTTARAKHAND	1,808	513	680	133
28	UTTAR PRADESH	34,336	9,728	8,487	87
29	WEST BENGAL	12,743	3,610	7,916	219
30	ANDAMAN AND NICOBAR ISL	16	5	32	640
31	DADRA AND NAGAR HAVELI	16	5	0	0
32	DAMAN AND DIU	16	5	0	0
33	LAKSHADWEEP	16	5	0	0
<b>Grand Total</b>		<b>1,87,821</b>	<b>53,191</b>	<b>53,650</b>	<b>101</b>

**Very Good:(90% or above of targets)**

ANDHRA PRADESH, ASSAM, GUJARAT, HARYANA, HIMACHAL PRADESH, JHARKHAND, MADHYA PRADESH, MEGHALAYA, MIZORAM, PUDUCHERRY, TAMIL NADU, TRIPURA, UTTARAKHAND, WEST BENGAL, ANDAMAN AND NICOBAR ISLANDS

**Good:(Between 80% to 90% targets)**

UTTAR PRADESH

**Poor:(Below 80% of targets)**

ARUNACHAL PRADESH, BIHAR, CHHATISGARH, GOA, JAMMU AND KASHMIR, KARNATAKA, KERALA, MAHARASHTRA, MANIPUR, NAGALAND, ORISSA, PUNJAB, RAJASTHAN, SIKKIM, DADRA AND NAGAR HAVELI, DAMAN AND DIU, LAKSHADWEEP

\* Figures furnished by M/o Rural Development

# Previous month's figure repeated due to non -availability of data



Table - 4(A)

**Distribution of waste land to the landless  
(Unit: Hectare)**

		<b>Total Land Distributed (Hectare) April,2011- August,2011</b>
<b>Sl. No.</b>	<b>State/UT Name</b>	
<b>(1)</b>	<b>(2)</b>	<b>(3)</b>
1	ANDHRA PRADESH	0
2	ARUNACHAL PRADESH	0
3	ASSAM	0
4	BIHAR	25
5	CHHATISGARH	0
6	DELHI	0
7	GOA	0
8	GUJARAT	0
9	HARYANA	0
10	JAMMU AND KASHMIR	0
11	JHARKHAND	273
12	KARNATAKA	0
13	KERALA	0
14	MADHYA PRADESH	0
15	MAHARASHTRA	0
16	MANIPUR	0
17	MEGHALAYA	0
18	MIZORAM	0
19	NAGALAND	0
20	ORISSA	64
21	PUDUCHERRY	0
22	PUNJAB	0
23	RAJASTHAN	0
24	SIKKIM	4
25	TAMIL NADU	0
26	TRIPURA	0
27	UTTARAKHAND	0
28	UTTAR PRADESH	1,461
29	WEST BENGAL	0
30	ANDAMAN AND NICOBAR ISL	0
31	CHANDIGARH	0
32	DADRA AND NAGAR HAVELI	0
33	DAMAN AND DIU	0
34	LAKSHADWEEP	0
<b>Grand Total</b>		<b>1,827</b>

Table - 4(B)

## Distribution of waste land to the landless

Sl. No.	State/UT Name	Land Distributed to SC (Hectare) April,2011- August,2011	Land Distributed to ST (Hectare) April,2011- August,2011	Land Distributed to Others (Hectare) April,2011- August,2011
		(3)	(4)	(5)
1	ANDHRA PRADESH	0	0	0
2	ARUNACHAL PRADESH	0	0	0
3	ASSAM	0	0	0
4	BIHAR	24	1	0
5	CHHATISGARH	0	0	0
6	DELHI	0	0	0
7	GOA	0	0	0
8	GUJARAT	0	0	0
9	HARYANA	0	0	0
10	JAMMU AND KASHMIR	0	0	0
11	JHARKHAND	22	18	22
12	KARNATAKA	0	0	0
13	KERALA	0	0	0
14	MADHYA PRADESH	0	0	0
15	MAHARASHTRA	0	0	0
16	MANIPUR	0	0	0
17	MEGHALAYA	0	0	0
18	MIZORAM	0	0	0
19	NAGALAND	0	0	0
20	ORISSA	16	17	30
21	PUDUCHERRY	0	0	0
22	PUNJAB	0	0	0
23	RAJASTHAN	0	0	0
24	SIKKIM	0	2	2
25	TAMIL NADU	0	0	0
26	TRIPURA	0	0	0
27	UTTARAKHAND	0	0	0
28	UTTAR PRADESH	1,314	0	147
29	WEST BENGAL	0	0	0
30	ANDAMAN AND NICOBAR ISL	0	0	0
31	CHANDIGARH	0	0	0
32	DADRA AND NAGAR HAVELI	0	0	0
33	DAMAN AND DIU	0	0	0
34	LAKSHADWEEP	0	0	0
Grand Total		1,376	38	201

Table - 5(A)

## Minimum Wages Enforcement (including Farm Labour)

Sl. No.	State/UT Name	Agriculture and Farm Workers: Inspections made (Number)	Agriculture and Farm Workers: Irregularities detected (Number)	Agriculture and Farm Workers: Irregularities rectified (Number)
		April,2011-August,2011	April,2011-August,2011	April,2011-August,2011
(1)	(2)	(3)	(4)	(5)
1	ANDHRA PRADESH	0	0	0
2	ARUNACHAL PRADESH	0	0	0
3	ASSAM	0	0	0
4	BIHAR	13,742	2,736	2,767
5	CHHATISGARH	0	0	0
6	DELHI	0	0	0
7	GOA	573	12	6
8	GUJARAT	39,242	2,640	2,569
9	HARYANA	0	0	0
10	HIMACHAL PRADESH	0	0	0
11	JAMMU AND KASHMIR	0	0	0
12	JHARKHAND	5,220	522	379
13	KARNATAKA	0	0	0
14	KERALA	0	0	27
15	MADHYA PRADESH	0	0	0
16	MAHARASHTRA	0	0	0
17	MANIPUR	265	12	6
18	MEGHALAYA	0	0	0
19	MIZORAM	0	0	0
20	NAGALAND	0	0	0
21	ORISSA	0	0	0
22	PUDUCHERRY	0	0	0
23	PUNJAB	0	0	0
24	RAJASTHAN	424	0	0
25	SIKKIM	0	0	0
26	TAMIL NADU	0	0	0
27	TRIPURA	0	0	0
28	UTTARAKHAND	0	0	0
29	UTTAR PRADESH	0	0	0
30	WEST BENGAL	0	0	0
31	ANDAMAN AND NICOBAR ISL	0	0	0
32	CHANDIGARH	0	0	0
33	DADRA AND NAGAR HAVELI	5	0	0
34	DAMAN AND DIU	0	0	0
35	LAKSHADWEEP	0	0	0
<b>Grand Total</b>		<b>59,471</b>	<b>5,922</b>	<b>5,754</b>

Table - 5(B)

**Minimum Wages Enforcement (including Farm Labour)**  
(Unit: Number)

Sl. No.		Agriculture and Farm Workers: Claims filed (Number) April,2011-August,2011	Agriculture and Farm Workers: Claims settled (Number) April,2011-August,2011
(1)	(2)	(3)	(4)
1	ANDHRA PRADESH	0	0
2	ARUNACHAL PRADESH	0	0
3	ASSAM	0	0
4	BIHAR	822	883
5	CHHATISGARH	0	0
6	DELHI	0	0
7	GOA	1	0
8	GUJARAT	0	0
9	HARYANA	0	0
10	HIMACHAL PRADESH	0	0
11	JAMMU AND KASHMIR	0	0
12	JHARKHAND	4,447	30
13	KARNATAKA	0	0
14	KERALA	0	0
15	MADHYA PRADESH	0	0
16	MAHARASHTRA	0	0
17	MANIPUR	0	0
18	MEGHALAYA	0	0
19	MIZORAM	0	0
20	NAGALAND	0	0
21	ORISSA	0	0
22	PUDUCHERRY	0	0
23	PUNJAB	0	0
24	RAJASTHAN	2	6
25	SIKKIM	0	0
26	TAMIL NADU	0	0
27	TRIPURA	0	0
28	UTTARAKHAND	0	0
29	UTTAR PRADESH	0	0
30	WEST BENGAL	0	0
31	ANDAMAN AND NICOBAR ISL	0	0
32	CHANDIGARH	0	0
33	DADRA AND NAGAR HAVELI	1	0
34	DAMAN AND DIU	0	0
35	LAKSHADWEEP	0	0
<b>Grand Total</b>		<b>5,273</b>	<b>919</b>

Table - 5(C)

## Minimum Wages Enforcement (including Farm Labour)

		Agriculture and Farm Workers: Prosecution cases Pending (Number) April,2011- August,2011	Agriculture and Farm Workers: Prosecution cases filed (Number) April,2011- August,2011	Agriculture and Farm Workers: Prosecution cases decided (Number) April,2011- August,2011
Sl. No.	State/UT Name	(3)	(4)	(5)
1	ANDHRA PRADESH	0	0	0
2	ARUNACHAL PRADESH	0	0	0
3	ASSAM	0	0	0
4	BIHAR	401	0	0
5	CHHATISGARH	0	0	0
6	DELHI	0	0	0
7	GOA	0	2	0
8	GUJARAT	5,429	30	103
9	HARYANA	0	0	0
10	HIMACHAL PRADESH	0	0	0
11	JAMMU AND KASHMIR	0	0	0
12	JHARKHAND	20	7	0
13	KARNATAKA	0	0	0
14	KERALA	0	0	0
15	MADHYA PRADESH	0	0	0
16	MAHARASHTRA	0	0	0
17	MANIPUR	0	0	0
18	MEGHALAYA	0	0	0
19	MIZORAM	0	0	0
20	NAGALAND	0	0	0
21	ORISSA	0	0	0
22	PUDUCHERRY	0	0	0
23	PUNJAB	0	0	0
24	RAJASTHAN	0	0	0
25	SIKKIM	0	0	0
26	TAMIL NADU	0	0	0
27	TRIPURA	0	0	0
28	UTTARAKHAND	0	0	0
29	UTTAR PRADESH	0	0	0
30	WEST BENGAL	0	0	0
31	ANDAMAN AND NICOBAR ISL	0	0	0
32	CHANDIGARH	0	0	0
33	DADRA AND NAGAR HAVELI	0	1	0
34	DAMAN AND DIU	0	0	0
35	LAKSHADWEEP	0	0	0
Grand Total		5,850	40	103

# Food Security: Targeted Public Distribution System (APL+BPL+AAY)

## Off take

% Achievement of Target

During April-August, 2011

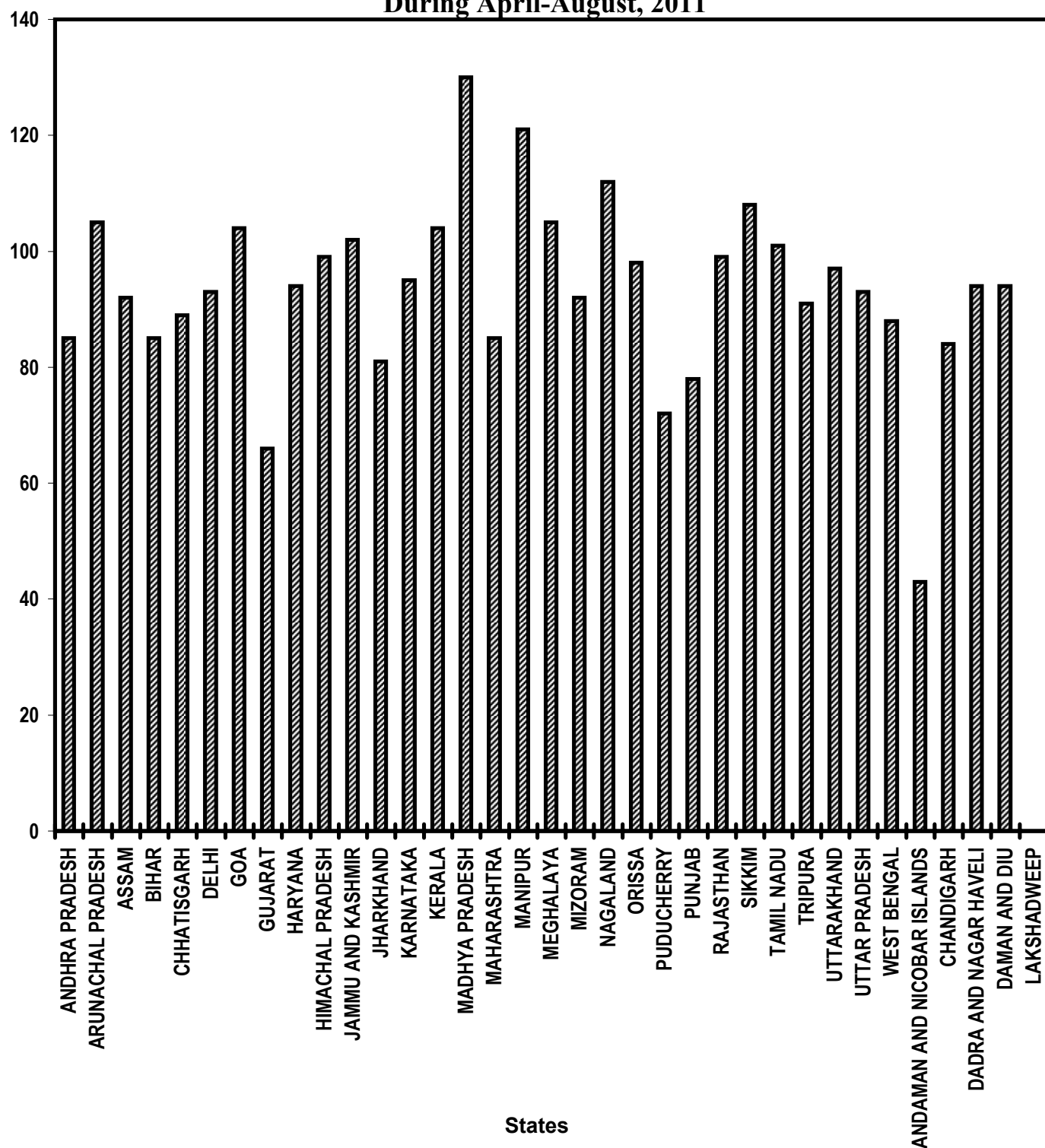


Table - 6(A)

## Food security-Targeted Public Distribution system (APL+BPL+AAY)

Sl. No.	State/UT Name	Allocation of Food Grains (Tonnes) April,2011-August,2011	Off take* (Tonnes) April,2011-August,2011	Percentage of offtake w.r.t. Allocation of Food Grains
(1)	(2)	(3)	(4)	(5)
1	ANDHRA PRADESH	15,08,276	12,81,270	85
2	ARUNACHAL PRADESH	42,315	44,392	105
3	ASSAM	7,06,090	6,52,908	92
4	BIHAR	14,89,720	12,72,364	85
5	CHHATISGARH	4,93,020	4,37,516	89
6	DELHI	2,48,488	2,30,060	93
7	GOA	23,545	24,512	104
8	GUJARAT	8,02,425	5,31,055	66
9	HARYANA	2,91,415	2,75,317	94
10	HIMACHAL PRADESH	2,11,181	2,09,490	99
11	JAMMU AND KASHMIR	3,15,335	3,20,953	102
12	JHARKHAND	5,46,485	4,41,243	81
13	KARNATAKA	9,57,638	9,13,595	95
14	KERALA	5,72,606	5,96,333	104
15	MADHYA PRADESH	10,84,435	14,04,853	130
16	MAHARASHTRA	18,71,005	15,96,154	85
17	MANIPUR	60,724	73,416	121
18	MEGHALAYA	71,691	75,158	105
19	MIZORAM	29,225	26,867	92
20	NAGALAND	52,865	59,246	112
21	ORISSA	8,82,751	8,62,602	98
22	PUDUCHERRY	23,730	17,028	72
23	PUNJAB	3,31,114	2,57,969	78
24	RAJASTHAN	8,43,765	8,34,825	99
25	SIKKIM	18,440	19,962	108
26	TAMIL NADU	15,51,180	15,65,518	101
27	TRIPURA	1,26,144	1,14,181	91
28	UTTARAKHAND	2,00,040	1,93,323	97
29	UTTAR PRADESH	28,73,920	26,82,469	93
30	WEST BENGAL	15,13,723	13,33,235	88
31	ANDAMAN AND NICOBAR ISI	14,175	6,097	43
32	CHANDIGARH	13,525	11,295	84
33	DADRA AND NAGAR HAVELI	4,180	3,921	94
34	DAMAN AND DIU	2,133	2,014	94
35	LAKSHADWEEP	1,925	0	0
<b>Grand Total</b>		<b>1,97,79,229</b>	<b>1,83,71,141</b>	<b>93</b>

**Very Good:(90% or above of targets)**

ARUNACHAL PRADESH, ASSAM, DELHI, GOA, HARYANA, HIMACHAL PRADESH, JAMMU AND KASHMIR, KARNATAKA, KERALA, MADHYA PRADESH, MANIPUR, MEGHALAYA, MIZORAM, NAGALAND, ORISSA, RAJASTHAN, SIKKIM, TAMIL NADU, TRIPURA, UTTARAKHAND, UTTAR PRADESH, DADRA AND NAGAR HAVELI, DAMAN AND DIU

**Good:(Between 80% to 90% targets)**

ANDHRA PRADESH, BIHAR, CHHATISGARH, JHARKHAND, MAHARASHTRA, WEST BENGAL, CHANDIGARH

**Poor:(Below 80% of targets)**

GUJARAT, PUDUCHERRY, PUNJAB, ANDAMAN AND NICOBAR ISLANDS, LAKSHADWEEP

\* Offtake figures are provisional, subject to confirmation from FCI

# Offtake figures are high due to inclusion of backlog stock of previous year as clarified from Ministry

# Food Security: Targeted Public Distribution System (Only Antyodaya Anna Yojana)

## Off take

% Achievement of Target  
During April-August, 2011

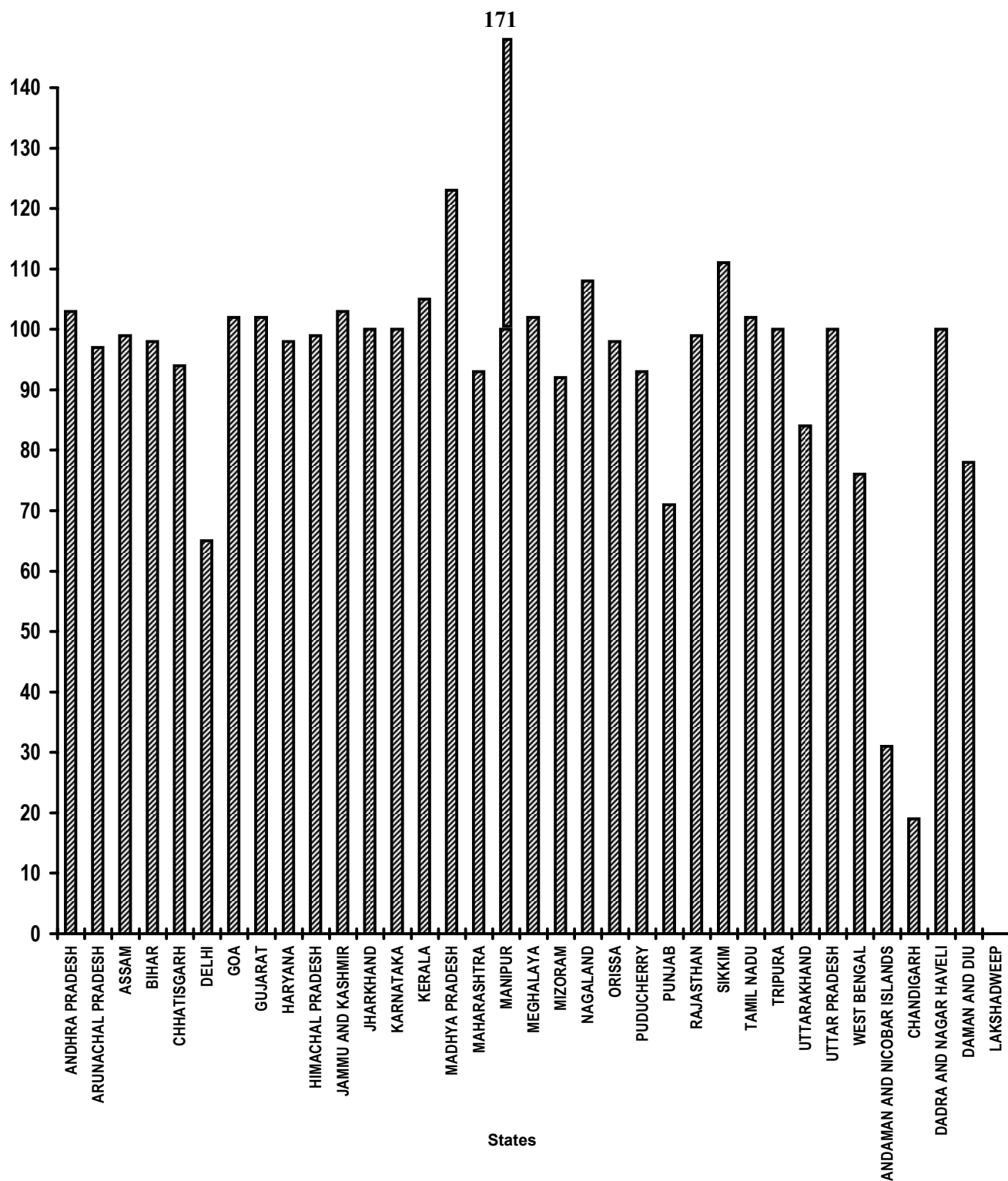




Table - 6(B)

## Food security-Targeted Public Distribution system (only AAY)

Sl. No.	State/UT Name	Allocation of Food Grains (Tonnes)	Off take* (Tonnes)	Percentage of offtake w.r.t. Allocation of Food Grains
		April,2011-August,2011	April,2011-August,2011	
(1)	(2)	(3)	(4)	(5)
1	ANDHRA PRADESH	2,72,620	2,79,474	103
2	ARUNACHAL PRADESH	6,655	6,423	97
3	ASSAM	1,23,205	1,22,211	99
4	BIHAR	4,37,675	4,27,218	98
5	CHHATISGARH	1,25,810	1,18,337	94
6	DELHI	26,285	17,003	65
7	GOA	2,545	2,597	102
8	GUJARAT	1,41,700	1,44,555	102
9	HARYANA	51,175	50,134	98
10	HIMACHAL PRADESH	34,475	34,035	99
11	JAMMU AND KASHMIR	44,745	45,988	103
12	JHARKHAND	1,60,635	1,59,923	100
13	KARNATAKA	2,09,955	2,10,998	100
14	KERALA	1,04,275	1,09,574	105
15	MADHYA PRADESH	2,76,775	3,40,428	123
16	MAHARASHTRA	4,31,200	4,02,812	93
17	MANIPUR	11,135	19,005	171
18	MEGHALAYA	12,285	12,520	102
19	MIZORAM	4,550	4,201	92
20	NAGALAND	8,320	8,949	108
21	ORISSA	2,21,300	2,16,577	98
22	PUDUCHERRY	5,645	5,270	93
23	PUNJAB	31,400	22,303	71
24	RAJASTHAN	1,63,120	1,62,202	99
25	SIKKIM	2,890	3,206	111
26	TAMIL NADU	3,26,310	3,33,083	102
27	TRIPURA	19,800	19,855	100
28	UTTARAKHAND	33,410	27,993	84
29	UTTAR PRADESH	7,16,450	7,16,314	100
30	WEST BENGAL	2,59,035	1,95,720	76
31	ANDAMAN AND NICOBAR ISI	750	234	31
32	CHANDIGARH	260	50	19
33	DADRA AND NAGAR HAVELI	915	915	100
34	DAMAN AND DIU	265	206	78
35	LAKSHADWEEP	210	0	0
Grand Total		42,67,780	42,20,313	99

**Very Good:(90% or above of targets)**

ANDHRA PRADESH, ARUNACHAL PRADESH, ASSAM, BIHAR, CHHATISGARH, GOA, GUJARAT, HARYANA, HIMACHAL PRADESH, JAMMU AND KASHMIR, JHARKHAND, KARNATAKA, KERALA, MADHYA PRADESH, MAHARASHTRA, MANIPUR, MEGHALAYA, MIZORAM, NAGALAND, ORISSA, PUDUCHERRY, RAJASTHAN, SIKKIM, TAMIL NADU, TRIPURA, UTTAR PRADESH, DADRA AND NAGAR HAVELI

**Good:(Between 80% to 90% targets)**

UTTARAKHAND

**Poor:(Below 80% of targets)**

DELHI, PUNJAB, WEST BENGAL, ANDAMAN AND NICOBAR ISLANDS, CHANDIGARH, DAMAN AND DIU, LAKSHADWEEP

\* Offtake figures are provisional, subject to confirmation from FCI

# Offtake figures are high due to inclusion of backlog stock of previous year as clarified by the Nodal Ministry

# Food Security: Targeted Public Distribution System (Only BPL)

Off take

% Achievement of Target  
During April-August, 2011

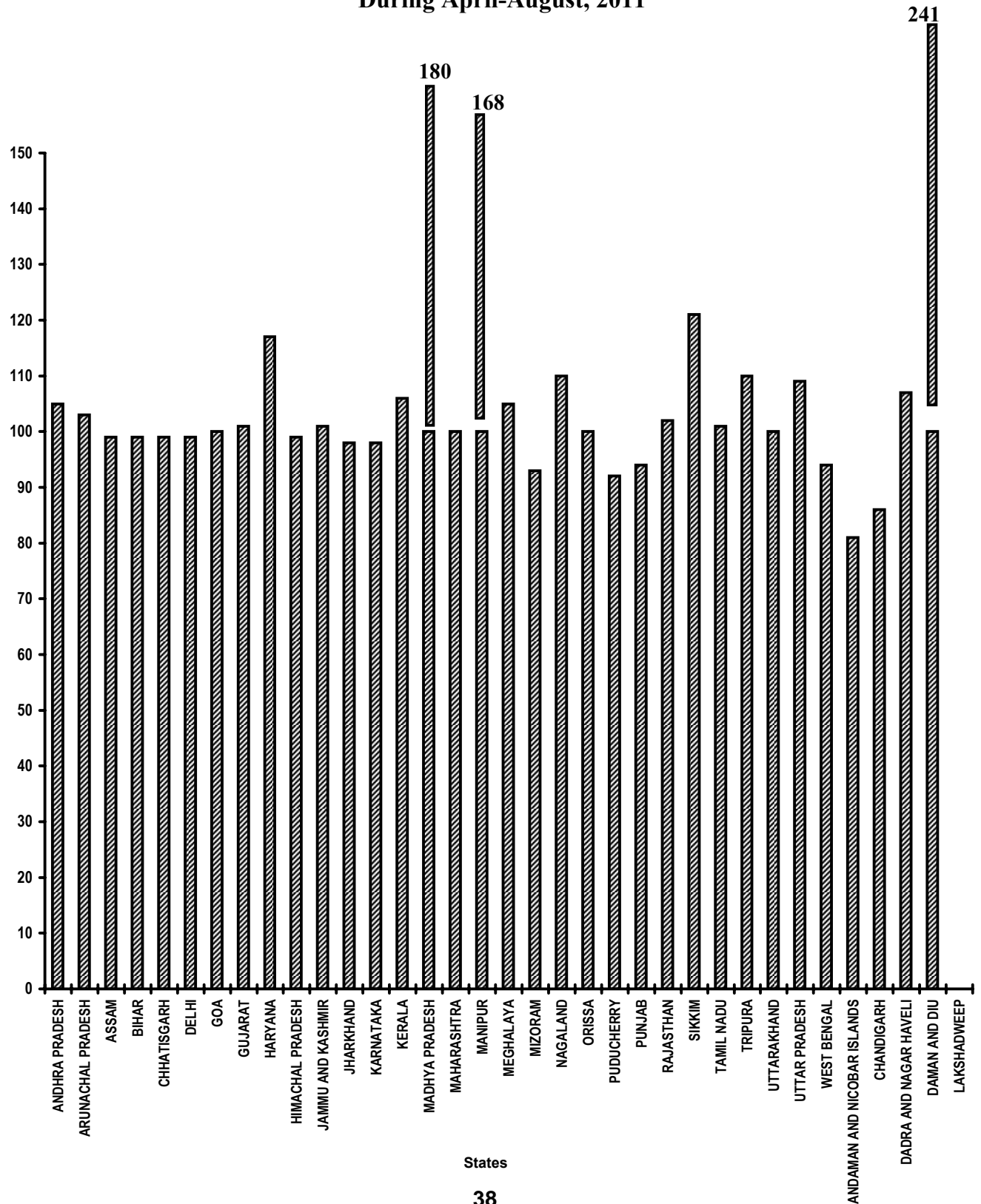


Table - 6(C)

## Food Security - Targeted Public Distribution System (Only BPL)

Sl. No. State/UT Name		Allocation of Food Grains (Tonnes) April,2011- August,2011	Off take * (Tonnes) April,2011- August,2011	Percentage of offtake w.r.t. Allocation of Food Grains
(1)	(2)	(3)	(4)	(5)
1	ANDHRA PRADESH	4,38,370	4,59,897	105
2	ARUNACHAL PRADESH	10,635	10,941	103
3	ASSAM	1,98,010	1,96,478	99
4	BIHAR	7,03,905	6,93,740	99
5	CHHATISGARH	2,02,370	1,99,920	99
6	DELHI	45,290	44,904	99
7	GOA	2,305	2,305	100
8	GUJARAT	2,29,320	2,30,949	101
9	HARYANA	86,905	1,01,753	117
10	HIMACHAL PRADESH	55,475	55,008	99
11	JAMMU AND KASHMIR	84,040	84,691	101
12	JHARKHAND	2,58,320	2,52,936	98
13	KARNATAKA	3,37,660	3,31,148	98
14	KERALA	1,67,645	1,77,179	106
15	MADHYA PRADESH	4,45,090	7,99,414	180
16	MAHARASHTRA	7,12,260	7,13,845	100
17	MANIPUR	17,920	30,033	168
18	MEGHALAYA	19,740	20,696	105
19	MIZORAM	7,350	6,850	93
20	NAGALAND	13,380	14,745	110
21	ORISSA	4,85,655	4,86,301	100
22	PUDUCHERRY	8,985	8,285	92
23	PUNJAB	50,490	47,454	94
24	RAJASTHAN	2,62,305	2,67,076	102
25	SIKKIM	4,710	5,683	121
26	TAMIL NADU	5,24,680	5,29,695	101
27	TRIPURA	31,825	35,140	110
28	UTTARAKHAND	53,745	53,478	100
29	UTTAR PRADESH	11,52,375	12,59,498	109
30	WEST BENGAL	6,47,325	6,09,350	94
31	ANDAMAN AND NICOBAR ISI	2,225	1,795	81
32	CHANDIGARH	1,565	1,345	86
33	DADRA AND NAGAR HAVELI	2,095	2,251	107
34	DAMAN AND DIU	435	1,047	241
35	LAKSHADWEEP	315	0	0
Grand Total		72,64,720	77,35,830	106

**Very Good:(90% or above of targets)**

ANDHRA PRADESH, ARUNACHAL PRADESH, ASSAM, BIHAR, CHHATISGARH, DELHI, GOA, GUJARAT, HARYANA, HIMACHAL PRADESH, JAMMU AND KASHMIR, JHARKHAND, KARNATAKA, KERALA, MADHYA PRADESH, MAHARASHTRA, MANIPUR, MEGHALAYA, MIZORAM, NAGALAND, ORISSA, PUDUCHERRY, PUNJAB, RAJASTHAN, SIKKIM, TAMIL NADU, TRIPURA, UTTARAKHAND, UTTAR PRADESH, WEST BENGAL, DADRA AND NAGAR HAVELI, DAMAN AND DIU

**Good:(Between 80% to 90% targets)**

ANDAMAN AND NICOBAR ISLANDS, CHANDIGARH

**Poor:(Below 80% of targets)**

LAKSHADWEEP

\* Offtake figures are provisional, subject to confirmation from FCI

# Offtake figures are high due to inclusion of backlog stock of previous year as clarified by the Nodal Ministry

# Rural Housing - Indira Awaas Yojana

Houses constructed  
% Achievement of Target  
During April-August, 2011

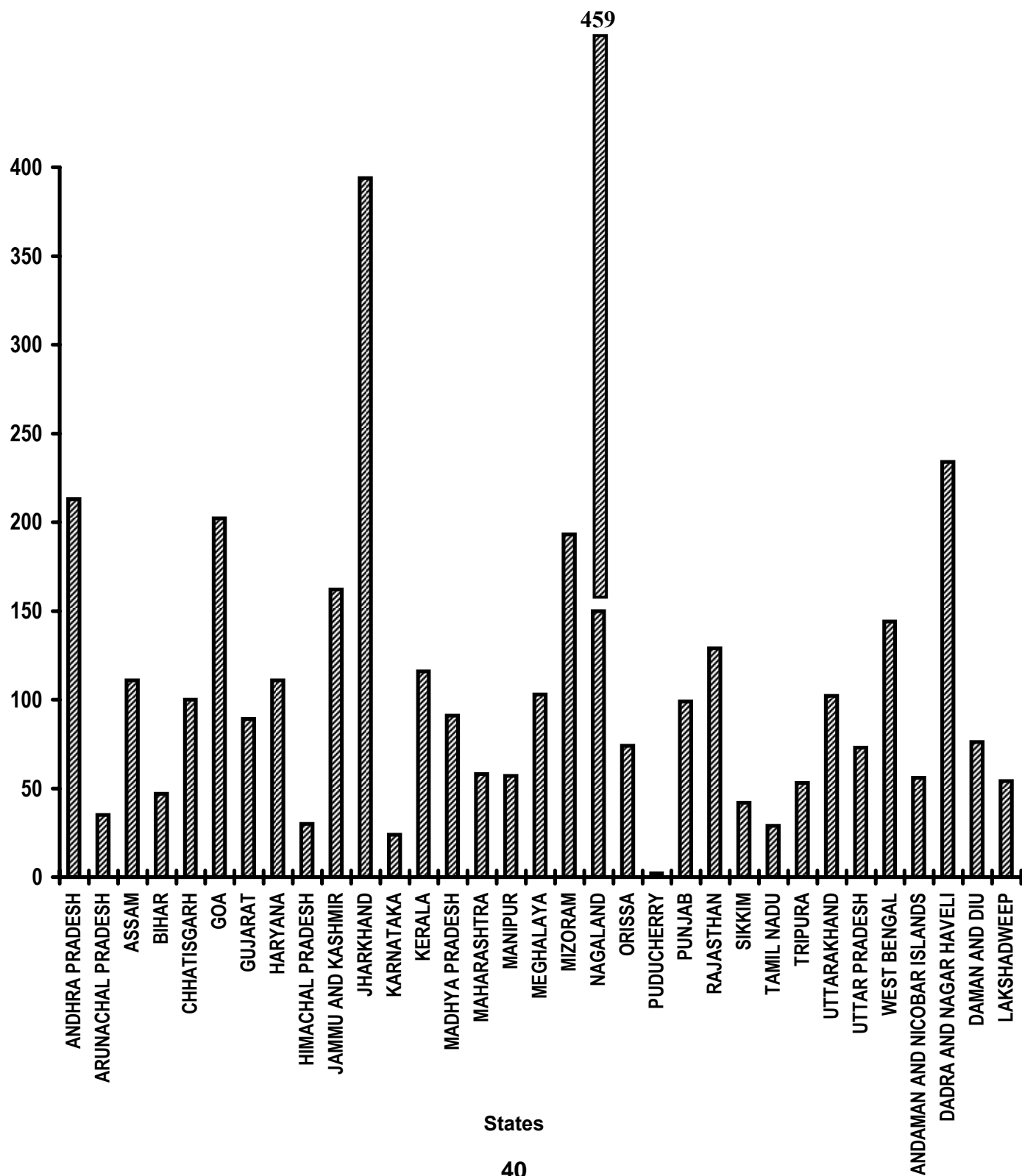


Table - 7

**Rural Housing - Indira Awaas Yojana**  
**Houses constructed**  
**(Unit: Number)**

Sl. No.	State/UT Name	Target		Achievement April,2011-August,2011	Percent Achievement April,2011-August,2011
		2011-2012	April,2011-August,2011		
(1)	(2)	(3)	(4)	(5)	(5)/(4)
1	ANDHRA PRADESH	2,49,013	58,103	1,23,591	213
2	ARUNACHAL PRADESH	7,548	1,761	# 620	35
3	ASSAM	1,66,913	28,945	32,065	111
4	BIHAR	7,37,486	1,72,079	# 80218	47
5	CHHATISGARH	37,466	8,741	8,733	100
6	GOA	1,547	361	731	202
7	GUJARAT	1,23,168	28,728	25,603	89
8	HARYANA	17,293	4,034	4,478	111
9	HIMACHAL PRADESH	5,659	1,320	399	30
10	JAMMU AND KASHMIR	17,578	4,100	6,653	162
11	JHARKHAND	63,477	14,810	58,347	394
12	KARNATAKA	96,760	22,577	5,485	24
13	KERALA	53,808	12,555	14,587	116
14	MADHYA PRADESH	76,135	17,762	16,209	91
15	MAHARASHTRA	1,51,063	35,246	20,312	58
16	MANIPUR	6,552	1,528	878	57
17	MEGHALAYA	11,412	2,662	2,746	103
18	MIZORAM	2,432	567	1,097	193
19	NAGALAND	7,552	1,760	8,083	459
20	ORISSA	1,42,082	33,152	24,515	74
21	PUDUCHERRY	1,190	277	5	2
22	PUNJAB	21,386	4,989	4,959	99
23	RAJASTHAN	61,894	14,441	18,621	129
24	SIKKIM	1,444	336	# 140	42
25	TAMIL NADU	1,00,553	23,460	6902*	29
26	TRIPURA	14,704	3,430	1803*	53
27	UTTARAKHAND	15,488	3,613	3,697	102
28	UTTAR PRADESH	3,32,804	77,653	56,320	73
29	WEST BENGAL	1,99,176	46,473	# 67019	144
30	ANDAMAN AND NICOBAR ISL	2,389	557	312	56
31	DADRA AND NAGAR HAVELI	398	92	215	234
32	DAMAN AND DIU	178	41	31	76
33	LAKSHADWEEP	154	35	19	54
<b>Grand Total</b>		<b>27,26,702</b>	<b>6,26,188</b>	<b>5,95,393</b>	<b>95</b>

**Very Good:(90% or above of targets)**

ANDHRA PRADESH, ASSAM, CHHATISGARH, GOA, HARYANA, JAMMU AND KASHMIR, JHARKHAND, KERALA, MADHYA PRADESH, MEGHALAYA, MIZORAM, NAGALAND, PUNJAB, RAJASTHAN, UTTARAKHAND, WEST BENGAL, DADRA AND NAGAR HAVELI

**Good:(Between 80% to 90% targets)**

GUJARAT

**Poor:(Below 80% of targets)**

ARUNACHAL PRADESH, BIHAR, HIMACHAL PRADESH, KARNATAKA, MAHARASHTRA, MANIPUR, ORISSA, PUDUCHERRY, SIKKIM, TAMIL NADU, TRIPURA, UTTAR PRADESH, ANDAMAN AND NICOBAR ISLANDS, DAMAN AND DIU, LAKSHADWEEP

\* Figures furnished by M/o Rural Development

# Previous month's figure repeated due to non -availability of data

# EWS/LIG Houses in Urban Areas

Houses constructed  
% Achievement of Target  
During April-August, 2011

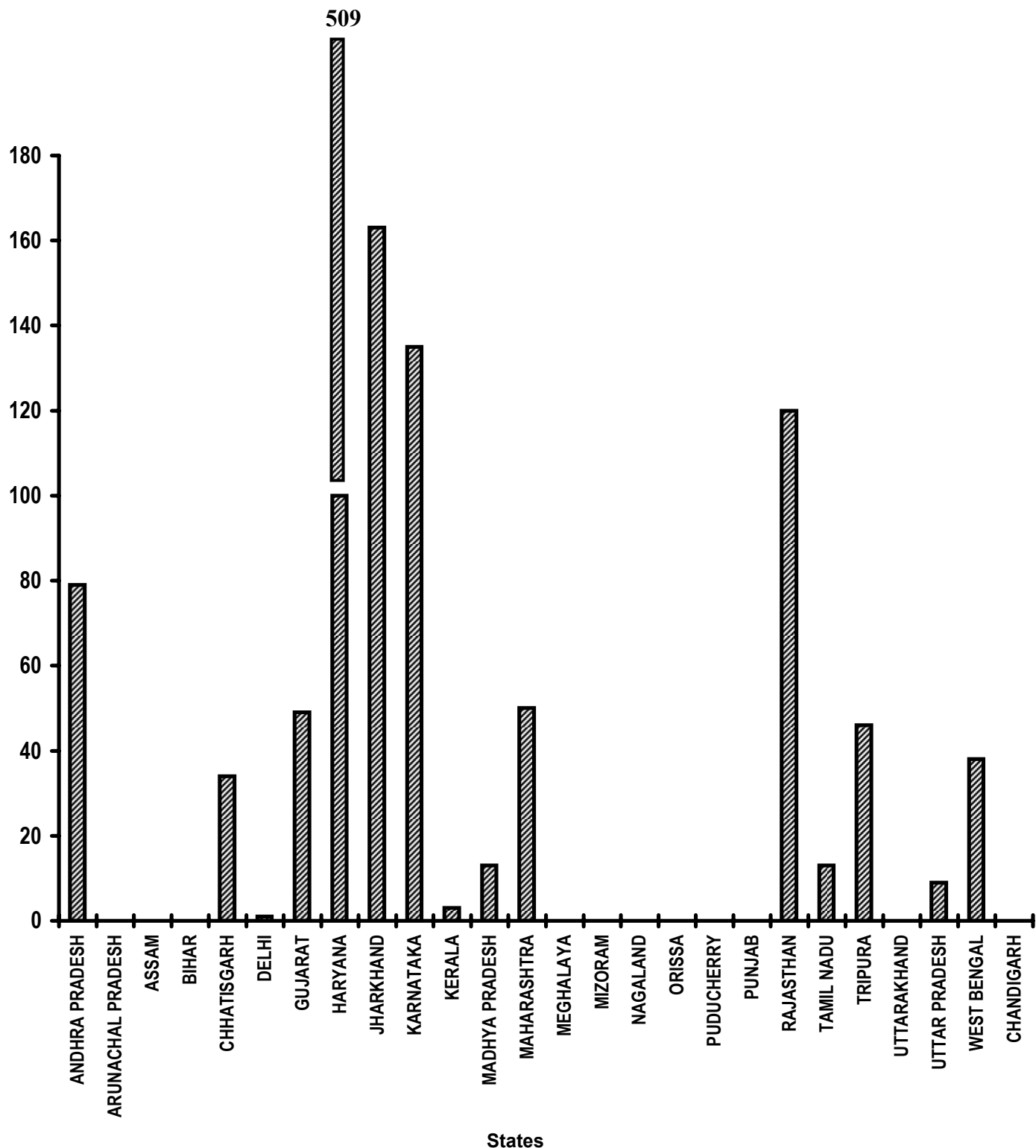


Table - 8

**EWS/LIG Houses in Urban Areas**  
**Houses constructed**  
**(Unit: Number)**

Sl. No.	State/UT Name	Target		Achievement April,2011-August,2011	Percent Achievement April,2011-August,2011
		2011-2012	April,2011-August,2011		
(1)	(2)	(3)	(4)	(5)	(5)/(4)
1	ANDHRA PRADESH	40,000	16,666	13,129	79
2	ARUNACHAL PRADESH	250	103	0	0
3	ASSAM	4,000	1,666	0	0
4	BIHAR	8,000	3,333	0	0
5	CHHATISGARH	12,500	5,208	1,760	34
6	DELHI	20,000	8,333	85	1
7	GUJARAT	35,000	14,583	7,196	49
8	HARYANA	5,500	2,291	11,672	509
9	JHARKHAND	5,000	2,083	3,396	163
10	KARNATAKA	14,000	5,833	7,876	135
11	KERALA	15,000	6,250	171	3
12	MADHYA PRADESH	25,000	10,416	1,364	13
13	MAHARASHTRA	70,000	29,166	14,447	50
14	MEGHALAYA	600	250	0	0
15	MIZORAM	1,150	478	0	0
16	NAGALAND	2,000	833	0	0
17	ORISSA	5,800	2,416	0	0
18	PUDUCHERRY	1,200	500	0	0
19	PUNJAB	2,000	833	0	0
20	RAJASTHAN	22,000	9,166	11,022	120
21	TAMIL NADU	35,000	14,583	1,966	13
22	TRIPURA	1,000	416	191	46
23	UTTARAKHAND	3,000	1,250	0	0
24	UTTAR PRADESH	32,000	13,333	1,222	9
25	WEST BENGAL	35,000	14,583	5,504	38
26	CHANDIGARH	5,000	2,083	0	0
<b>Grand Total</b>		<b>4,00,000</b>	<b>1,66,655</b>	<b>81,001</b>	<b>49</b>

**Very Good:(90% or above of targets)**

HARYANA, JHARKHAND, KARNATAKA, RAJASTHAN

**Poor:(Below 80% of targets)**

ANDHRA PRADESH, ARUNACHAL PRADESH, ASSAM, BIHAR, CHHATISGARH, DELHI, GUJARAT, KERALA, MADHYA PRADESH, MAHARASHTRA, MEGHALAYA, MIZORAM, NAGALAND, ORISSA, PUDUCHERRY, PUNJAB, TAMIL NADU, TRIPURA, UTTARAKHAND, UTTAR PRADESH, WEST BENGAL, CHANDIGARH

# Rural Areas- National Rural Drinking Water Programme (NRDWP)

Habitations covered (Partially Covered & Slipped back)

% Achievement of Target

During April-August, 2011

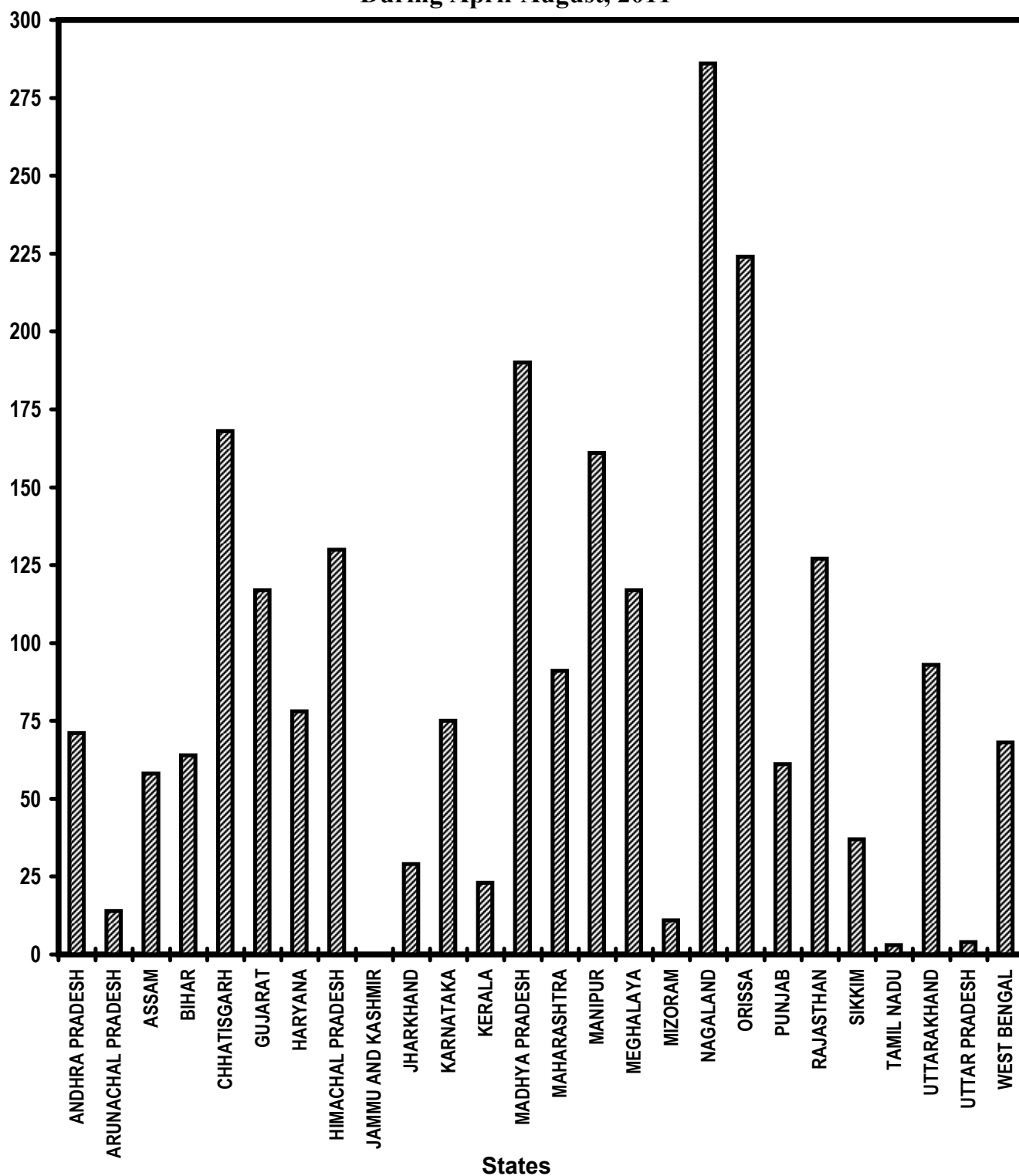




Table - 9(A)

**Rural Areas: National Rural Drinking Water Programme (NRDWP)**  
**Habitations covered (Partially covered & Slipped back)**  
**(Unit: Number)**

Sl. No.	State/UT Name	Target		Achievement* April,2011- August,2011	Percent Achievement April,2011- August,2011
		2011-2012	April,2011- August,2011		
(1)	(2)	(3)	(4)	(5)	(5)/(4)
1	ANDHRA PRADESH	5,433	1,267	903	71
2	ARUNACHAL PRADESH	300	70	10	14
3	ASSAM	2,915	679	392	58
4	BIHAR	9,435	2,201	1,405	64
5	CHHATISGARH	5,126	1,195	2,003	168
6	GUJARAT	720	168	196	117
7	HARYANA	839	194	152	78
8	HIMACHAL PRADESH	2,557	595	776	130
9	JAMMU AND KASHMIR	903	210	0	0
10	JHARKHAND	18,306	4,270	1,252	29
11	KARNATAKA	7,000	1,633	1,231	75
12	KERALA	667	154	36	23
13	MADHYA PRADESH	16,140	3,766	7,152	190
14	MAHARASHTRA	5,135	1,197	1,088	91
15	MANIPUR	326	75	121	161
16	MEGHALAYA	523	120	140	117
17	MIZORAM	125	28	3	11
18	NAGALAND	35	7	20	286
19	ORISSA	3,116	726	1,625	224
20	PUNJAB	1,608	375	230	61
21	RAJASTHAN	2,272	529	670	127
22	SIKKIM	200	46	17	37
23	TAMIL NADU	5,923	1,380	39	3
24	UTTARAKHAND	1,341	312	289	93
25	UTTAR PRADESH	22,500	5,250	216	4
26	WEST BENGAL	1,934	449	304	68
<b>Grand Total</b>		<b>1,15,379</b>	<b>26,896</b>	<b>20,270</b>	<b>75</b>

**Very Good:(90% or above of targets)**

CHHATISGARH, GUJARAT, HIMACHAL PRADESH, MADHYA PRADESH, MAHARASHTRA, MANIPUR, MEGHALAYA, NAGALAND, ORISSA, RAJASTHAN, UTTARAKHAND

**Poor:(Below 80% of targets)**

ANDHRA PRADESH, ARUNACHAL PRADESH, ASSAM, BIHAR, HARYANA, JAMMU AND KASHMIR, JHARKHAND, KARNATAKA, KERALA, MIZORAM, PUNJAB, SIKKIM, TAMIL NADU, UTTAR PRADESH, WEST BENGAL

\* Achievement of some states/Uts have been reconciled with figure as supplied by from M/o Drinking Water and Sanitation

# Rural Areas- National Rural Drinking Water Programme (NRDWP) Coverage of Water Quality Affected Habitations

% Achievement of Target  
During April-August, 2011

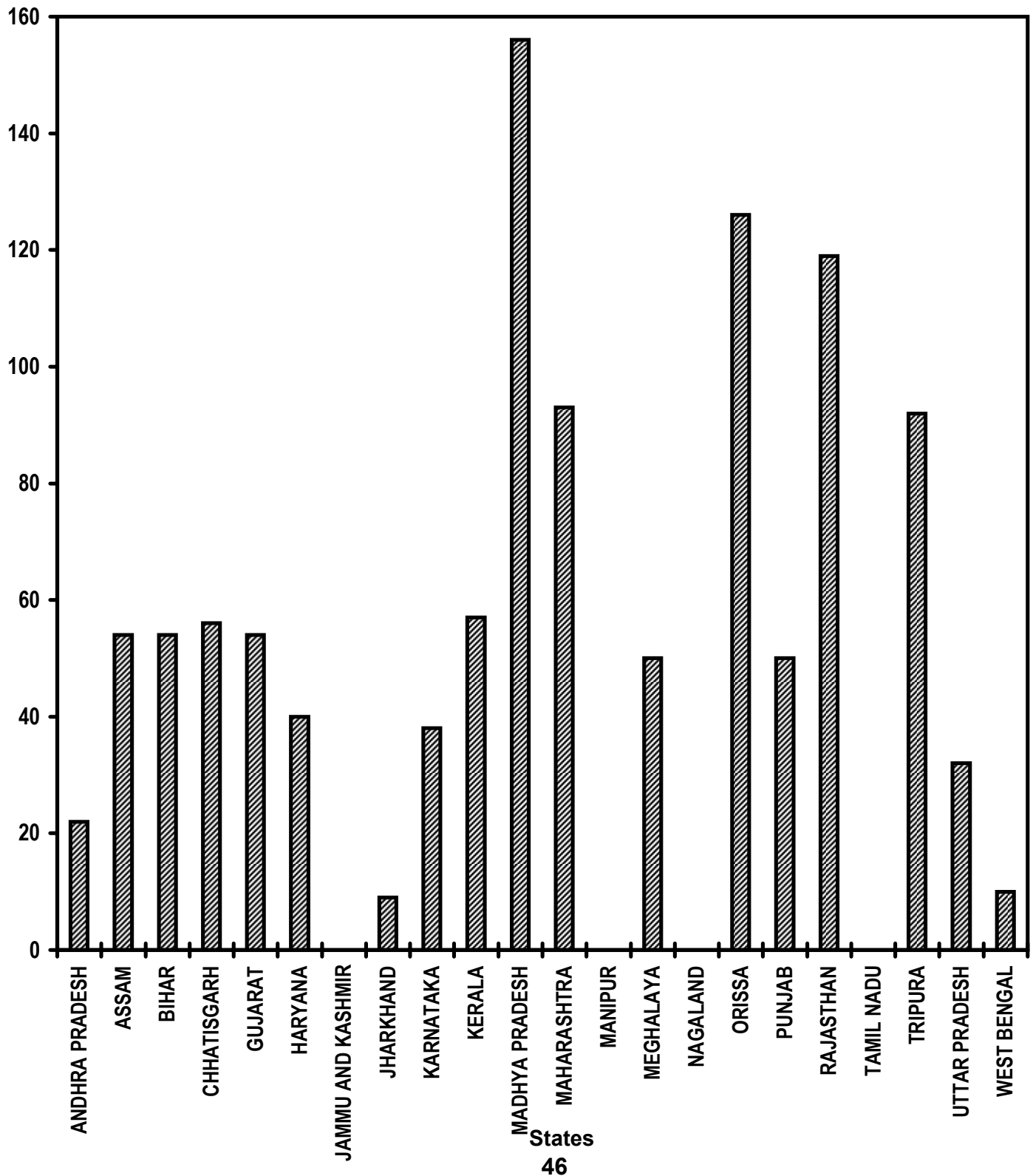


Table - 9(B)

**Rural Areas: National Rural Drinking Water Programme (NRDWP)**  
**Coverage of water quality affected habitations**  
**(Unit: Number)**

Sl. No.	State/UT Name	Target		Achievement %	Percent Achievement
		2011-2012	April,2011-August,2011	April,2011-August,2011	April,2011-August,2011
(1)	(2)	(3)	(4)	(5)	(5)/(4)
1	ANDHRA PRADESH	201	46	10	22
2	ASSAM	3,158	736	398	54
3	BIHAR	6,375	1,488	805	54
4	CHHATISGARH	3,283	764	427	56
5	GUJARAT	405	95	51	54
6	HARYANA	23	5	2	40
7	JAMMU AND KASHMIR	20	4	0	0
8	JHARKHAND	804	187	17	9
9	KARNATAKA	2,000	466	175	38
10	KERALA	157	35	20	57
11	MADHYA PRADESH	575	133	208	156
12	MAHARASHTRA	1,272	295	275	93
13	MANIPUR	4	1	0	0
14	MEGHALAYA	12	2	1	50
15	NAGALAND	50	11	0	0
16	ORISSA	1,609	375	473	126
17	PUNJAB	22	4	2	50
18	RAJASTHAN	3,801	886	1,057	119
19	TAMIL NADU	77	18	0	0
20	TRIPURA	982	228	210	92
21	UTTAR PRADESH	800	186	59	32
22	WEST BENGAL	4,160	970	99	10
<b>Grand Total</b>		<b>29,790</b>	<b>6,935</b>	<b>4,289</b>	<b>62</b>

**Very Good:(90% or above of targets)**

MADHYA PRADESH, MAHARASHTRA, ORISSA, RAJASTHAN, TRIPURA

**Poor:(Below 80% of targets)**

ANDHRA PRADESH, ASSAM, BIHAR, CHHATISGARH, GUJARAT, HARYANA, JAMMU AND KASHMIR, JHARKHAND, KARNATAKA, KERALA, MANIPUR, MEGHALAYA, NAGALAND, PUNJAB, TAMIL NADU, UTTAR PRADESH, WEST BENGAL

\* Achievement of some states/Uts have been reconciled with figure as supplied by from M/o Drinking Water and Sanitation

Table - 10

**Sanitation Programme in Rural Areas  
(Unit: Number)**

		Individual Household latrines constructed (Number) April,2011- August,2011
Sl. No.	State/UT Name	
(1)	(2)	(3)
1	ANDHRA PRADESH	2,69,980
2	ARUNACHAL PRADESH	17,008
3	ASSAM	1,22,506
4	BIHAR	2,37,241
5	CHHATISGARH	21,586
6	DELHI	0
7	GOA	0
8	GUJARAT	1,11,582
9	HARYANA	53,614
10	HIMACHAL PRADESH	22,692
11	JAMMU AND KASHMIR	1,28,718
12	JHARKHAND	28,613
13	KARNATAKA	2,02,023
14	KERALA	0
15	MADHYA PRADESH	3,22,928
16	MAHARASHTRA	1,48,981
17	MANIPUR	11,155
18	MEGHALAYA	16,784
19	MIZORAM	0
20	NAGALAND	35,229
21	ORISSA	1,87,142
22	PUDUCHERRY	0
23	PUNJAB	0
24	RAJASTHAN	2,09,059
25	SIKKIM	0
26	TAMIL NADU	1,30,629
27	TRIPURA	13,878
28	UTTARAKHAND	47,364
29	UTTAR PRADESH	5,22,892
30	WEST BENGAL	2,47,038
31	ANDAMAN AND NICOBAR ISL	0
32	CHANDIGARH	0
33	DADRA AND NAGAR HAVELI	0
34	DAMAN AND DIU	0
35	LAKSHADWEEP	0
<b>Grand Total</b>		<b>31,08,642</b>

Table - 11

**Institutional Delivery  
(Unit: Number)**

		Delivery in institutions (Number) April,2011- August,2011
Sl. No.	State/UT Name	
(1)	(2)	(3)
1	ANDHRA PRADESH	3,41,105
2	ARUNACHAL PRADESH	0
3	ASSAM	0
4	BIHAR	2,46,089
5	CHHATISGARH	1,44,236
6	DELHI	97,438
7	GOA	8,436
8	GUJARAT	4,23,580
9	HARYANA	85,078
10	HIMACHAL PRADESH	25,600
11	JAMMU AND KASHMIR	57,251
12	JHARKHAND	1,33,394
13	KARNATAKA	3,38,455
14	KERALA	1,40,018
15	MADHYA PRADESH	4,87,920
16	MAHARASHTRA	4,36,710
17	MANIPUR	6,939
18	MEGHALAYA	8,324
19	MIZORAM	0
20	NAGALAND	2,740
21	ORISSA	1,91,411
22	PUDUCHERRY	16,907
23	PUNJAB	2,31,682
24	RAJASTHAN	4,96,501
25	SIKKIM	1,944
26	TAMIL NADU	4,43,297
27	TRIPURA	11,987
28	UTTARAKHAND	33,559
29	UTTAR PRADESH	10,38,246
30	WEST BENGAL	0
31	ANDAMAN AND NICOBAR ISL	2,196
32	CHANDIGARH	7,736
33	DADRA AND NAGAR HAVELI	715
34	DAMAN AND DIU	1,186
35	LAKSHADWEEP	221
<b>Grand Total</b>		<b>54,60,901</b>

# SC Families Assisted

% Achievement of Target

During April-August, 2011

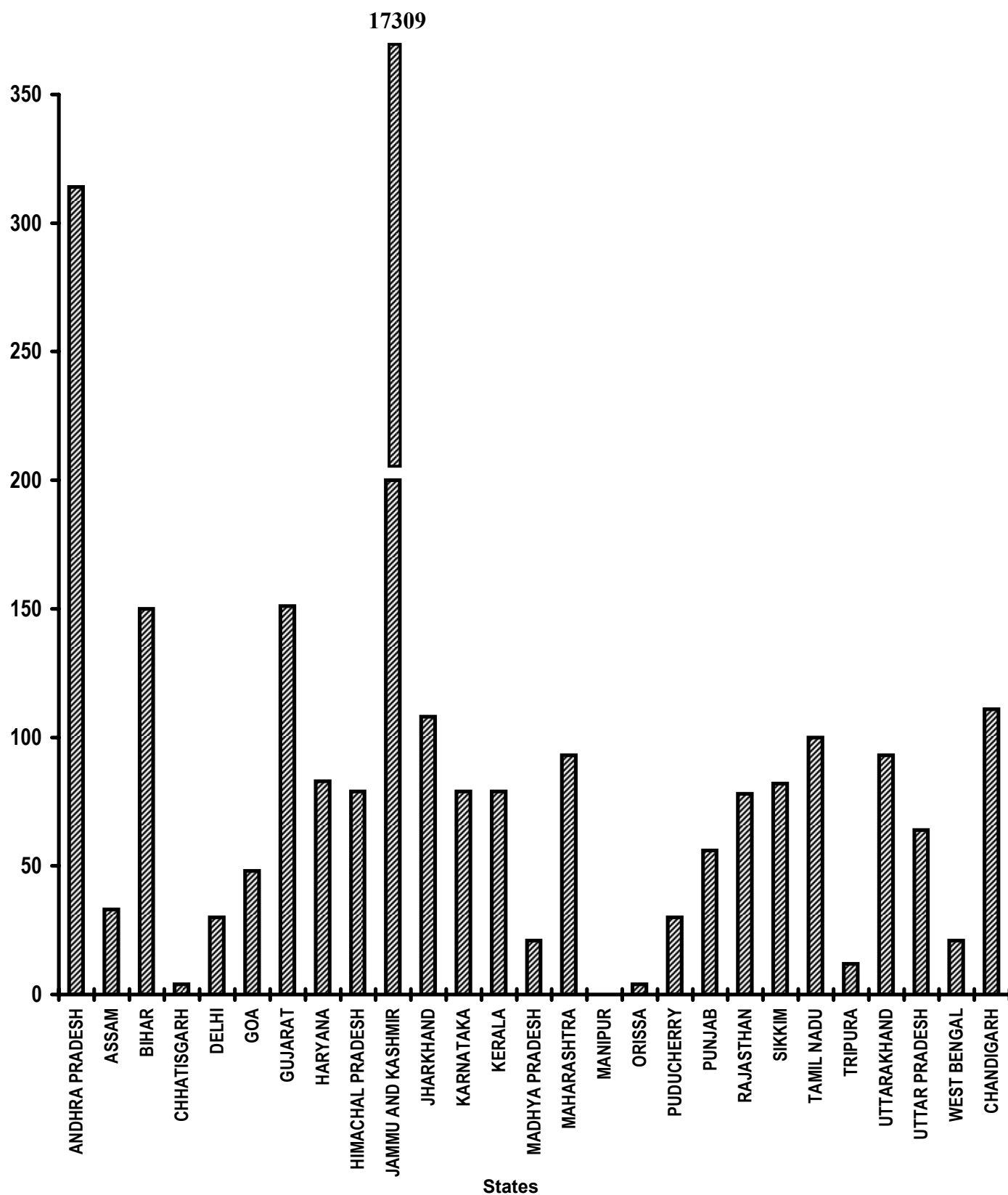


Table - 12

**SC Families Assisted  
(Unit: Number)**

Sl. No.	State/UT Name	Target*		Achievement April,2011- August,2011	Percent Achievement April,2011- August,2011
		2011-2012	April,2011- August,2011		
(1)	(2)	(3)	(4)	(5)	(5)/(4)
1	ANDHRA PRADESH	4,50,000	1,87,500	5,89,428	314
2	ASSAM	44,000	18,330	6,006	33
3	BIHAR	2,55,000	1,06,250	1,59,316	150
4	CHHATISGARH	3,75,000	1,56,250	6,086	4
5	DELHI	5,000	2,080	624	30
6	GOA	550	225	109	48
7	GUJARAT	1,40,000	58,330	87,850	151
8	HARYANA	88,500	36,875	30,755	83
9	HIMACHAL PRADESH	58,000	24,166	19,163	79
10	JAMMU AND KASHMIR	1,100	455	78,754	17,309
11	JHARKHAND	5,50,000	2,29,165	2,47,352	108
12	KARNATAKA	5,00,000	2,08,330	1,64,936	79
13	KERALA	33,000	13,750	10,907	79
14	MADHYA PRADESH	2,43,000	1,01,250	21,724	21
15	MAHARASHTRA	1,54,000	64,165	59,583	93
16	MANIPUR	550	225	0	0
17	ORISSA	72,600	30,250	1,117	4
18	PUDUCHERRY	5,000	2,080	631	30
19	PUNJAB	88,000	36,665	20,374	56
20	RAJASTHAN	4,12,000	1,71,665	1,33,360	78
21	SIKKIM	2,200	915	752	82
22	TAMIL NADU	9,00,000	3,75,000	3,75,030	100
23	TRIPURA	22,000	9,165	1,090	12
24	UTTARAKHAND	7,000	2,915	2,711	93
25	UTTAR PRADESH	2,57,000	1,07,080	68,732	64
26	WEST BENGAL	1,10,000	45,830	9,472	21
27	CHANDIGARH	700	290	323	111
<b>Grand Total</b>		<b>47,74,200</b>	<b>19,89,201</b>	<b>20,96,185</b>	<b>105</b>

**Very Good:(90% or above of targets)**

ANDHRA PRADESH, BIHAR, GUJARAT, JAMMU AND KASHMIR, JHARKHAND, MAHARASHTRA, TAMIL NADU, UTTARAKHAND, CHANDIGARH

**Good:(Between 80% to 90% targets)**

HARYANA, SIKKIM

**Poor:(Below 80% of targets)**

ASSAM, CHHATISGARH, DELHI, GOA, HIMACHAL PRADESH, KARNATAKA, KERALA, MADHYA PRADESH, MANIPUR, ORISSA, PUDUCHERRY, PUNJAB, RAJASTHAN, TRIPURA, UTTAR PRADESH, WEST BENGAL

\* Targets for 2011-12 have not been received from M/o Social Justice & Emprovement for the last four years i.e.for 2008-09- 2011-12 so the target for the year 2007-08 has been repeated.

# Universalization of ICDS Scheme

## ICDS Blocks Operational (Cumulative)

% Achievement of Target

During April-August, 2011

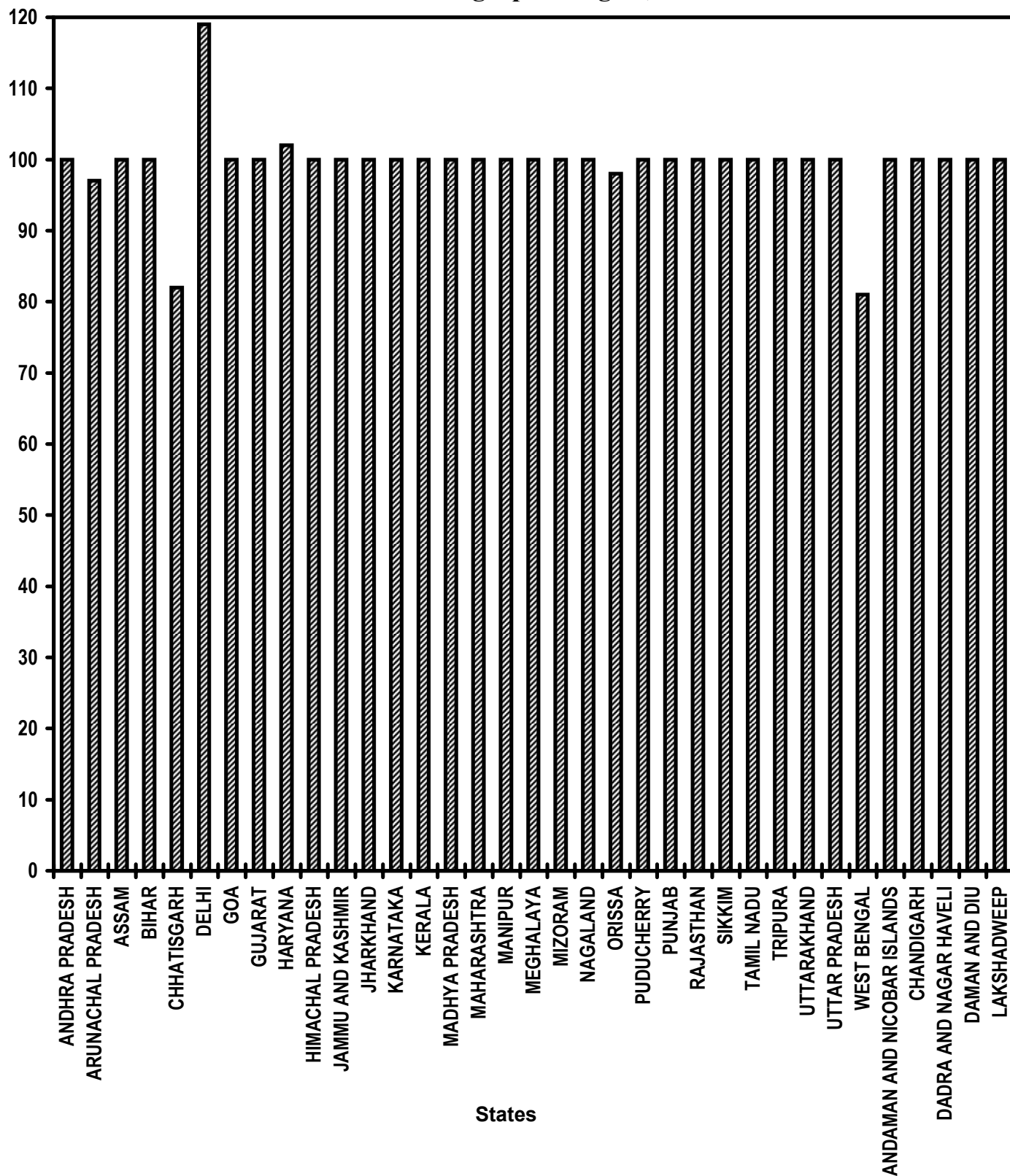




Table - 13

**Universalization of ICDS Scheme**  
**ICDS Blocks Operational (Cumulative)**  
**(Unit: Number)**

Sl. No.	State/UT Name	Target		Achievement April,2011-August,2011	Percent Achievement April,2011-August,2011
		2011-2012	April,2011-August,2011		
(1)	(2)	(3)	(4)	(5)	(5)/(4)
1	ANDHRA PRADESH	387	387	387	100
2	ARUNACHAL PRADESH	96	96	93	97
3	ASSAM	231	231	231	100
4	BIHAR	545	545	544	100
5	CHHATISGARH	198	198	163	82
6	DELHI	79	79	94	119
7	GOA	11	11	11	100
8	GUJARAT	336	336	336	100
9	HARYANA	145	145	148	102
10	HIMACHAL PRADESH	78	78	78	100
11	JAMMU AND KASHMIR	141	141	141	100
12	JHARKHAND	204	204	204	100
13	KARNATAKA	185	185	185	100
14	KERALA	258	258	258	100
15	MADHYA PRADESH	453	453	453	100
16	MAHARASHTRA	553	553	553	100
17	MANIPUR	42	42	42	100
18	MEGHALAYA	41	41	41	100
19	MIZORAM	27	27	27	100
20	NAGALAND	59	59	59	100
21	ORISSA	333	333	326	98
22	PUDUCHERRY	5	5	5	100
23	PUNJAB	154	154	154	100
24	RAJASTHAN	304	304	304	100
25	SIKKIM	13	13	13	100
26	TAMIL NADU	434	434	434	100
27	TRIPURA	56	56	56	100
28	UTTARAKHAND	105	105	105	100
29	UTTAR PRADESH	897	897	896	100
30	WEST BENGAL	512	512	414	81
31	ANDAMAN AND NICOBAR ISL	5	5	5	100
32	CHANDIGARH	3	3	3	100
33	DADRA AND NAGAR HAVELI	2	2	2	100
34	DAMAN AND DIU	2	2	2	100
35	LAKSHADWEEP	6	6	6	100
<b>Grand Total</b>		<b>6,900</b>	<b>6,900</b>	<b>6,773</b>	<b>98</b>

**Very Good:(90% or above of targets)**

ANDHRA PRADESH, ARUNACHAL PRADESH, ASSAM, BIHAR, DELHI, GOA, GUJARAT, HARYANA, HIMACHAL PRADESH, JAMMU AND KASHMIR, JHARKHAND, KARNATAKA, KERALA, MADHYA PRADESH, MAHARASHTRA, MANIPUR, MEGHALAYA, MIZORAM, NAGALAND, ORISSA, PUDUCHERRY, PUNJAB, RAJASTHAN, SIKKIM, TAMIL NADU, TRIPURA, UTTARAKHAND, UTTAR PRADESH, ANDAMAN AND NICOBAR ISLANDS, CHANDIGARH, DADRA AND NAGAR HAVELI, DAMAN AND DIU, LAKSHADWEEP

**Good:(Between 80% to 90% targets)**

CHHATISGARH, WEST BENGAL

# Functional Anganwadis (Cumulative)

% Achievement of Target

During April-August, 2011

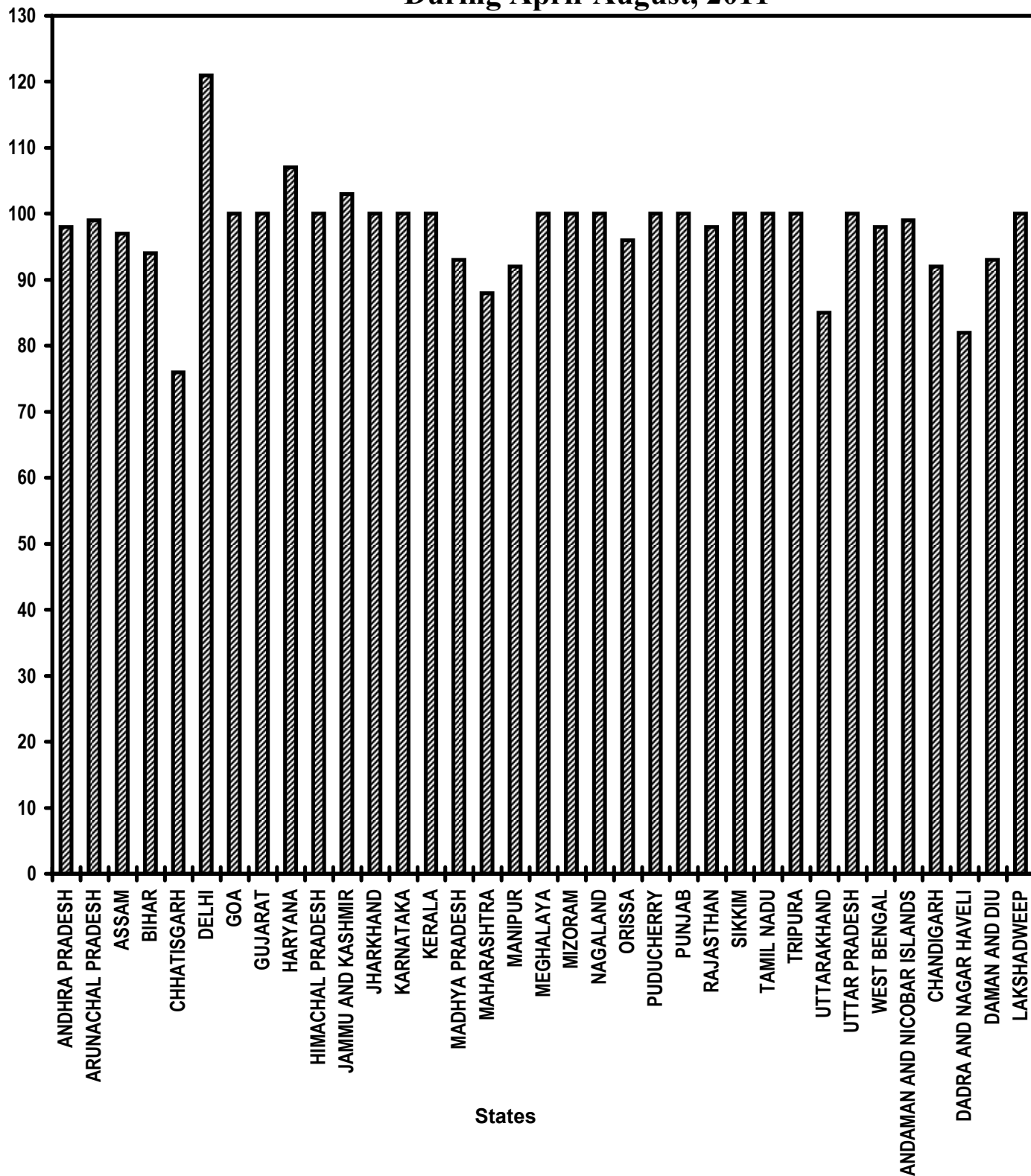


Table - 14

**Functional Anganwadis**  
**Anganwadis Functional (Cumulative)**  
**(Unit: Number)**

Sl. No.	State/UT Name	Target		Achievement April,2011-August,2011	Percent Achievement April,2011-August,2011
		2011-2012	April,2011-August,2011		
(1)	(2)	(3)	(4)	(5)	(5)/(4)
1	ANDHRA PRADESH	87,004	87,004	85,384	98
2	ARUNACHAL PRADESH	6,117	6,117	6,028	99
3	ASSAM	58,572	58,572	56,681	97
4	BIHAR	85,502	85,502	80,211	94
5	CHHATISGARH	50,501	50,501	38,556	76
6	DELHI	8,651	8,651	10,463	121
7	GOA	1,260	1,260	1,259	100
8	GUJARAT	49,935	49,935	50,094	100
9	HARYANA	23,247	23,247	24,938	107
10	HIMACHAL PRADESH	18,612	18,612	18,529	100
11	JAMMU AND KASHMIR	27,046	27,046	27,892	103
12	JHARKHAND	38,236	38,236	38,310	100
13	KARNATAKA	63,371	63,371	63,372	100
14	KERALA	33,066	33,066	33,063	100
15	MADHYA PRADESH	90,999	90,999	84,583	93
16	MAHARASHTRA	1,08,146	1,08,146	94,762	88
17	MANIPUR	10,615	10,615	9,795	92
18	MEGHALAYA	5,113	5,113	5,114	100
19	MIZORAM	1,980	1,980	1,980	100
20	NAGALAND	3,455	3,455	3,455	100
21	ORISSA	71,057	71,057	68,402	96
22	PUDUCHERRY	788	788	788	100
23	PUNJAB	26,656	26,656	26,656	100
24	RAJASTHAN	59,135	59,135	58,003	98
25	SIKKIM	1,200	1,200	1,194	100
26	TAMIL NADU	54,439	54,439	54,439	100
27	TRIPURA	9,906	9,906	9,906	100
28	UTTARAKHAND	19,223	19,223	16,384	85
29	UTTAR PRADESH	1,79,826	1,79,826	1,79,623	100
30	WEST BENGAL	1,13,999	1,13,999	1,11,724	98
31	ANDAMAN AND NICOBAR ISL	707	707	697	99
32	CHANDIGARH	456	456	420	92
33	DADRA AND NAGAR HAVELI	267	267	219	82
34	DAMAN AND DIU	104	104	97	93
35	LAKSHADWEEP	107	107	107	100
<b>Grand Total</b>		<b>13,09,298</b>	<b>13,09,298</b>	<b>12,63,128</b>	<b>96</b>

**Very Good:(90% or above of targets)**

ANDHRA PRADESH, ARUNACHAL PRADESH, ASSAM, BIHAR, DELHI, GOA, GUJARAT, HARYANA, HIMACHAL PRADESH, JAMMU AND KASHMIR, JHARKHAND, KARNATAKA, KERALA, MADHYA PRADESH, MANIPUR, MEGHALAYA, MIZORAM, NAGALAND, ORISSA, PUDUCHERRY, PUNJAB, RAJASTHAN, SIKKIM, TAMIL NADU, TRIPURA, UTTAR PRADESH, WEST BENGAL, ANDAMAN AND NICOBAR ISLANDS, CHANDIGARH, DAMAN AND DIU, LAKSHADWEEP

**Good:(Between 80% to 90% targets)**

MAHARASHTRA, UTTARAKHAND, DADRA AND NAGAR HAVELI

**Poor:(Below 80% of targets)**

CHHATISGARH

**No. of Urban poor families assisted  
under Seven Point Charter  
Poor Families Assisted  
% Achievement of Target  
During April-August, 2011**

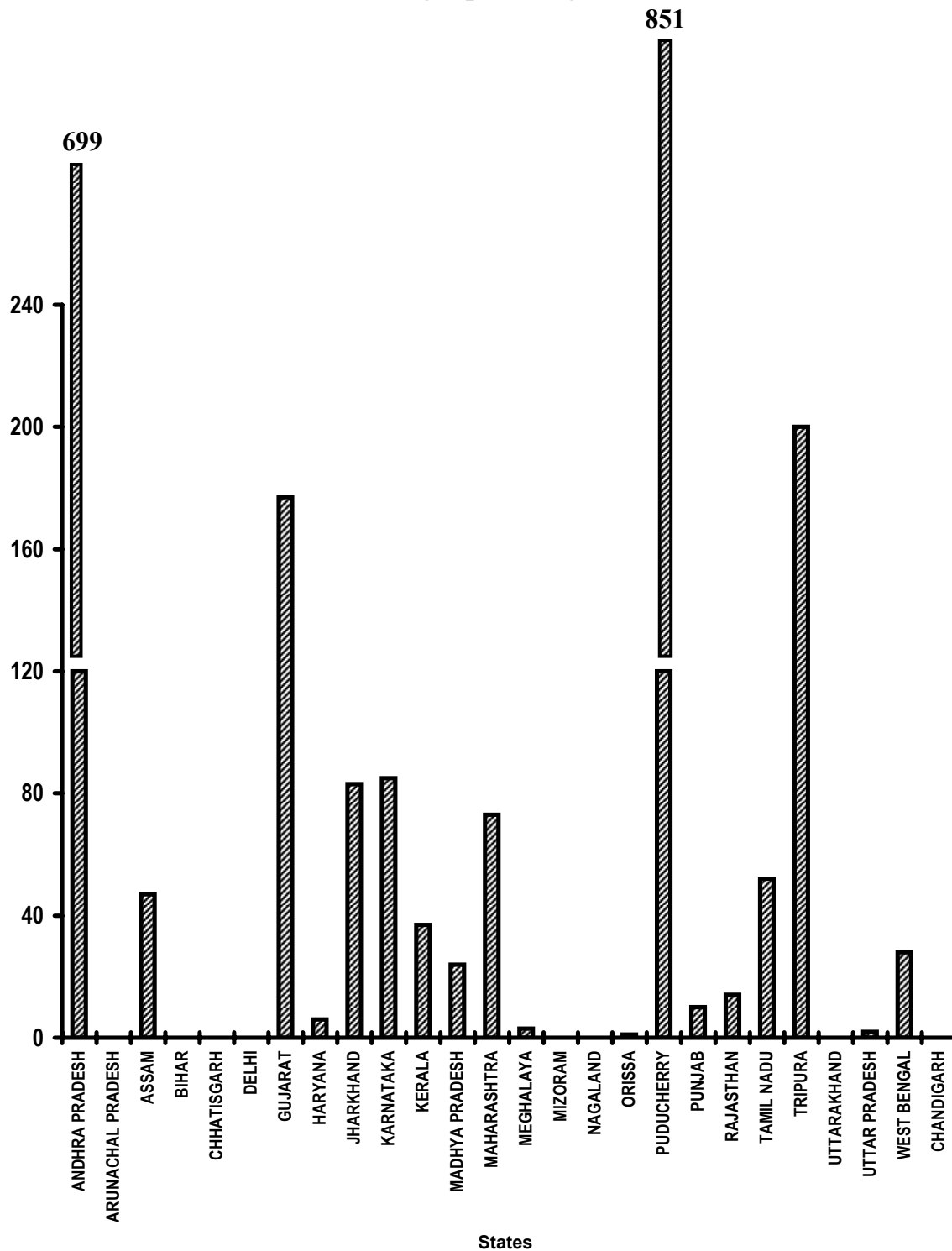


Table - 15

**No. of Urban poor families assisted under Seven Point Charter  
Poor Families Assisted  
(Unit: Number)**

Sl. No.	State/UT Name	Target		Achievement April,2011- August,2011	Percent Achievement April,2011- August,2011
		2011-2012	April,2011- August,2011		
(1)	(2)	(3)	(4)	(5)	(5)/(4)
1	ANDHRA PRADESH	60,000	25,000	1,74,659	699
2	ARUNACHAL PRADESH	375	156	0	0
3	ASSAM	6,000	2,500	1,165	47
4	BIHAR	12,000	5,000	0	0
5	CHHATISGARH	18,750	7,813	0	0
6	DELHI	30,000	12,500	0	0
7	GUJARAT	52,500	21,875	38,735	177
8	HARYANA	8,250	3,436	202	6
9	JHARKHAND	7,500	3,125	2,608	83
10	KARNATAKA	21,000	8,750	7,407	85
11	KERALA	22,500	9,375	3,423	37
12	MADHYA PRADESH	37,500	15,625	3,686	24
13	MAHARASHTRA	1,05,000	43,750	32,070	73
14	MEGHALAYA	900	375	12	3
15	MIZORAM	1,725	718	0	0
16	NAGALAND	3,000	1,250	0	0
17	ORISSA	8,700	3,625	30	1
18	PUDUCHERRY	1,800	750	6,380	851
19	PUNJAB	3,000	1,250	124	10
20	RAJASTHAN	33,000	13,750	1,945	14
21	TAMIL NADU	52,500	21,875	11,435	52
22	TRIPURA	1,500	625	1,247	200
23	UTTARAKHAND	4,500	1,875	0	0
24	UTTAR PRADESH	48,000	20,000	378	2
25	WEST BENGAL	52,500	21,875	6,059	28
26	CHANDIGARH	7,500	3,125	0	0
<b>Grand Total</b>		<b>6,00,000</b>	<b>2,49,998</b>	<b>2,91,565</b>	<b>117</b>

**Very Good:(90% or above of targets)**

ANDHRA PRADESH, GUJARAT, PUDUCHERRY, TRIPURA

**Good:(Between 80% to 90% targets)**

JHARKHAND, KARNATAKA

**Poor:(Below 80% of targets)**

ARUNACHAL PRADESH, ASSAM, BIHAR, CHHATISGARH, DELHI, HARYANA, KERALA, MADHYA PRADESH, MAHARASHTRA, MEGHALAYA, MIZORAM, NAGALAND, ORISSA, PUNJAB, RAJASTHAN, TAMIL NADU, UTTARAKHAND, UTTAR PRADESH, WEST BENGAL, CHANDIGARH

# Afforestation (Public and Forest Lands)

## Area Covered under Plantation

% Achievement of Target

During April-August, 2011

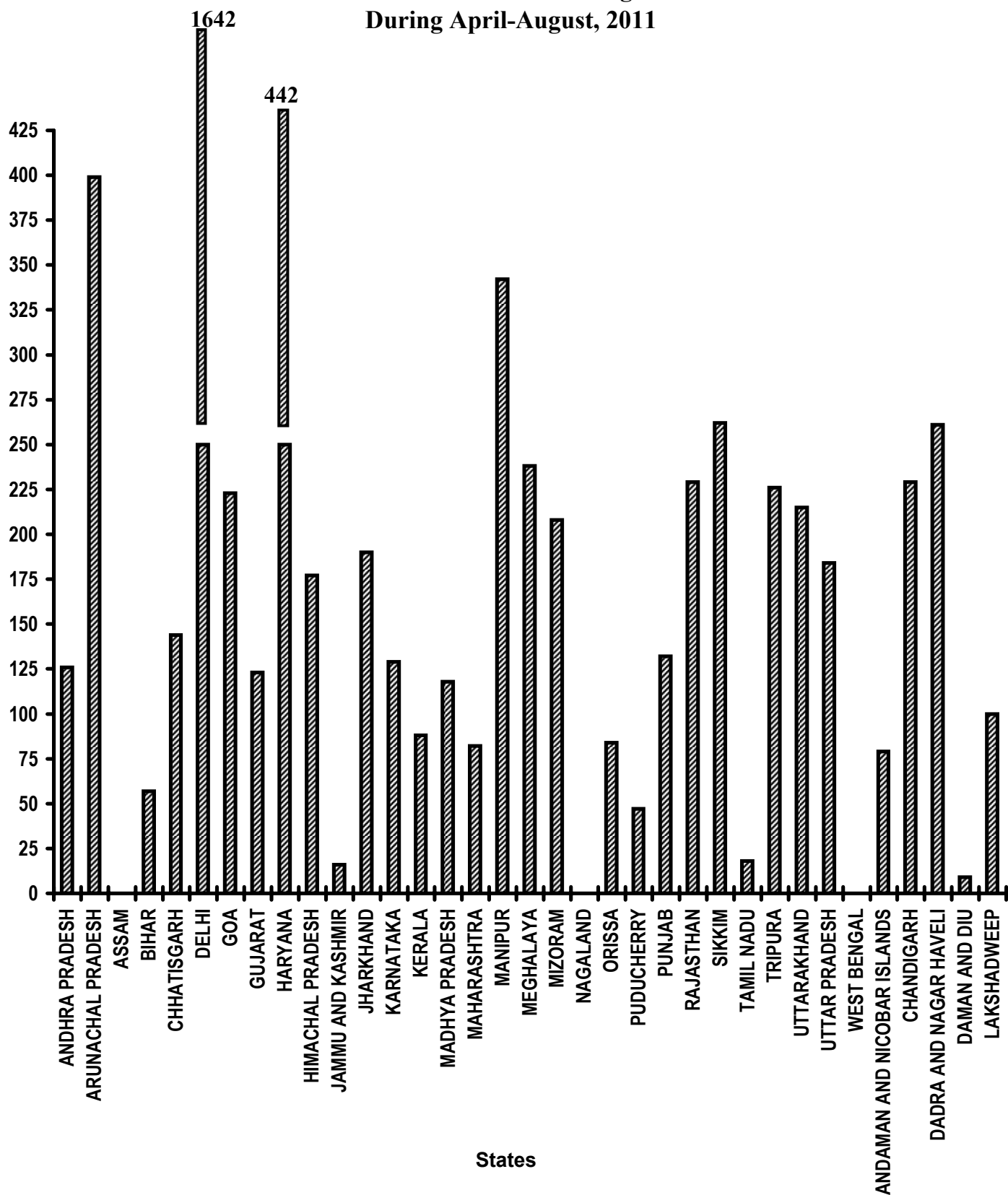


Table - 16(A)

**Afforestation ( Public and Forest Lands)**  
**Area Covered under Plantation**  
**(Unit: Hectares)**

Sl. No.	State/UT Name	Target		Achievement April,2011-August,2011	Percent Achievement April,2011-August,2011
		2011-2012	April,2011-August,2011		
(1)	(2)	(3)	(4)	(5)	(5)/(4)
1	ANDHRA PRADESH	3,12,000	1,30,000	1,64,199	126
2	ARUNACHAL PRADESH	6,500	2,708	10,817	399
3	ASSAM	9,500	3,958	0	0
4	BIHAR	25,000	10,416	5,912	57
5	CHHATISGARH	78,000	32,500	46,926	144
6	DELHI	105	43	706	1,642
7	GOA	500	208	463	223
8	GUJARAT	1,37,500	57,291	70,649	123
9	HARYANA	24,000	10,000	44,214	442
10	HIMACHAL PRADESH	20,000	8,333	14,782	177
11	JAMMU AND KASHMIR	28,000	11,665	1,822	16
12	JHARKHAND	30,000	12,500	23,700	190
13	KARNATAKA	1,00,000	41,665	53,730	129
14	KERALA	9,000	3,750	3,313	88
15	MADHYA PRADESH	2,10,000	87,500	1,03,012	118
16	MAHARASHTRA	1,80,000	75,000	61,600	82
17	MANIPUR	10,000	4,166	14,250	342
18	MEGHALAYA	2,500	1,041	2,482	238
19	MIZORAM	5,500	2,291	4,775	208
20	NAGALAND	5,000	2,083	0	0
21	ORISSA	2,15,000	89,583	75,150	84
22	PUDUCHERRY	75	30	14	47
23	PUNJAB	8,000	3,333	4,387	132
24	RAJASTHAN	60,000	25,000	57,294	229
25	SIKKIM	6,000	2,500	6,558	262
26	TAMIL NADU	1,18,500	49,375	8,742	18
27	TRIPURA	13,000	5,416	12,228	226
28	UTTARAKHAND	20,000	8,333	17,884	215
29	UTTAR PRADESH	90,000	37,500	69,052	184
30	WEST BENGAL	20,000	8,333	0	0
31	ANDAMAN AND NICOBAR ISL	1,300	541	428	79
32	CHANDIGARH	300	125	286	229
33	DADRA AND NAGAR HAVELI	250	103	269	261
34	DAMAN AND DIU	30	11	1	9
35	LAKSHADWEEP	20	8	8	100
<b>Grand Total</b>		<b>17,45,580</b>	<b>7,27,309</b>	<b>8,79,653</b>	<b>121</b>

**Very Good:(90% or above of targets)**

ANDHRA PRADESH, ARUNACHAL PRADESH, CHHATISGARH, DELHI, GOA, GUJARAT, HARYANA, HIMACHAL PRADESH, JHARKHAND, KARNATAKA, MADHYA PRADESH, MANIPUR, MEGHALAYA, MIZORAM, PUNJAB, RAJASTHAN, SIKKIM, TRIPURA, UTTARAKHAND, UTTAR PRADESH, CHANDIGARH, DADRA AND NAGAR HAVELI, LAKSHADWEEP

**Good:(Between 80% to 90% targets)**

KERALA, MAHARASHTRA, ORISSA

**Poor:(Below 80% of targets)**

ASSAM, BIHAR, JAMMU AND KASHMIR, NAGALAND, PUDUCHERRY, TAMIL NADU, WEST BENGAL, ANDAMAN AND NICOBAR ISLANDS, DAMAN AND DIU

# Afforestation (Public and Forest Lands)

## Seedlings planted

% Achievement of Target  
During April-August, 2011

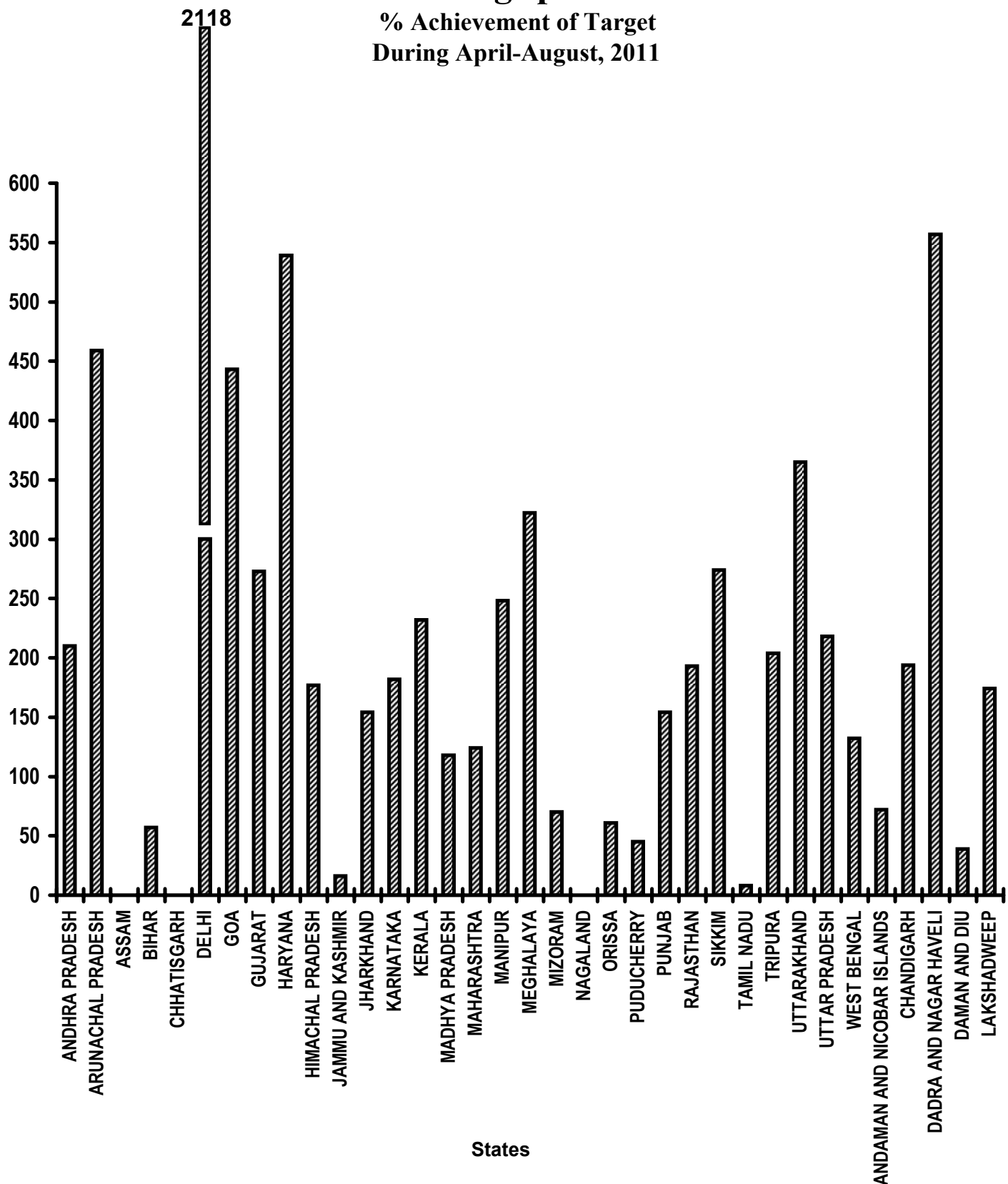




Table - 16(B)

**Afforestation ( Public and Forest Lands)**  
**Seedlings planted**  
**(Unit: Number)**

Sl. No.	State/UT Name	Target		Achievement April,2011-August,2011	Percent Achievement April,2011-August,2011
		2011-2012	April,2011-August,2011		
(1)	(2)	(3)	(4)	(5)	(5)/(4)
1	ANDHRA PRADESH	20,28,00,000	8,45,00,000	17,71,00,000	210
2	ARUNACHAL PRADESH	42,25,000	17,60,416	80,73,113	459
3	ASSAM	61,75,000	25,72,916	0	0
4	BIHAR	1,62,50,000	67,70,833	38,42,000	57
5	CHHATISGARH	5,07,00,000	2,11,25,000	372	0
6	DELHI	68,000	28,333	6,00,000	2,118
7	GOA	3,25,000	1,35,416	6,00,000	443
8	GUJARAT	8,93,75,000	3,72,39,583	10,16,73,000	273
9	HARYANA	1,56,00,000	65,00,000	3,50,51,000	539
10	HIMACHAL PRADESH	1,30,00,000	54,16,666	96,08,000	177
11	JAMMU AND KASHMIR	1,82,00,000	75,83,335	12,32,334	16
12	JHARKHAND	1,95,00,000	81,25,000	1,25,04,114	154
13	KARNATAKA	6,50,00,000	2,70,83,335	4,93,40,000	182
14	KERALA	58,50,000	24,37,500	56,55,548	232
15	MADHYA PRADESH	13,65,00,000	5,68,75,000	6,69,58,000	118
16	MAHARASHTRA	11,70,00,000	4,87,50,000	6,03,79,000	124
17	MANIPUR	65,00,000	27,08,333	67,08,872	248
18	MEGHALAYA	16,25,000	6,77,083	21,80,330	322
19	MIZORAM	35,75,000	14,89,583	10,48,345	70
20	NAGALAND	32,50,000	13,54,166	0	0
21	ORISSA	13,97,50,000	5,82,29,166	3,56,10,857	61
22	PUDUCHERRY	49,000	20,416	9,210	45
23	PUNJAB	52,00,000	21,66,666	33,33,000	154
24	RAJASTHAN	3,00,00,000	1,25,00,000	2,41,27,000	193
25	SIKKIM	39,00,000	16,25,000	44,50,104	274
26	TAMIL NADU	7,70,25,000	3,20,93,750	25,61,993	8
27	TRIPURA	84,50,000	35,20,833	72,00,000	204
28	UTTARAKHAND	1,30,00,000	54,16,666	1,97,61,000	365
29	UTTAR PRADESH	5,85,00,000	2,43,75,000	5,32,58,635	218
30	WEST BENGAL	1,30,00,000	54,16,666	71,52,000	132
31	ANDAMAN AND NICOBAR ISL	8,45,000	3,52,083	2,52,368	72
32	CHANDIGARH	1,95,000	81,250	1,57,696	194
33	DADRA AND NAGAR HAVELI	1,63,000	67,916	3,78,000	557
34	DAMAN AND DIU	20,000	8,335	3,288	39
35	LAKSHADWEEP	13,000	5,416	9,419	174
<b>Grand Total</b>		<b>1,12,56,28,000</b>	<b>46,90,11,661</b>	<b>70,08,18,598</b>	<b>149</b>

**Very Good:(90% or above of targets)**

ANDHRA PRADESH, ARUNACHAL PRADESH, DELHI, GOA, GUJARAT, HARYANA, HIMACHAL PRADESH, JHARKHAND, KARNATAKA, KERALA, MADHYA PRADESH, MAHARASHTRA, MANIPUR, MEGHALAYA, PUNJAB, RAJASTHAN, SIKKIM, TRIPURA, UTTARAKHAND, UTTAR PRADESH, WEST BENGAL, CHANDIGARH, DADRA AND NAGAR HAVELI, LAKSHADWEEP

**Poor:(Below 80% of targets)**

ASSAM, BIHAR, CHHATISGARH, JAMMU AND KASHMIR, MIZORAM, NAGALAND, ORISSA, PUDUCHERRY, TAMIL NADU, ANDAMAN AND NICOBAR ISLANDS, DAMAN AND DIU

# Rural Roads - PMGSY

## Length of Road Constructed

% Achievement of Target

During April-August, 2011

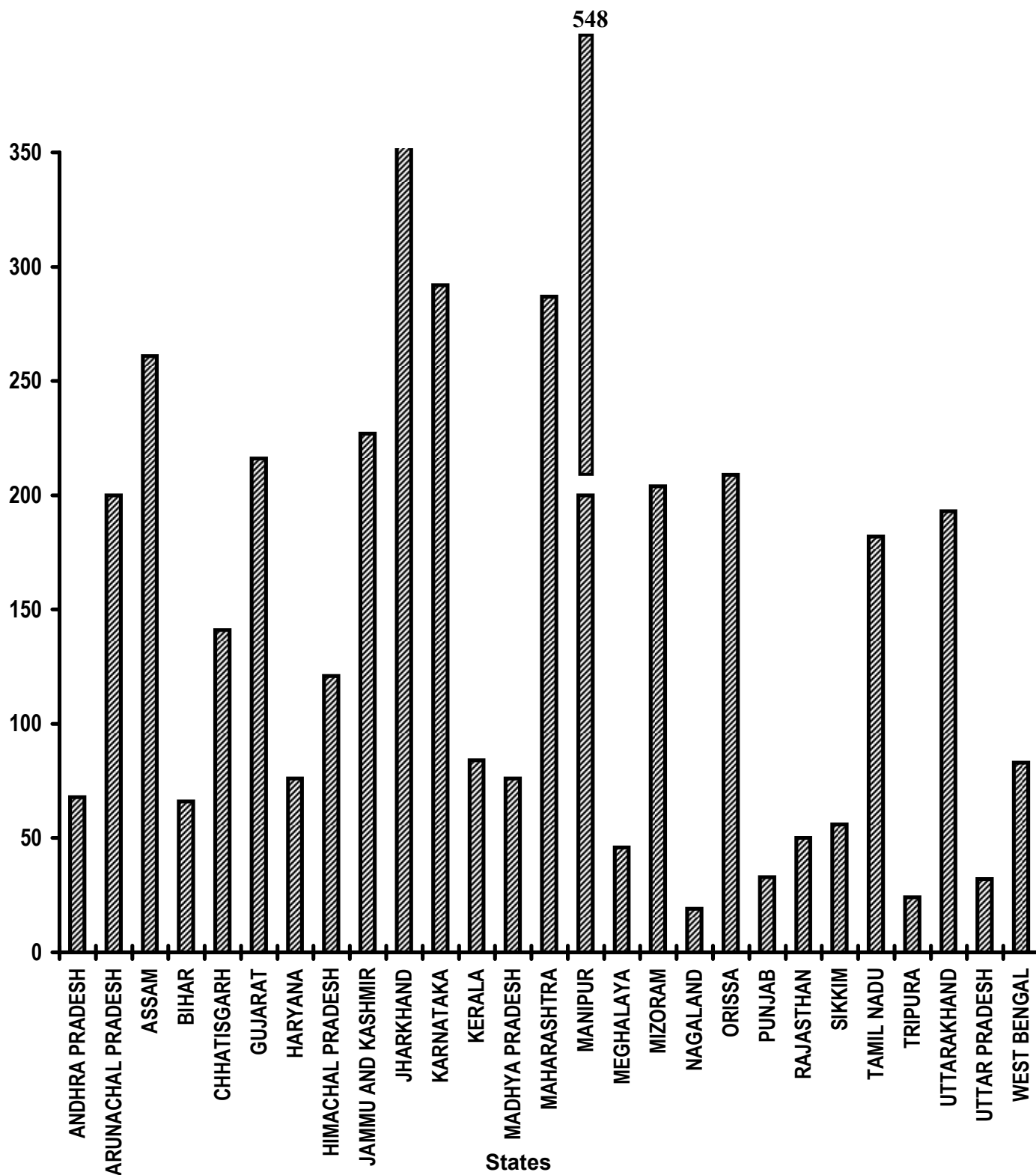


Table - 17

**Rural Roads - PMGSY**  
**Length of Road Constructed**  
**(Unit: Kilometer)**

Sl. No.	State/UT Name	Target		Achievement April,2011-August,2011	Percent Achievement April,2011-August,2011
		2011-2012	April,2011-August,2011		
(1)	(2)	(3)	(4)	(5)	(5)/(4)
1	ANDHRA PRADESH	1,925	513	348	68
2	ARUNACHAL PRADESH	196	53	# 106	200
3	ASSAM	1,224	327	854	261
4	BIHAR	6,000	1,600	#1055	66
5	CHHATISGARH	1,500	400	564	141
6	GUJARAT	728	194	420	216
7	HARYANA	292	78	59	76
8	HIMACHAL PRADESH	750	200	241	120
9	JAMMU AND KASHMIR	750	200	453	226
10	JHARKHAND	1,005	267	954	357
11	KARNATAKA	1,204	321	938	292
12	KERALA	446	119	100	84
13	MADHYA PRADESH	3,719	992	753	76
14	MAHARASHTRA	1,700	454	1,302	287
15	MANIPUR	150	40	219	548
16	MEGHALAYA	100	26	12	46
17	MIZORAM	100	26	53	204
18	NAGALAND	200	54	10	19
19	ORISSA	2,400	640	1,337	209
20	PUNJAB	593	159	53	33
21	RAJASTHAN	1,795	479	241	50
22	SIKKIM	154	41	# 23	56
23	TAMIL NADU	1,058	282	513	182
24	TRIPURA	314	83	20	24
25	UTTARAKHAND	350	94	181	193
26	UTTAR PRADESH	3,000	800	254	32
27	WEST BENGAL	1,347	359	# 297	83
<b>Grand Total</b>		<b>33,000</b>	<b>8,801</b>	<b>11,360</b>	<b>129</b>

**Very Good:(90% or above of targets)**

ARUNACHAL PRADESH, ASSAM, CHHATISGARH, GUJARAT, HIMACHAL PRADESH, JAMMU AND KASHMIR, JHARKHAND, KARNATAKA, MAHARASHTRA, MANIPUR, MIZORAM, ORISSA, TAMIL NADU, UTTARAKHAND

**Good:(Between 80% to 90% targets)**

KERALA, WEST BENGAL

**Poor:(Below 80% of targets)**

ANDHRA PRADESH, BIHAR, HARYANA, MADHYA PRADESH, MEGHALAYA, NAGALAND, PUNJAB, RAJASTHAN, SIKKIM, TRIPURA, UTTAR PRADESH

# Previous month's figure repeated due to non -availability of data

# Rajiv Gandhi Grameen Vidyutikaran Yojana-RGGVY

Villages electrified  
% Achievement of Target  
During April-August, 2011

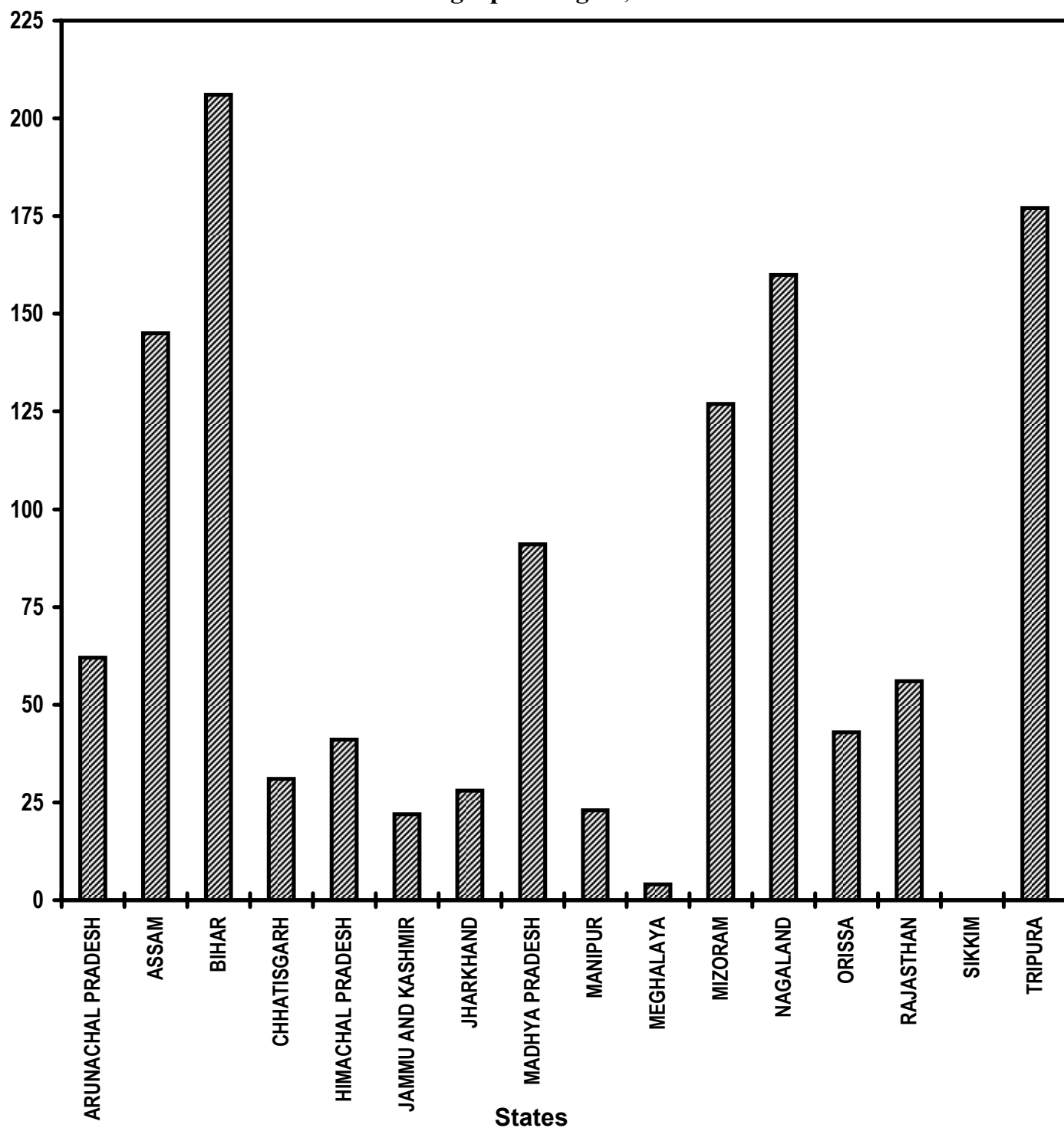


Table - 18

**Rajiv Gandhi Grameen Vidyutikaran Yojana**  
**Villages electrified**  
**(Unit: Number)**

Sl. No.	State/UT Name	Target		Achievement April,2011-August,2011	Percent Achievement April,2011-August,2011
		2011-2012	April,2011-August,2011		
(1)	(2)	(3)	(4)	(5)	(5)/(4)
1	ARUNACHAL PRADESH	1,450	386	240*	62
2	ASSAM	2,062	551	798	145
3	BIHAR	2,230	597	# 1227	206
4	CHHATISGARH	901	245	75*	31
5	HIMACHAL PRADESH	83	22	9	41
6	JAMMU AND KASHMIR	136	36	8*	22
7	JHARKHAND	2,141	570	162*	28
8	MADHYA PRADESH	492	130	118 *	91
9	MANIPUR	591	158	36 *	23
10	MEGHALAYA	1,616	432	16	4
11	MIZORAM	81	22	28 *	127
12	NAGALAND	38	10	16 *	160
13	ORISSA	2,174	595	254	43
14	RAJASTHAN	418	109	61	56
15	SIKKIM	5	-	# 6	-
16	TRIPURA	82	22	39	177
<b>Grand Total</b>		14,500	3,885	3,093	80

**Very Good:(90% or above of targets)**

ASSAM, BIHAR, MADHYA PRADESH, MIZORAM, NAGALAND, TRIPURA

**Poor:(Below 80% of targets)**

ARUNACHAL PRADESH, CHHATISGARH, HIMACHAL PRADESH, JAMMU AND KASHMIR, JHARKHAND, MANIPUR, MEGHALAYA, ORISSA, RAJASTHAN

\* Figures taken from MIS of RGGVY (M/o Power)

# Previous month's figure repeated due to non -availability of data

# Energising Pump sets

## Pumps sets energized

% Achievement of Target

During April-August, 2011

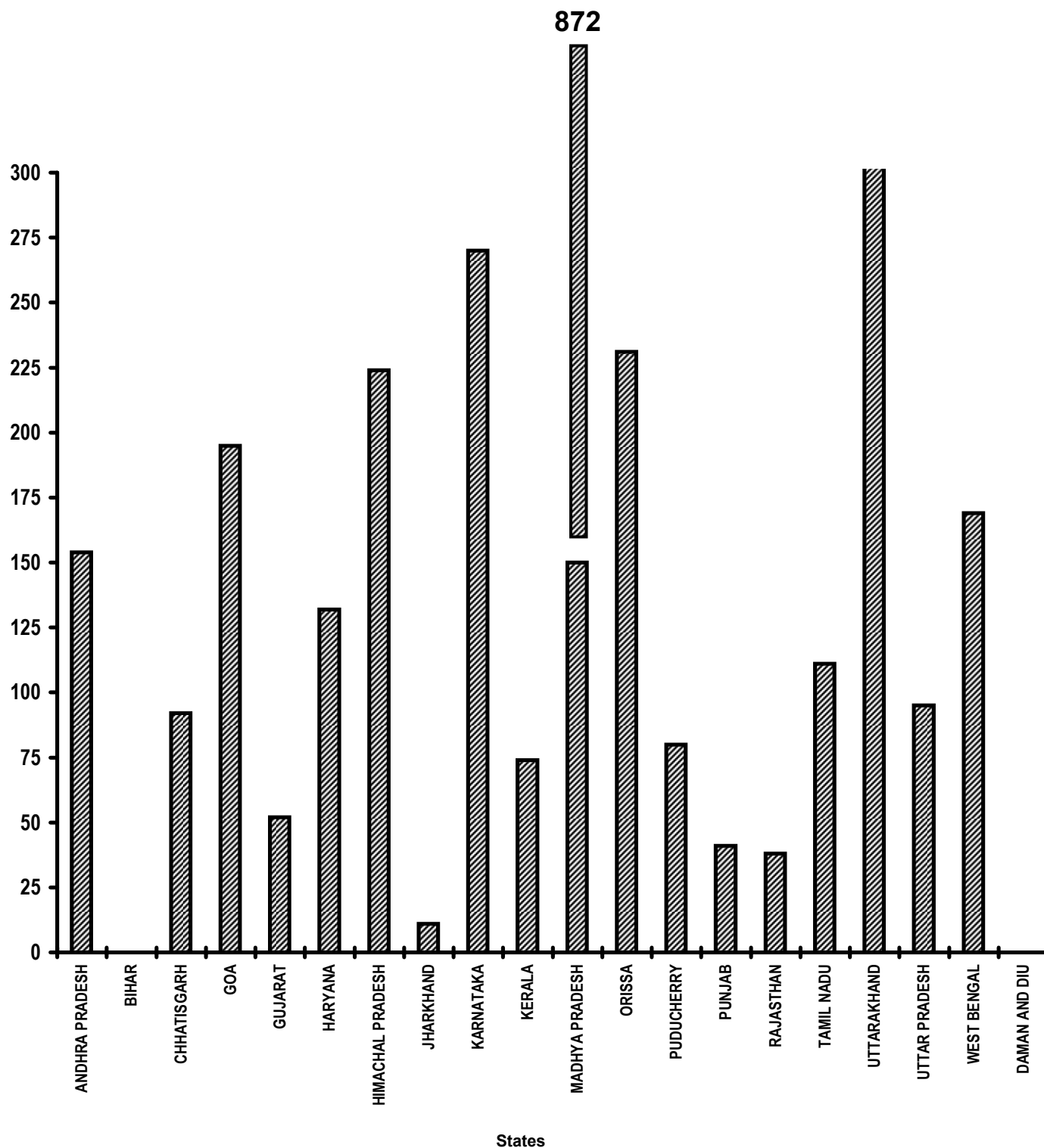


Table - 19

**Energising pump sets**  
**Pumps sets energized**  
**(Unit: Number)**

Sl. No.	State/UT Name	Target		Achievement April,2011-August,2011	Percent Achievement April,2011-August,2011
		2011-2012	April,2011-August,2011		
(1)	(2)	(3)	(4)	(5)	(5)/(4)
1	ANDHRA PRADESH	50,000	20,833	32,082	154
2	BIHAR	2,764	1,151	0	0
3	CHHATISGARH	20,000	8,333	7,626	92
4	GOA	100	41	80	195
5	GUJARAT	25,000	10,416	5,396	52
6	HARYANA	19,000	7,916	10,483	132
7	HIMACHAL PRADESH *	760	315	705	224
8	JHARKHAND	22,000	9,166	1,001	11
9	KARNATAKA *	25,400	10,583	28,541	270
10	KERALA	12,000	5,000	3,720	74
11	MADHYA PRADESH	17,237	7,181	62,593	872
12	ORISSA	1,190	495	1,141	231
13	PUDUCHERRY	25	10	8	80
14	PUNJAB *	60,000	25,000	10,239	41
15	RAJASTHAN	45,000	18,750	7,072	38
16	TAMIL NADU	15,000	6,250	6,949	111
17	UTTARAKHAND *	350	145	446	308
18	UTTAR PRADESH	22,058	9,190	8,688	95
19	WEST BENGAL *	422	175	296	169
20	DAMAN AND DIU	25	10	0	0
<b>Grand Total</b>		<b>3,38,331</b>	<b>1,40,960</b>	<b>1,87,066</b>	<b>133</b>

**Very Good:(90% or above of targets)**

ANDHRA PRADESH, CHHATISGARH, GOA, HARYANA, HIMACHAL PRADESH, KARNATAKA, MADHYA PRADESH, ORISSA, TAMIL NADU, UTTARAKHAND, UTTAR PRADESH, WEST BENGAL

**Good:(Between 80% to 90% targets)**

PUDUCHERRY

**Poor:(Below 80% of targets)**

BIHAR, GUJARAT, JHARKHAND, KERALA, PUNJAB, RAJASTHAN, DAMAN AND DIU

\* Figures 2010-11 repeated due to non-availability of fresh targets from concerned Nodal Ministry

# Supply of Electricity

Electricity supplied

% Achievement of Target

During April-August, 2011

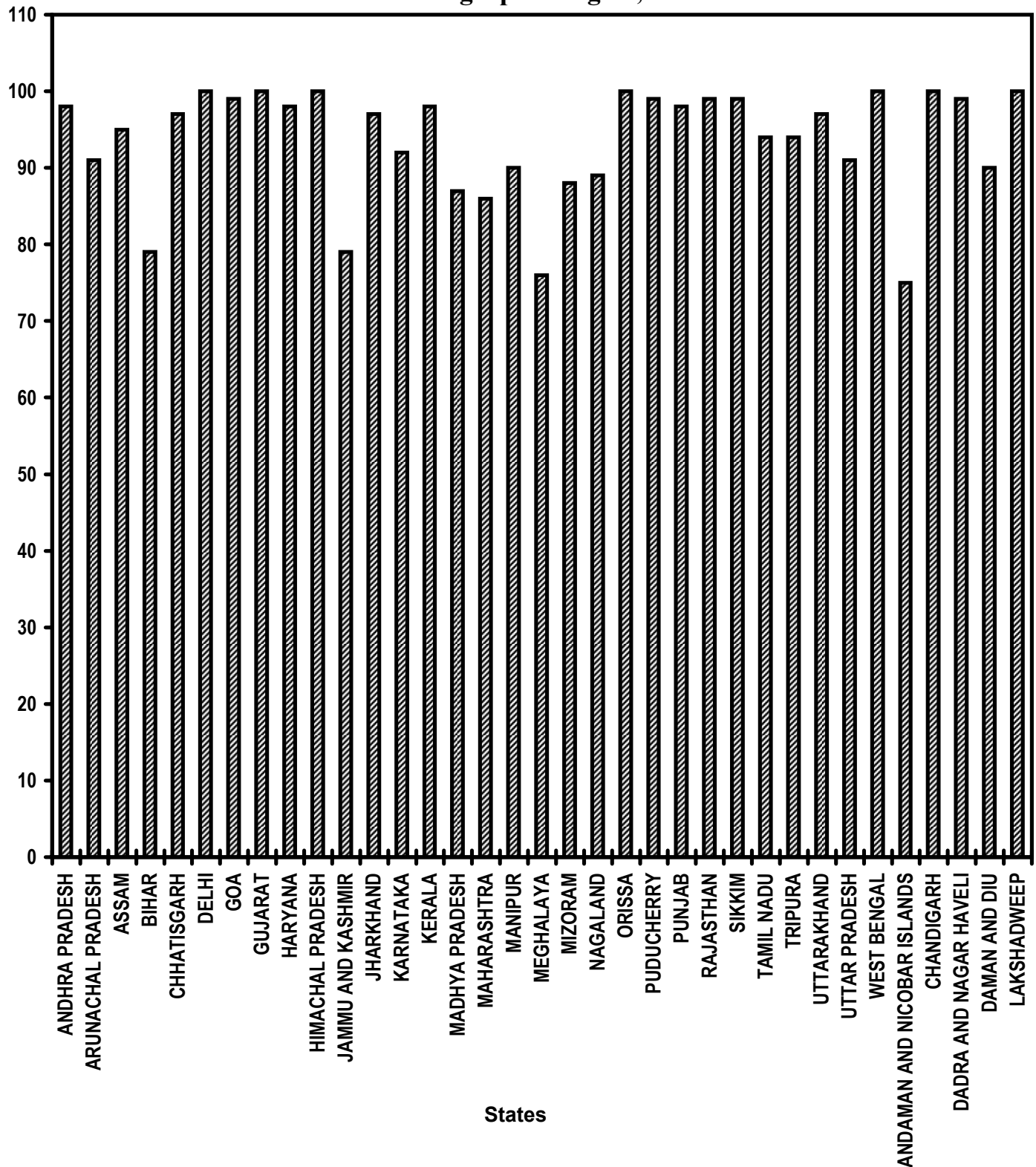




Table - 20

## Supply of Electricity

Sl. No.	State/UT Name	Electricity demanded (Million Units) April,2011- August,2011	Electricity supplied (Million Units) April,2011- August,2011	Shortage observed (Million Units) April,2011- August,2011	Percentage of Electricity Supplied
		(3)	(4)	(5)	(6)
1	ANDHRA PRADESH	35,584	34,705	879	98
2	ARUNACHAL PRADESH	239	218	21	91
3	ASSAM	2,619	2,477	142	95
4	BIHAR	5,440	4,324	1,116	79
5	CHHATISGARH	5,951	5,787	164	97
6	DELHI	13,084	13,071	13	100
7	GOA	1,324	1,315	9	99
8	GUJARAT	30,642	30,555	87	100
9	HARYANA	16,061	15,764	297	98
10	HIMACHAL PRADESH	3,341	3,329	12	100
11	JAMMU AND KASHMIR	5,300	4,176	1,124	79
12	JHARKHAND	2,468	2,395	73	97
13	KARNATAKA	22,998	21,198	1,800	92
14	KERALA	7,985	7,848	137	98
15	MADHYA PRADESH	17,163	14,887	2,276	87
16	MAHARASHTRA	55,846	47,820	8,026	86
17	MANIPUR	227	204	23	90
18	MEGHALAYA	814	616	198	76
19	MIZORAM	164	145	19	88
20	NAGALAND	253	226	27	89
21	ORISSA	9,403	9,375	28	100
22	PUDUCHERRY	964	955	9	99
23	PUNJAB	22,268	21,767	501	98
24	RAJASTHAN	19,410	19,264	146	99
25	SIKKIM	147	146	1	99
26	TAMIL NADU	36,302	34,232	2,070	94
27	TRIPURA	399	376	23	94
28	UTTARAKHAND	4,369	4,254	115	97
29	UTTAR PRADESH	33,252	30,410	2,842	91
30	WEST BENGAL	16,821	16,754	67	100
31	ANDAMAN AND NICOBAR ISL	100	75	25	75
32	CHANDIGARH	765	765	0	100
33	DADRA AND NAGAR HAVELI	1,900	1,890	10	99
34	DAMAN AND DIU	950	856	94	90
35	LAKSHADWEEP	16	16	0	100
Grand Total		3,74,569	3,52,195	22,374	94

Very Good:(90% or above of targets)

ANDHRA PRADESH, ARUNACHAL PRADESH, ASSAM, CHHATISGARH, DELHI, GOA, GUJARAT, HARYANA, HIMACHAL PRADESH, JHARKHAND, KARNATAKA, KERALA, MANIPUR, ORISSA, PUDUCHERRY, PUNJAB, RAJASTHAN, SIKKIM, TAMIL NADU, TRIPURA, UTTARAKHAND, UTTAR PRADESH, WEST BENGAL, CHANDIGARH, DADRA AND NAGAR HAVELI, DAMAN AND DIU, LAKSHADWEEP

Good:(Between 80% to 90% targets)

MADHYA PRADESH, MAHARASHTRA, MIZORAM, NAGALAND

Poor:(Below 80% of targets)

BIHAR, JAMMU AND KASHMIR, MEGHALAYA, ANDAMAN AND NICOBAR ISLANDS

**LISTOF ITEMS COVERED UNDER (TPP) - 2006**

<b>Point No.</b>	<b>Item No.</b>	<b>Name of the Points/Items</b>
<b>I.</b>		<b>Garibi Hatao [Poverty Eradication]</b>
		<b>Rural Areas</b>
	<b>1.</b>	Employment generation under the <i>Mahatma Gandhi National Rural Employment Guarantee Act (MGNREGA)</i>
	<b>2.</b>	Swaranjayanti Gram Swarajgar Yojana (SGSY)
	<b>3.</b>	Rural Business Hubs in Partnership with Panchayats
	<b>4.</b>	Self help Groups
		<b>Urban Areas</b>
	<b>5.</b>	Swaranjayanti Shehari Rojgar Yojana
<b>II.</b>		<b>Jan Shakti (Power to People)</b>
	<b>6.</b>	Local Self Government (Panchayati Raj and Urban Local Bodies) - Activity Mapping for devolution of functions - Budget Flow of Funds - Assignment of Functionaries
	<b>7.</b>	Quick and Inexpensive Justice – Gram Nyayalayas and Nyaya Panchayats.
	<b>8.</b>	District Planning Committees.
<b>III.</b>		<b>Kisan Mitra [Support to Farmers]</b>
	<b>9.</b>	Water shed development
	<b>10.</b>	Marketing and infrastructural support to farmers
	<b>11.</b>	Irrigation facilities (including minor and micro irrigation) for agriculture
	<b>12.</b>	Credit to farmers
	<b>13.</b>	Distribution of waste land to the landless
<b>IV.</b>		<b>Shramik Kalyan [Labour Welfare]</b>
	<b>14.</b>	Social Security for Agricultural and Unorganised Labour
	<b>15.</b>	Minimum Wages Enforcement (including Farm Labour)
	<b>16.</b>	Prevention of Child Labour
	<b>17.</b>	Welfare of Women Labour
<b>V.</b>		<b>Khadya Suraksha [Food Security ]</b>
	<b>18.</b>	<b>Food Security:</b> (i) Targeted Public Distribution system, (ii) Antyodaya Anna Yojana, (iii) Establishing Grain banks in chronically food scarcity areas
<b>VI.</b>		<b>Subke Liye Aawas [Housing for All]</b>
	<b>19</b>	Rural Housing - Indira Awaas Yojana
	<b>20.</b>	EWS/LIG Houses in Urban Areas

**Contd.....**

Point No.	Item No.	Name of the Points/Items
<b>VII.</b>		<b>Shudh Peya Jal [Clean Drinking Water]</b>
	<b>21.</b>	Rural Areas. - National Rural Drinking Water Programme-( <i>NRDWP</i> )
	<b>22.</b>	Urban Areas: - Accelerated Urban Water Supply Programme
<b>VIII.</b>		<b>Jan Jan Ka Swasthya [Health for All]</b>
	<b>23.</b>	Control and prevention of major diseases: (a) HIV/AIDS (b) TB (c) Malaria (d) Leprosy (e) Blindness
	<b>24.</b>	National Rural Health Mission
	<b>25.</b>	Immunisation of Children
	<b>26.</b>	Sanitation Programme in - Rural Areas - Urban areas
	<b>27.</b>	Institutional Delivery
	<b>28.</b>	Prevention of Female Foeticide
	<b>29.</b>	Supplementary nutrition for Mothers and Children
	<b>30.</b>	Two Child norms
<b>IX.</b>		<b>Sabke Liye Shiksha [Education for All]</b>
	<b>31.</b>	Sarv Shiksha Abhiyan - Compulsory Elementary Education
	<b>32.</b>	Mid Day Meal Scheme
<b>X.</b>		<b>Anusuchit Jaati, Jan Jaati, Alp-sankhyak evam Anya Pichhra Varg Kalyan [Welfare of Scheduled Castes, Scheduled Tribes, Minorities and OBCs]</b>
	<b>33.</b>	SC Families Assisted
	<b>34.</b>	Rehabilitation of Scavengers
	<b>35.</b>	ST Families Assisted
	<b>36.</b>	Rights of Forest dwellers – Owners of minor forest produce
	<b>37.</b>	Particularly Vulnerable Tribal Groups (PTGs)
	<b>38.</b>	No alienation of Tribal lands
	<b>39.</b>	Implementation of Panchayats (Extension to Scheduled Areas) Act [PESA]
	<b>40.</b>	Welfare of Minorities
	<b>41.</b>	Professional education among all minority communities
	<b>42.</b>	Reservation of OBCs in - Education - Employment
<b>XI.</b>		<b>Mahila Kalyan [Women Welfare]</b>
	<b>43.</b>	Financial Assistance for Women Welfare
	<b>44.</b>	Improved participation of women in (a) Panchayats (b) Municipalities (c) State Legislatures (d) Parliament

Contd.....

Point No.	Item No.	Name of the Points/Items
<b>XII.</b>		<b>Bal Kalyan (Child Welfare)</b>
	<b>45.</b>	Universalisation of ICDS Scheme
	<b>46.</b>	Functional Anganwadis
<b>XIII.</b>		<b>Yuva Vikas [Youth Development]</b>
	<b>47.</b>	Sports for all in Rural and Urban areas
	<b>48.</b>	Rashtriya Sadbhavana Yojana
	<b>49.</b>	National Service Scheme (NSS)
<b>XIV.</b>		<b>Basti Sudhar [Improvement of Slums]</b>
	<b>50.</b>	Number of Urban poor families assisted under seven point charter viz. land tenure, housing at affordable cost, water, sanitation, health, education, and social security.
<b>XV.</b>		<b>Paryavaran Sanrakshan evam Van Vridhi [Environment Protection and Afforestation]</b>
	<b>51.</b>	Afforestation (a) Area Covered under Plantation on - Public and Forest Lands (b) Number of Seedlings planted on -Public and Forest Lands
	<b>52.</b>	Prevention of pollution of Rivers and water bodies
	<b>53.</b>	Solid and liquid waste management in - Rural Areas - Urban Areas
<b>XVI.</b>		<b>Samajik Suraksha [Social Security]</b>
	<b>54.</b>	Rehabilitation of handicapped and orphans.
	<b>55.</b>	Welfare of the aged
<b>XVII.</b>		<b>Grameen Sadak [Rural Roads]</b>
	<b>56.</b>	Rural Roads - PMGSY
<b>XVIII.</b>		<b>Grameen Oorja [Energization of Rural Area]</b>
	<b>57.</b>	Bio-diesel Production
	<b>58.</b>	Rajiv Gandhi Grameen Vidyutikaran Yojana
	<b>59.</b>	Renewable Energy
	<b>60.</b>	Energising Pump sets
	<b>61.</b>	Supply of Electricity
	<b>62.</b>	Supply of Kerosene and LPG
<b>XIX.</b>		<b>Pichhara Kshetra Vikas [Development of Backward Areas]</b>
	<b>63.</b>	Backward Regions Grants Fund ( <i>BRGF</i> )
<b>XX.</b>		<b>e- Shasan [IT enabled e-Governance]</b>
	<b>64.</b>	Central and State Governments
	<b>65.</b>	Panchayats and Municipalities

**ABBREVIATIONS USED**

AAY	Antyodaya Anna Yojana
ARWSP	Accelerated Rural Water Supply Programme
DDRS	Deen Dayal Rehabilitation Scheme
EWS	Economically Weaker Section
IAY	Indira Awaas Yojana
ICDS	Integrated Child Development Scheme
LIG	Low Income Group
MWE	Minimum Wages Enforcement
NC	Not Covered
NREGS	National Rural Employment Guarantee Scheme
PC	Partially Covered
PMGSY	Prime Minister Grameen Sadak Yojana
SC	Scheduled Caste
RGGVY	Rajiv Gandhi Grameen Vidyutikaran Yojana
SGRY	Sampoorna Grameen Rojgar yojana
SGSY	Swaranjayanati Gram Swarojgar Yojana
SHG	Self Help Groups
ST	Scheduled Tribe
TPDS	Targeted Public Distribution system