

**TWENTY POINT PROGRAMME-2006**  
**PROGRESS REPORT**  
**FOR**  
**APRIL, 2010- FEBRUARY, 2011**



**GOVERNMENT OF INDIA**  
**MINISTRY OF STATISTICS AND PROGRAMME IMPLEMENTATION**  
**SARDAR PATEL BHAWAN, SANSAD MARG,**  
**NEW DELHI-110 001**

**Website: [www.mospi.gov.in](http://www.mospi.gov.in)**

# CONTENTS

	<b>Page No.</b>
I. Introduction	i
II. List of Twenty Points	ii
III. List of Monthly Monitored Items	iii
IV. Status of receipt of targets for Monthly Monitored items	iv
V. List of items /parameters identified for appraisal	vii
VI. List of items under TPP-2006 yet to be operationalised	viii

## PART-I

### Overall Performance Analysis

VII. Progress Report	1
VIII. Highlights of Performance	2
Table - A - All India Performance	6
Table- B - State-wise Performance	7
Table- C - State Wise and Item Wise Performance	12

## PART- II

### Performance Tables

<b>Table No.</b>	<b>Description of Item</b>	
1	Employment Generation - <i>MGNREG</i> Scheme	22
2 A)	Swaranjayanti Gram Swarojgar Yojana (SGSY)	23
2(B)	SC, ST, Women and Disabled Swarozgaries Assisted under SGSY	25
3(A)	SHGs Formed under SGSY	26
3(B)	SHGs to whom income generating activities provided -SGSY	28
4(A)	Distribution of Waste Land to the Landless	29
4(B)	Waste Land Distributed to SC, ST and others	30
5(A)	Minimum Wages Enforcement (Including Farm Labour)	31
	(i) Inspections made (ii) Irregularities detected	
	(iii) Irregularities rectified	
5(B)	Minimum Wages Enforcement (Including Farm Labour)	32
	(i) Claims Filed (ii) Claims Settled	
5(c)	Minimum Wages Enforcement (Including Farm Labour)	33
	(i) Prosecution cases pending (ii) Prosecution cases filed	
	(iii) Prosecution cases decided	
6(A)	<i>Food Security</i> : Targeted Public Distribution System (TPDS) for AAY, APL & BPL,	34
6(B)	<i>Food Security</i> : TPDS only for Antyodaya Anna Yojana (AAY)	36
6(C)	<i>Food Security</i> : TPDS only for Below Poverty Line (BPL)	38
7	Rural Housing - Indira Awaas Yojana (IAY)	40

**Contd...**

<b>Table No.</b>	<b>Description of Item</b>	<b>Page No.</b>
8	EWS/LIG Houses in Urban Areas	42
9 (A)	Rural Areas - ARWSP Habitations (NC/PC) covered	44
9 (B)	Slipped back habitations and habitations with water quality problem addressed- <i>ARWSP</i>	46
10	Sanitation Programme in Rural Areas	48
11	Institutional Delivery	49
12	SC Families Assisted	50
13	Universalization of ICDS Scheme	52
14	Functional Anganwadis	54
15	No. of Urban Poor Families Assisted under Seven Point Charter	56
16(A)	<i>Afforestation</i> : Area Covered under Plantation- (Public and Forest Lands)	58
16(B)	<i>Afforestation</i> : Seedlings Planted –(Public and Forest Lands)	60
17	Rural Roads Constructed under (PMGSY)	62
18	Village Electrified under Rajiv Gandhi Grameen Vidyutikaran Yojana (RGGVY)	64
19	Energising Pump sets	66
20	Supply of Electricity	68
<b>Annexures</b>		
○	List of 65 items monitored under TPP-2006	Annexure – I 70-72
○	Abbreviations used	Annexure - II 73

# Twenty Point Programme – 2006

## An Introduction

The Twenty Point Programme (TPP) was launched by the Government of India in the year 1975 and restructured in 1982, 1986 and again in 2006. The restructured programme, known as Twenty Point Programme (TPP) – 2006, became operational with effect from 1<sup>st</sup> April, 2007. The Programme is meant to give a thrust to schemes relating to poverty alleviation, employment generation in rural areas, housing, education, family welfare & health, protection of environment and many other schemes having a bearing on the quality of life, especially in the rural areas.

2. The programmes and schemes under the TPP-2006 are in harmony with the priorities contained in the Millennium Development Goals (MDGs) of the United Nations and SAARC Social Charter. The original nomenclature, namely the Twenty Point Programme, which has been in existence for more than three decades and carries the stamp of familiarity among the people and administrative agencies, has been retained.

3. Twenty Point Programme (TPP) – 2006 originally consisted of 20 Points (*Appendix-1*) and 66 items being monitored individually by Central Nodal Ministries concerned. Up to 2007-08, out of 66 items, 22 items were monitored on monthly basis. From 1<sup>st</sup> April, 2008 *Sampoorna Grameen Rojgar Yojana* (SGRY) has been merged with another item namely “*National Rural Employment Guarantee Act*” which has now been renamed as *Mahatma Gandhi National Rural Employment Guarantee Act* from 31<sup>st</sup> December, 2009 therefore, SGRY has been dropped from the list of 66 items and only 65 items are now monitored under TPP-2006 since 2008-09. The list of 65 items is enclosed at *Annexure-I*.

4. Out of 65 items, 20 items (information in respect of 16 items is being collected from various States/ UTs and for remaining 4 items from the concerned Central Nodal Ministries) are being monitored on monthly basis during the period 2010-11 against the targets fixed at the beginning of financial year by the central nodal Ministries and State Governments (*Appendix-2&3*). The remaining items under TPP-2006, are being monitored on annual basis as the information in respect of these items will be made available by the concerned Central Nodal Ministries only on annual basis. These 65 items consist of about 160 identified parameters, however for the purpose of monthly performance, 19 identified parameters have been taken (*Appendix-4*).

5. Some of the schemes/programmes are yet to be operationalised by the Central Nodal Ministries concerned. These items will be monitored only after the schemes concerning them come into existence and their frequency of monitoring will be decided later. The details of such items are available at *Appendix-5*.

6. The monitoring mechanism for TPP-2006 has been widened by including block level monitoring in addition to District, State and Central level monitoring. Most of the States/Union Territories have constituted the block, district and state level monitoring committees. At the Centre, the progress of individual items is monitored and reviewed by the Departments/Ministries concerned. The Ministry of Statistics & Programme Implementation (MOSPI) monitors the Programme/ schemes covered under TPP-2006 on the basis of performance report received from State Government and central nodal Ministries.

## **Twenty Point Programme – 2006**

### **List of Twenty Points**

1. Garibi Hatao [Poverty Eradication]
2. Jan Shakti [Power to People]
3. Kisan Mitra [Support to Farmers]
4. Shramik Kalyan [Labour Welfare]
5. Khadya Suraksha [Food Security ]
6. Subke Liye Aawas [Housing for All]
7. Shudh Peaya Jal [Clean Drinking Water]
8. Jan Jan Ka Swasthya [Health for All]
9. Sabke Liye Shiksha [Education for All]
10. Anusuchit Jaati, Jan Jaati, Alp-sankhyak evam Anya Pichhra  
Varg Kalyan [Welfare of Scheduled Castes, Scheduled Tribes,  
Minorities and OBCs]
11. Mahila Kalyan [Women Welfare]
12. Bal Kalyan [Child Welfare]
13. Yuva Vikas [Youth Development]
14. Basti Sudhar [Improvement of Slums]
15. Paryavaran Sanrakshan evam Van Vridhi  
[Environment Protection and Afforestation]
16. Samajik Suraksha [Social Security]
17. Grameen Sadak [Rural Roads]
18. Grameen Oorja [Energization of Rural Area]
19. Pichhara Kshetra Vikas [Development of Backward Areas]
20. e- Shasan [IT enabled e-Governance]

## **Twenty Point Programme – 2006**

### **Monthly Monitored Items**

1. Employment Generation under the Mahatma Gandhi National Rural Employment Guarantee Scheme (*MGNREGA*)
2. Swaranjayanti Gram Swarojgar Yojana (SGSY)
3. ***Self help Groups:***
  - (i) Self help Groups formed under SGSY
  - (ii) SHGs to whom income generating activities provided under SGSY
4. Distribution of Waste land to landless
5. Minimum Wages Enforcement (Including Farm Labour)
6. ***Food Security:***
  - (i) Targeted Public Distribution System (TPDS) for AAY, APL& BPL,
  - (ii) *TPDS* only for Antyodaya Anna Yojana (AAY)
  - (iii) *TPDS* only for Below Poverty Line (BPL)
7. Rural Housing for Indira Awaas Yojana (IAY)
8. EWS/LIG Houses in Urban Areas
9. ***Rural Areas-*** Accelerated Rural Water Supply Programme (ARWSP)
  - (i) Habitations covered (NC &PC)
  - (ii) Slipped back habitations and habitations with water quality problems addressed
10. Sanitation Programme in Rural Areas
11. Institutional Delivery
12. SC Families Assisted
13. Universalisation of ICDS Scheme
14. Functional Anganwadis
15. Number of Urban poor families assisted under seven point charter viz. land tenure, housing at affordable cost, water, sanitation, health, education, and social security.
16. ***Afforestation:***
  - (a) Area Covered under Plantation on - Public and Forest Lands
  - (b) Number of Seedlings planted on -Public and Forest Lands
17. Rural Roads constructed under Prime Minister Grameen Sadak Yojana (PMGSY)
18. Village Electrified under Rajiv Gandhi Grameen Vidyutikaran Yojana (RGGVY)
19. Energising Pump sets
20. Supply of Electricity

**STATUS OF RECEIPT OF TARGETS FOR MONTHLY MONITORED ITEMS UNDER TPP-2006**

<b>Item No.</b>	<b>Name of the item</b>	<b>Parameter</b>	<b>Parameters/ indicators</b>	<b>Whether State-wise targets fixed by the concerned Administrative Ministries</b>	<b>Whether targets have been received</b>	<b>Nodal Ministry</b>
<b>1</b>	Employment Generation under the <i>Mahatma Gandhi National Rural Employment Guarantee Scheme</i>	<b>-</b>	(i) No. of job card issued  (ii) Employment generated  (iii) Wages given	Targets not fixed */ not supplied by Administrative Ministry	-	Ministry of Rural Development
<b>2</b>	Swaranjayanti Gram Swarojgar Yojana (SGSY)	<b>1</b>	<i>Individual Swarozgaries Assisted</i> (i) Total (ii) SC (iii) ST (iv) Women (v) Disabled person	Targets received from Administrative Ministry	Yes	-do-
<b>3</b>	Self help Groups	<b>-</b>	SHGs under SGSY - SHGs formed	Targets not fixed */ not supplied by Administrative Ministry	-	-do-
		<b>2</b>	- SHGs to whom income generating activities provided	Targets received from Administrative Ministry	Yes	-do-
<b>4</b>	Distribution of waste land to the landless	<b>-</b>	<i>Waste Land Distributed</i> (i) Total (ii) SC (iii) ST (iv) Others	Targets not fixed */ not supplied by Administrative Ministry	-	-do-
<b>5</b>	<b><i>Minimum Wages Enforcement</i></b> (including Farm Labour)	<b>-</b>	(a) <i>Agriculture and Farm workers</i> (i) Inspections made (ii) Irregularities detected (iii) Irregularities rectified (iv) Claims filed (v) claims settled (vi) Prosecution cases pending (vii) Prosecution cases filed (viii) Prosecution cases decided (b) <i>others</i>	Targets not fixed */ not supplied by Administrative Ministry	-	Ministry of Labour & Employment

Item No.	Name of the item	Parameter	Parameters/ indicators	Whether State-wise targets fixed by the concerned Administrative Ministries	Whether targets have been received	Nodal Ministry
<b>6</b>	<b>Food Security:</b> <b>(i)</b> Targeted Public Distribution System (AAY+APL+BPL) <b>(ii)</b> Antyodaya Anna Yojana (AAY) <b>(iii)</b> Below Poverty Line (BPL)	<b>3</b>	Allocation of Food Grains to States/UTs	Targets received from Administrative Ministry	Yes	Ministry of Consumer Affairs, Food & Public Distribution
		<b>4</b>	Allocation of Food Grains to States/UTs	-do-	Yes	-do-
		<b>5</b>	Allocation of Food Grains to States/UTs	-do-	Yes	-do-
<b>7</b>	Rural Housing - Indira Awaas Yojana (IAY)	<b>6</b>	Houses Constructed	Targets received from Administrative Ministry	Yes	Ministry of Rural Development
<b>8</b>	EWS/LIG Houses in Urban Areas	<b>7</b>	Houses Constructed	Targets received from Administrative Ministry	Yes	M/o Housing and Urban Poverty Alleviation
<b>9</b>	<b>Rural Areas</b> - Accelerated Rural Water Supply Programme -(ARWSP)	<b>8</b>	(i) Habitations covered (NC/PC)	Targets received from Administrative Ministry	Yes	M/o RD Department of Drinking Water Supply
		<b>9</b>	(ii) Slipped back Habitations and Habitations with water quality problem addressed	Targets received from Administrative Ministry	Yes	-do-
<b>10.</b>	Sanitation Programme in Rural Areas	-	Individual Household latrines constructed	Targets not fixed */ not supplied by Administrative Ministry	-	M/o RD Department of Drinking Water Supply
<b>11.</b>	Institutional Delivery	-	Delivery in Institutions	Targets not fixed */ not supplied by Administrative Ministry	-	Ministry of Health & Family Welfare
<b>12.</b>	SC Families Assisted	<b>10</b>	SC Families Assisted	Targets may be fixed but not received from Administrative Ministry & hence target of 2007-08 taken **	No	M/o Social Justice and Empowerment
<b>13.</b>	Universalisation of ICDS Scheme	<b>11</b>	ICDS Blocks Operational (Cumulative)	Targets received from Administrative Ministry	Yes	Ministry of Women and Child Development

\*\* Reminders sent to Administrative Ministry to send this year's target.



Item No.	Name of the item	Parameter	Parameters/ indicators	Whether State-wise targets fixed by the concerned Administrative Ministries	Whether targets have been received	Nodal Ministry
14.	Functional Anganwadis	12	Anganwadis Functional (cumulative)	Targets received from Administrative Ministry	Yes	Ministry of Women and Child Development
15.	Number of Urban poor families assisted under seven point charter viz. land tenure, housing at affordable cost, water, sanitation, health, education, and social security.	13	Poor Families Assisted	Targets received from Administrative Ministry	Yes	M/o Housing and Urban Poverty Alleviation
16	<b>Afforestation:</b> (a) Area Covered under Plantation on - Public and Forest Lands (b) Number of Seedlings planted on -Public and Forest Lands	14	(a) Area Covered under Plantation on - Public and Forest Lands	Targets received from Administrative Ministry	Yes	Ministry of Environment and Forest
		15	(b)Number of Seedlings of	Targets received from Administrative Ministry	Yes	do
17.	Rural Roads – PMGSY	16	Length of Road Constructed	Targets received from Administrative Ministry	Yes	Ministry of Rural Development
18.	Rajiv Gandhi Grameen Vidyutikaran Yojana (RGGVY)	17	Villages electrified	Targets received from Administrative Ministry	Yes	Ministry of Power
19.	Energising Pump sets	18	Pumpsets Energised	Targets received from Administrative Ministry	Yes	-do-
20	Supply of Electricity	19	Electricity demanded	Targets received from Administrative Ministry	Yes	-do-

*\* These items where Administrative Ministries have not fixed state-wise targets are not monitored/ reviewed on monthly basis (only 19 parametres being monitored on monthly basis) since these are monitored without fixing of targets with reference to actual achievements as these are demand driven based.*

## Twenty Point Programme – 2006

### Items/Parameters identified for appraisal

For the purpose of monthly appraisal, the performance of States under TPP-2006 is evaluated on the following 19 Parameters, contained in 15 Items and as per State/UT wise targets fixed by the Central Administrative Ministries.

Items	Parameters	Description of Item
1	1	Total No. of Individual Swarozgaries Assisted under SGSY
2	2	SHGs to whom income generating activities provided under SGSY
3	-	<b>Food Security:</b>
	3	(i) Targeted Public Distribution System (TPDS) for AAY, APL & BPL,
	4	(ii) TPDS only for Antyodaya Anna Yojana (AAY)
	5	(iii) TPDS only for Below Poverty Line (BPL)
4	6	Rural Housing under Indira Awaas Yojana (IAY)
5	7	EWS/LIG Houses in Urban Areas
6	-	<b>Rural Areas:</b>
	8	(i) Accelerated Rural Water Supply Programme-Habitation covered (NC & PC)
	9	(ii) Slipped back habitations and habitation with water quality problems addressed -ARWSP
7	10	SC Family Assisted
8	11	Universalisation of ICDS Scheme
9	12	Functional Anganwadis
10.	13	Number of Urban poor families assisted under seven point charter viz. land tenure, housing at affordable cost, water, sanitation, health, education, and social security.
11	-	<b>Afforestation:</b>
	14	(i) Area Covered under Plantation on- Public and Forest Lands
	15	(ii) Number of Seedlings planted on- Public and Forest Lands
12	16	Rural Roads constructed under Prime Minister Grameen Sadak Yojana (PMGSY)
13	17	Village electrified under Rajiv Gandhi Grameen Vidyutikaran Yojana (RGGVY)
14	18	Energising Pump sets
15	19	Supply of Electricity

**List of items where the concerned schemes are yet to be operationalised**

(i) ***Quick and inexpensive justice–Gram Nyayalayas and Nyaya Panchayats<sup>1</sup>***: The Schemes of Gram Nyayalaya has been transferred to Ministry of Law and Justice for operationalisation. However the matter of Nyaya Panchayat is still under consideration/finalization in the Ministry of Panchayati Raj.

(ii) ***Sports for all in Rural and Urban Areas<sup>2</sup>*** : The scheme titled “Nagar Palika Yuva Krida Aur Khel Abhiyan” for the development of sports infrastructure in urban areas is yet to be approved.

1. when operationalise will be monitored under Point No. 2 *Jan Shakti (Power to People)* (Item 7)
2. when operationalise will be monitored under Point No 13 *Yuva Vikas (Youth Development)* (Item 47)

# **PART - I**

**TWENTY POINT PROGRAMME - 2006**

**OVERALL PERFORMANCE ANALYSIS**

# Twenty Point Programme-2006

## Progress Report \*-(April, 2010-February, 2011)

This monthly progress report of Twenty Point Programme-2006 consists of two parts: **Part-I** contains an analysis of the overall performance, whereas **Part-II** deals with item-wise performance.

2. The report is compiled on the basis of data received from the Central Nodal Ministries and State Governments/UT Administrations. The data is received either through web enabled software developed by National Informatics Centre (NIC) Cell in this Ministry or through Fax/e-mail/post. The processing of data has been done in association with NIC Cell.

3. The analysis for the period of **April, 2010-February, 2011** shows that the performance under **fourteen items** has been '**Very Good**' (90% or above the targets). These items are:

- (i) Urban Poor Families Assisted under Seven Point Charter
- (ii) Road Constructed under Prime Minister Grameen Sadak Yojana (PMGSY)
- (iii) Individual Swarozgaries Assisted under SGSY
- (iv) Pumpsets Energised
- (v) Seedlings Planted (Public and Forest Lands)
- (vi) SC Families Assisted
- (vii) SHGs Provided Income Generating Activities under SGSY
- (viii) Area Covered under Plantation (Public and Forest Lands)
- (ix) *Food Security*: Targeted Public Distribution System only for BPL
- (x) Village Electrified- Rajiv Gandhi Grameen Vidyutikaran Yojana (RGGVY)
- (xi) ICDS Blocks Operational (Cum.)
- (xii) *Food Security*: Targeted Public Distribution System only for AAY
- (xiii) *Food Security*: Targeted Public Distribution System for APL, BPL & AAY and
- (xiv) Supply of Electricity

4. The performance of **three items** has been '**Good**' (80% to 90% of target). These items are:

- (i) Anganwadis Functional (Cum.)
- (ii) Houses constructed under EWS/LIG and
- (iii) Houses Constructed under Indira Awaas Yojana (IAY)

5. The performance of **two items** has been '**Poor**' (below 80% of target). These items are:

- (i) Slipped back habitations and habitations with water quality problems addressed-ARWSP and
- (ii) Habitations covered (NC and PC)- ARWSP

6. The item "*Sapoorna Gramin Rojgar Yojana (SGRY)*" has been merged with "*National Rural Employment Guarantee Scheme- NREGS*" with effect from 1<sup>st</sup> April, 2008 which has now been renamed as *Mahatma Gandhi National Rural Employment Guarantee Scheme (MGNREGS)* with effect from. 31<sup>st</sup> December, 2009. Some of items under TPP-2006 namely "*Mahatma Gandhi National Rural Employment Guarantee Scheme (MGNREGS)*", *Self help Groups formed under SGSY*, *Sanitation Programme in Rural Area* and *Institutional Delivery*" are demand driven and no targets are assigned by concerned nodal Ministries where as for items like "*Distribution of Wasteland to the landless*" & *Minimum Wages Enforcement (including Farm Labour)*, concerned administrative Ministries are not in position to provide state/UT-wise targets as such all these items are being monitored on monthly basis without any targets but not been considered for the purpose of appraisal. In order to monitor the performance of TPDS under *Food Security* in a more purpose full manner individual monitoring of one more parameters namely BPL have been added besides existing parameters namely TPDS and AAY for monitoring on monthly basis. The items where monthly/quarterly/ annual targets have been provided by the Ministries concerned, monthly targets have been worked out on prorata basis.

7. MPR has not received from the States of Sikkim, Tripura and Dadra & Nagar Haveli till finalization of this report. Therefore the performance of this States/UT for period April 2010-February, 2011 has been reported as nil in this MPR.

\* Based on monthly monitored 19 Parameters.

## HIGHLIGHTS OF PERFORMANCE

Sl. No.	Item	Achievement for April,2010-February, 2011
<b>1- Employment Generated under MGNREGS.</b>		
	(i) No. of Job cards issued	86.73 lakh *
	(ii) Employment generated	220.04 crore Mandays
	(iii) Wages given	Rs. 22917.16 crore
<b>2- Swaranjayanti Gram Swarozgar Yojana (SGSY)</b>		
	No. of Individual Swarozgaries Assisted	3,70,246
<b>3- Self help Groups</b>		
	(i) No. of SHGs formed	2,96,950
	(ii) No. of SHGs to whom income generating activities provided under SGSY	1,89,165
<b>4- Distribution of waste land to the landless</b>		
	Land Distributed	51,935 hectare
<b>5- Minimum Wages Enforcement (Including Farm Labour)</b>		
	(i) No. of Inspections made	78,096
	(ii) No. of Irregularities detected	9,184
	(iii) No. of Irregularities rectified	9,329
	(iv) No. of Claims filed	3,475
	(v) No. of Claims settled	1,392
	(vi) No. of Prosecution cases Pending	6,313
	(vii) No. of Prosecution cases filed	192
	(viii) No. of Prosecution cases decided	44
<b>6- Food Security: (i) TPDS (ii) AAY(iii) BPL</b>		
	<b>(i) Food Security:</b> Targeted Public Distribution System (TPDS)	400.45 lakh tonnes
	<b>(ii) Food Security:</b> Antyodaya Anna Yojana (AAY)	88.25 lakh tonnes
	<b>(iii) Food Security:</b> Below Poverty Line (BPL)	158.60 lakh tonnes
<b>7- Rural Housing-Indira Awaas Yojana</b>		
	No. of Houses constructed	19,56,307
<b>8- EWS/LIG Houses in Urban Areas</b>		
	No. of Houses constructed	1,18,422 \$

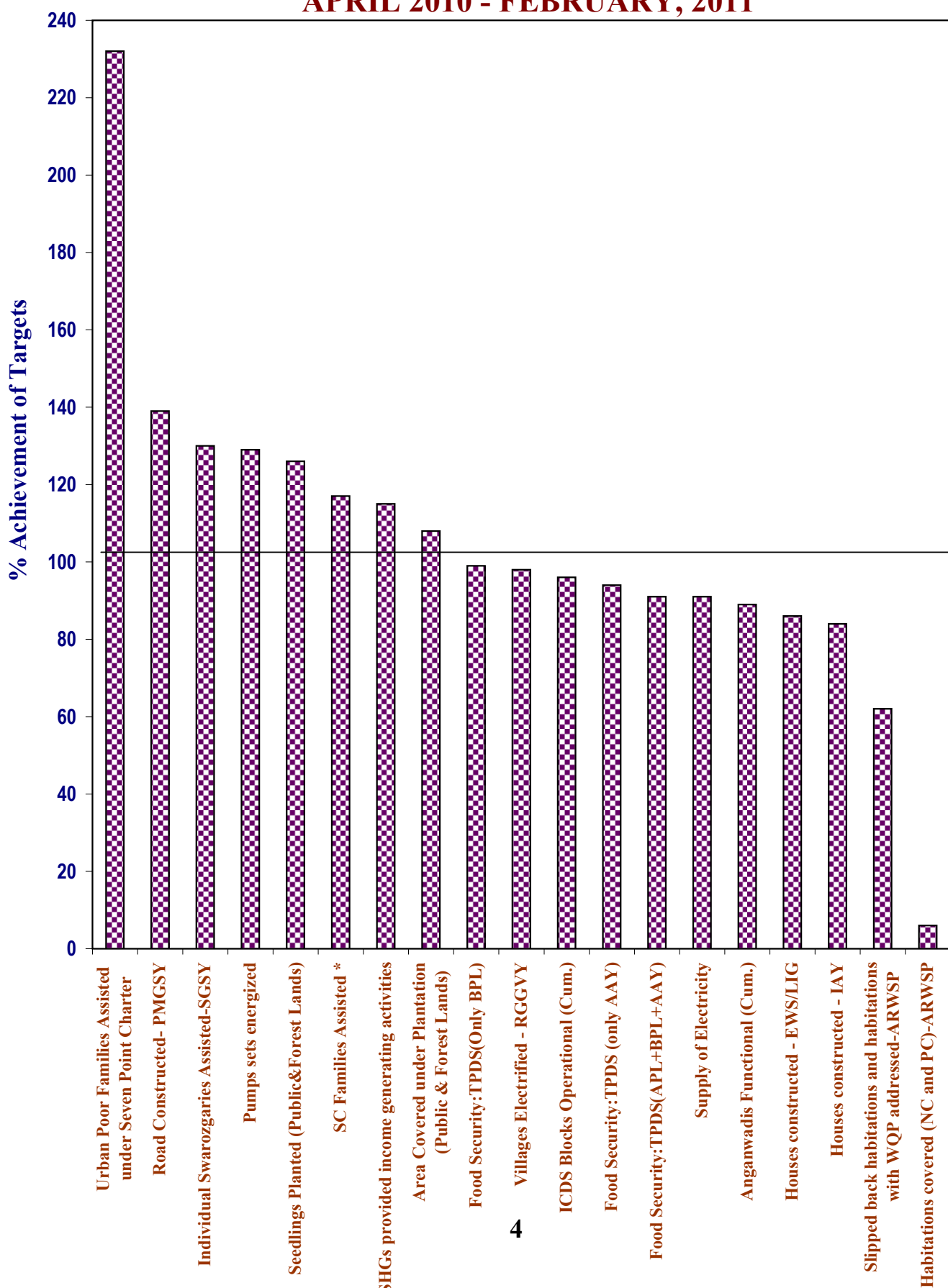
Contd.....

<b>Sl. No.</b>	<b>Item</b>	<b>Achievement for April,2010-February, 2011</b>
<b>9-</b>	<b>Rural Areas. - Accelerated Rural Water Supply Programme</b>	
	(i) Habitations covered (NC and PC)	18
	(ii) Slipped back habitations and habitations with water quality problems addressed-ARWSP	65,737
<b>10-</b>	<b>Sanitation Programme in Rural Areas</b>	
	No. of Individual household latrines constructed	105.99 lakh
<b>11-</b>	<b>Institutional Delivery</b>	
	No. of Deliveries in Institutions	137.08 lakh
<b>12-</b>	<b>SC Families Assisted</b>	
	No. of SC Families Assisted	51.10 lakh
<b>13-</b>	<b>Universalisation of ICDS Schemes</b>	
	No. of ICDS Blocks Operational (Cum.)	6,726
<b>14-</b>	<b>Functional Anganwadis</b>	
	No. of Anganwadis Functional (Cum.)	12.16 lakh
<b>15-</b>	<b>Number of Urban poor families assisted under seven point charter viz. land tenure, housing at affordable cost, water, sanitation, health, education, and social security.</b>	
	No. of Poor Families Assisted	4,24,694 \$
<b>16-</b>	<b>Afforestation:</b>	
	(i) Area Covered under Plantation (Public and Forest Lands)	17.20 lakh hectares
	(ii) No. of Seedlings Planted (Public and Forest Lands)	125.88 crore
<b>17-</b>	<b>Rural Road- Prime Minister Grameen Sadak Yojana (PMGSY)</b>	
	Length of Road Constructed	39,115 Kms
<b>18-</b>	<b>Rajiv Gandhi Grameen Vidyutikaran Yojana (RGGVY)</b>	
	No. of Villages Electrified	15,652
<b>19-</b>	<b>Energized Pumps sets</b>	
	No. of Pumps sets energized	3,88,637
<b>20-</b>	<b>Supply of Electricity</b>	
	Electricity supplied	7,01,861 million units (MU)

**Note:-** \* Some of States are reporting cumulative performance since inception but now it has been reconciled with the performance figures supplied by M/o Rural Development to set performance targets during April, 2010-February, 2011.

\$ Performance is against the targets revised in February, 2011

# ALL INDIA PERFORMANCE DURING APRIL 2010 - FEBRUARY, 2011



19 parametres are monitored for monthly performance

\* Based on previous years targets as current year's target not available



## ACHIEVEMENT HIGHLIGHTS

### PERFORMANCE DURING APRIL, 2010 TO FEBRUARY, 2011

The cumulative performance during April, 2010 to February, 2011 has been "Very Good" for 14 items, "Good" for 3 items, and "Poor" for 2 items.

<b>A. "Very Good" Performance (90% or above of targets)</b>		
<b><u>No.</u></b>	<b><u>Items</u></b>	<b><u>% Achievement</u></b>
1	Urban Poor Families Assisted under Seven Point Charter	232
2	Road Constructed- PMGSY	139
3	Individual Swarozgaries Assisted - SGSY	130
4	Pumps sets energized	129
5	Seedlings Planted (Public and Forest Lands)	126
6	SC Families Assisted	117
7	SHGs provided income generating activities	115
8	Area Covered under Plantation(Public and Forest Lands)	108
9	Food Security: Targeted Public Distribution System (Only BPL)	99
10	Villages Electrified - RGGVY	98
11	ICDS Blocks Operational (Cum.)	96
12	Food Security: Targeted Public Distribution System (only AAY)	94
13	Food Security: Targeted Public Distribution System (APL+BPL+AAY)	91
14	Supply of Electricity	91
<b>B. "Good" Performance (80% to 90%)</b>		
15	Anganwadis Functional (Cum.)	89
16	Houses constructed - EWS/LIG	86
17	Houses constructed - IAY	84
<b>C. Areas of concern-where the performance is below 80%</b>		
18	Slipped back habitations and habitations with water quality problems addressed-ARWSP	62
19	Habitations covered (NC and PC) - ARWSP	6

**Table - A**

**Targets for 2010-2011 & April, 2010 to February, 2011 and achievements during the period April, 2010 to February, 2011**  
**ALL INDIA PERFORMANCE**

Sl. No.	Item Description	Units	Targets		Achievements	% Achievements of Targets during April,2010-February,2011
			2010-2011	April,2010-February,2011	April,2010-February,2011	
1	Individual Swarozgaries Assisted - SGSY	Number	3,22,093	2,84,507	3,70,246	130
2	SHGs provided income generating activities	Number	1,85,525	1,63,872	1,89,165	115
3	Food Security:Targeted Public Distribution System(TPDS)	Tonnes	-	4,38,77,545	4,00,45,170	91
4	Food Security:Antodaya Anna Yojana(AAY)	Tonnes	-	93,74,641	88,24,778	94
5	Food Security:Targeted Public Distribution System (Only BPL)	Tonnes	-	1,59,96,793	1,58,60,412	99
6	Houses constructed - IAY	Number	28,08,697	23,40,578	19,56,307	84
7	Houses constructed - EWS/LIG	Number	1,50,000	1,37,497	1,18,422	86
8	Habitations covered (NC and PC) - ARWSP	Number	376	325	18	6
9	Slipped back habitations and habitations with water quality problems addressed- ARWSP	Number	1,21,436	1,05,234	65,737	62
10	SC Families Assisted	Number	47,74,200	43,76,243	51,10,496	117
11	ICDS Blocks Operational (Cum.)	Number	7,012	6,972	6,726	96
12	Anganwadis Functional (Cum.)	Number	13,66,624	13,63,089	12,16,437	89
13	Urban Poor Families Assisted under Seven Point Charter	Number	2,00,000	1,83,329	4,24,694	232
14	Area Covered under Plantation ( Public and Forest Lands)	Hectares	17,31,850	15,87,513	17,19,805	108
15	Seedlings Planted ( Public and Forest Lands)	Number	1,08,58,20,000	99,53,35,934	1,25,88,47,076	126
16	Road Constructed- PMGSY	Kilometer	34,455	28,137	39,115	139
17	Villages Electrified - RGGVY	Number	17,500	16,034	15,652	98
18	Pumps sets energized	Number	3,28,950	3,01,530	3,88,637	129
19	Electricity supplied	Million Units	-	7,67,677	7,01,861	91

**Table - B****STATE-WISE PERFORMANCE DURING APRIL, 2010 TO FEBRUARY,2011(PERCENT ACHIEVEMENT)**

Sl. No.	Description	ALL INDIA	AP	ARP	AS	BI	CHHA.	DELHI	GOA
1	Individual Swarozgaries Assisted - SGSY	130	112	75	46	20	110	NA	17
2	SHGs provided income generating activities	115	156	7	100	60	75	NA	45
3	Food security-Targeted Public Distribution system (APL+BPL+AAY)	91	90	83	94	83	97	102	77
4	Food security-Targeted Public Distribution system (only AAY)	94	98	80	98	94	96	76	101
5	Food Security - Targeted Public Distribution System (Only BPL)	99	95	85	98	93	100	92	115
6	Houses constructed - IAY	84	92	51	91	72	71	NA	41
7	Houses constructed - EWS/LIG	86	227	NA	121	0	NA	54	NA
8	Habitations covered (NC and PC) - ARWSP	6	NA	NA	NA	NA	NA	NA	NA
9	Slipped back habitations and habitations with water quality problems addressed-ARWSP	62	89	0	70	18	26	NA	NA
10	SC Families Assisted	117	127	NA	169	208	107	26	50
11	ICDS Blocks Operational (Cum.)	96	100	97	99	100	77	60	100
12	Anganwadis Functional (Cum.)	89	90	98	91	87	59	69	101
13	Urban Poor Families Assisted under Seven Point Charter	232	453	NA	121	0	NA	3	NA
14	Area Covered under Plantation ( Public and Forest Lands)	108	117	0	3	36	105	1,501	97
15	Seedlings Planted ( Public and Forest Lands)	126	113	2	123	37	168	1,885	101
16	Road Constructed- PMGSY	139	126	183	111	42	88	NA	NA
17	Villages Electrified - RGGVY	98	NA	73	164	102	51	NA	NA
18	Pumps sets energized	129	226	NA	NA	NA	52	NA	85
19	Supply of Electricity	91	97	85	93	87	98	100	98

NA - Not Applicable

**Table - B(Contd.)**

**STATE-WISE PERFORMANCE DURING APRIL, 2010 TO FEBRUARY,2011(PERCENT ACHIEVEMENT)**

Sl. No.	Description	ALL INDIA	GUJ	HRY	HP	J&K	JHAR.	KAR	KER
1	Individual Swarozgaries Assisted - SGSY	130	316	34	136	346	83	108	114
2	SHGs provided income generating activities	115	149	96	103	45	178	95	90
3	Food security-Targeted Public Distribution system (APL+BPL+AAY)	91	81	88	96	100	78	94	98
4	Food security-Targeted Public Distribution system (only AAY)	94	99	98	100	100	95	91	103
5	Food Security - Targeted Public Distribution System (Only BPL)	99	103	100	90	99	92	100	103
6	Houses constructed - IAY	84	113	80	102	128	184	90	101
7	Houses constructed - EWS/LIG	86	91	29	NA	NA	NA	8	7
8	Habitations covered (NC and PC) - ARWSP	6	NA	NA	NA	NA	NA	NA	NA
9	Slipped back habitations and habitations with water quality problems addressed-ARWSP	62	89	70	96	62	1	57	0
10	SC Families Assisted	117	119	68	105	5,367	145	99	169
11	ICDS Blocks Operational (Cum.)	96	100	95	100	101	100	100	108
12	Anganwadis Functional (Cum.)	89	98	70	97	90	100	100	100
13	Urban Poor Families Assisted under Seven Point Charter	232	483	0	NA	NA	NA	77	71
14	Area Covered under Plantation ( Public and Forest Lands)	108	97	332	108	29	47	103	102
15	Seedlings Planted ( Public and Forest Lands)	126	254	331	108	17	83	139	170
16	Road Constructed- PMGSY	139	114	262	124	125	203	196	147
17	Villages Electrified - RGGVY	98	NA	NA	133	57	76	67	NA
18	Pumps sets energized	129	183	211	223	NA	NA	113	88
19	Supply of Electricity	91	94	94	96	75	97	93	99

NA - Not Applicable

**Table - B(Contd.)**

**STATE-WISE PERFORMANCE DURING APRIL, 2010 TO FEBRUARY,2011(PERCENT ACHIEVEMENT)**

Sl. No.	Description	ALL INDIA	MP	MAH	MANI	MEGH	MIZ	NAGA	ORI
1	Individual Swarozgaries Assisted - SGSY	130	438	62	0	462	263	83	64
2	SHGs provided income generating activities	115	119	87	23	304	148	80	75
3	Food security-Targeted Public Distribution system (APL+BPL+AAY)	91	99	82	45	81	92	113	94
4	Food security-Targeted Public Distribution system (only AAY)	94	89	91	61	96	91	111	98
5	Food Security - Targeted Public Distribution System (Only BPL)	99	117	96	55	93	93	111	100
6	Houses constructed - IAY	84	60	70	113	98	103	193	90
7	Houses constructed - EWS/LIG	86	5	247	NA	NA	87	213	1
8	Habitations covered (NC and PC) - ARWSP	6	NA	NA	NA	NA	NA	NA	NA
9	Slipped back habitations and habitations with water quality problems addressed-ARWSP	62	95	81	18	33	0	0	119
10	SC Families Assisted	117	62	194	0	NA	NA	NA	56
11	ICDS Blocks Operational (Cum.)	96	100	100	100	100	100	102	98
12	Anganwadis Functional (Cum.)	89	92	82	84	100	100	100	93
13	Urban Poor Families Assisted under Seven Point Charter	232	213	460	NA	NA	0	0	175
14	Area Covered under Plantation ( Public and Forest Lands)	108	68	111	102	24	131	0	177
15	Seedlings Planted ( Public and Forest Lands)	126	68	132	120	133	78	0	139
16	Road Constructed- PMGSY	139	200	623	85	154	75	53	106
17	Villages Electrified - RGGVY	98	123	NA	74	7	100	182	89
18	Pumps sets energized	129	343	NA	NA	NA	NA	NA	131
19	Supply of Electricity	91	80	83	89	87	85	89	100

NA - Not Applicable

**Table - B(Contd.)**

**STATE-WISE PERFORMANCE DURING APRIL, 2010 TO FEBRUARY,2011(PERCENT ACHIEVEMENT)**

Sl. No.	Description	ALL INDIA	PUDU	PUN	RAJ	SIK	TN	TRI	UTTA.
1	Individual Swarozgaries Assisted - SGSY	130	34	305	88	67	90	0	108
2	SHGs provided income generating activities	115	109	53	87	108	107	267	115
3	Food security-Targeted Public Distribution system (APL+BPL+AAY)	91	86	86	95	96	99	82	94
4	Food security-Targeted Public Distribution system (only AAY)	94	91	69	100	98	97	93	95
5	Food Security - Targeted Public Distribution System (Only BPL)	99	95	95	101	92	99	92	106
6	Houses constructed - IAY	84	6	95	87	102	13	60	97
7	Houses constructed - EWS/LIG	86	NA	NA	150	NA	45	133	0
8	Habitations covered (NC and PC) - ARWSP	6	NA	100	0	NA	NA	NA	18
9	Slipped back habitations and habitations with water quality problems addressed-ARWSP	62	NA	70	74	0	84	29	66
10	SC Families Assisted	117	107	74	129	54	99	9	103
11	ICDS Blocks Operational (Cum.)	96	100	100	100	100	100	104	100
12	Anganwadis Functional (Cum.)	89	100	100	94	94	100	100	51
13	Urban Poor Families Assisted under Seven Point Charter	232	NA	NA	235	NA	157	285	100
14	Area Covered under Plantation ( Public and Forest Lands)	108	67	203	242	18	109	151	123
15	Seedlings Planted ( Public and Forest Lands)	126	199	307	158	18	111	137	116
16	Road Constructed- PMGSY	139	NA	211	336	49	290	43	154
17	Villages Electrified - RGGVY	98	NA	NA	137	450	NA	59	NA
18	Pumps sets energized	129	122	62	105	NA	142	NA	249
19	Supply of Electricity	91	96	94	99	100	94	90	94

NA - Not Applicable

**Table - B(Contd.)**

STATE-WISE PERFORMANCE DURING APRIL, 2010 TO FEBRUARY,2011(PERCENT ACHIEVEMENT)

Sl. No.	Description	ALL INDIA	UP	WB	A&N	CHND.	D&N	D&D	LAKSH
1	Individual Swarozgaries Assisted - SGSY	130	146	293	1,165	NA	74	109	643
2	SHGs provided income generating activities	115	91	333	438	NA	0	0	0
3	Food security-Targeted Public Distribution system (APL+BPL+AAY)	91	95	92	52	82	15	15	107
4	Food security-Targeted Public Distribution system (only AAY)	94	97	79	55	23	9	21	109
5	Food Security - Targeted Public Distribution System (Only BPL)	99	101	98	52	94	24	30	92
6	Houses constructed - IAY	84	84	95	13	NA	11	21	67
7	Houses constructed - EWS/LIG	86	5	34	NA	0	NA	NA	NA
8	Habitations covered (NC and PC) - ARWSP	6	NA	NA	0	NA	NA	NA	0
9	Slipped back habitations and habitations with water quality problems addressed-ARWSP	62	68	37	NA	NA	NA	NA	NA
10	SC Families Assisted	117	77	91	NA	79	NA	NA	NA
11	ICDS Blocks Operational (Cum.)	96	100	72	100	100	100	100	100
12	Anganwadis Functional (Cum.)	89	88	94	97	84	87	91	100
13	Urban Poor Families Assisted under Seven Point Charter	232	8	62	NA	0	NA	NA	NA
14	Area Covered under Plantation ( Public and Forest Lands)	108	89	71	137	99	109	37	139
15	Seedlings Planted ( Public and Forest Lands)	126	124	219	110	108	332	57	165
16	Road Constructed- PMGSY	139	154	58	NA	NA	NA	NA	NA
17	Villages Electrified - RGGVY	98	NA	115	NA	NA	NA	NA	NA
18	Pumps sets energized	129	103	186	NA	NA	NA	0	NA
19	Supply of Electricity	91	85	98	75	100	100	92	100

NA - Not Applicable

## **Table - C**

**Items in which the States/UTs performance is Very Good (90% and above),  
Good (80% to 90%) and Poor (below 80%) during the period  
April, 2010 to February, 2011**

### **1. ANDHRA PRADESH**

#### **Very Good**

**Individual Swarozgaries Assisted - SGSY, SHGs provided income generating activities, Food Security:Targeted Public Distribution System(TPDS), Food Security:Antodaya Anna Yojana(AAY), Food Security:Targeted Public Distribution System (Only BPL), Houses constructed - IAY, Houses constructed - EWS/LIG, SC Families Assisted, ICDS Blocks Operational (Cum.), Anganwadis Functional (Cum.), Urban Poor Families Assisted under Seven Point Charter, Area Covered under Plantation ( Public and Forest Lands), Seedlings Planted ( Public and Forest Lands), Road Constructed- PMGSY, Pumps sets energized, Electricity supplied**

#### **Good**

**Slipped back habitations and habitations with water quality problems addressed-ARWSP**

### **2. ARUNACHAL PRADESH**

#### **Very Good**

**ICDS Blocks Operational (Cum.), Anganwadis Functional (Cum.), Road Constructed- PMGSY**

#### **Good**

**Food Security:Targeted Public Distribution System(TPDS), Food Security:Antodaya Anna Yojana(AAY), Food Security:Targeted Public Distribution System (Only BPL), Electricity supplied**

#### **Poor**

**Individual Swarozgaries Assisted - SGSY, SHGs provided income generating activities, Houses constructed - IAY, Slipped back habitations and habitations with water quality problems addressed-ARWSP, Area Covered under Plantation ( Public and Forest Lands), Seedlings Planted ( Public and Forest Lands), Villages Electrified - RGGVY**

### **3. ASSAM**

#### **Very Good**

**SHGs provided income generating activities, Food Security:Targeted Public Distribution System(TPDS), Food Security:Antodaya Anna Yojana(AAY), Food Security:Targeted Public Distribution System (Only BPL), Houses constructed - IAY, Houses constructed - EWS/LIG, SC Families Assisted, ICDS Blocks Operational (Cum.), Anganwadis Functional (Cum.), Urban Poor Families Assisted under Seven Point Charter, Seedlings Planted ( Public and Forest Lands), Road Constructed- PMGSY, Villages Electrified - RGGVY, Electricity supplied**

#### **Poor**

**Individual Swarozgaries Assisted - SGSY, Slipped back habitations and habitations with water quality problems addressed-ARWSP, Area Covered under Plantation ( Public and Forest Lands)**

### **4. BIHAR**

#### **Very Good**

**Food Security:Antodaya Anna Yojana(AAY), Food Security:Targeted Public Distribution System (Only BPL), SC Families Assisted, ICDS Blocks Operational (Cum.), Villages Electrified - RGGVY**

#### **Good**

**Food Security:Targeted Public Distribution System(TPDS), Anganwadis Functional (Cum.), Electricity supplied**

#### **Poor**

**Individual Swarozgaries Assisted - SGSY, SHGs provided income generating activities, Houses constructed - IAY, Houses constructed - EWS/LIG, Slipped back habitations and habitations with water quality problems addressed-ARWSP, Urban Poor Families Assisted under Seven Point Charter, Area Covered under Plantation ( Public and Forest Lands), Seedlings Planted ( Public and Forest Lands), Road Constructed- PMGSY**



## **Table - C (Contd..)**

### **5. CHHATISGARH**

#### **Very Good**

Individual Swarozgaries Assisted - SGSY, Food Security:Targeted Public Distribution System(TPDS), Food Security:Antodaya Anna Yojana(AAY), Food Security:Targeted Public Distribution System (Only BPL), SC Families Assisted, Area Covered under Plantation ( Public and Forest Lands), Seedlings Planted ( Public and Forest Lands), Electricity supplied

#### **Good**

Road Constructed- PMGSY

#### **Poor**

SHGs provided income generating activities, Houses constructed - IAY, Slipped back habitations and habitations with water quality problems addressed-ARWSP, ICDS Blocks Operational (Cum.), Anganwadis Functional (Cum.), Villages Electrified - RGGVY, Pumps sets energized

### **6. DELHI**

#### **Very Good**

Food Security:Targeted Public Distribution System(TPDS), Food Security:Targeted Public Distribution System (Only BPL), Area Covered under Plantation ( Public and Forest Lands), Seedlings Planted ( Public and Forest Lands), Electricity supplied

#### **Poor**

Food Security:Antodaya Anna Yojana(AAY), Houses constructed - EWS/LIG, SC Families Assisted, ICDS Blocks Operational (Cum.), Anganwadis Functional (Cum.), Urban Poor Families Assisted under Seven Point Charter

### **7. GOA**

#### **Very Good**

Food Security:Antodaya Anna Yojana(AAY), Food Security:Targeted Public Distribution System (Only BPL), ICDS Blocks Operational (Cum.), Anganwadis Functional (Cum.), Area Covered under Plantation ( Public and Forest Lands), Seedlings Planted ( Public and Forest Lands), Electricity supplied

#### **Good**

Pumps sets energized

#### **Poor**

Individual Swarozgaries Assisted - SGSY, SHGs provided income generating activities, Food Security:Targeted Public Distribution System(TPDS), Houses constructed - IAY, SC Families Assisted

### **8. GUJARAT**

#### **Very Good**

Individual Swarozgaries Assisted - SGSY, SHGs provided income generating activities, Food Security:Antodaya Anna Yojana(AAY), Food Security:Targeted Public Distribution System (Only BPL), Houses constructed - IAY, Houses constructed - EWS/LIG, SC Families Assisted, ICDS Blocks Operational (Cum.), Anganwadis Functional (Cum.), Urban Poor Families Assisted under Seven Point Charter, Area Covered under Plantation ( Public and Forest Lands), Seedlings Planted ( Public and Forest Lands), Road Constructed- PMGSY, Pumps sets energized, Electricity supplied

#### **Good**

Food Security:Targeted Public Distribution System(TPDS), Slipped back habitations and habitations with water quality problems addressed-ARWSP

## **Table - C (Contd..)**

### **9. HARYANA**

#### **Very Good**

SHGs provided income generating activities, Food Security:Antodaya Anna Yojana(AAY), Food Security:Targeted Public Distribution System (Only BPL), ICDS Blocks Operational (Cum.), Area Covered under Plantation ( Public and Forest Lands), Seedlings Planted ( Public and Forest Lands), Road Constructed- PMGSY, Pumps sets energized, Electricity supplied

#### **Good**

Food Security:Targeted Public Distribution System(TPDS), Houses constructed - IAY

#### **Poor**

Individual Swarozgaries Assisted - SGSY, Houses constructed - EWS/LIG, Slipped back habitations and habitations with water quality problems addressed-ARWSP, SC Families Assisted, Anganwadis Functional (Cum.), Urban Poor Families Assisted under Seven Point Charter

### **10. HIMACHAL PRADESH**

#### **Very Good**

Individual Swarozgaries Assisted - SGSY, SHGs provided income generating activities, Food Security:Targeted Public Distribution System(TPDS), Food Security:Antodaya Anna Yojana(AAY), Food Security:Targeted Public Distribution System (Only BPL), Houses constructed - IAY, Slipped back habitations and habitations with water quality problems addressed-ARWSP, SC Families Assisted, ICDS Blocks Operational (Cum.), Anganwadis Functional (Cum.), Area Covered under Plantation ( Public and Forest Lands), Seedlings Planted ( Public and Forest Lands), Road Constructed- PMGSY, Villages Electrified - RGGVY, Pumps sets energized, Electricity supplied

### **11. JAMMU AND KASHMIR**

#### **Very Good**

Individual Swarozgaries Assisted - SGSY, Food Security:Targeted Public Distribution System(TPDS), Food Security:Antodaya Anna Yojana(AAY), Food Security:Targeted Public Distribution System (Only BPL), Houses constructed - IAY, SC Families Assisted, ICDS Blocks Operational (Cum.), Anganwadis Functional (Cum.), Road Constructed- PMGSY

#### **Poor**

SHGs provided income generating activities, Slipped back habitations and habitations with water quality problems addressed-ARWSP, Area Covered under Plantation ( Public and Forest Lands), Seedlings Planted ( Public and Forest Lands), Villages Electrified - RGGVY, Electricity supplied

### **12. JHARKHAND**

#### **Very Good**

SHGs provided income generating activities, Food Security:Antodaya Anna Yojana(AAY), Food Security:Targeted Public Distribution System (Only BPL), Houses constructed - IAY, SC Families Assisted, ICDS Blocks Operational (Cum.), Anganwadis Functional (Cum.), Road Constructed- PMGSY, Electricity supplied

#### **Good**

Individual Swarozgaries Assisted - SGSY, Seedlings Planted ( Public and Forest Lands)

#### **Poor**

Food Security:Targeted Public Distribution System(TPDS), Slipped back habitations and habitations with water quality problems addressed-ARWSP, Area Covered under Plantation ( Public and Forest Lands), Villages Electrified - RGGVY

## **Table - C (Contd..)**

### **13. KARNATAKA**

#### **Very Good**

Individual Swarozgaris Assisted - SGSY, SHGs provided income generating activities, Food Security:Targeted Public Distribution System(TPDS), Food Security:Antodaya Anna Yojana(AAY), Food Security:Targeted Public Distribution System (Only BPL), Houses constructed - IAY, SC Families Assisted, ICDS Blocks Operational (Cum.), Anganwadis Functional (Cum.), Area Covered under Plantation ( Public and Forest Lands), Seedlings Planted ( Public and Forest Lands), Road Constructed- PMGSY, Pumps sets energized, Electricity supplied

#### **Poor**

Houses constructed - EWS/LIG, Slipped back habitations and habitations with water quality problems addressed-ARWSP, Urban Poor Families Assisted under Seven Point Charter, Villages Electrified - RGGVY

### **14. KERALA**

#### **Very Good**

Individual Swarozgaris Assisted - SGSY, SHGs provided income generating activities, Food Security:Targeted Public Distribution System(TPDS), Food Security:Antodaya Anna Yojana(AAY), Food Security:Targeted Public Distribution System (Only BPL), Houses constructed - IAY, SC Families Assisted, ICDS Blocks Operational (Cum.), Anganwadis Functional (Cum.), Area Covered under Plantation ( Public and Forest Lands), Seedlings Planted ( Public and Forest Lands), Road Constructed- PMGSY, Electricity supplied

#### **Good**

Pumps sets energized

#### **Poor**

Houses constructed - EWS/LIG, Slipped back habitations and habitations with water quality problems addressed-ARWSP, Urban Poor Families Assisted under Seven Point Charter

### **15. MADHYA PRADESH**

#### **Very Good**

Individual Swarozgaris Assisted - SGSY, SHGs provided income generating activities, Food Security:Targeted Public Distribution System(TPDS), Food Security:Targeted Public Distribution System (Only BPL), Slipped back habitations and habitations with water quality problems addressed-ARWSP, ICDS Blocks Operational (Cum.), Anganwadis Functional (Cum.), Urban Poor Families Assisted under Seven Point Charter, Road Constructed- PMGSY, Villages Electrified - RGGVY, Pumps sets energized

#### **Good**

Food Security:Antodaya Anna Yojana(AAY), Electricity supplied

#### **Poor**

Houses constructed - IAY, Houses constructed - EWS/LIG, SC Families Assisted, Area Covered under Plantation ( Public and Forest Lands), Seedlings Planted ( Public and Forest Lands)

### **16. MAHARASHTRA**

#### **Very Good**

Food Security:Antodaya Anna Yojana(AAY), Food Security:Targeted Public Distribution System (Only BPL), Houses constructed - EWS/LIG, SC Families Assisted, ICDS Blocks Operational (Cum.), Urban Poor Families Assisted under Seven Point Charter, Area Covered under Plantation ( Public and Forest Lands), Seedlings Planted ( Public and Forest Lands), Road Constructed- PMGSY

#### **Good**

SHGs provided income generating activities, Food Security:Targeted Public Distribution System(TPDS), Slipped back habitations and habitations with water quality problems addressed-ARWSP, Anganwadis Functional (Cum.), Electricity supplied

#### **Poor**

Individual Swarozgaris Assisted - SGSY, Houses constructed - IAY

## **Table - C (Contd..)**

### **17. MANIPUR**

#### **Very Good**

Houses constructed - IAY, ICDS Blocks Operational (Cum.), Area Covered under Plantation ( Public and Forest Lands), Seedlings Planted ( Public and Forest Lands)

#### **Good**

Anganwadis Functional (Cum.), Road Constructed- PMGSY, Electricity supplied

#### **Poor**

Individual Swarozgaries Assisted - SGSY, SHGs provided income generating activities, Food Security:Targeted Public Distribution System(TPDS), Food Security:Antodaya Anna Yojana(AAY), Food Security:Targeted Public Distribution System (Only BPL), Slipped back habitations and habitations with water quality problems addressed-ARWSP, SC Families Assisted, Villages Electrified - RGGVY

### **18. MEGHALAYA**

#### **Very Good**

Individual Swarozgaries Assisted - SGSY, SHGs provided income generating activities, Food Security:Antodaya Anna Yojana(AAY), Food Security:Targeted Public Distribution System (Only BPL), Houses constructed - IAY, ICDS Blocks Operational (Cum.), Anganwadis Functional (Cum.), Seedlings Planted ( Public and Forest Lands), Road Constructed- PMGSY

#### **Good**

Food Security:Targeted Public Distribution System(TPDS), Electricity supplied

#### **Poor**

Slipped back habitations and habitations with water quality problems addressed-ARWSP, Area Covered under Plantation ( Public and Forest Lands), Villages Electrified - RGGVY

### **19. MIZORAM**

#### **Very Good**

Individual Swarozgaries Assisted - SGSY, SHGs provided income generating activities, Food Security:Targeted Public Distribution System(TPDS), Food Security:Antodaya Anna Yojana(AAY), Food Security:Targeted Public Distribution System (Only BPL), Houses constructed - IAY, ICDS Blocks Operational (Cum.), Anganwadis Functional (Cum.), Area Covered under Plantation ( Public and Forest Lands), Villages Electrified - RGGVY

#### **Good**

Houses constructed - EWS/LIG, Electricity supplied

#### **Poor**

Slipped back habitations and habitations with water quality problems addressed-ARWSP, Urban Poor Families Assisted under Seven Point Charter, Seedlings Planted ( Public and Forest Lands), Road Constructed- PMGSY

### **20. NAGALAND**

#### **Very Good**

Food Security:Targeted Public Distribution System(TPDS), Food Security:Antodaya Anna Yojana(AAY), Food Security:Targeted Public Distribution System (Only BPL), Houses constructed - IAY, Houses constructed - EWS/LIG, ICDS Blocks Operational (Cum.), Anganwadis Functional (Cum.), Villages Electrified - RGGVY

#### **Good**

Individual Swarozgaries Assisted - SGSY, SHGs provided income generating activities, Electricity supplied

#### **Poor**

Slipped back habitations and habitations with water quality problems addressed-ARWSP, Urban Poor Families Assisted under Seven Point Charter, Area Covered under Plantation ( Public and Forest Lands), Seedlings Planted ( Public and Forest Lands), Road Constructed- PMGSY

## **Table - C (Contd..)**

### **21. ORISSA**

#### **Very Good**

Food Security:Targeted Public Distribution System(TPDS), Food Security:Antodaya Anna Yojana(AAY), Food Security:Targeted Public Distribution System (Only BPL), Houses constructed - IAY, Slipped back habitations and habitations with water quality problems addressed-ARWSP, ICDS Blocks Operational (Cum.), Anganwadis Functional (Cum.), Urban Poor Families Assisted under Seven Point Charter, Area Covered under Plantation ( Public and Forest Lands), Seedlings Planted ( Public and Forest Lands), Road Constructed- PMGSY, Pumps sets energized, Electricity supplied

#### **Good**

Villages Electrified - RGGVY

#### **Poor**

Individual Swarozgaries Assisted - SGSY, SHGs provided income generating activities, Houses constructed - EWS/LIG, SC Families Assisted

### **22. PUDUCHERRY**

#### **Very Good**

SHGs provided income generating activities, Food Security:Antodaya Anna Yojana(AAY), Food Security:Targeted Public Distribution System (Only BPL), SC Families Assisted, ICDS Blocks Operational (Cum.), Anganwadis Functional (Cum.), Seedlings Planted ( Public and Forest Lands), Pumps sets energized, Electricity supplied

#### **Good**

Food Security:Targeted Public Distribution System(TPDS)

#### **Poor**

Individual Swarozgaries Assisted - SGSY, Houses constructed - IAY, Area Covered under Plantation ( Public and Forest Lands)

### **23. PUNJAB**

#### **Very Good**

Individual Swarozgaries Assisted - SGSY, Food Security:Targeted Public Distribution System (Only BPL), Houses constructed - IAY, Habitations covered (NC and PC) - ARWSP, ICDS Blocks Operational (Cum.), Anganwadis Functional (Cum.), Area Covered under Plantation ( Public and Forest Lands), Seedlings Planted ( Public and Forest Lands), Road Constructed- PMGSY, Electricity supplied

#### **Good**

Food Security:Targeted Public Distribution System(TPDS)

#### **Poor**

SHGs provided income generating activities, Food Security:Antodaya Anna Yojana(AAY), Slipped back habitations and habitations with water quality problems addressed-ARWSP, SC Families Assisted, Pumps sets energized

### **24. RAJASTHAN**

#### **Very Good**

Food Security:Targeted Public Distribution System(TPDS), Food Security:Antodaya Anna Yojana(AAY), Food Security:Targeted Public Distribution System (Only BPL), Houses constructed - EWS/LIG, SC Families Assisted, ICDS Blocks Operational (Cum.), Anganwadis Functional (Cum.), Urban Poor Families Assisted under Seven Point Charter, Area Covered under Plantation ( Public and Forest Lands), Seedlings Planted ( Public and Forest Lands), Road Constructed- PMGSY, Villages Electrified - RGGVY, Pumps sets energized, Electricity supplied

#### **Good**

Individual Swarozgaries Assisted - SGSY, SHGs provided income generating activities, Houses constructed - IAY

#### **Poor**

Habitations covered (NC and PC) - ARWSP, Slipped back habitations and habitations with water quality problems addressed-ARWSP

## **Table - C (Contd..)**

### **25. SIKKIM**

#### **Very Good**

SHGs provided income generating activities, Food Security:Targeted Public Distribution System(TPDS), Food Security:Antodaya Anna Yojana(AAY), Food Security:Targeted Public Distribution System (Only BPL), Houses constructed - IAY, ICDS Blocks Operational (Cum.), Anganwadis Functional (Cum.), Villages Electrified - RGGVY, Electricity supplied

#### **Poor**

Individual Swarozgaries Assisted - SGSY, Slipped back habitations and habitations with water quality problems addressed-ARWSP, SC Families Assisted, Area Covered under Plantation ( Public and Forest Lands), Seedlings Planted ( Public and Forest Lands), Road Constructed- PMGSY

### **26. TAMIL NADU**

#### **Very Good**

Individual Swarozgaries Assisted - SGSY, SHGs provided income generating activities, Food Security:Targeted Public Distribution System(TPDS), Food Security:Antodaya Anna Yojana(AAY), Food Security:Targeted Public Distribution System (Only BPL), SC Families Assisted, ICDS Blocks Operational (Cum.), Anganwadis Functional (Cum.), Urban Poor Families Assisted under Seven Point Charter, Area Covered under Plantation ( Public and Forest Lands), Seedlings Planted ( Public and Forest Lands), Road Constructed- PMGSY, Pumps sets energized, Electricity supplied

#### **Good**

Slipped back habitations and habitations with water quality problems addressed-ARWSP

#### **Poor**

Houses constructed - IAY, Houses constructed - EWS/LIG

### **27. TRIPURA**

#### **Very Good**

SHGs provided income generating activities, Food Security:Antodaya Anna Yojana(AAY), Food Security:Targeted Public Distribution System (Only BPL), Houses constructed - EWS/LIG, ICDS Blocks Operational (Cum.), Anganwadis Functional (Cum.), Urban Poor Families Assisted under Seven Point Charter, Area Covered under Plantation ( Public and Forest Lands), Seedlings Planted ( Public and Forest Lands), Electricity supplied

#### **Good**

Food Security:Targeted Public Distribution System(TPDS)

#### **Poor**

Individual Swarozgaries Assisted - SGSY, Houses constructed - IAY, Slipped back habitations and habitations with water quality problems addressed-ARWSP, SC Families Assisted, Road Constructed- PMGSY, Villages Electrified - RGGVY

### **28. UTTARAKHAND**

#### **Very Good**

Individual Swarozgaries Assisted - SGSY, SHGs provided income generating activities, Food Security:Targeted Public Distribution System(TPDS), Food Security:Antodaya Anna Yojana(AAY), Food Security:Targeted Public Distribution System (Only BPL), Houses constructed - IAY, SC Families Assisted, ICDS Blocks Operational (Cum.), Urban Poor Families Assisted under Seven Point Charter, Area Covered under Plantation ( Public and Forest Lands), Seedlings Planted ( Public and Forest Lands), Road Constructed- PMGSY, Pumps sets energized, Electricity supplied

#### **Poor**

Houses constructed - EWS/LIG, Habitations covered (NC and PC) - ARWSP, Slipped back habitations and habitations with water quality problems addressed-ARWSP, Anganwadis Functional (Cum.)

## **Table - C (Contd..)**

### **29. UTTAR PRADESH**

#### **Very Good**

Individual Swarozgaries Assisted - SGSY, SHGs provided income generating activities, Food Security:Targeted Public Distribution System(TPDS), Food Security:Antodaya Anna Yojana(AAY), Food Security:Targeted Public Distribution System (Only BPL), ICDS Blocks Operational (Cum.), Seedlings Planted ( Public and Forest Lands), Road Constructed- PMGSY, Pumps sets energized

#### **Good**

Houses constructed - IAY, Anganwadis Functional (Cum.), Area Covered under Plantation ( Public and Forest Lands), Electricity supplied

#### **Poor**

Houses constructed - EWS/LIG, Slipped back habitations and habitations with water quality problems addressed-ARWSP, SC Families Assisted, Urban Poor Families Assisted under Seven Point Charter

### **30. WEST BENGAL**

#### **Very Good**

Individual Swarozgaries Assisted - SGSY, SHGs provided income generating activities, Food Security:Targeted Public Distribution System(TPDS), Food Security:Targeted Public Distribution System (Only BPL), Houses constructed - IAY, SC Families Assisted, Anganwadis Functional (Cum.), Seedlings Planted ( Public and Forest Lands), Villages Electrified - RGGVY, Pumps sets energized, Electricity supplied

#### **Poor**

Food Security:Antodaya Anna Yojana(AAY), Houses constructed - EWS/LIG, Slipped back habitations and habitations with water quality problems addressed-ARWSP, ICDS Blocks Operational (Cum.), Urban Poor Families Assisted under Seven Point Charter, Area Covered under Plantation ( Public and Forest Lands), Road Constructed-PMGSY

### **31. ANDAMAN AND NICOBAR ISLANDS**

#### **Very Good**

Individual Swarozgaries Assisted - SGSY, SHGs provided income generating activities, ICDS Blocks Operational (Cum.), Anganwadis Functional (Cum.), Area Covered under Plantation ( Public and Forest Lands), Seedlings Planted ( Public and Forest Lands)

#### **Poor**

Food Security:Targeted Public Distribution System(TPDS), Food Security:Antodaya Anna Yojana(AAY), Food Security:Targeted Public Distribution System (Only BPL), Houses constructed - IAY, Habitations covered (NC and PC) - ARWSP, Electricity supplied

### **32. CHANDIGARH**

#### **Very Good**

Food Security:Targeted Public Distribution System (Only BPL), ICDS Blocks Operational (Cum.), Area Covered under Plantation ( Public and Forest Lands), Seedlings Planted ( Public and Forest Lands), Electricity supplied

#### **Good**

Food Security:Targeted Public Distribution System(TPDS), Anganwadis Functional (Cum.)

#### **Poor**

Food Security:Antodaya Anna Yojana(AAY), Houses constructed - EWS/LIG, SC Families Assisted, Urban Poor Families Assisted under Seven Point Charter

## **Table - C (Contd..)**

### **33. DADRA AND NAGAR HAVELI**

#### **Very Good**

ICDS Blocks Operational (Cum.), Area Covered under Plantation ( Public and Forest Lands), Seedlings Planted ( Public and Forest Lands), Electricity supplied

#### **Good**

Anganwadis Functional (Cum.)

#### **Poor**

Individual Swarozgaries Assisted - SGSY, SHGs provided income generating activities, Food Security:Targeted Public Distribution System(TPDS), Food Security:Antodaya Anna Yojana(AAY), Food Security:Targeted Public Distribution System (Only BPL), Houses constructed - IAY

### **34. DAMAN AND DIU**

#### **Very Good**

Individual Swarozgaries Assisted - SGSY, ICDS Blocks Operational (Cum.), Anganwadis Functional (Cum.), Electricity supplied

#### **Poor**

SHGs provided income generating activities, Food Security:Targeted Public Distribution System(TPDS), Food Security:Antodaya Anna Yojana(AAY), Food Security:Targeted Public Distribution System (Only BPL), Houses constructed - IAY, Area Covered under Plantation ( Public and Forest Lands), Seedlings Planted ( Public and Forest Lands), Pumps sets energized

### **35. LAKSHADWEEP**

#### **Very Good**

Individual Swarozgaries Assisted - SGSY, Food Security:Targeted Public Distribution System(TPDS), Food Security:Antodaya Anna Yojana(AAY), Food Security:Targeted Public Distribution System (Only BPL), ICDS Blocks Operational (Cum.), Anganwadis Functional (Cum.), Area Covered under Plantation ( Public and Forest Lands), Seedlings Planted ( Public and Forest Lands), Electricity supplied

#### **Poor**

SHGs provided income generating activities, Houses constructed - IAY, Habitations covered (NC and PC) - ARWSP



**PART - II**

**TWENTY POINT PROGRAMME - 2006**

**ITEM-WISE PERFORMANCE TABLES**

**Table - 1**

**Employment generation under the NREG Scheme**

Sl. No.		No. of job cards issued (Number) April,2010- February,2011	Employment generated (Number) April,2010- February,2011	Wages given (Rupees) April,2010- February,2011
(1)	(2)	(3)	(4)	(5)
1	ANDHRA PRADESH	5,33,270	33,26,14,195	49,71,99,00,000
2	ARUNACHAL PRADESH	0	0	0
3	ASSAM	1,37,958*	3,06,41,000	3,18,84,08,000
4	BIHAR	5,58,019	12,12,31,000	11,82,93,91,000
5	CHHATISGARH	4,94,496	9,44,00,000	9,65,57,00,000
6	DELHI	0	0	0
7	GOA	5,327	2,99,685	3,66,00,000
8	GUJARAT	3,79,758*	3,41,80,000	3,25,95,89,000
9	HARYANA	79,881	55,02,000	94,40,19,000
10	HIMACHAL PRADESH	25948*	1,99,13,000	2,41,54,04,000
11	JAMMU AND KASHMIR	1,31,396	1,51,23,000	2,00,64,27,000
12	JHARKHAND	2,20,973	6,53,83,493	6,92,38,87,693
13	KARNATAKA	14,38,820*	7,09,18,000	11,22,26,26,000
14	KERALA	4,45,971	3,15,18,467	4,24,74,09,000
15	MADHYA PRADESH	1,83,241*	11,48,06,000	11,38,19,33,000
16	MAHARASHTRA	2,15,852*	1,29,49,456	1,96,77,13,000
17	MANIPUR	68,786	1,64,31,000	1,29,96,10,000
18	MEGHALAYA	11679*	14,59,30,000	2,25,28,09,000
19	MIZORAM	5,235	0	0
20	NAGALAND	11467*	3,02,35,000	2,89,91,15,000
21	ORISSA	3,78,784	7,41,22,000	6,86,27,60,000
22	PUDUCHERRY	3080*	13,52,700	12,37,39,000
23	PUNJAB	92263*	51,40,000	73,10,00,000
24	RAJASTHAN	9,90,725*	28,22,28,000	27,98,27,38,000
25	SIKKIM	4190*	31,56,868	56,04,64,000
26	TAMIL NADU	7,91,548	24,60,94,270	20,27,78,99,900
27	TRIPURA	30,662	26,19,000	2,86,61,39,000
28	UTTARAKHAND	74,553	1,85,12,330	1,91,65,16,000
29	UTTAR PRADESH	10,20,148	29,02,05,000	28,53,35,40,000
30	WEST BENGAL	3,29,368	13,43,56,000	13,97,74,01,000
31	ANDAMAN AND NICOBAR ISLANDS	1,689	3,30,087	6,02,36,000
32	CHANDIGARH	0	0	0
33	DADRA AND NAGAR HAVELI	212	46,504	54,51,848
34	DAMAN AND DIU	0	0	0
35	LAKSHADWEEP	7,416	1,18,660	2,32,24,000
<b>Grand Total</b>		<b>86,72,715</b>	<b>2,20,03,56,715</b>	<b>2,29,17,16,49,441</b>

*Note:- Some of States are reporting cumulative performance since inception but now it has been reconciled with the performance figures supplied by the M/o Rural Development to set performance targets during April 2010 - February 2011.*

# Swaranjayanti Gram Swarojgar Yojana (SGSY)

## Individual Swarozgaries Assisted

% Achievement of Target  
During April, 2010-February, 2011

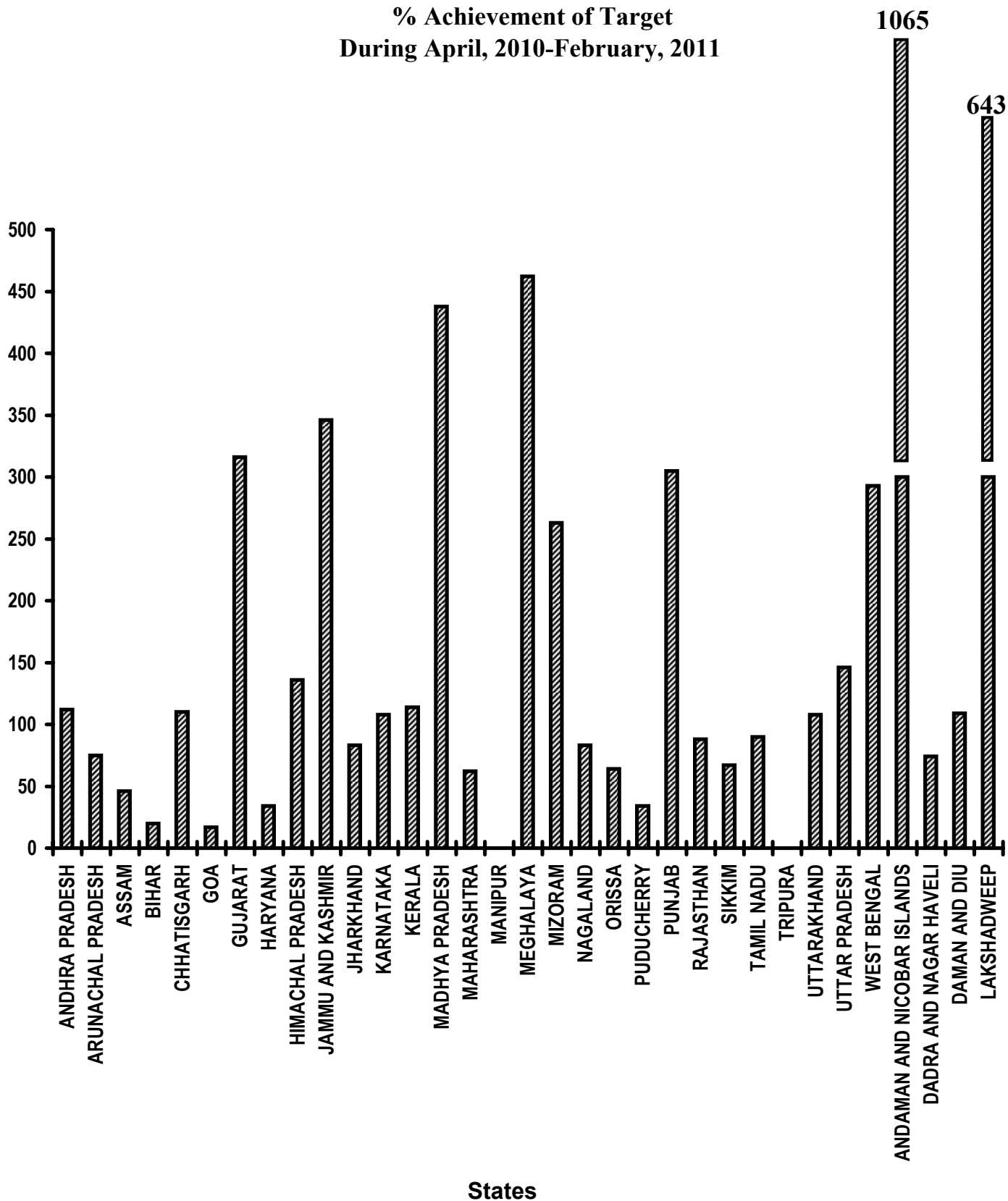


Table - 2 (A)

**Swaranjayanti Gram Swarojgar Yojana**  
**Individual Swarozgaries Assisted**  
 (Unit: Number)

Sl. No.	State/UT Name	Target		Achievement April,2010-February,2011	Percent Achievement April,2010-February,2011
		2010-2011	April,2010-February,2011		
(1)	(2)	(3)	(4)	(5)	(5)/(4)
1	ANDHRA PRADESH	17,304	15,285	17,154	112
2	ARUNACHAL PRADESH	795 □	702 □	528*	75
3	ASSAM	20,656	18,246	8,347	46
4	BIHAR	41,164	36,361	7,205	20
5	CHHATISGARH	9,144 □	8,077 □	8,878 □	110
6	GOA	281	248	43	17
7	GUJARAT	6,514	5,753	18,202	316
8	HARYANA	3,832	3,385	1,146	34
9	HIMACHAL PRADESH	1,613	1,424	1,930	136
10	JAMMU AND KASHMIR	1,997	1,764	6,109	346
11	JHARKHAND	15,522	13,711	11,432	83
12	KARNATAKA	13,067	11,542	12,507	108
13	KERALA	5,863	5,178	5,892	114
14	MADHYA PRADESH	19,587	17,302	75,828	438
15	MAHARASHTRA	25,829	22,815	14,083	62
16	MANIPUR	1,385	1,223	0	0
17	MEGHALAYA	1,551	1,370	6,329	462
18	MIZORAM	359	317	834	263
19	NAGALAND	1,064	940	780	83
20	ORISSA	19,793	17,483	11,249	64
21	PUDUCHERRY	310	274	94	34
22	PUNJAB	1,861	1,644	5,009	305
23	RAJASTHAN	9,922	8,764	7,726	88
24	SIKKIM	398	351	235	67
25	TAMIL NADU	15,300	13,515	12,165	90
26	TRIPURA	2,500	2,208	0	0
27	UTTARAKHAND	3,120	2,756	2,987	108
28	UTTAR PRADESH	59,262	52,348	76,196	146
29	WEST BENGAL	21,996	19,429	56,900	293
30	ANDAMAN AND NICOBAR ISLANDS	26	23	268	1,165
31	DADRA AND NAGAR HAVELI	26	23	17	74
32	DAMAN AND DIU	26	23	25	109
33	LAKSHADWEEP	26	23	148	643
<b>Grand Total</b>		3,22,093	2,84,507	3,70,246	130

**Very Good:(90% or above of targets)**

ANDHRA PRADESH, CHHATISGARH, GUJARAT, HIMACHAL PRADESH, JAMMU AND KASHMIR, KARNATAKA, KERALA, MADHYA PRADESH, MEGHALAYA, MIZORAM, PUNJAB, TAMIL NADU, UTTARAKHAND, UTTAR PRADESH, WEST BENGAL, ANDAMAN AND NICOBAR ISLANDS, DAMAN AND DIU, LAKSHADWEEP

**Good:(Between 80% to 90% targets)**

JHARKHAND, NAGALAND, RAJASTHAN

**Poor:(Below 80% of targets)**

ARUNACHAL PRADESH, ASSAM, BIHAR, GOA, HARYANA, MAHARASHTRA, MANIPUR, ORISSA, PUDUCHERRY, SIKKIM, TRIPURA, DADRA AND NAGAR HAVELI

\*Figures furnished by M/o Rural Development

**Table - 2 (B)**

**Swaranjayanti Gram Swarojgar Yojana**

Sl. No.	State/UT Name	Individual SC Swarozgaries Assisted (Number) April,2010- February,2011	Individual ST Swarozgaries Assisted (Number) April,2010- February,2011	Individual Women Swarozgaries Assisted (Number) April,2010- February,2011	Individual Disabled Swarozgaries Assisted (Number) April,2010- February,2011
		(3)	(4)	(5)	(6)
1	ANDHRA PRADESH	6,862	1,915	16,296	640
2	ARUNACHAL PRADESH	0	0	0	0
3	ASSAM	1,273	1,438	3,471	480
4	BIHAR	2,671	173	1,881	467
5	CHHATISGARH	1,476	3,470	680	135
6	GOA	15	22	6	0
7	GUJARAT	9,327	0	5,678	163
8	HARYANA	442	0	547	72
9	HIMACHAL PRADESH	733	186	392	41
10	JAMMU AND KASHMIR	780	780	1,477	10
11	JHARKHAND	2,099	3,652	4,788	44
12	KARNATAKA	4,474	1,508	9,351	656
13	KERALA	4,620	376	3,150	546
14	MADHYA PRADESH	19,026	24,180	35,564	2,418
15	MAHARASHTRA	4,053	2,688	3,713	944
16	MANIPUR	0	0	0	0
17	MEGHALAYA	0	6,329	3,068	0
18	MIZORAM	0	0	0	0
19	NAGALAND	0	445	311	24
20	ORISSA	2,681	2,983	4,157	1,324
21	PUDUCHERRY	0	0	0	0
22	PUNJAB	3,697	0	1,144	27
23	RAJASTHAN	1,954	2,040	2,389	310
24	SIKKIM	81	563	906	117
25	TAMIL NADU	5,306	747	8,042	4,175
26	TRIPURA	0	0	0	0
27	UTTARAKHAND	2,633	163	548	22
28	UTTAR PRADESH	40,003	203	22,629	1,225
29	WEST BENGAL	21,454	3,274	49,462	106
30	ANDAMAN AND NICOBAR ISLANDS	0	24	67	7
31	DADRA AND NAGAR HAVELI	0	17	8	0
32	DAMAN AND DIU	27	21	0	0
33	LAKSHADWEEP	156	0	0	0
<b>Grand Total</b>		<b>1,35,843</b>	<b>57,197</b>	<b>1,79,725</b>	<b>13,953</b>

**Table - 3(A)****Self Help Groups (SHG)****(Unit: Number)**

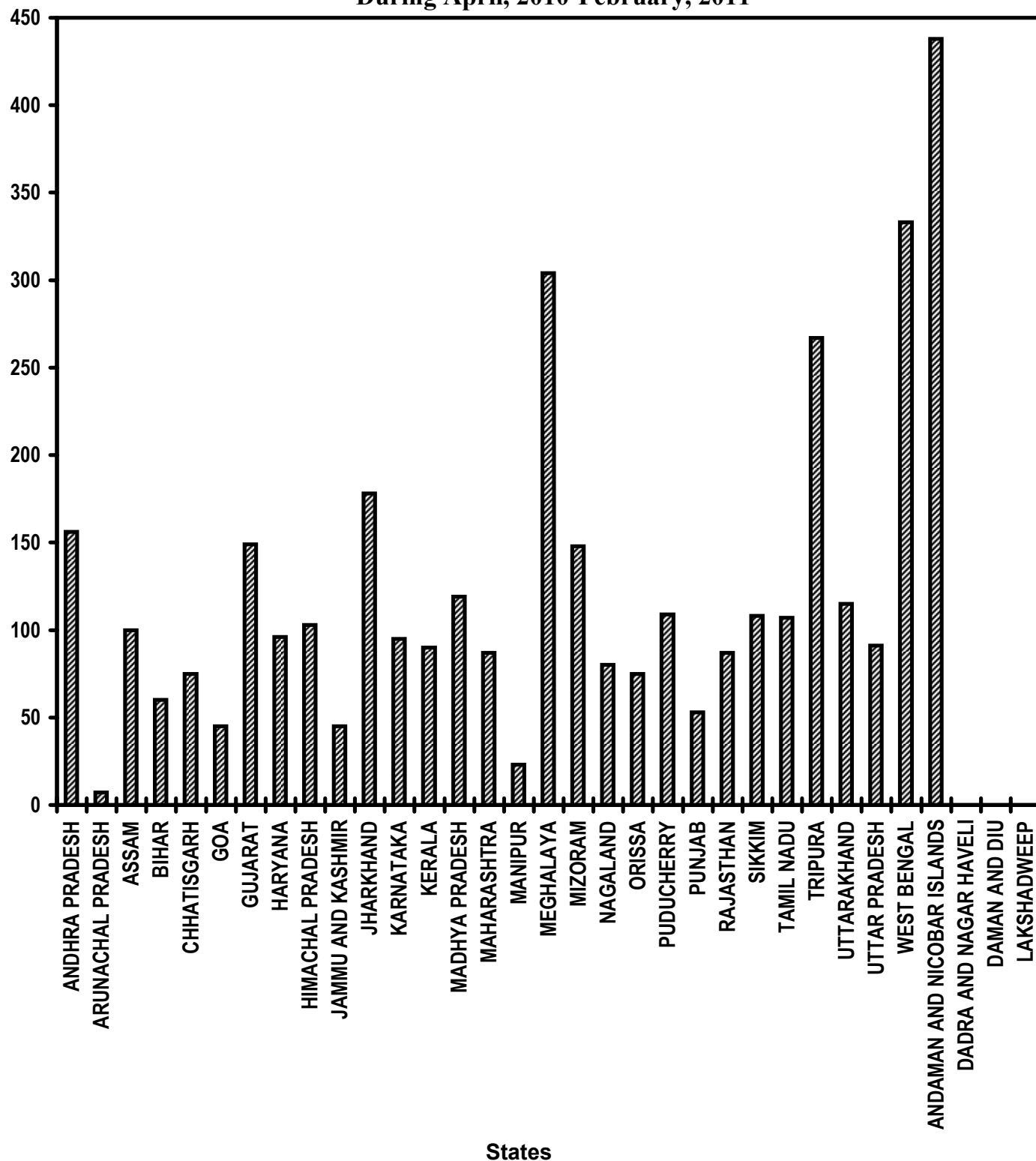
		Formed under SGSY (Number) April,2010- February,2011
Sl. No.	State/UT Name	
(1)	(2)	(3)
1	ANDHRA PRADESH	41,777
2	ARUNACHAL PRADESH	0
3	ASSAM	19,314
4	BIHAR	23,505
5	CHHATISGARH	4,406
6	DELHI	0
7	GOA	34
8	GUJARAT	5,567
9	HARYANA	2,672
10	HIMACHAL PRADESH	958
11	JAMMU AND KASHMIR	1,221
12	JHARKHAND	20,490
13	KARNATAKA	6,336
14	KERALA	1,557
15	MADHYA PRADESH	23,193
16	MAHARASHTRA	12,374
17	MANIPUR	725
18	MEGHALAYA	956
19	MIZORAM	0
20	NAGALAND	567
21	ORISSA	5,452
22	PUDUCHERRY	176
23	PUNJAB	788
24	RAJASTHAN	3,424
25	SIKKIM	99
26	TAMIL NADU	29,302
27	TRIPURA	3,078
28	UTTARAKHAND	5,535
29	UTTAR PRADESH	47,029
30	WEST BENGAL	36,348
31	ANDAMAN AND NICOBAR ISLANDS	67
32	CHANDIGARH	0
33	DADRA AND NAGAR HAVELI	0
34	DAMAN AND DIU	0
35	LAKSHADWEEP	0
<b>Grand Total</b>		<b>2,96,950</b>

# Self Help Groups (SHG)

## To whom income generating activities provided

% Achievement of Target

During April, 2010-February, 2011



**Table - 3(B)**

**Self Help Groups (SHG)  
To whom income generating activities provided  
(Unit: Number)**

Sl. No.	State/UT Name	Target		Achievement April,2010- February,2011	Percent Achievement April,2010- February,2011
		2010-2011	April,2010- February,2011		
(1)	(2)	(3)	(4)	(5)	(5)/(4)
1	ANDHRA PRADESH	9,967	8,803	13,689	156
2	ARUNACHAL PRADESH	458□	405□	30*	7
3	ASSAM	11,898	10,510	10,558	100
4	BIHAR	23,710	20,944	12,489	60
5	CHHATISGARH	5,267	4,652	3,507	75
6	GOA	160	140	63	45
7	GUJARAT	3,752	3,314	4,932	149
8	HARYANA	2,207	1,949	1,863	96
9	HIMACHAL PRADESH	929	820	841	103
10	JAMMU AND KASHMIR	1,150	1,016	462	45
11	JHARKHAND	8,941	7,897	14,044	178
12	KARNATAKA	7,526	6,648	6,336	95
13	KERALA	3,377	2,983	2,679	90
14	MADHYA PRADESH	11,282	9,965	11,848	119
15	MAHARASHTRA	14,878	13,142	11,387	87
16	MANIPUR	798	705	164	23
17	MEGHALAYA	894□	790□	2,400□	304
18	MIZORAM	207□	183□	271*	148
19	NAGALAND	613□	541□	432*	80
20	ORISSA	11,401□	10,070□	7,519□	75
21	PUDUCHERRY	179□	158□	172□	109
22	PUNJAB	1,072	946	498	53
23	RAJASTHAN	5,715	5,049	4,403	87
24	SIKKIM	229	201	217	108
25	TAMIL NADU	8,813	7,785	8,312	107
26	TRIPURA	1,440□	1,272□	3394*	267
27	UTTARAKHAND	1,797	1,587	1,831	115
28	UTTAR PRADESH	34,135	30,153	27,475	91
29	WEST BENGAL	12,670	11,192	37,292	333
30	ANDAMAN AND NICOBAR ISLANDS	15	13	57	438
31	DADRA AND NAGAR HAVELI	15	13	0	0
32	DAMAN AND DIU	15	13	0	0
33	LAKSHADWEEP	15	13	0	0
<b>Grand Total</b>		<b>1,85,525</b>	<b>1,63,872</b>	<b>1,89,165</b>	<b>115</b>

**Very Good:(90% or above of targets)**

ANDHRA PRADESH, ASSAM, GUJARAT, HARYANA, HIMACHAL PRADESH, JHARKHAND, KARNATAKA, KERALA, MADHYA PRADESH, MEGHALAYA, MIZORAM, PUDUCHERRY, SIKKIM, TAMIL NADU, TRIPURA, UTTARAKHAND, UTTAR PRADESH, WEST BENGAL, ANDAMAN AND NICOBAR ISLANDS

**Good:(Between 80% to 90% targets)**

MAHARASHTRA, NAGALAND, RAJASTHAN

**Poor:(Below 80% of targets)**

ARUNACHAL PRADESH, BIHAR, CHHATISGARH, GOA, JAMMU AND KASHMIR, MANIPUR, ORISSA, PUNJAB, DADRA AND NAGAR HAVELI, DAMAN AND DIU, LAKSHADWEEP

\*Figures furnished by M/o Rural Development



**Table - 4 (A)**

**Distribution of waste land to the landless  
(Unit: Hectare)**

		<b>Total Land Distributed (Hectare) April,2010- February,2011</b>
<b>Sl. No.</b>	<b>State/UT Name</b>	
<b>(1)</b>	<b>(2)</b>	<b>(3)</b>
1	ANDHRA PRADESH	47,653
2	ARUNACHAL PRADESH	0
3	ASSAM	0
4	BIHAR	18
5	CHHATISGARH	0
6	DELHI	0
7	GOA	0
8	GUJARAT	0
9	HARYANA	0
10	JAMMU AND KASHMIR	0
11	JHARKHAND	189
12	KARNATAKA	0
13	KERALA	0
14	MADHYA PRADESH	0
15	MAHARASHTRA	0
16	MANIPUR	0
17	MEGHALAYA	0
18	MIZORAM	0
19	NAGALAND	0
20	ORISSA	1,075
21	PUDUCHERRY	12
22	PUNJAB	0
23	RAJASTHAN	0
24	SIKKIM	0
25	TAMIL NADU	314
26	TRIPURA	0
27	UTTARAKHAND	0
28	UTTAR PRADESH	2,674
29	WEST BENGAL	0
30	ANDAMAN AND NICOBAR ISLANDS	0
31	CHANDIGARH	0
32	DADRA AND NAGAR HAVELI	0
33	DAMAN AND DIU	0
34	LAKSHADWEEP	0
<b>Grand Total</b>		<b>51,935</b>

**Table - 4 (B)**

**Distribution of waste land to the landless**

Sl. No.	State/UT Name	Land Distributed to SC (Hectare) April,2010- February,2011	Land Distributed to ST (Hectare) April,2010- February,2011	Land Distributed to Others (Hectare) April,2010- February,2011
		(3)	(4)	(5)
1	ANDHRA PRADESH	10,251	11,026	26,376
2	ARUNACHAL PRADESH	0	0	0
3	ASSAM	0	0	0
4	BIHAR	18	0	0
5	CHHATISGARH	0	0	0
6	DELHI	0	0	0
7	GOA	0	0	0
8	GUJARAT	0	0	0
9	HARYANA	0	0	0
10	JAMMU AND KASHMIR	0	0	0
11	JHARKHAND	14	132	49
12	KARNATAKA	0	0	0
13	KERALA	0	0	0
14	MADHYA PRADESH	0	0	0
15	MAHARASHTRA	0	0	0
16	MANIPUR	0	0	0
17	MEGHALAYA	0	0	0
18	MIZORAM	0	0	0
19	NAGALAND	0	0	0
20	ORISSA	198	636	241
21	PUDUCHERRY	0	0	0
22	PUNJAB	0	0	0
23	RAJASTHAN	0	0	0
24	SIKKIM	0	0	0
25	TAMIL NADU	48	0	266
26	TRIPURA	0	0	0
27	UTTARAKHAND	0	0	0
28	UTTAR PRADESH	1,694	1	979
29	WEST BENGAL	0	0	0
30	ANDAMAN AND NICOBAR ISLANDS	0	0	0
31	CHANDIGARH	0	0	0
32	DADRA AND NAGAR HAVELI	0	0	0
33	DAMAN AND DIU	0	0	0
34	LAKSHADWEEP	0	0	0
<b>Grand Total</b>		<b>12,223</b>	<b>11,795</b>	<b>27,911</b>

**Table - 5(A)**

**Minimum Wages Enforcement (including Farm Labour)**

Sl. No.	State/UT Name	Agriculture and Farm Workers: Inspections made (Number) April,2010-February,2011	Agriculture and Farm Workers: Irregularities detected (Number) April,2010-February,2011	Agriculture and Farm Workers: Irregularities rectified (Number) April,2010-February,2011
		(3)	(4)	(5)
1	ANDHRA PRADESH	0	0	0
2	ARUNACHAL PRADESH	0	0	0
3	ASSAM	0	0	0
4	BIHAR	36,521	5,745	5,673
5	CHHATISGARH	0	0	0
6	DELHI	0	0	0
7	GOA	0	0	0
8	GUJARAT	30,168	3,035	3,314
9	HARYANA	0	0	0
10	HIMACHAL PRADESH	0	0	0
11	JAMMU AND KASHMIR	0	0	0
12	JHARKHAND	10,128	391	315
13	KARNATAKA	0	0	0
14	KERALA	1	3	21
15	MADHYA PRADESH	0	0	0
16	MAHARASHTRA	0	0	0
17	MANIPUR	0	0	0
18	MEGHALAYA	0	0	0
19	MIZORAM	0	0	0
20	NAGALAND	0	0	0
21	ORISSA	0	0	0
22	PUDUCHERRY	0	0	0
23	PUNJAB	18	0	0
24	RAJASTHAN	1,260	10	6
25	SIKKIM	0	0	0
26	TAMIL NADU	0	0	0
27	TRIPURA	0	0	0
28	UTTARAKHAND	0	0	0
29	UTTAR PRADESH	0	0	0
30	WEST BENGAL	0	0	0
31	ANDAMAN AND NICOBAR ISLANDS	0	0	0
32	CHANDIGARH	0	0	0
33	DADRA AND NAGAR HAVELI	0	0	0
34	DAMAN AND DIU	0	0	0
35	LAKSHADWEEP	0	0	0
<b>Grand Total</b>		<b>78,096</b>	<b>9,184</b>	<b>9,329</b>

**Table - 5(B)**

**Minimum Wages Enforcement (including Farm Labour)**  
**(Unit: Number)**

		Agriculture and Farm Workers: Claims filed (Number) April,2010- February,2011	Agriculture and Farm Workers: Claims settled (Number) April,2010- February,2011
Sl. No.	State/UT Name	(3)	(4)
1	ANDHRA PRADESH	0	0
2	ARUNACHAL PRADESH	0	0
3	ASSAM	0	0
4	BIHAR	1,425	1,375
5	CHHATISGARH	0	0
6	DELHI	0	0
7	GOA	0	0
8	GUJARAT	0	0
9	HARYANA	9	13
10	HIMACHAL PRADESH	0	0
11	JAMMU AND KASHMIR	0	0
12	JHARKHAND	2,041	1
13	KARNATAKA	0	0
14	KERALA	0	0
15	MADHYA PRADESH	0	0
16	MAHARASHTRA	0	0
17	MANIPUR	0	0
18	MEGHALAYA	0	0
19	MIZORAM	0	0
20	NAGALAND	0	0
21	ORISSA	0	0
22	PUDUCHERRY	0	0
23	PUNJAB	0	0
24	RAJASTHAN	0	3
25	SIKKIM	0	0
26	TAMIL NADU	0	0
27	TRIPURA	0	0
28	UTTARAKHAND	0	0
29	UTTAR PRADESH	0	0
30	WEST BENGAL	0	0
31	ANDAMAN AND NICOBAR ISLANDS	0	0
32	CHANDIGARH	0	0
33	DADRA AND NAGAR HAVELI	0	0
34	DAMAN AND DIU	0	0
35	LAKSHADWEEP	0	0
<b>Grand Total</b>		<b>3,475</b>	<b>1,392</b>

**Table - 5(C)**

**Minimum Wages Enforcement (including Farm Labour)**

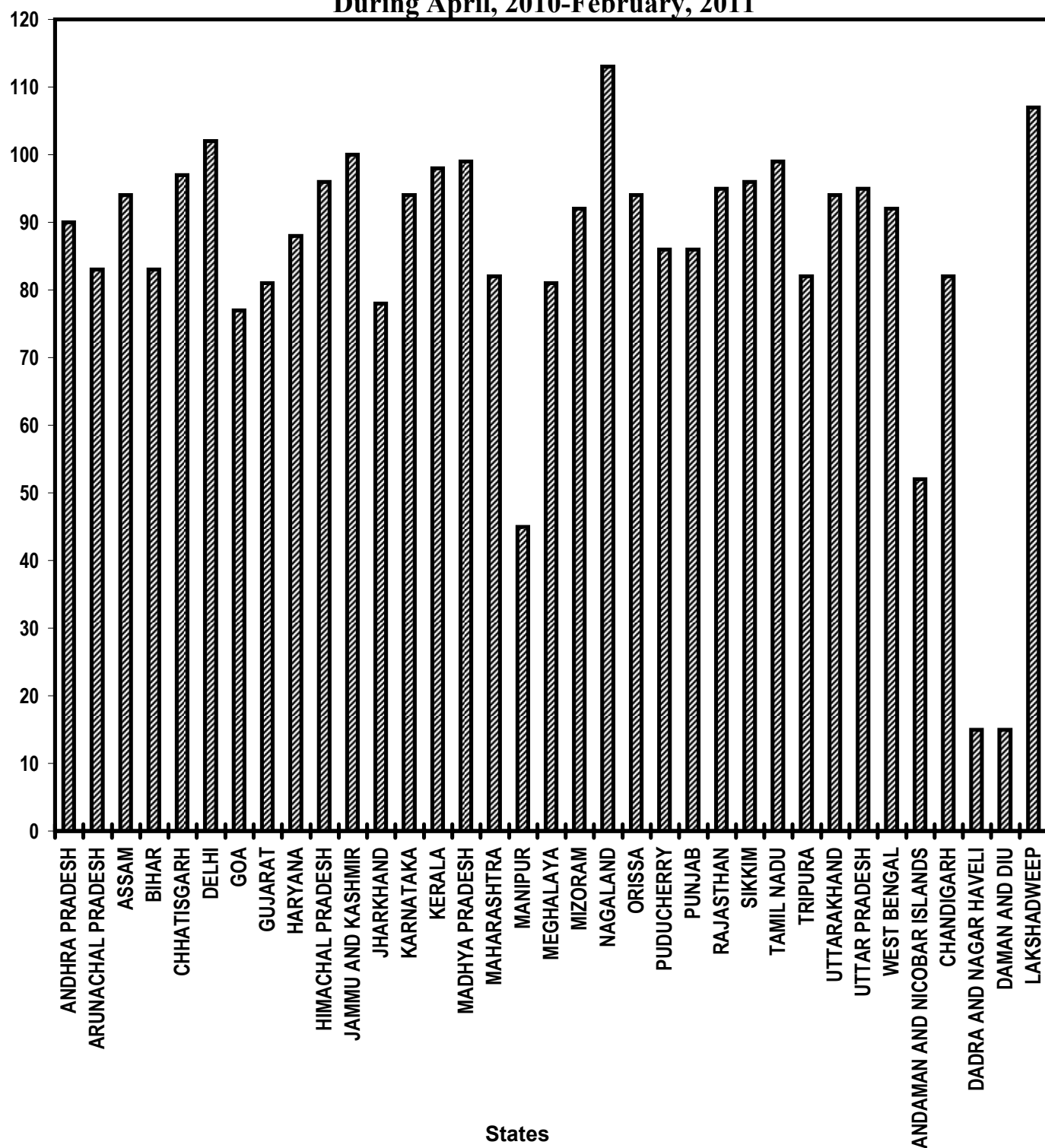
Sl. No.	State/UT Name	Agriculture and Farm Workers: Prosecution cases Pending (Number) April,2010-February,2011	Agriculture and Farm Workers: Prosecution cases filed (Number) April,2010-February,2011	Agriculture and Farm Workers: Prosecution cases decided (Number) April,2010-February,2011
		(3)	(4)	(5)
1	ANDHRA PRADESH	0	0	0
2	ARUNACHAL PRADESH	0	0	0
3	ASSAM	0	0	0
4	BIHAR	1,203	0	0
5	CHHATISGARH	0	0	0
6	DELHI	0	0	0
7	GOA	0	0	0
8	GUJARAT	5,059	173	24
9	HARYANA	0	0	0
10	HIMACHAL PRADESH	0	0	0
11	JAMMU AND KASHMIR	0	0	0
12	JHARKHAND	11	0	0
13	KARNATAKA	0	0	0
14	KERALA	0	0	0
15	MADHYA PRADESH	0	0	0
16	MAHARASHTRA	0	0	0
17	MANIPUR	0	0	0
18	MEGHALAYA	0	0	0
19	MIZORAM	0	0	0
20	NAGALAND	0	0	0
21	ORISSA	0	0	0
22	PUDUCHERRY	0	0	0
23	PUNJAB	0	0	0
24	RAJASTHAN	40	19	20
25	SIKKIM	0	0	0
26	TAMIL NADU	0	0	0
27	TRIPURA	0	0	0
28	UTTARAKHAND	0	0	0
29	UTTAR PRADESH	0	0	0
30	WEST BENGAL	0	0	0
31	ANDAMAN AND NICOBAR ISLANDS	0	0	0
32	CHANDIGARH	0	0	0
33	DADRA AND NAGAR HAVELI	0	0	0
34	DAMAN AND DIU	0	0	0
35	LAKSHADWEEP	0	0	0
<b>Grand Total</b>		<b>6,313</b>	<b>192</b>	<b>44</b>

# Food Security: Targeted Public Distribution System (APL+BPL+AAY)

## Off take

% Achievement of Target

During April, 2010-February, 2011



**Table - 6(A)**

**Food security-Targeted Public Distribution system (APL+BPL+AAY)**

Sl. No.	State/UT Name	Allocation of Food Grains (Tonnes) April,2010-February,2011	Off take (Tonnes)* April,2010-February,2011	Percentage of offtake w.r.t. Allocation of Food Grains
(1)	(2)	(3)	(4)	(5)
1	ANDHRA PRADESH	34,00,194	30,64,333	90
2	ARUNACHAL PRADESH	93,093	76,964	83
3	ASSAM	15,55,938	14,60,784	94
4	BIHAR	32,61,316	27,11,489	83
5	CHHATISGARH	10,77,036	10,40,730	97
6	DELHI	5,46,355	5,54,835	102
7	GOA	65,067	50,283	77
8	GUJARAT	17,45,424	14,14,734	81
9	HARYANA	6,34,036	5,59,440	88
10	HIMACHAL PRADESH	4,69,390	4,49,968	96
11	JAMMU AND KASHMIR	6,94,037	6,96,803	100
12	JHARKHAND	12,16,001	9,53,183	78
13	KARNATAKA	20,87,873	19,64,058	94
14	KERALA	12,97,429	12,73,193	98
15	MADHYA PRADESH	24,10,301	23,91,764	99
16	MAHARASHTRA	41,49,790	33,99,468	82
17	MANIPUR	1,32,851	60,325	45
18	MEGHALAYA	1,70,655	1,38,253	81
19	MIZORAM	64,295	59,018	92
20	NAGALAND	1,16,303	1,30,864	113
21	ORISSA	20,45,085	19,25,419	94
22	PUDUCHERRY	51,786	44,562	86
23	PUNJAB	7,24,288	6,22,529	86
24	RAJASTHAN	18,87,683	17,95,315	95
25	SIKKIM	40,565	39,028	96
26	TAMIL NADU	34,12,596	33,65,281	99
27	TRIPURA	2,77,455	2,28,739	82
28	UTTARAKHAND	4,39,601	4,12,055	94
29	UTTAR PRADESH	64,05,553	60,60,723	95
30	WEST BENGAL	33,27,152	30,54,426	92
31	ANDAMAN AND NICOBAR ISLANDS	31,185	16,103	52
32	CHANDIGARH	29,215	23,896	82
33	DADRA AND NAGAR HAVELI	9,142	1,388	15
34	DAMAN AND DIU	4,620	672	15
35	LAKSHADWEEP	4,235	4,545	107
<b>Grand Total</b>		<b>4,38,77,545</b>	<b>4,00,45,170</b>	<b>91</b>

**Very Good:(90% or above of targets)**

ANDHRA PRADESH, ASSAM, CHHATISGARH, DELHI, HIMACHAL PRADESH, JAMMU AND KASHMIR, KARNATAKA, KERALA, MADHYA PRADESH, MIZORAM, NAGALAND, ORISSA, RAJASTHAN, SIKKIM, TAMIL NADU, UTTARAKHAND, UTTAR PRADESH, WEST BENGAL, LAKSHADWEEP

**Good:(Between 80% to 90% targets)**

ARUNACHAL PRADESH, BIHAR, GUJARAT, HARYANA, MAHARASHTRA, MEGHALAYA, PUDUCHERRY, PUNJAB, TRIPURA, CHANDIGARH

**Poor:(Below 80% of targets)**

GOA, JHARKHAND, MANIPUR, ANDAMAN AND NICOBAR ISLANDS, DADRA AND NAGAR HAVELI, DAMAN AND DIU

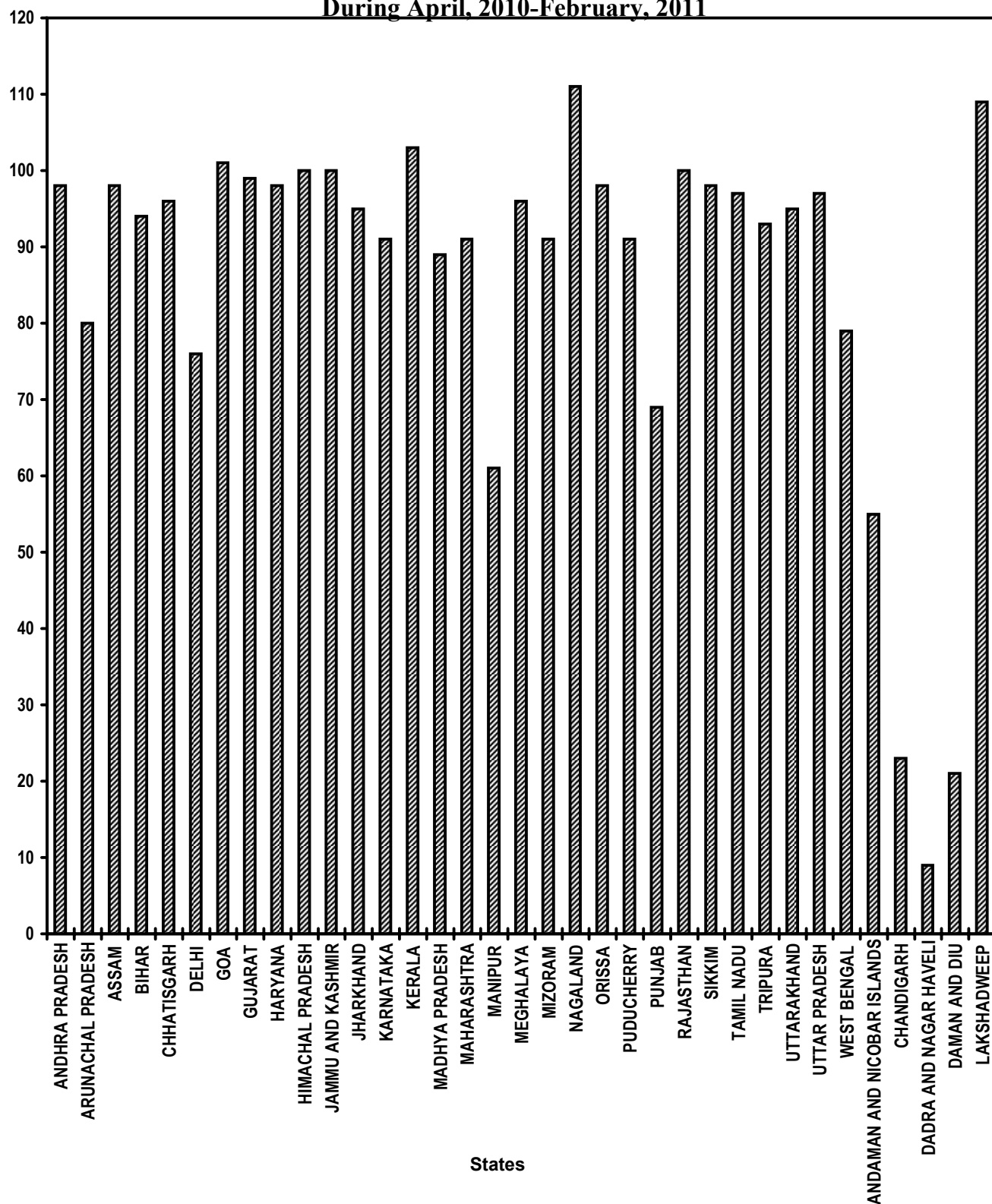
*\*Offtake figures are provisional, subject to confirmation from FCI*

# Food Security: Targeted Public Distribution System (Only Antyodaya Anna Yojana)

## Off take

% Achievement of Target

During April, 2010-February, 2011





**Table - 6(B)**

**Food security-Targeted Public Distribution system (only AAY)**

Sl. No.	State/UT Name	Allocation of Food Grains (Tonnes) April,2010-February,2011	Off take (Tonnes)* April,2010-February,2011	Percentage of offtake w.r.t. Allocation of Food Grains
		(3)	(4)	(5)
1	ANDHRA PRADESH	5,99,764	5,88,786	98
2	ARUNACHAL PRADESH	14,641	11,739	80
3	ASSAM	2,71,051	2,66,721	98
4	BIHAR	9,60,349	9,01,224	94
5	CHHATISGARH	2,76,782	2,66,446	96
6	DELHI	57,827	43,868	76
7	GOA	5,599	5,648	101
8	GUJARAT	3,11,740	3,08,050	99
9	HARYANA	1,12,585	1,10,073	98
10	HIMACHAL PRADESH	75,845	75,831	100
11	JAMMU AND KASHMIR	98,439	98,443	100
12	JHARKHAND	3,53,400	3,35,017	95
13	KARNATAKA	4,61,901	4,21,542	91
14	KERALA	2,29,405	2,35,900	103
15	MADHYA PRADESH	6,08,905	5,39,050	89
16	MAHARASHTRA	9,48,640	8,65,117	91
17	MANIPUR	24,497	14,850	61
18	MEGHALAYA	27,027	26,056	96
19	MIZORAM	10,010	9,078	91
20	NAGALAND	18,304	20,295	111
21	ORISSA	4,86,860	4,78,832	98
22	PUDUCHERRY	12,419	11,341	91
23	PUNJAB	69,080	47,330	69
24	RAJASTHAN	3,58,864	3,57,281	100
25	SIKKIM	6,358	6,228	98
26	TAMIL NADU	7,17,882	6,95,441	97
27	TRIPURA	43,560	40,393	93
28	UTTARAKHAND	61,560	58,743	95
29	UTTAR PRADESH	15,76,190	15,34,104	97
30	WEST BENGAL	5,69,877	4,49,510	79
31	ANDAMAN AND NICOBAR ISLANDS	1,650	907	55
32	CHANDIGARH	572	130	23
33	DADRA AND NAGAR HAVELI	2,013	177	9
34	DAMAN AND DIU	583	123	21
35	LAKSHADWEEP	462	504	109
<b>Grand Total</b>		<b>93,74,641</b>	<b>88,24,778</b>	<b>94</b>

**Very Good:(90% or above of targets)**

ANDHRA PRADESH, ASSAM, BIHAR, CHHATISGARH, GOA, GUJARAT, HARYANA, HIMACHAL PRADESH, JAMMU AND KASHMIR, JHARKHAND, KARNATAKA, KERALA, MAHARASHTRA, MEGHALAYA, MIZORAM, NAGALAND, ORISSA, PUDUCHERRY, RAJASTHAN, SIKKIM, TAMIL NADU, TRIPURA, UTTARAKHAND, UTTAR PRADESH, LAKSHADWEEP

**Good:(Between 80% to 90% targets)**

ARUNACHAL PRADESH, MADHYA PRADESH

**Poor:(Below 80% of targets)**

DELHI, MANIPUR, PUNJAB, WEST BENGAL, ANDAMAN AND NICOBAR ISLANDS, CHANDIGARH, DADRA AND NAGAR HAVELI, DAMAN AND DIU

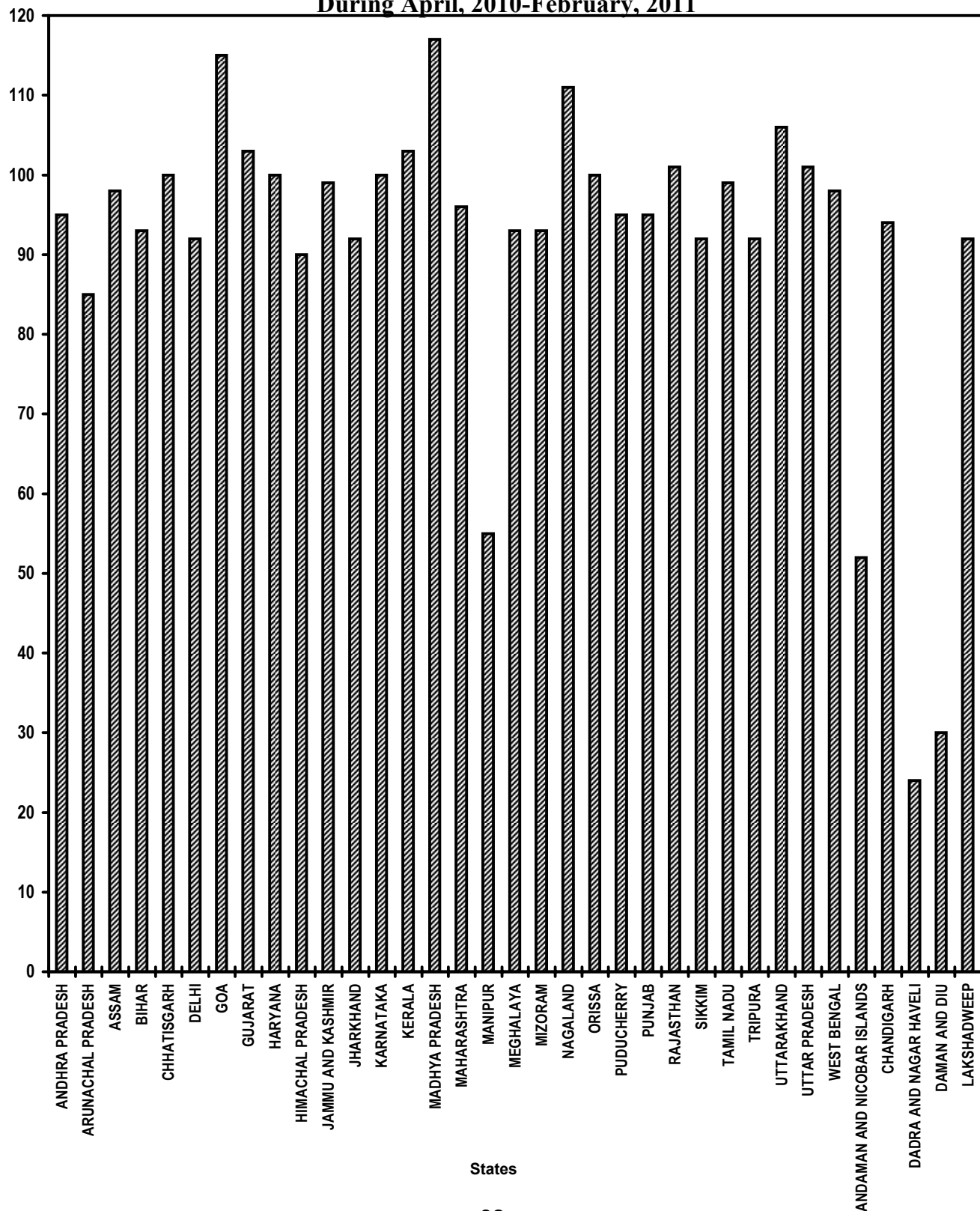
*\*Offtake figures are provisional, subject to confirmation from FCI*

# Food Security: Targeted Public Distribution System (Only BPL)

## Off take

% Achievement of Target

During April, 2010-February, 2011



**Table - 6(C)**

**Food Security - Targeted Public Distribution System (Only BPL)**

Sl. No.	State/UT Name	Allocation of Food Grains (Tonnes) April,2010-February,2011	Off take (Tonnes)* April,2010-February,2011	Percentage of offtake w.r.t. Allocation of Food Grains
(1)	(2)	(3)	(4)	(5)
1	ANDHRA PRADESH	9,64,414	9,19,105	95
2	ARUNACHAL PRADESH	23,397	19,802	85
3	ASSAM	4,35,622	4,25,037	98
4	BIHAR	15,51,127	14,36,576	93
5	CHHATISGARH	4,45,214	4,46,843	100
6	DELHI	99,638	91,413	92
7	GOA	5,005	5,766	115
8	GUJARAT	5,04,504	5,21,122	103
9	HARYANA	1,91,191	1,90,518	100
10	HIMACHAL PRADESH	1,22,045	1,09,661	90
11	JAMMU AND KASHMIR	1,84,888	1,83,674	99
12	JHARKHAND	5,68,301	5,21,158	92
13	KARNATAKA	7,42,852	7,45,800	100
14	KERALA	3,68,819	3,78,090	103
15	MADHYA PRADESH	9,79,198	11,45,085	117
16	MAHARASHTRA	15,66,972	15,05,937	96
17	MANIPUR	39,424	21,495	55
18	MEGHALAYA	43,428	40,396	93
19	MIZORAM	16,170	15,069	93
20	NAGALAND	29,436	32,563	111
21	ORISSA	10,68,441	10,65,345	100
22	PUDUCHERRY	19,767	18,793	95
23	PUNJAB	1,11,078	1,05,866	95
24	RAJASTHAN	5,77,071	5,83,894	101
25	SIKKIM	10,362	9,548	92
26	TAMIL NADU	11,54,296	11,38,377	99
27	TRIPURA	70,015	64,213	92
28	UTTARAKHAND	1,30,181	1,38,624	106
29	UTTAR PRADESH	25,35,225	25,72,377	101
30	WEST BENGAL	14,24,115	14,00,453	98
31	ANDAMAN AND NICOBAR ISLANDS	4,895	2,555	52
32	CHANDIGARH	3,443	3,248	94
33	DADRA AND NAGAR HAVELI	4,609	1,085	24
34	DAMAN AND DIU	957	283	30
35	LAKSHADWEEP	693	641	92
<b>Grand Total</b>		<b>1,59,96,793</b>	<b>1,58,60,412</b>	<b>99</b>

**Very Good:(90% or above of targets)**

ANDHRA PRADESH, ASSAM, BIHAR, CHHATISGARH, DELHI, GOA, GUJARAT, HARYANA, HIMACHAL PRADESH, JAMMU AND KASHMIR, JHARKHAND, KARNATAKA, KERALA, MADHYA PRADESH, MAHARASHTRA, MEGHALAYA, MIZORAM, NAGALAND, ORISSA, PUDUCHERRY, PUNJAB, RAJASTHAN, SIKKIM, TAMIL NADU, TRIPURA, UTTARAKHAND, UTTAR PRADESH, WEST BENGAL, CHANDIGARH, LAKSHADWEEP

**Good:(Between 80% to 90% targets)**

ARUNACHAL PRADESH

**Poor:(Below 80% of targets)**

MANIPUR, ANDAMAN AND NICOBAR ISLANDS, DADRA AND NAGAR HAVELI, DAMAN AND DIU

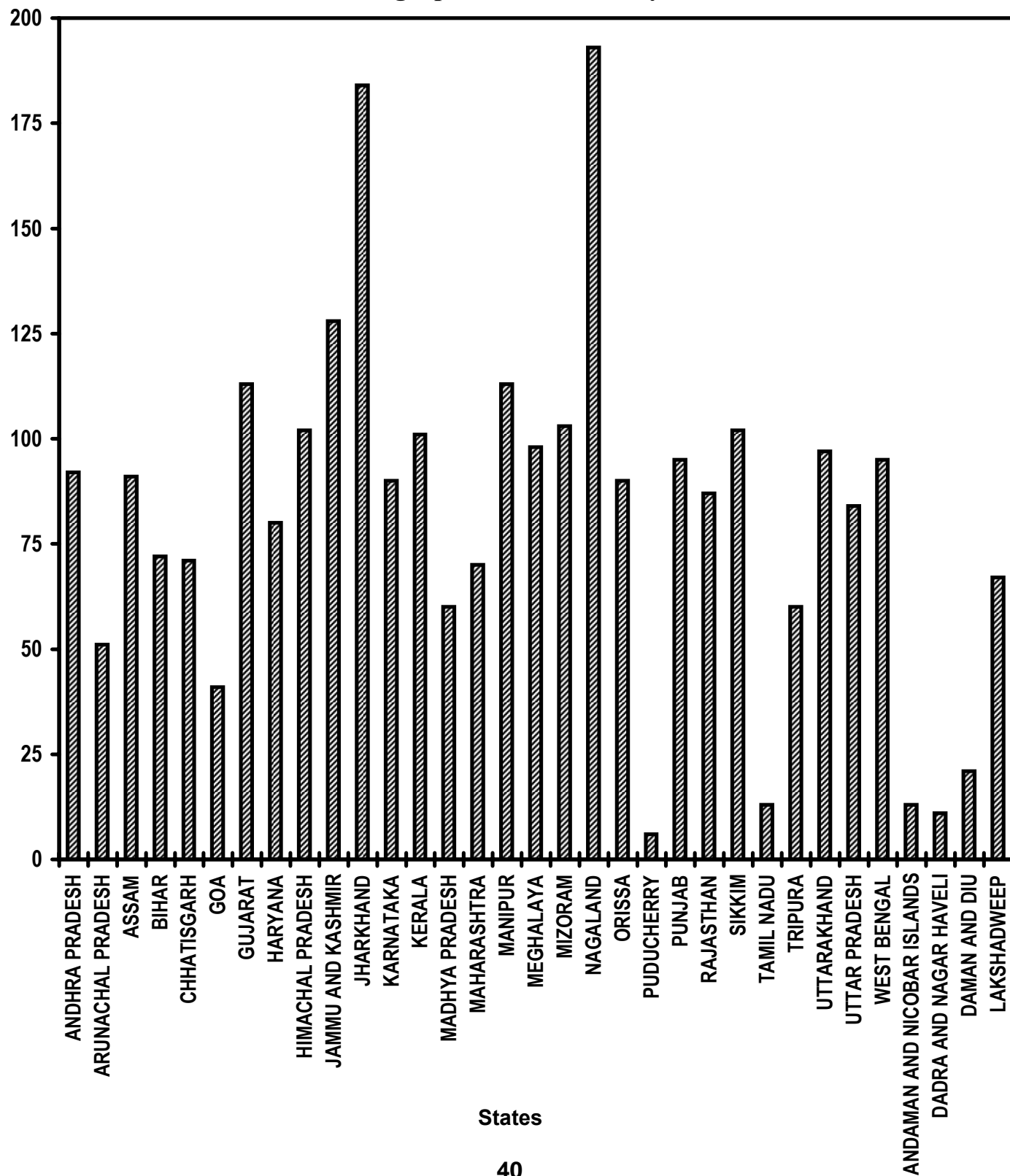
\*Offtake figures are provisional, subject to confirmation from FCI

# Rural Housing - Indira Awaas Yojana

## Houses constructed

% Achievement of Target

During April, 2010-February, 2011



**Table - 7**  
**Rural Housing - Indira Awaas Yojana**  
**Houses constructed**  
(Unit: Number)

Sl. No.	State/UT Name	Target		Achievement April,2010- February,2011	Percent Achievement April,2010- February,2011
		2010-2011	April,2010- February,2011		
(1)	(2)	(3)	(4)	(5)	(5)/(4)
1	ANDHRA PRADESH	2,57,104	2,14,252	1,97,685	92
2	ARUNACHAL PRADESH	7,726	6,438	3,309	51
3	ASSAM	1,70,849	1,42,374	1,28,883	91
4	BIHAR	7,58,904	6,32,421	4,53,555	72
5	CHHATISGARH	39,759	33,133	23,408	71
6	GOA	1,584	1,321	547	41
7	GUJARAT	1,26,090	1,05,075	1,18,673	113
8	HARYANA	17,703	14,752	11,764	80
9	HIMACHAL PRADESH	5,793	4,827	4,947	102
10	JAMMU AND KASHMIR	17,995	14,996	19,203	128
11	JHARKHAND	67,691	56,409	1,03,678	184
12	KARNATAKA	99,055	82,546	74,395	90
13	KERALA	55,084	45,902	46,132	101
14	MADHYA PRADESH	79,073	65,895	39,714	60
15	MAHARASHTRA	1,55,052	1,29,210	90,982	70
16	MANIPUR	6,707	5,589	6,290	113
17	MEGHALAYA	11,681	9,734	9,491	98
18	MIZORAM	2,489	2,074	2,126	103
19	NAGALAND	7,730 □	6,441 □	12415*	193
20	ORISSA	1,49,100	1,24,250	1,12,061	90
21	PUDUCHERRY	1,218	1,015	57	6
22	PUNJAB	21,893	18,245	17,256	95
23	RAJASTHAN	63,362	52,801	46,145	87
24	SIKKIM	1,478	1,232	1,261	102
25	TAMIL NADU	1,02,939	85,783	11,416	13
26	TRIPURA	15,050	12,541	7,521	60
27	UTTARAKHAND	15,856	13,213	12,797	97
28	UTTAR PRADESH	3,40,868	2,84,057	2,37,845	84
29	WEST BENGAL	2,05,671	1,71,392	1,62,324	95
30	ANDAMAN AND NICOBAR ISLANDS	2,446	2,038	270	13
31	DADRA AND NAGAR HAVELI	407	339	38	11
32	DAMAN AND DIU	182	151	31	21
33	LAKSHADWEEP	158	132	88	67
<b>Grand Total</b>		<b>28,08,697</b>	<b>23,40,578</b>	<b>19,56,307</b>	<b>84</b>

**Very Good:(90% or above of targets)**

ANDHRA PRADESH, ASSAM, GUJARAT, HIMACHAL PRADESH, JAMMU AND KASHMIR, JHARKHAND, KARNATAKA, KERALA, MANIPUR, MEGHALAYA, MIZORAM, NAGALAND, ORISSA, PUNJAB, SIKKIM, UTTARAKHAND, WEST BENGAL

**Good:(Between 80% to 90% targets)**

HARYANA, RAJASTHAN, UTTAR PRADESH

**Poor:(Below 80% of targets)**

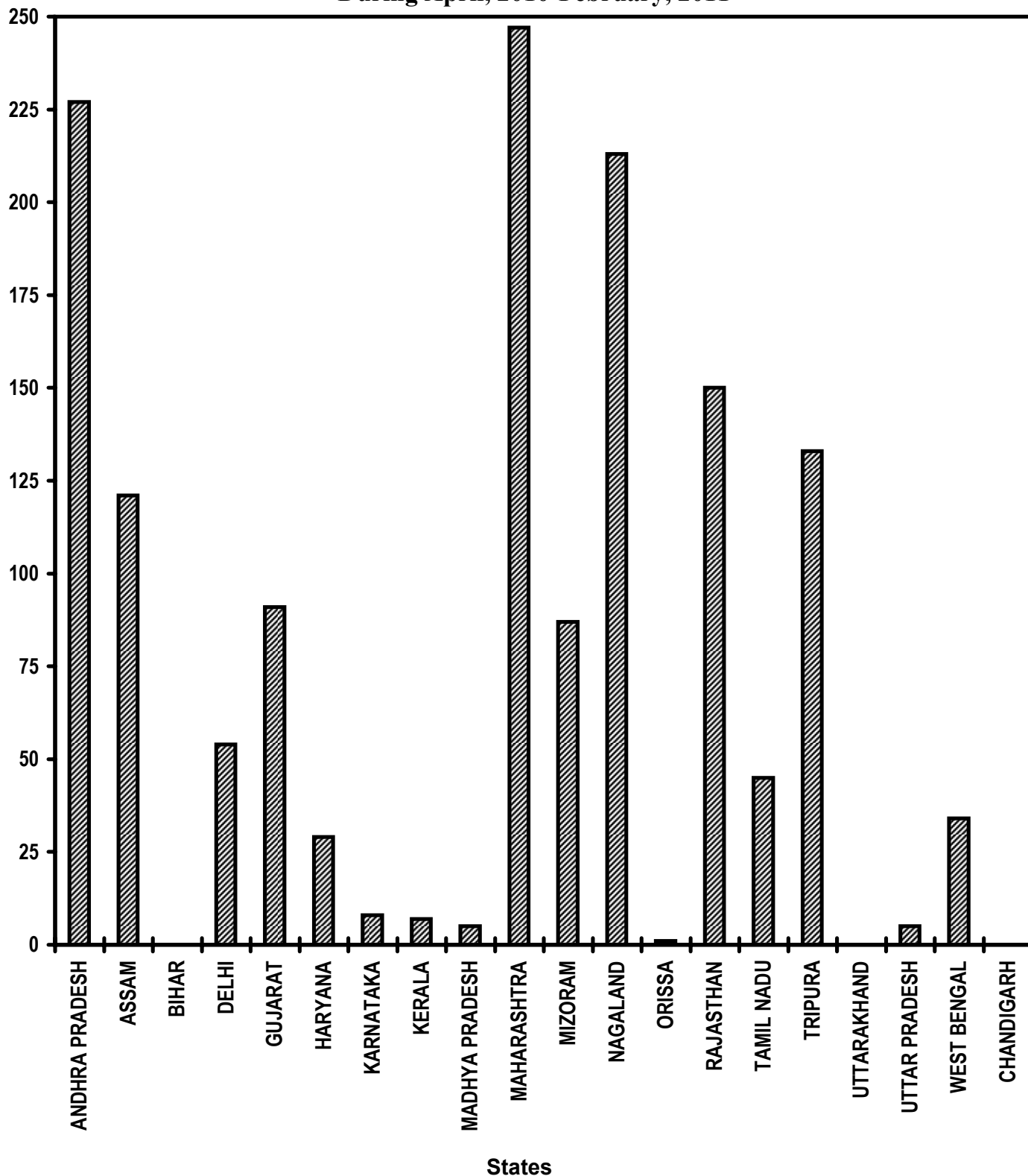
ARUNACHAL PRADESH, BIHAR, CHHATISGARH, GOA, MADHYA PRADESH, MAHARASHTRA, PUDUCHERRY, TAMIL NADU, TRIPURA, ANDAMAN AND NICOBAR ISLANDS, DADRA AND NAGAR HAVELI, DAMAN AND DIU, LAKSHADWEEP

\*Figures furnished by M/o Rural Development

# EWS/LIG Houses in Urban Areas

## Houses constructed

% Achievement of Target  
During April, 2010-February, 2011



**Table - 8**

**EWS/LIG Houses in Urban Areas  
Houses constructed  
(Unit: Number)**

Sl. No.	State/UT Name	Target*		Achievement April,2010- February,2011	Percent Achievement April,2010- February,2011
		2010-2011	April,2010- February,2011		
(1)	(2)	(3)	(4)	(5)	(5)/(4)
1	ANDHRA PRADESH	24,000	22,000	49,952	227
2	ASSAM	500	458	553	121
3	BIHAR	2,000	1,833	0	0
4	DELHI	3,000	2,750	1,475	54
5	GUJARAT	27,000	24,750	22,485	91
6	HARYANA	2,100	1,925	562	29
7	KARNATAKA	9,000	8,250	628	8
8	KERALA	8,000	7,333	535	7
9	MADHYA PRADESH	3,000	2,750	143	5
10	MAHARASHTRA	7,500	6,875	16,963	247
11	MIZORAM	300	275	240	87
12	NAGALAND	1,500	1,375	2,930	213
13	ORISSA	1,500	1,375	18	1
14	RAJASTHAN	2,200	2,016	3,034	150
15	TAMIL NADU	20,000	18,333	8,257	45
16	TRIPURA	500	458	609	133
17	UTTARAKHAND	200	183	0	0
18	UTTAR PRADESH	3,200	2,933	150	5
19	WEST BENGAL	32,000	29,333	9,888	34
20	CHANDIGARH	2,500	2,292	0	0
<b>Grand Total</b>		<b>1,50,000</b>	<b>1,37,497</b>	<b>1,18,422</b>	<b>86</b>

**Very Good:(90% or above of targets)**

**ANDHRA PRADESH, ASSAM, GUJARAT, MAHARASHTRA, NAGALAND, RAJASTHAN, TRIPURA**

**Good:(Between 80% to 90% targets)**

**MIZORAM**

**Poor:(Below 80% of targets)**

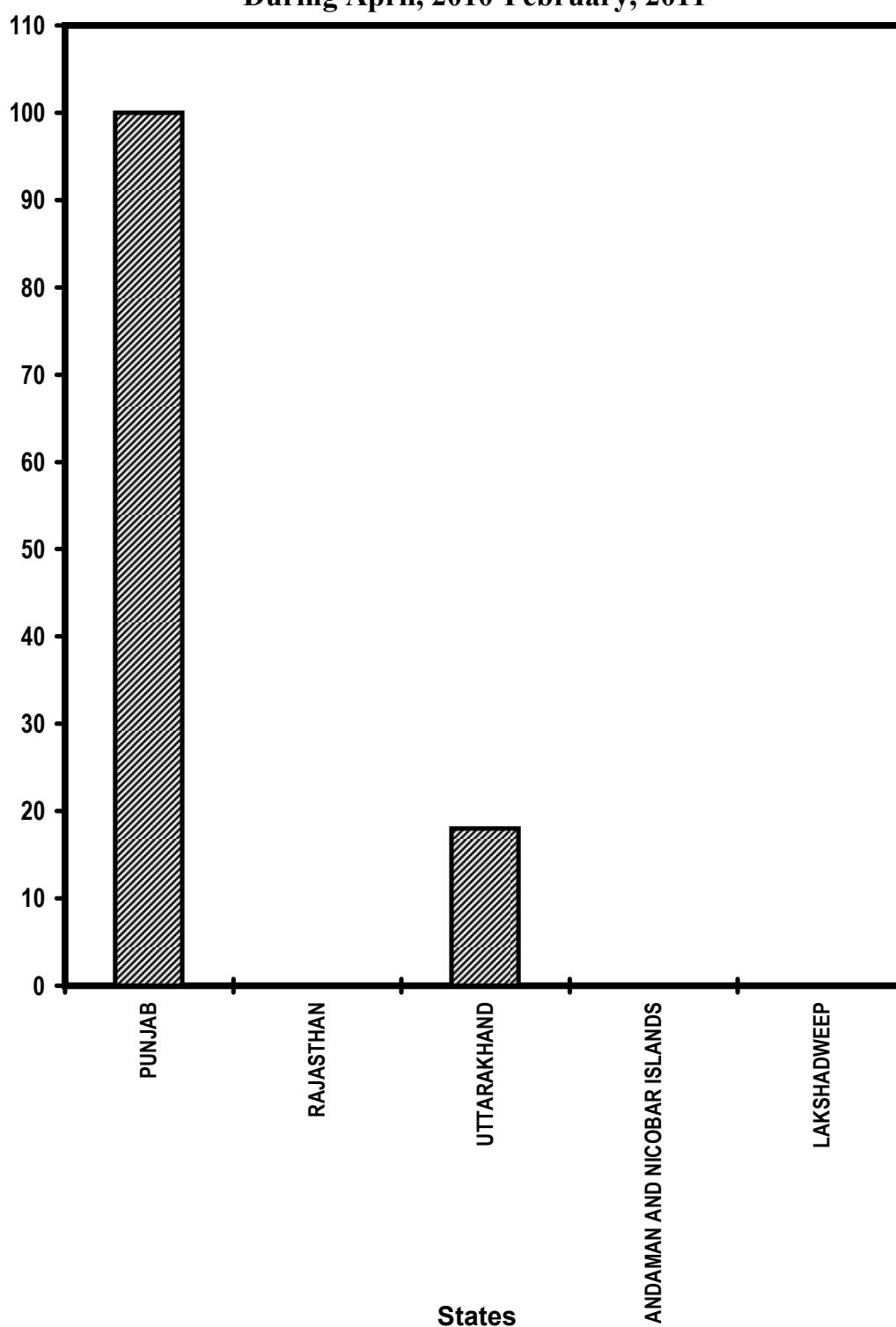
**BIHAR, DELHI, HARYANA, KARNATAKA, KERALA, MADHYA PRADESH, ORISSA, TAMIL NADU,  
UTTARAKHAND, UTTAR PRADESH, WEST BENGAL, CHANDIGARH**

*\*Targets for 2010-11 has been received in the month of Feb. 2011 and communicated to States/UT's*

# **Rural Areas - Accelerated Rural Water Supply Programme**

## **Habitations covered (NC and PC)**

**% Achievement of Target  
During April, 2010-February, 2011**





**Table - 9(A)**

**Rural Areas - Accelerated Rural Water Supply Programme**  
**Habitations covered (NC and PC)**  
 (Unit: Number)

Sl. No.	State/UT Name	Target		Achievement April,2010-February,2011	Percent Achievement April,2010-February,2011
		2010-2011	April,2010-February,2011		
(1)	(2)	(3)	(4)	(5)	(5)/(4)
1	PUNJAB	16	14	14	100
2	RAJASTHAN	316	274	0	0
3	UTTARAKHAND	26	22	4	18
4	ANDAMAN AND NICOBAR ISLANDS	8	7	0	0
5	LAKSHADWEEP	10	8	0	0
<b>Grand Total</b>		376	325	18	6

**Very Good:(90% or above of targets)**

PUNJAB

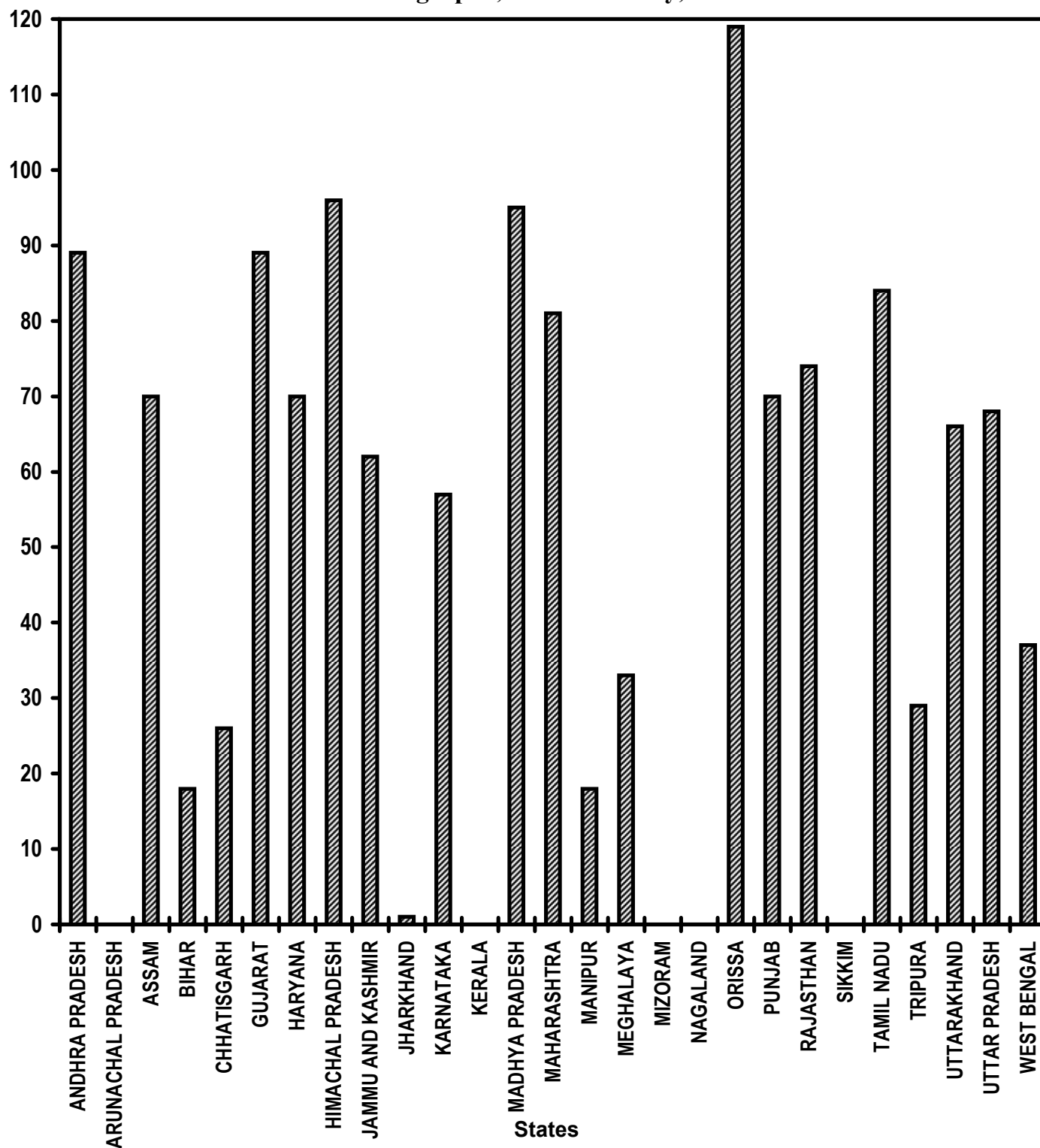
**Poor:(Below 80% of targets)**

RAJASTHAN, UTTARAKHAND, ANDAMAN AND NICOBAR ISLANDS, LAKSHADWEEP

# Rural Areas - Accelerated Rural Water Supply Programme

## Slipped back habitations and habitations with water quality problems addressed-ARWSP

% Achievement of Target  
During April, 2010-February, 2011



**Table - 9(B)**

**Rural Areas - Accelerated Rural Water Supply Programme**  
**Slipped back habitations and habitations with water quality problems addressed-ARWSP**  
**(Unit: Number)**

Sl. No.	State/UT Name	Target		Achievement	Percent
		2010-2011	April,2010-February,2011	April,2010-February,2011	Achievement April,2010-February,2011
(1)	(2)	(3)	(4)	(5)	(5)/(4)
1	ANDHRA PRADESH	6,673	5,783	5,153	89
2	ARUNACHAL PRADESH	534	462	0	0
3	ASSAM	8,157	7,069	4,982	70
4	BIHAR	18,749	16,249	2,905	18
5	CHHATISGARH	9,948	8,621	2,202	26
6	GUJARAT	1,100	953	852	89
7	HARYANA	1,007	872	609	70
8	HIMACHAL PRADESH	5,000	4,333	4,142	96
9	JAMMU AND KASHMIR	962	833	514	62
10	JHARKHAND	1,099	952	9	1
11	KARNATAKA	8,750	7,583	4,292	57
12	KERALA	744	644	0	0
13	MADHYA PRADESH	13,300	11,526	10,927	95
14	MAHARASHTRA	9,745	8,445	6,847	81
15	MANIPUR	330	286	52	18
16	MEGHALAYA	840	728	243	33
17	MIZORAM	124	107	0	0
18	NAGALAND	105	91	0	0
19	ORISSA	5,494	4,761	5,689	119
20	PUNJAB	2,007	1,739	1,222	70
21	RAJASTHAN	7,448	6,455	4,798	74
22	SIKKIM	175	151	0	0
23	TAMIL NADU	8,009	6,941	5,800	84
24	TRIPURA	825	715	205	29
25	UTTARAKHAND	1,539	1,333	875	66
26	UTTAR PRADESH	2,142	1,856	1,269	68
27	WEST BENGAL	6,630	5,746	2,150	37
<b>Grand Total</b>		<b>1,21,436</b>	<b>1,05,234</b>	<b>65,737</b>	<b>62</b>

**Very Good:(90% or above of targets)**

HIMACHAL PRADESH, MADHYA PRADESH, ORISSA

**Good:(Between 80% to 90% targets)**

ANDHRA PRADESH, GUJARAT, MAHARASHTRA, TAMIL NADU

**Poor:(Below 80% of targets)**

ARUNACHAL PRADESH, ASSAM, BIHAR, CHHATISGARH, HARYANA, JAMMU AND KASHMIR, JHARKHAND, KARNATAKA, KERALA, MANIPUR, MEGHALAYA, MIZORAM, NAGALAND, PUNJAB, RAJASTHAN, SIKKIM, TRIPURA, UTTARAKHAND, UTTAR PRADESH, WEST BENGAL

**Table - 10****Sanitation Programme in Rural Areas****(Unit: Number)**

Sl. No.	State/UT Name	Individual Household latrines constructed (Number) April,2010-February,2011
(1)	(2)	(3)
1	ANDHRA PRADESH	9,60,586
2	ARUNACHAL PRADESH	19,345
3	ASSAM	4,46,688
4	BIHAR	6,09,677
5	CHHATISGARH	2,07,527
6	DELHI	0
7	GOA	800
8	GUJARAT	4,47,944
9	HARYANA	1,21,008
10	HIMACHAL PRADESH	2,10,882
11	JAMMU AND KASHMIR	1,09,072
12	JHARKHAND	2,84,748
13	KARNATAKA	7,40,809
14	KERALA	14,897
15	MADHYA PRADESH	8,99,622
16	MAHARASHTRA	4,08,940
17	MANIPUR	45,588
18	MEGHALAYA	48,120
19	MIZORAM	1,611
20	NAGALAND	16,009
21	ORISSA	8,06,160
22	PUDUCHERRY	12
23	PUNJAB	45,722
24	RAJASTHAN	7,12,409
25	SIKKIM	0
26	TAMIL NADU	4,11,552
27	TRIPURA	22,148
28	UTTARAKHAND	1,18,811
29	UTTAR PRADESH	24,40,217
30	WEST BENGAL	4,48,388
31	ANDAMAN AND NICOBAR ISLANDS	0
32	CHANDIGARH	0
33	DADRA AND NAGAR HAVELI	0
34	DAMAN AND DIU	0
35	LAKSHADWEEP	0
<b>Grand Total</b>		<b>1,05,99,292</b>

**Table - 11**

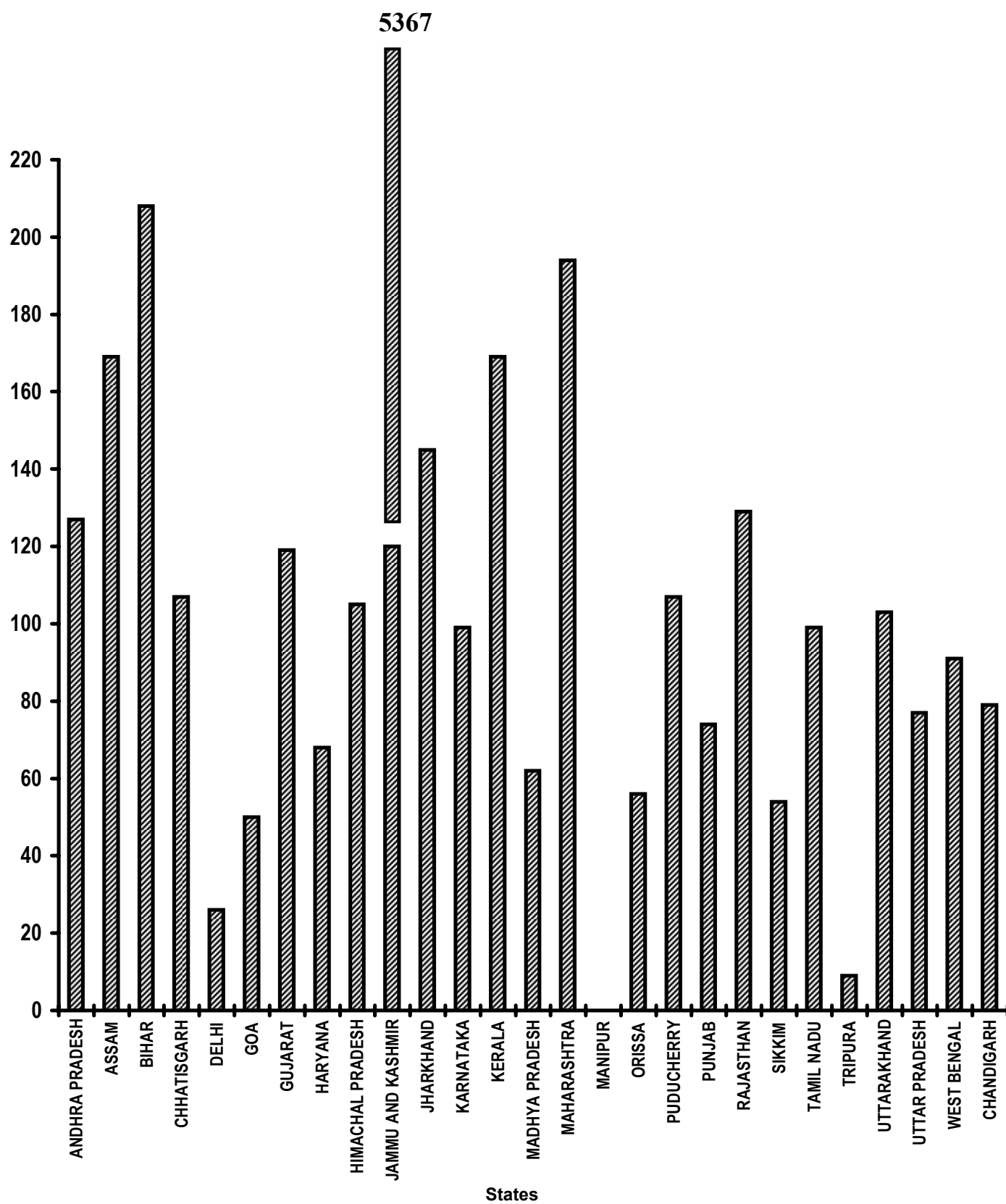
**Institutional Delivery**  
(Unit: Number)

		<b>Delivery in institutions (Number) April,2010- February,2011</b>
<b>Sl. No.</b>	<b>State/UT Name</b>	
<b>(1)</b>	<b>(2)</b>	<b>(3)</b>
1	ANDHRA PRADESH	12,70,784
2	ARUNACHAL PRADESH	9,504
3	ASSAM	2,04,937
4	BIHAR	10,74,996
5	CHHATISGARH	2,92,804
6	DELHI	2,40,635
7	GOA	17,201
8	GUJARAT	9,85,386
9	HARYANA	1,79,423
10	HIMACHAL PRADESH	59,243
11	JAMMU AND KASHMIR	1,27,663
12	JHARKHAND	3,07,222
13	KARNATAKA	6,64,717
14	KERALA	3,75,805
15	MADHYA PRADESH	11,86,886
16	MAHARASHTRA	11,93,273
17	MANIPUR	21,683
18	MEGHALAYA	27,929
19	MIZORAM	16,851
20	NAGALAND	0
21	ORISSA	5,08,819
22	PUDUCHERRY	39,993
23	PUNJAB	2,49,746
24	RAJASTHAN	11,00,200
25	SIKKIM	4,806
26	TAMIL NADU	9,85,265
27	TRIPURA	25,037
28	UTTARAKHAND	83,050
29	UTTAR PRADESH	24,27,106
30	WEST BENGAL	0
31	ANDAMAN AND NICOBAR ISLANDS	4,482
32	CHANDIGARH	16,975
33	DADRA AND NAGAR HAVELI	2,299
34	DAMAN AND DIU	2,554
35	LAKSHADWEEP	581
<b>Grand Total</b>		<b>1,37,07,855</b>

# SC Families Assisted

## % Achievement of Target

### During April, 2010-February, 2011



**Table - 12**

**SC Families Assisted**  
(Unit: Number)

Sl. No.	State/UT Name	Target*		Achievement	Percent
		2010-2011	April,2010-February,2011	April,2010-February,2011	April,2010-February,2011
(1)	(2)	(3)	(4)	(5)	(5)/(4)
1	ANDHRA PRADESH	4,50,000	4,12,500	5,25,927	127
2	ASSAM	44,000	40,326	68,329	169
3	BIHAR	2,55,000	2,33,750	4,85,132	208
4	CHHATISGARH	3,75,000	3,43,750	3,69,478	107
5	DELHI	5,000	4,576	1,180	26
6	GOA	550	495	248	50
7	GUJARAT	1,40,000	1,28,326	1,53,095	119
8	HARYANA	88,500	81,125	54,950	68
9	HIMACHAL PRADESH	58,000	53,166	56,011	105
10	JAMMU AND KASHMIR	1,100	1,001	53,723	5,367
11	JHARKHAND	5,50,000	5,04,163	7,32,840	145
12	KARNATAKA	5,00,000	4,58,326	4,51,892	99
13	KERALA	33,000	30,250	51,251	169
14	MADHYA PRADESH	2,43,000	2,22,750	1,38,025	62
15	MAHARASHTRA	1,54,000	1,41,163	2,73,896	194
16	MANIPUR	550	495	0	0
17	ORISSA	72,600	66,550	37,248	56
18	PUDUCHERRY	5,000	4,576	4,884	107
19	PUNJAB	88,000	80,663	59,942	74
20	RAJASTHAN	4,12,000	3,77,663	4,87,828	129
21	SIKKIM	2,200	2,013	1,085	54
22	TAMIL NADU	9,00,000	8,25,000	8,20,010	99
23	TRIPURA	22,000	20,163	1,717	9
24	UTTARAKHAND	7,000	6,413	6,623	103
25	UTTAR PRADESH	2,57,000	2,35,576	1,82,486	77
26	WEST BENGAL	1,10,000	1,00,826	92,192	91
27	CHANDIGARH	700	638	504	79
<b>Grand Total</b>		<b>47,74,200</b>	<b>43,76,243</b>	<b>51,10,496</b>	<b>117</b>

**Very Good:(90% or above of targets)**

ANDHRA PRADESH, ASSAM, BIHAR, CHHATISGARH, GUJARAT, HIMACHAL PRADESH, JAMMU AND KASHMIR, JHARKHAND, KARNATAKA, KERALA, MAHARASHTRA, PUDUCHERRY, RAJASTHAN, TAMIL NADU, UTTARAKHAND, WEST BENGAL

**Poor:(Below 80% of targets)**

DELHI, GOA, HARYANA, MADHYA PRADESH, MANIPUR, ORISSA, PUNJAB, SIKKIM, TRIPURA, UTTAR PRADESH, CHANDIGARH

*\*Targets for 2010-11 have not been received from the M/o Social Justice & Empowerment for the last three years i.e. for 2008-09 - 2010-11 so the target for the year 2007-08 has been repeated.*

# Universalization of ICDS Scheme

## ICDS Blocks Operational (Cumulative)

% Achievement of Target  
During April, 2010-February, 2011

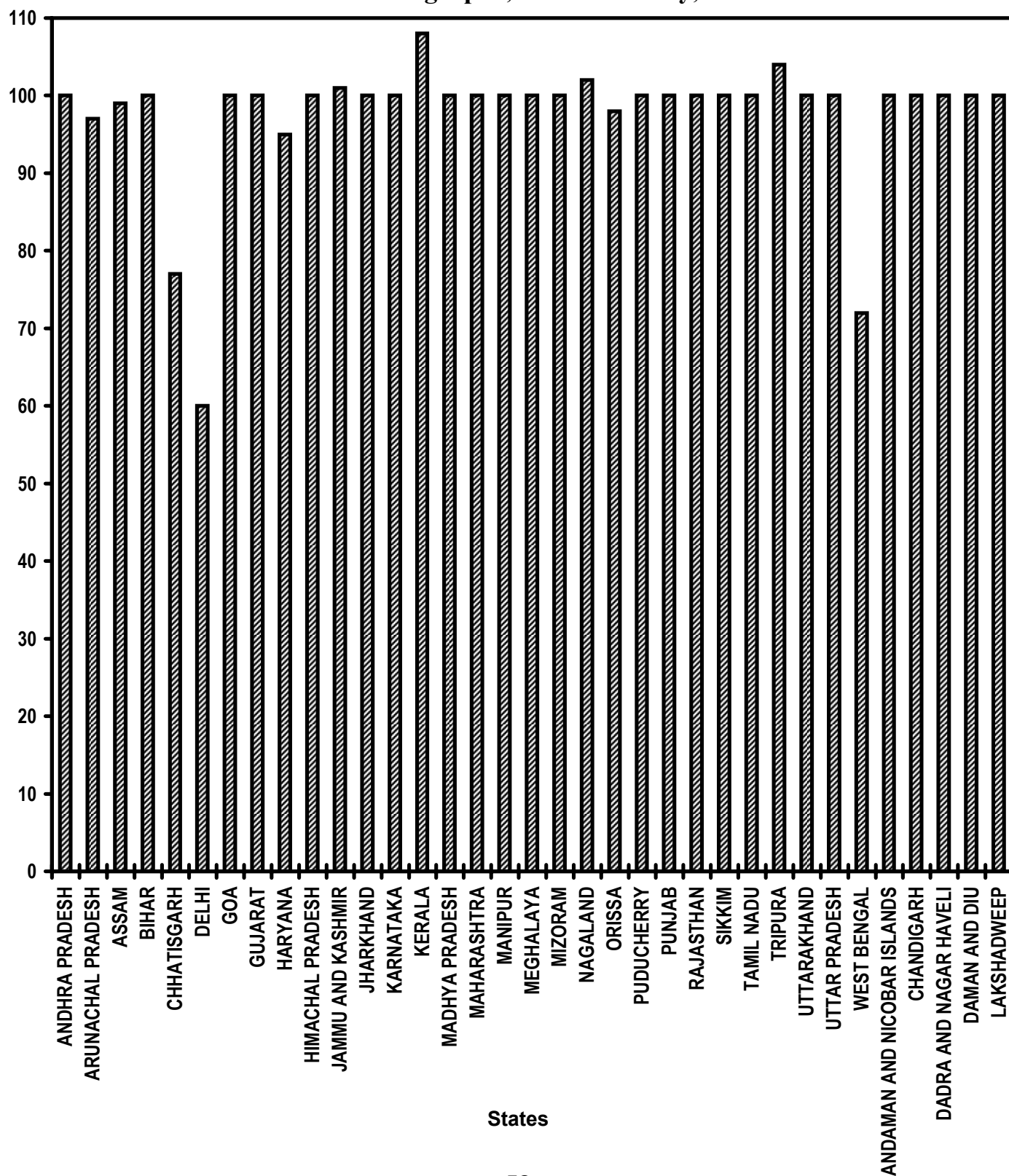




Table - 13

**Universalization of ICDS Scheme**  
**ICDS Blocks Operational (Cumulative)**  
 (Unit: Number)

Sl. No.	State/UT Name	Target		Achievement	Percent
		2010-2011	April,2010-February,2011	April,2010-February,2011	Achievement April,2010-February,2011
(1)	(2)	(3)	(4)	(5)	(5)/(4)
1	ANDHRA PRADESH	387	387	387	100
2	ARUNACHAL PRADESH	98	96	93	97
3	ASSAM	231	230	228	99
4	BIHAR	545	545	544	100
5	CHHATISGARH	220	211	163	77
6	DELHI	95	91	55	60
7	GOA	11	11	11	100
8	GUJARAT	336	336	336	100
9	HARYANA	148	148	140	95
10	HIMACHAL PRADESH	78	78	78	100
11	JAMMU AND KASHMIR	140	140	141	101
12	JHARKHAND	204	204	204	100
13	KARNATAKA	185	185	185	100
14	KERALA	258	239	258	108
15	MADHYA PRADESH	453	453	453	100
16	MAHARASHTRA	553	553	553	100
17	MANIPUR	42	42	42	100
18	MEGHALAYA	41	41	41	100
19	MIZORAM	27	27	27	100
20	NAGALAND	59	58	59	102
21	ORISSA	338	334	326	98
22	PUDUCHERRY	5	5	5	100
23	PUNJAB	154	154	154	100
24	RAJASTHAN	304	304	304	100
25	SIKKIM	13	13	13	100
26	TAMIL NADU	434	434	434	100
27	TRIPURA	54	54	56	104
28	UTTARAKHAND	105	105	105	100
29	UTTAR PRADESH	897	897	896	100
30	WEST BENGAL	576	576	414	72
31	ANDAMAN AND NICOBAR ISLANDS	5	5	5	100
32	CHANDIGARH	3	3	3	100
33	DADRA AND NAGAR HAVELI	2	2	2	100
34	DAMAN AND DIU	2	2	2	100
35	LAKSHADWEEP	9	9	9	100
<b>Grand Total</b>		<b>7,012</b>	<b>6,972</b>	<b>6,726</b>	<b>96</b>

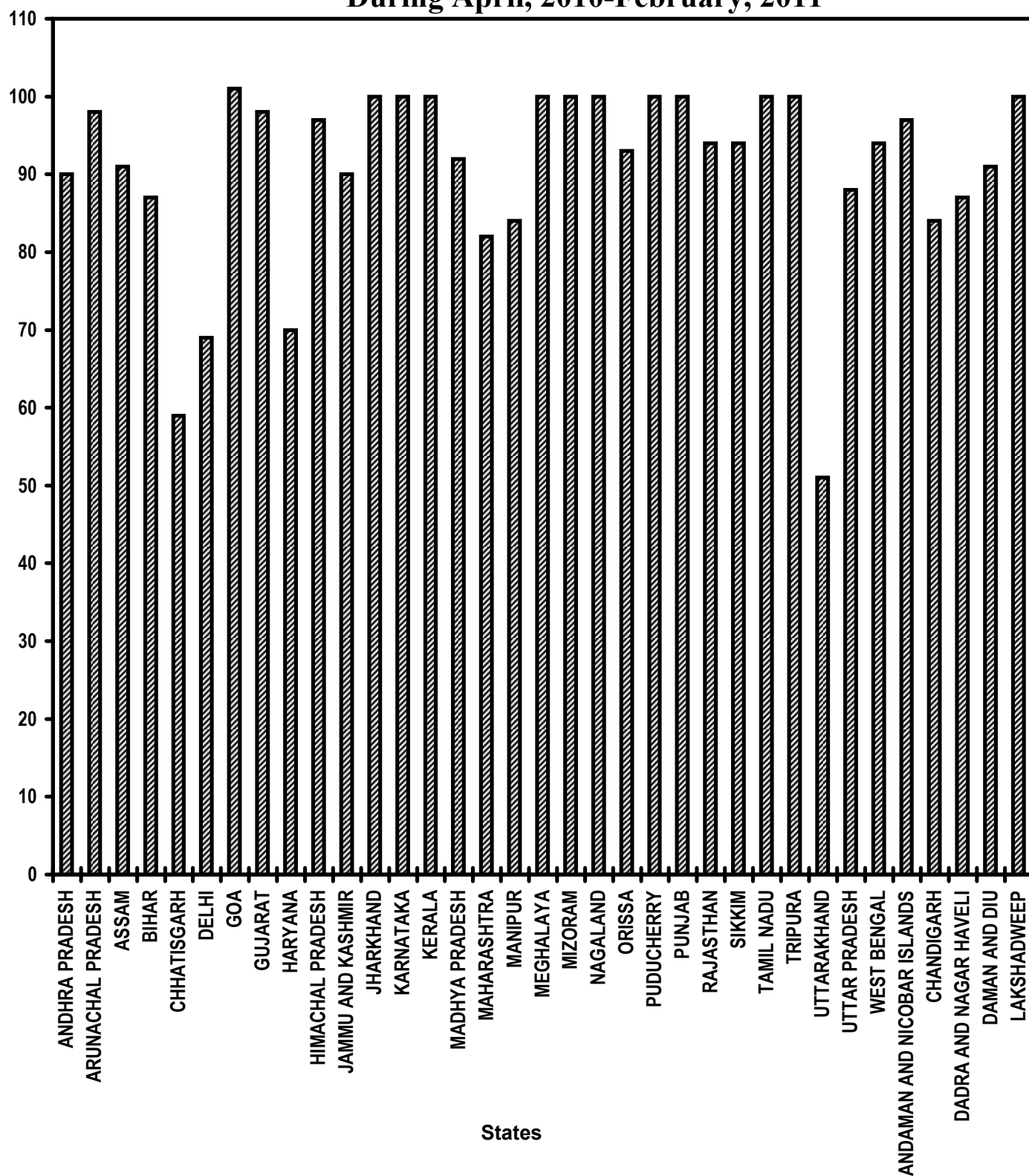
**Very Good:(90% or above of targets)**

ANDHRA PRADESH, ARUNACHAL PRADESH, ASSAM, BIHAR, GOA, GUJARAT, HARYANA, HIMACHAL PRADESH, JAMMU AND KASHMIR, JHARKHAND, KARNATAKA, KERALA, MADHYA PRADESH, MAHARASHTRA, MANIPUR, MEGHALAYA, MIZORAM, NAGALAND, ORISSA, PUDUCHERRY, PUNJAB, RAJASTHAN, SIKKIM, TAMIL NADU, TRIPURA, UTTARAKHAND, UTTAR PRADESH, ANDAMAN AND NICOBAR ISLANDS, CHANDIGARH, DADRA AND NAGAR HAVELI, DAMAN AND DIU, LAKSHADWEEP

**Poor:(Below 80% of targets)**

CHHATISGARH, DELHI, WEST BENGAL

# Functional Anganwadis (Cumulative) % Achievement of Target During April, 2010-February, 2011



**Table - 14**

**Functional Anganwadis  
Anganwadis Functional (Cumulative)  
(Unit: Number)**

Sl. No.	State/UT Name	Target		Achievement April,2010-February,2011	Percent Achievement April,2010-February,2011
		2010-2011	April,2010-February,2011		
(1)	(2)	(3)	(4)	(5)	(5)/(4)
1	ANDHRA PRADESH	91,307	91,307	82,565	90
2	ARUNACHAL PRADESH	6,225	6,159	6,028	98
3	ASSAM	62,153	61,333	55,642	91
4	BIHAR	91,968	91,968	80,211	87
5	CHHATISGARH	64,390	64,390	37,681	59
6	DELHI	11,150	9,635	6,606	69
7	GOA	1,262	1,245	1,258	101
8	GUJARAT	50,226	49,689	48,617	98
9	HARYANA	25,699	25,699	18,059	70
10	HIMACHAL PRADESH	18,925	18,925	18,447	97
11	JAMMU AND KASHMIR	28,577	28,577	25,749	90
12	JHARKHAND	38,186	38,186	38,296	100
13	KARNATAKA	63,377	63,377	63,357	100
14	KERALA	33,115	33,115	32,952	100
15	MADHYA PRADESH	90,999	90,999	83,944	92
16	MAHARASHTRA	1,10,486	1,10,486	90,601	82
17	MANIPUR	11,510	11,510	9,714	84
18	MEGHALAYA	5,115	5,115	5,110	100
19	MIZORAM	1,980	1,980	1,980	100
20	NAGALAND	3,455	3,455	3,455	100
21	ORISSA	72,873	72,293	67,228	93
22	PUDUCHERRY	788	788	788	100
23	PUNJAB	26,656	26,656	26,656	100
24	RAJASTHAN	61,119	61,119	57,526	94
25	SIKKIM	1,233	1,233	1,164	94
26	TAMIL NADU	54,439	54,439	54,439	100
27	TRIPURA	9,878	9,878	9,905	100
28	UTTARAKHAND	23,159	23,159	11,915	51
29	UTTAR PRADESH	1,87,517	1,87,517	1,64,313	88
30	WEST BENGAL	1,17,170	1,17,170	1,10,691	94
31	ANDAMAN AND NICOBAR ISLANDS	720	720	697	97
32	CHANDIGARH	500	500	420	84
33	DADRA AND NAGAR HAVELI	253	253	219	87
34	DAMAN AND DIU	107	107	97	91
35	LAKSHADWEEP	107	107	107	100
<b>Grand Total</b>		<b>13,66,624</b>	<b>13,63,089</b>	<b>12,16,437</b>	<b>89</b>

**Very Good:(90% or above of targets)**

ANDHRA PRADESH, ARUNACHAL PRADESH, ASSAM, GOA, GUJARAT, HIMACHAL PRADESH, JAMMU AND KASHMIR, JHARKHAND, KARNATAKA, KERALA, MADHYA PRADESH, MEGHALAYA, MIZORAM, NAGALAND, ORISSA, PUDUCHERRY, PUNJAB, RAJASTHAN, SIKKIM, TAMIL NADU, TRIPURA, WEST BENGAL, ANDAMAN AND NICOBAR ISLANDS, DAMAN AND DIU, LAKSHADWEEP

**Good:(Between 80% to 90% targets)**

BIHAR, MAHARASHTRA, MANIPUR, UTTAR PRADESH, CHANDIGARH, DADRA AND NAGAR HAVELI

**Poor:(Below 80% of targets)**

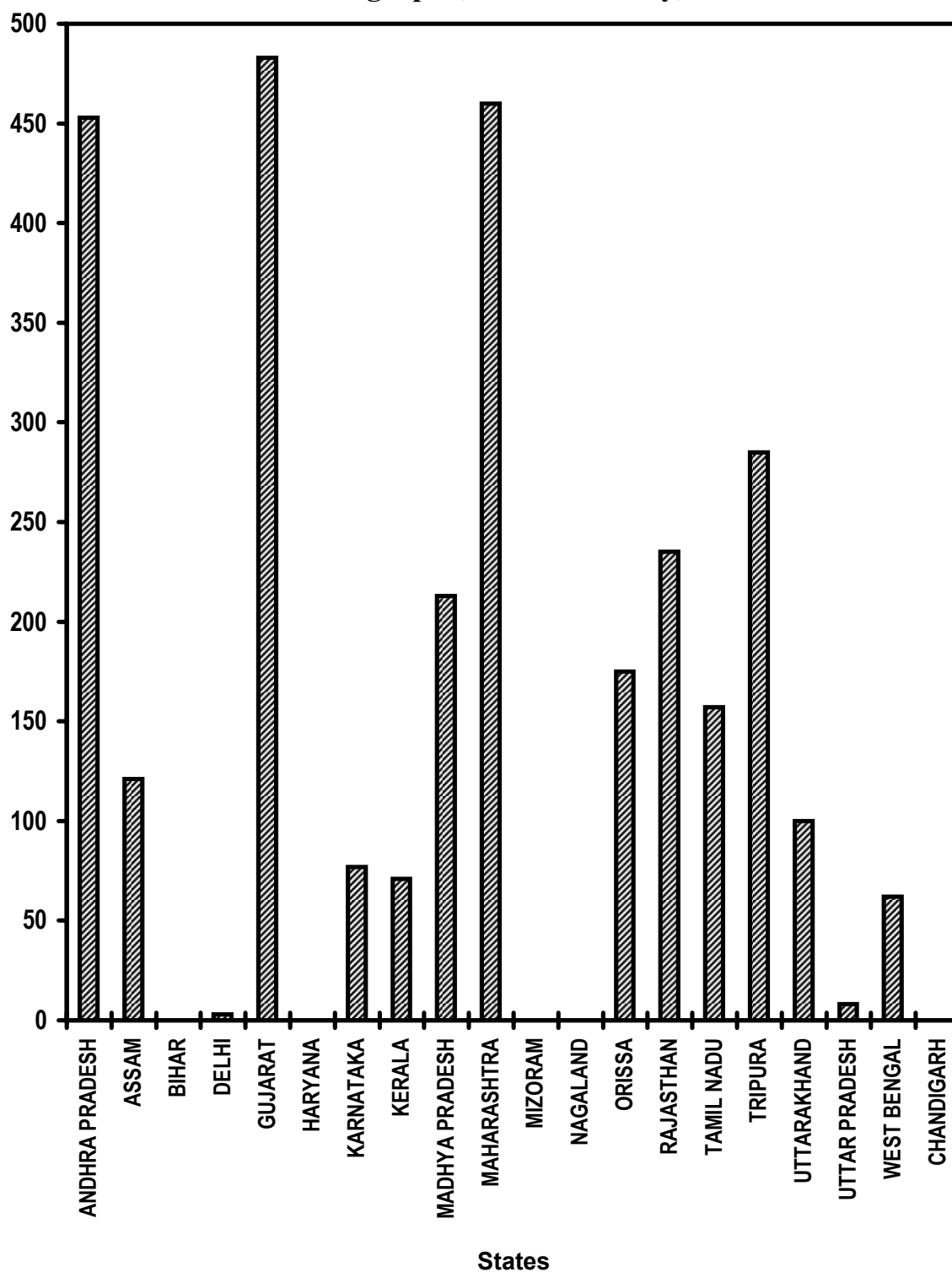
CHHATISGARH, DELHI, HARYANA, UTTARAKHAND

# No. of Urban poor families assisted under Seven Point Charter

## Poor Families Assisted

% Achievement of Target

During April, 2010-February, 2011



**Table - 15**

**No. of Urban poor families assisted under Seven Point Charter  
Poor Families Assisted  
(Unit: Number)**

Sl. No.	State/UT Name	Target*		Achievement April,2010- February,2011	Percent Achievement April,2010- February,2011
		2010-2011	April,2010- February,2011		
(1)	(2)	(3)	(4)	(5)	(5)/(4)
1	ANDHRA PRADESH	31,000	28,416	1,28,667	453
2	ASSAM	750	688	835	121
3	BIHAR	3,000	2,750	0	0
4	DELHI	3,750	3,438	97	3
5	GUJARAT	34,250	31,395	1,51,647	483
6	HARYANA	2,975	2,728	0	0
7	KARNATAKA	12,250	11,229	8,690	77
8	KERALA	11,000	10,083	7,131	71
9	MADHYA PRADESH	4,000	3,666	7,812	213
10	MAHARASHTRA	10,000	9,166	42,135	460
11	MIZORAM	400	366	0	0
12	NAGALAND	2,000	1,833	0	0
13	ORISSA	2,050	1,880	3,292	175
14	RAJASTHAN	3,250	2,979	6,987	235
15	TAMIL NADU	28,000	25,666	40,296	157
16	TRIPURA	750	687	1,960	285
17	UTTARAKHAND	275	252	252	100
18	UTTAR PRADESH	4,175	3,827	288	8
19	WEST BENGAL	43,000	39,416	24,605	62
20	CHANDIGARH	3,125	2,864	0	0
<b>Grand Total</b>		<b>2,00,000</b>	<b>1,83,329</b>	<b>4,24,694</b>	<b>232</b>

**Very Good:(90% or above of targets)**

ANDHRA PRADESH, ASSAM, GUJARAT, MADHYA PRADESH, MAHARASHTRA, ORISSA, RAJASTHAN, TAMIL NADU, TRIPURA, UTTARAKHAND

**Poor:(Below 80% of targets)**

BIHAR, DELHI, HARYANA, KARNATAKA, KERALA, MIZORAM, NAGALAND, UTTAR PRADESH, WEST BENGAL, CHANDIGARH

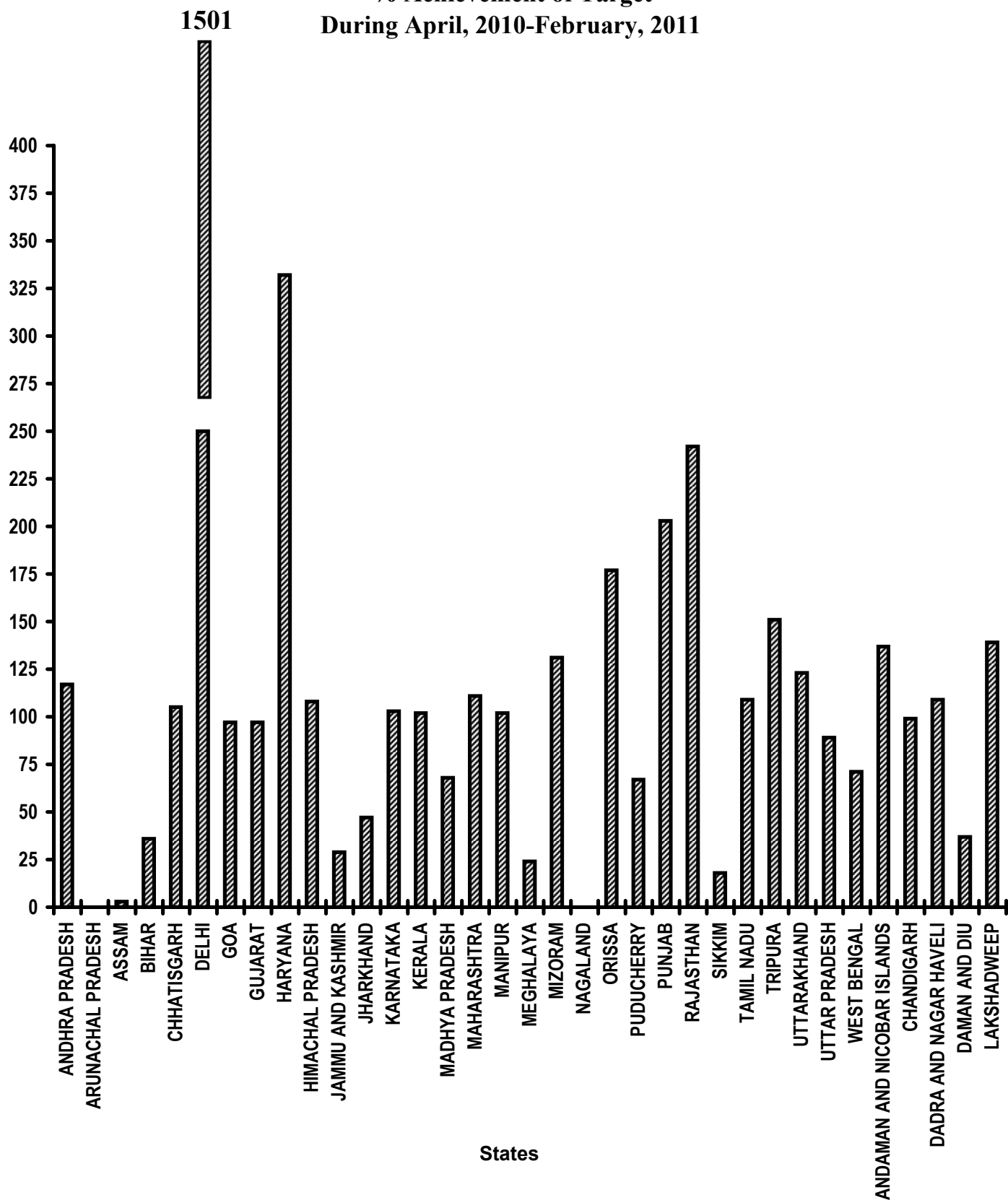
\*Targets for 2010-11 has been received in the month of Feb. 2011 and communicated to States/UT's

# Afforestation (Public and Forest Lands)

## Area Covered under Plantation

% Achievement of Target

During April, 2010-February, 2011



**Table - 16(A)**

**Afforestation ( Public and Forest Lands)  
Area Covered under Plantation  
(Unit: Hectares)**

Sl. No.	State/UT Name	Target		Achievement April,2010- February,2011	Percent Achievement April,2010- February,2011
		2010-2011	April,2010- February,2011		
(1)	(2)	(3)	(4)	(5)	(5)/(4)
1	ANDHRA PRADESH	3,40,000	3,11,666	3,63,640	117
2	ARUNACHAL PRADESH	10,000	9,166	2	0
3	ASSAM	12,000	11,000	300	3
4	BIHAR	27,000	24,750	9,004	36
5	CHHATISGARH	60,500	55,458	58,458	105
6	DELHI	100	91	1,366	1,501
7	GOA	550	504	488	97
8	GUJARAT	1,25,000	1,14,581	1,11,254	97
9	HARYANA	25,000	22,916	76,029	332
10	HIMACHAL PRADESH	24,000	22,000	23,689	108
11	JAMMU AND KASHMIR	28,000	25,666	7,315	29
12	JHARKHAND	50,000	45,832	21,657	47
13	KARNATAKA	1,00,000	91,666	94,308	103
14	KERALA	9,000	8,250	8,430	102
15	MADHYA PRADESH	2,70,000	2,47,500	1,68,678	68
16	MAHARASHTRA	1,75,000	1,60,416	1,78,498	111
17	MANIPUR	10,000	9,166	9,322	102
18	MEGHALAYA	3,000	2,750	654	24
19	MIZORAM	6,000	5,500	7,197	131
20	NAGALAND	6,000	5,500	0	0
21	ORISSA	1,50,000	1,37,500	2,42,868	177
22	PUDUCHERRY	50	45	30	67
23	PUNJAB	7,000	6,416	13,054	203
24	RAJASTHAN	44,000	40,333	97,706	242
25	SIKKIM	5,000	4,582	811	18
26	TAMIL NADU	93,000	85,250	92,687	109
27	TRIPURA	12,000	11,000	16,650	151
28	UTTARAKHAND	16,000	14,666	18,101	123
29	UTTAR PRADESH	1,00,000	91,666	81,438	89
30	WEST BENGAL	22,000	20,166	14,286	71
31	ANDAMAN AND NICOBAR ISLANDS	1,100	1,008	1,378	137
32	CHANDIGARH	300	275	272	99
33	DADRA AND NAGAR HAVELI	200	183	200	109
34	DAMAN AND DIU	30	27	10	37
35	LAKSHADWEEP	20	18	25	139
<b>Grand Total</b>		<b>17,31,850</b>	<b>15,87,513</b>	<b>17,19,805</b>	<b>108</b>

**Very Good:(90% or above of targets)**

ANDHRA PRADESH, CHHATISGARH, DELHI, GOA, GUJARAT, HARYANA, HIMACHAL PRADESH, KARNATAKA, KERALA, MAHARASHTRA, MANIPUR, MIZORAM, ORISSA, PUNJAB, RAJASTHAN, TAMIL NADU, TRIPURA, UTTARAKHAND, ANDAMAN AND NICOBAR ISLANDS, CHANDIGARH, DADRA AND NAGAR HAVELI, LAKSHADWEEP

**Good:(Between 80% to 90% targets)**

UTTAR PRADESH

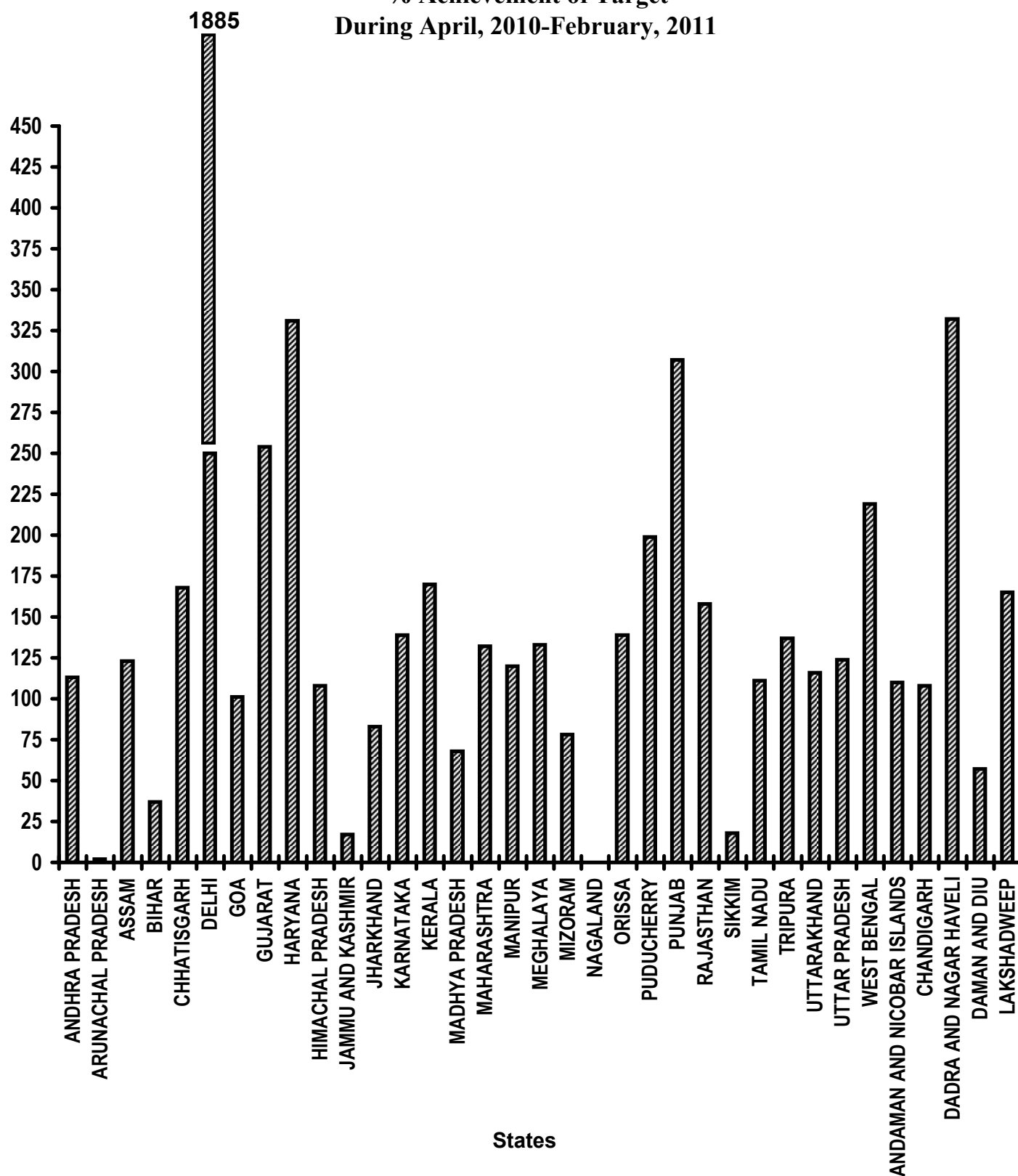
**Poor:(Below 80% of targets)**

ARUNACHAL PRADESH, ASSAM, BIHAR, JAMMU AND KASHMIR, JHARKHAND, MADHYA PRADESH, MEGHALAYA, NAGALAND, PUDUCHERRY, SIKKIM, WEST BENGAL, DAMAN AND DIU

# Afforestation (Public and Forest Lands)

## Seedlings planted

% Achievement of Target  
During April, 2010-February, 2011





**Table - 16(B)**

**Afforestation ( Public and Forest Lands)  
Seedlings planted  
(Unit: Number)**

Sl. No.	State/UT Name	Target		Achievement April,2010- February,2011	Percent Achievement April,2010- February,2011
		2010-2011	April,2010- February,2011		
(1)	(2)	(3)	(4)	(5)	(5)/(4)
1	ANDHRA PRADESH	22,10,00,000	20,25,83,337	22,87,00,000	113
2	ARUNACHAL PRADESH	65,00,000	59,58,337	1,16,095	2
3	ASSAM	78,00,000	71,50,000	87,90,000	123
4	BIHAR	1,75,49,000	1,60,87,500	59,00,000	37
5	CHHATISGARH	3,85,00,000	3,52,91,666	5,94,00,000	168
6	DELHI	65,000	59,587	11,23,133	1,885
7	GOA	7,50,000	6,87,500	6,97,000	101
8	GUJARAT	8,12,50,000	7,44,79,163	18,90,09,000	254
9	HARYANA	1,62,50,000	1,48,95,837	4,93,00,000	331
10	HIMACHAL PRADESH	1,56,00,000	1,43,00,000	1,53,98,000	108
11	JAMMU AND KASHMIR	1,82,00,000	1,66,83,337	28,81,000	17
12	JHARKHAND	3,25,00,000	2,97,91,663	2,46,26,860	83
13	KARNATAKA	6,50,00,000	5,95,83,337	8,26,71,000	139
14	KERALA	58,50,000	53,62,500	91,32,743	170
15	MADHYA PRADESH	17,55,00,000	16,08,75,000	10,96,41,000	68
16	MAHARASHTRA	11,37,50,000	10,42,70,837	13,81,57,000	132
17	MANIPUR	65,00,000	59,58,333	71,66,800	120
18	MEGHALAYA	19,50,000	17,87,500	23,78,167	133
19	MIZORAM	39,00,000	35,75,000	27,90,065	78
20	NAGALAND	39,00,000	35,75,000	0	0
21	ORISSA	9,75,00,000	8,93,75,000	12,44,43,700	139
22	PUDUCHERRY	33,000	30,250	60,346	199
23	PUNJAB	45,50,000	41,70,837	1,28,03,000	307
24	RAJASTHAN	1,76,00,000	1,61,33,333	2,54,49,000	158
25	SIKKIM	32,50,000	29,79,163	5,50,000	18
26	TAMIL NADU	2,84,00,000	2,60,33,333	2,89,23,157	111
27	TRIPURA	78,00,000	71,50,000	98,00,000	137
28	UTTARAKHAND	1,40,00,000	1,28,33,333	1,49,36,000	116
29	UTTAR PRADESH	6,50,00,000	5,95,83,333	7,39,37,044	124
30	WEST BENGAL	1,43,00,000	1,31,08,333	2,87,27,000	219
31	ANDAMAN AND NICOBAR ISLANDS	7,15,000	6,55,416	7,20,354	110
32	CHANDIGARH	1,95,000	1,78,750	1,93,539	108
33	DADRA AND NAGAR HAVELI	1,30,000	1,19,166	3,96,000	332
34	DAMAN AND DIU	20,000	18,337	10,407	57
35	LAKSHADWEEP	13,000	11,916	19,666	165
<b>Grand Total</b>		<b>1,08,58,20,000</b>	<b>99,53,35,934</b>	<b>1,25,88,47,076</b>	<b>126</b>

**Very Good:(90% or above of targets)**

ANDHRA PRADESH, ASSAM, CHHATISGARH, DELHI, GOA, GUJARAT, HARYANA, HIMACHAL PRADESH, KARNATAKA, KERALA, MAHARASHTRA, MANIPUR, MEGHALAYA, ORISSA, PUDUCHERRY, PUNJAB, RAJASTHAN, TAMIL NADU, TRIPURA, UTTARAKHAND, UTTAR PRADESH, WEST BENGAL, ANDAMAN AND NICOBAR ISLANDS, CHANDIGARH, DADRA AND NAGAR HAVELI, LAKSHADWEEP

**Good:(Between 80% to 90% targets)**

JHARKHAND

**Poor:(Below 80% of targets)**

ARUNACHAL PRADESH, BIHAR, JAMMU AND KASHMIR, MADHYA PRADESH, MIZORAM, NAGALAND, SIKKIM, DAMAN AND DIU

# Rural Roads - PMGSY

## Length of Road Constructed

% Achievement of Target

During April, 2010-February, 2011

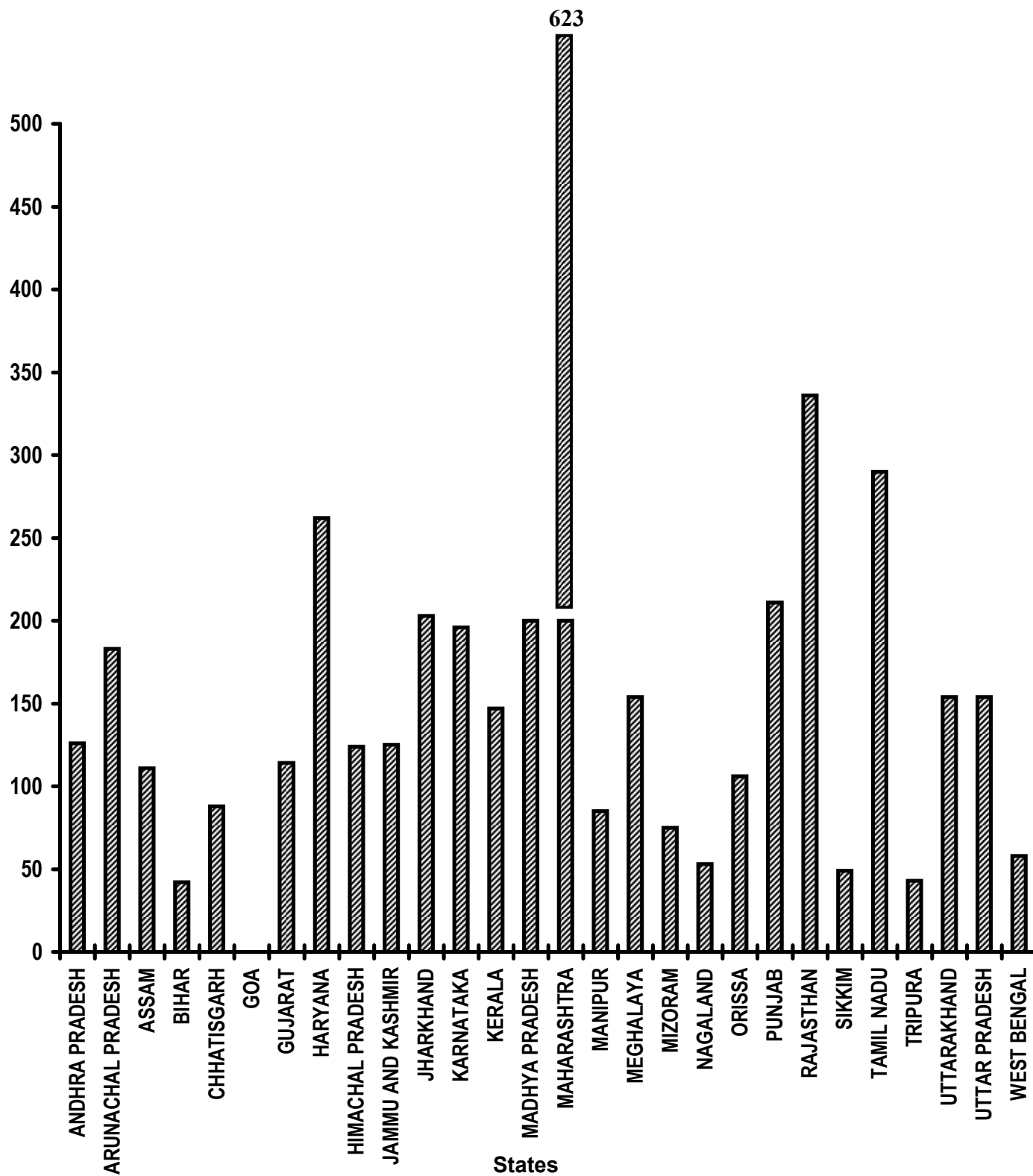


Table - 17

**Rural Roads - PMGSY**  
**Length of Road Constructed**  
 (Unit: Kilometer)

Sl. No.	State/UT Name	Target		Achievement April,2010-February,2011	Percent Achievement April,2010-February,2011
		2010-2011	April,2010-February,2011		
(1)	(2)	(3)	(4)	(5)	(5)/(4)
1	ANDHRA PRADESH	1,975	1,612	2,032	126
2	ARUNACHAL PRADESH	178	145	265	183
3	ASSAM	1,877	1,533	1,703	111
4	BIHAR	5,344	4,364	1,851	42
5	CHHATISGARH	1,820	1,487	1,311	88
6	GOA	-	-	0	-
7	GUJARAT	597	488	555	114
8	HARYANA	150	123	322	262
9	HIMACHAL PRADESH	594	485	602	124
10	JAMMU AND KASHMIR	366	298	372	125
11	JHARKHAND	1,482	1,210	2,461	203
12	KARNATAKA	1,000	817	1,600	196
13	KERALA	157	129	189	147
14	MADHYA PRADESH	4,622	3,775	7,532	200
15	MAHARASHTRA	592	483	3,009	623
16	MANIPUR	517□	423□	359□	85
17	MEGHALAYA	64□	52□	80*	154
18	MIZORAM	212	173	129	75
19	NAGALAND	171□	140□	74*	53
20	ORISSA	4,327	3,534	3,736	106
21	PUNJAB#	365	298	628	211
22	RAJASTHAN	1,005	820	2,759	336
23	SIKKIM	147	120	59	49
24	TAMIL NADU	1,020	833	2,413	290
25	TRIPURA	609	497	215	43
26	UTTARAKHAND	320	261	403	154
27	UTTAR PRADESH	2,707	2,211	3,402	154
28	WEST BENGAL	2,237	1,826	1,054	58
<b>Grand Total</b>		<b>34,455</b>	<b>28,137</b>	<b>39,115</b>	<b>139</b>

**Very Good:(90% or above of targets)**

ANDHRA PRADESH, ARUNACHAL PRADESH, ASSAM, GUJARAT, HARYANA, HIMACHAL PRADESH, JAMMU AND KASHMIR, JHARKHAND, KARNATAKA, KERALA, MADHYA PRADESH, MAHARASHTRA, MEGHALAYA, ORISSA, PUNJAB, RAJASTHAN, TAMIL NADU, UTTARAKHAND, UTTAR PRADESH

**Good:(Between 80% to 90% targets)**

CHHATISGARH, MANIPUR

**Poor:(Below 80% of targets)**

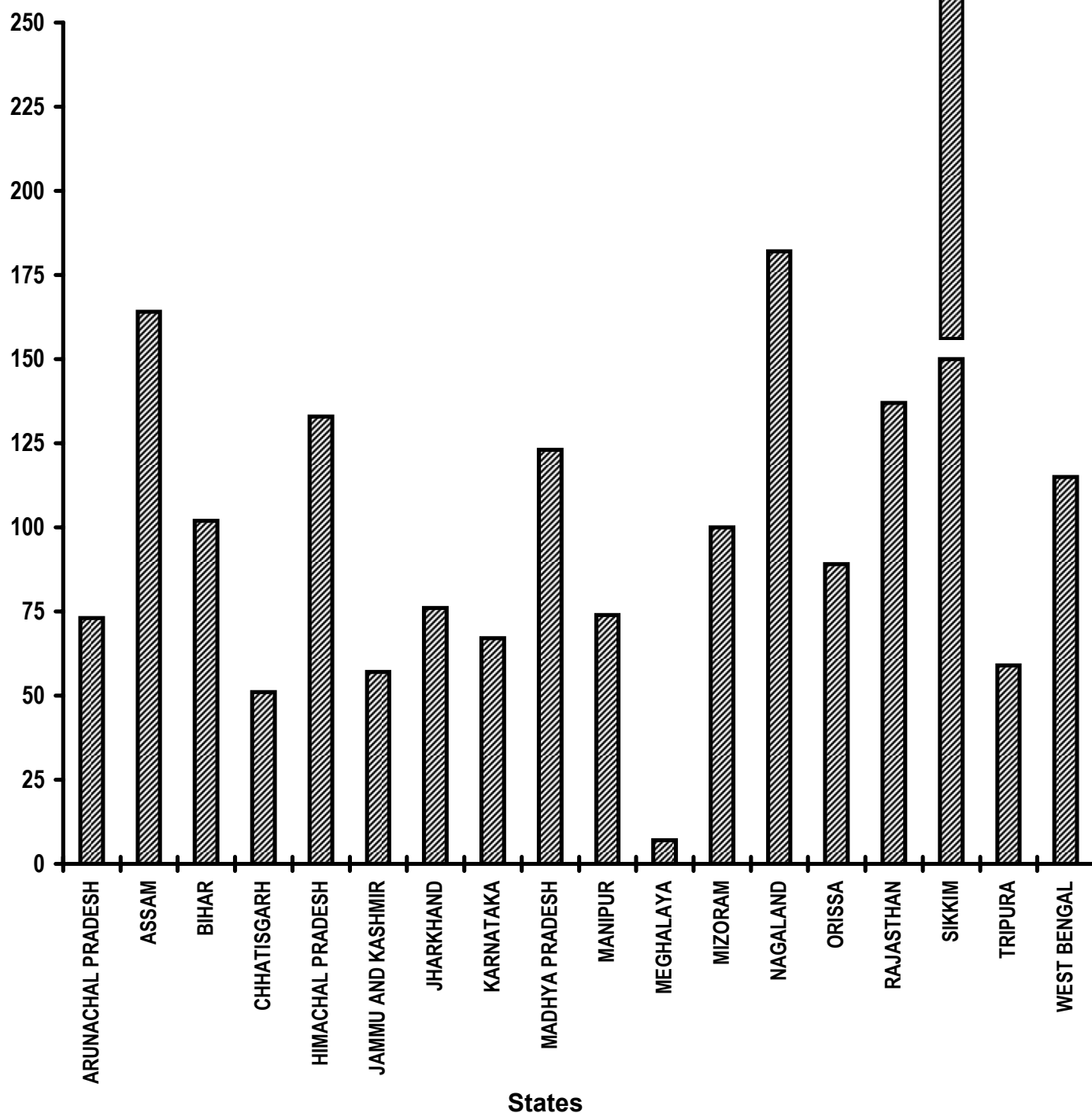
BIHAR, MIZORAM, NAGALAND, SIKKIM, TRIPURA, WEST BENGAL

\*Figures furnished by M/o Rural Development

Note: #Targets of Punjab for 2010-11 have not been received from Ministry of RD s previousxyear's target are repeated provisionally

# Rajiv Gandhi Grameen Vidyutikaran Yojana

**Villages electrified**  
**% Achievement of Target**  
**During April, 2010-February, 2011**



**Table - 18**

**Rajiv Gandhi Grameen Vidyutikaran Yojana**  
**Villages electrified**  
 (Unit: Number)

Sl. No.	State/UT Name	Target		Achievement April,2010-February,2011	Percent Achievement April,2010-February,2011
		2010-2011	April,2010-February,2011		
(1)	(2)	(3)	(4)	(5)	(5)/(4)
1	ARUNACHAL PRADESH	600□	550□	403*	73
2	ASSAM	2,380□	2,181□	3582*	164
3	BIHAR	1,723□	1,579□	1608*	102
4	CHHATISGARH	41	37	19	51
5	HIMACHAL PRADESH	20	18	24	133
6	JAMMU AND KASHMIR	75□	68□	39*	57
7	JHARKHAND	4,650□	4,262□	3259*	76
8	KARNATAKA	10□	9□	6□	67
9	MADHYA PRADESH	150□	137□	169*	123
10	MANIPUR	150□	137□	102*	74
11	MEGHALAYA	200□	183□	13*	7
12	MIZORAM	40	36	36	100
13	NAGALAND	25	22	40	182
14	ORISSA	6,773	6,208	5,553	89
15	RAJASTHAN	550	504	692	137
16	SIKKIM	5	4	18	450
17	TRIPURA	48	44	26	59
18	WEST BENGAL	60□	55□	63*	115
<b>Grand Total</b>		17,500	16,034	15,652	98

**Very Good:(90% or above of targets)**

ASSAM, BIHAR, HIMACHAL PRADESH, MADHYA PRADESH, MIZORAM, NAGALAND, RAJASTHAN, SIKKIM, WEST BENGAL

**Good:(Between 80% to 90% targets)**

ORISSA

**Poor:(Below 80% of targets)**

ARUNACHAL PRADESH, CHHATISGARH, JAMMU AND KASHMIR, JHARKHAND, KARNATAKA, MANIPUR, MEGHALAYA, TRIPURA

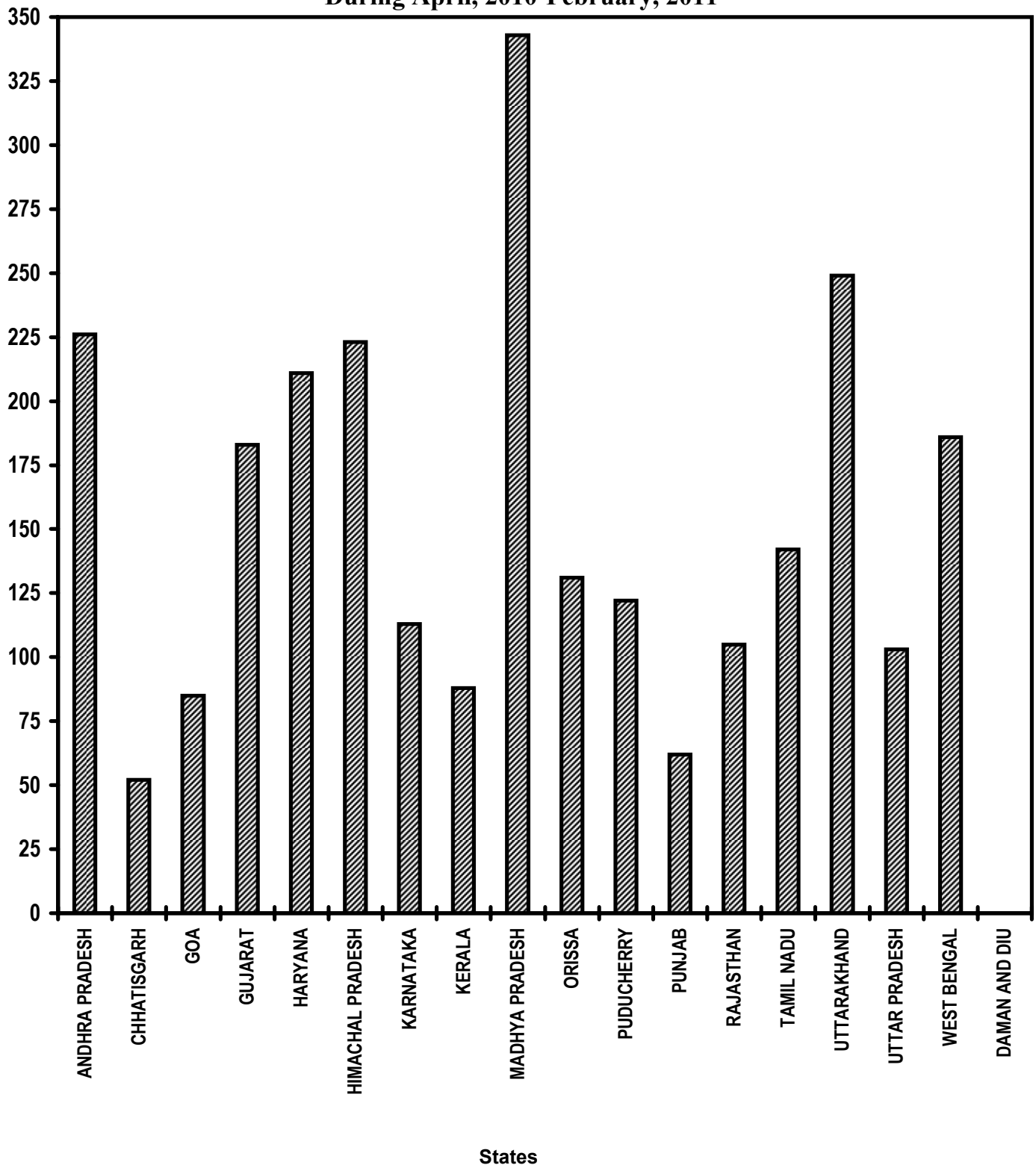
*\*Figures taken from website(Ministry of Power)*

# Energising Pump sets

## Pumps sets energized

% Achievement of Target

During April, 2010-February, 2011



**Table - 19**

**Energising pump sets  
Pumps sets energized  
(Unit: Number)**

Sl. No.	State/UT Name	Target		Achievement April,2010- February,2011	Percent Achievement April,2010- February,2011
		2010-2011	April,2010- February,2011		
(1)	(2)	(3)	(4)	(5)	(5)/(4)
1	ANDHRA PRADESH	50,000	45,833	1,03,403	226
2	CHHATISGARH	30,000	27,500	14,163	52
3	GOA	200	183	156	85
4	GUJARAT	20,000	18,333	33,523	183
5	HARYANA	15,000	13,750	29,018	211
6	HIMACHAL PRADESH	760	696	1,550	223
7	KARNATAKA	25,400	23,283	26,380	113
8	KERALA	12,000	11,000	9,648	88
9	MADHYA PRADESH	8,800	8,066	27,672	343
10	ORISSA*	1,600	1,466	1,922	131
11	PUDUCHERRY	35	32	39	122
12	PUNJAB	60,000	55,000	33,909	62
13	RAJASTHAN	65,000	59,583	62,275	105
14	TAMIL NADU	17,300	15,858	22,542	142
15	UTTARAKHAND	350	320	798	249
16	UTTAR PRADESH	22,058	20,219	20,920	103
17	WEST BENGAL	422	386	719	186
18	DAMAN AND DIU	25	22	0	0
<b>Grand Total</b>		3,28,950	3,01,530	3,88,637	129

**Very Good:(90% or above of targets)**

ANDHRA PRADESH, GUJARAT, HARYANA, HIMACHAL PRADESH, KARNATAKA, MADHYA PRADESH, ORISSA, PUDUCHERRY, RAJASTHAN, TAMIL NADU, UTTARAKHAND, UTTAR PRADESH, WEST BENGAL

**Good:(Between 80% to 90% targets)**

GOA, KERALA

**Poor:(Below 80% of targets)**

CHHATISGARH, PUNJAB, DAMAN AND DIU

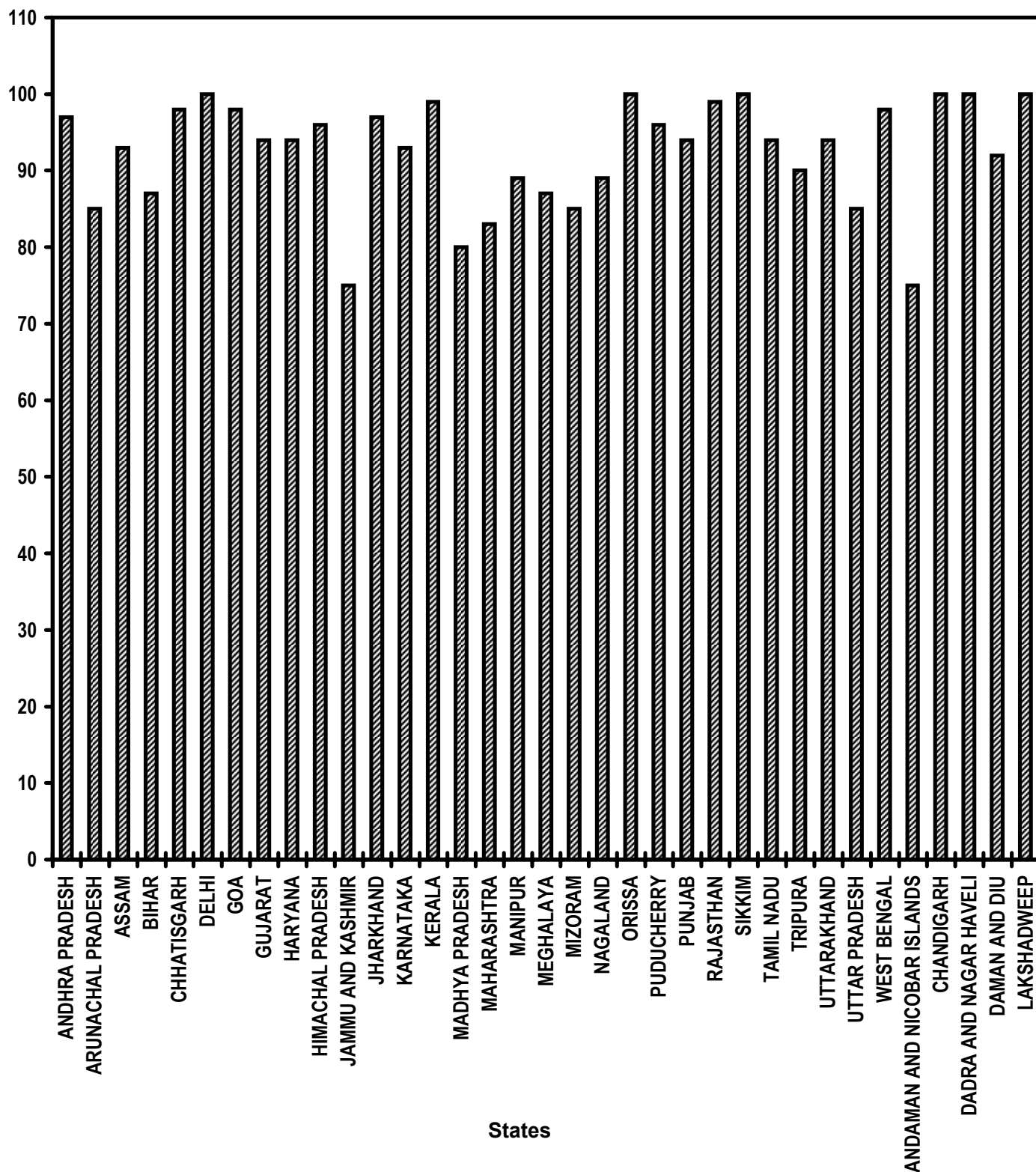
*Note: \*Targets of Orissa have not been received from the concerned Nodal Ministry, so the target for the year 2009-10 has been repeated provisionally.*

# Supply of Electricity

## Electricity supplied

% Achievement of Target

During April, 2010-February, 2011





**Table - 20**

**Supply of Electricity**

Sl. No.	State/UT Name	Electricity demanded (Million Units) April,2010- February,2011	Electricity supplied (Million Units) April,2010- February,2011	Shortage observed (Million Units) April,2010- February,2011	Percentage of Electricity Supplied
		(3)	(4)	(5)	(6)
1	ANDHRA PRADESH	70,833	68,551	2,282	97
2	ARUNACHAL PRADESH	464	395	69	85
3	ASSAM	4,969	4,646	323	93
4	BIHAR	11,475	9,999	1,476	87
5	CHHATISGARH	9,228	9,075	153	98
6	DELHI	23,860	23,796	64	100
7	GOA	2,859	2,810	49	98
8	GUJARAT	65,195	61,178	4,017	94
9	HARYANA	31,763	29,916	1,847	94
10	HIMACHAL PRADESH	6,984	6,727	257	96
11	JAMMU AND KASHMIR	12,346	9,268	3,078	75
12	JHARKHAND	5,666	5,499	167	97
13	KARNATAKA	44,978	41,608	3,370	93
14	KERALA	16,284	16,060	224	99
15	MADHYA PRADESH	43,920	35,065	8,855	80
16	MAHARASHTRA	1,15,798	96,539	19,259	83
17	MANIPUR	524	466	58	89
18	MEGHALAYA	1,407	1,227	180	87
19	MIZORAM	334	284	50	85
20	NAGALAND	541	483	58	89
21	ORISSA	20,483	20,429	54	100
22	PUDUCHERRY	1,931	1,849	82	96
23	PUNJAB	41,225	38,652	2,573	94
24	RAJASTHAN	40,835	40,432	403	99
25	SIKKIM	363	363	0	100
26	TAMIL NADU	72,790	68,217	4,573	94
27	TRIPURA	811	733	78	90
28	UTTARAKHAND	9,018	8,447	571	94
29	UTTAR PRADESH	69,814	59,013	10,801	85
30	WEST BENGAL	33,271	32,650	621	98
31	ANDAMAN AND NICOBAR ISLANDS	220	165	55	75
32	CHANDIGARH	1,413	1,413	0	100
33	DADRA AND NAGAR HAVELI	4,060	4,056	4	100
34	DAMAN AND DIU	1,992	1,827	165	92
35	LAKSHADWEEP	23	23	0	100
<b>Grand Total</b>		<b>7,67,677</b>	<b>7,01,861</b>	<b>65,816</b>	<b>91</b>

**Very Good:(90% or above of targets)**

ANDHRA PRADESH, ASSAM, CHHATISGARH, DELHI, GOA, GUJARAT, HARYANA, HIMACHAL PRADESH, JHARKHAND, KARNATAKA, KERALA, ORISSA, PUDUCHERRY, PUNJAB, RAJASTHAN, SIKKIM, TAMIL NADU, TRIPURA, UTTARAKHAND, WEST BENGAL, CHANDIGARH, DADRA AND NAGAR HAVELI, DAMAN AND DIU, LAKSHADWEEP

**Good:(Between 80% to 90% targets)**

ARUNACHAL PRADESH, BIHAR, MADHYA PRADESH, MAHARASHTRA, MANIPUR, MEGHALAYA, MIZORAM, NAGALAND, UTTAR PRADESH

**Poor:(Below 80% of targets)**

JAMMU AND KASHMIR, ANDAMAN AND NICOBAR ISLANDS

**LIST OF ITEMS COVERED UNDER (TPP) - 2006**

<b>Point No.</b>	<b>Item No.</b>	<b>Name of the Points/Items</b>
<b>I.</b>		<b>Garibi Hatao [Poverty Eradication]</b>
		<b>Rural Areas</b>
	<b>1.</b>	Employment generation under the <i>Mahatma Gandhi National Rural Employment Guarantee Act (MGNREGA)</i>
	<b>2.</b>	Swaranjayanti Gram Swarajgar Yojana (SGSY)
	<b>3.</b>	Rural Business Hubs in Partnership with Panchayats
	<b>4.</b>	Self help Groups
		<b>Urban Areas</b>
	<b>5.</b>	Swaranjayanti Shehari Rojgar Yojana
<b>II.</b>		<b>Jan Shakti (Power to People)</b>
	<b>6.</b>	Local Self Government (Panchayati Raj and Urban Local Bodies) <ul style="list-style-type: none"> <li>- Activity Mapping for devolution of functions</li> <li>- Budget Flow of Funds</li> <li>- Assignment of Functionaries</li> </ul>
	<b>7.</b>	Quick and Inexpensive Justice – Gram Nyayalayas and Nyaya Panchayats.
	<b>8.</b>	District Planning Committees.
<b>III.</b>		<b>Kisan Mitra [Support to Farmers]</b>
	<b>9.</b>	Water shed development
	<b>10.</b>	Marketing and infrastructural support to farmers
	<b>11.</b>	Irrigation facilities (including minor and micro irrigation) for agriculture
	<b>12.</b>	Credit to farmers
	<b>13.</b>	Distribution of waste land to the landless
<b>IV.</b>		<b>Shramik Kalyan [Labour Welfare]</b>
	<b>14.</b>	Social Security for Agricultural and Unorganised Labour
	<b>15.</b>	Minimum Wages Enforcement (including Farm Labour)
	<b>16.</b>	Prevention of Child Labour
	<b>17.</b>	Welfare of Women Labour
<b>V.</b>		<b>Khadya Suraksha [Food Security ]</b>
	<b>18.</b>	<b><i>Food Security:</i></b> <ul style="list-style-type: none"> <li>(i) Targeted Public Distribution system,</li> <li>(ii) Antyodaya Anna Yojana,</li> <li>(iii) Establishing Grain banks in chronically food scarcity areas</li> </ul>
<b>VI.</b>		<b>Subke Liye Aawas [Housing for All]</b>
	<b>19</b>	Rural Housing - Indira Awaas Yojana
	<b>20.</b>	EWS/LIG Houses in Urban Areas

Contd.....

Point No.	Item No.	Name of the Points/Items
<b>VII.</b>		<b>Shudh Peya Jal [Clean Drinking Water]</b>
	<b>21.</b>	Rural Areas. - Accelerated Rural Water Supply Programme-ARWSP
	<b>22.</b>	Urban Areas: - Accelerated Urban Water Supply Programme
<b>VIII.</b>		<b>Jan Jan Ka Swasthya [Health for All]</b>
	<b>23.</b>	Control and prevention of major diseases: (a) HIV/AIDS (b) TB (c) Malaria (d) Leprosy (e) Blindness
	<b>24.</b>	National Rural Health Mission
	<b>25.</b>	Immunisation of Children
	<b>26.</b>	Sanitation Programme in - Rural Areas - Urban areas
	<b>27.</b>	Institutional Delivery
	<b>28.</b>	Prevention of Female Foeticide
	<b>29.</b>	Supplementary nutrition for Mothers and Children
	<b>30.</b>	Two Child norms
<b>IX.</b>		<b>Sabke Liye Shiksha [Education for All]</b>
	<b>31.</b>	Sarv Shiksha Abhiyan - Compulsory Elementary Education
	<b>32.</b>	Mid Day Meal Scheme
<b>X.</b>		<b>Anusuchit Jaati, Jan Jaati, Alp-sankhyak evam Anya Pichhra Varg Kalyan [Welfare of Scheduled Castes, Scheduled Tribes, Minorities and OBCs]</b>
	<b>33.</b>	SC Families Assisted
	<b>34.</b>	Rehabilitation of Scavengers
	<b>35.</b>	ST Families Assisted
	<b>36.</b>	Rights of Forest dwellers – Owners of minor forest produce
	<b>37.</b>	Particularly Vulnerable Tribal Groups (PTGs)
	<b>38.</b>	No alienation of Tribal lands
	<b>39.</b>	Implementation of Panchayats (Extension to Scheduled Areas) Act [PESA]
	<b>40.</b>	Welfare of Minorities
	<b>41.</b>	Professional education among all minority communities
	<b>42.</b>	Reservation of OBCs in - Education - Employment
<b>XI.</b>		<b>Mahila Kalyan [Women Welfare]</b>
	<b>43.</b>	Financial Assistance for Women Welfare
	<b>44.</b>	Improved participation of women in (a) Panchayats (b) Municipalities (c) State Legislatures (d) Parliament

Contd.....

Point No.	Item No.	Name of the Points/Items
<b>XII.</b>		<b>Bal Kalyan (Child Welfare)</b>
	<b>45.</b>	Universalisation of ICDS Scheme
	<b>46.</b>	Functional Anganwadis
<b>XIII.</b>		<b>Yuva Vikas [Youth Development]</b>
	<b>47.</b>	Sports for all in Rural and Urban areas
	<b>48.</b>	Rashtriya Sadbhavana Yojana
	<b>49.</b>	National Service Scheme (NSS)
<b>XIV.</b>		<b>Basti Sudhar [Improvement of Slums]</b>
	<b>50.</b>	Number of Urban poor families assisted under seven point charter viz. land tenure, housing at affordable cost, water, sanitation, health, education, and social security.
<b>XV.</b>		<b>Paryavaran Sanrakshan evam Van Vridhi [Environment Protection and Afforestation]</b>
	<b>51.</b>	Afforestation (a) Area Covered under Plantation on - Public and Forest Lands (b) Number of Seedlings planted on -Public and Forest Lands
	<b>52.</b>	Prevention of pollution of Rivers and water bodies
	<b>53.</b>	Solid and liquid waste management in - Rural Areas - Urban Areas
<b>XVI.</b>		<b>Samajik Suraksha [Social Security]</b>
	<b>54.</b>	Rehabilitation of handicapped and orphans.
	<b>55.</b>	Welfare of the aged
<b>XVII.</b>		<b>Grameen Sadak [Rural Roads]</b>
	<b>56.</b>	Rural Roads - PMGSY
<b>XVIII.</b>		<b>Grameen Oorja [Energization of Rural Area]</b>
	<b>57.</b>	Bio-diesel Production
	<b>58.</b>	Rajiv Gandhi Grameen Vidyutikaran Yojana
	<b>59.</b>	Renewable Energy
	<b>60.</b>	Energising Pump sets
	<b>61.</b>	Supply of Electricity
	<b>62.</b>	Supply of Kerosene and LPG
<b>XIX.</b>		<b>Pichhara Kshetra Vikas [Development of Backward Areas]</b>
	<b>63.</b>	Backward Regions Grants Fund (BRGF)
<b>XX.</b>		<b>e- Shasan [IT enabled e-Governance]</b>
	<b>64.</b>	Central and State Governments
	<b>65.</b>	Panchayats and Municipalities

**Annexure -II**

**ABBREVIATIONS USED**

AAY	Antyodaya Anna Yojana
ARWSP	Accelerated Rural Water Supply Programme
DDRS	Deen Dayal Rehabilitation Scheme
EWS	Economically Weaker Section
IAY	Indira Awaas Yojana
ICDS	Integrated Child Development Scheme
LIG	Low Income Group
MWE	Minimum Wages Enforcement
NC	Not Covered
NREGS	National Rural Employment Guarantee Scheme
PC	Partially Covered
PMGSY	Prime Minister Grameen Sadak Yojana
SC	Scheduled Caste
RGGVY	Rajiv Gandhi Grameen Vidyutikaran Yojana
SGRY	Sampoorna Grameen Rojgar yojana
SGSY	Swaranjayanati Gram Swarojgar Yojana
SHG	Self Help Groups
ST	Scheduled Tribe
TPDS	Targeted Public Distribution system