

TWENTY POINT PROGRAMME-2006
PROGRESS REPORT
FOR
APRIL-NOVEMBER, 2011



GOVERNMENT OF INDIA
MINISTRY OF STATISTICS AND PROGRAMME IMPLEMENTATION
SARDAR PATEL BHAWAN, SANSAD MARG,
NEW DELHI-110 001

Website: www.mospi.gov.in

CONTENTS

	Page No.
I. Introduction	i
II. List of Twenty Points	ii
III. List of Monthly Monitored Items	iii
IV. Status of receipt of targets for Monthly Monitored items	iv
V. List of items /parameters identified for appraisal	vii
VI. List of items under TPP-2006 yet to be operationalised	viii

PART-I Overall Performance Analysis

VII. Progress Report	1
VIII. Highlights of Performance	2
Table - A - All India Performance	6
Table- B - State-wise Performance	7
Table- C - State -wise and Item-wise Performance	12

PART- II Performance Tables

Table No.	Description of Item	
1	Employment Generation - <i>MGNREG</i> Scheme	22
2(A)	Swaranjayanti Gram Swarojgar Yojana (SGSY)	23
2(B)	SC, ST, Women and Disabled Swarozgaries Assisted under SGSY	25
3(A)	SHGs Formed under SGSY	26
3(B)	SHGs to whom income generating activities provided	28
4(A)	Distribution of Waste Land to the Landless	29
4(B)	Waste Land Distributed to SC, ST and others	30
5(A)	Minimum Wages Enforcement (Including Farm Labour)	31
	(i) Inspections made (ii) Irregularities detected (iii) Irregularities rectified	
5(B)	Minimum Wages Enforcement (Including Farm Labour)	32
	(i) Claims Filed (ii) Claims Settled	
5(c)	Minimum Wages Enforcement (Including Farm Labour)	33
	(i) Prosecution cases pending (ii) Prosecution cases filed (iii) Prosecution cases decided	
6(A)	<i>Food Security</i> : Targeted Public Distribution System (TPDS) for AAY, APL & BPL,	34
6(B)	<i>Food Security</i> : TPDS only for Antyodaya Anna Yojana (AAY)	36
6(C)	<i>Food Security</i> : TPDS only for Below Poverty Line (BPL)	38
7	Rural Housing - Indira Awaas Yojana (IAY)	40

Contd...

Table No.	Description of Item	Page No.
8	EWS/LIG Houses in Urban Areas	42
9	<i>Rural Areas- National Rural Drinking Water Programme (NRDWP)</i>	
9(A)	Coverage of Habitations (Partially Covered & Slipped back)	44
9(B)	Coverage of Water Quality Affected Habitations	46
10	Sanitation Programme in Rural Areas	48
11	Institutional Delivery	49
12	SC Families Assisted	50
13	Universalization of ICDS Scheme	52
14	Functional Anganwadis	54
15	No. of Urban Poor Families Assisted under Seven Point Charter	56
16(A)	Afforestation- Area Covered under Plantation- (Public and Forest Lands)	58
16(B)	<i>Afforestation:</i> Seedlings Planted – (Public and Forest Lands)	60
17	Rural Roads Constructed under (PMGSY)	62
18	Village Electrified under Rajiv Gandhi Grameen Vidyutikaran Yojana (RGGVY)	64
19	Energising Pump sets	66
20	Supply of Electricity	68
Annexures		
○	List of 65 items to be monitored under TPP-2006	Annexure – I 70-72
○	Abbreviations used	Annexure - II 73

Twenty Point Programme – 2006

An Introduction

The Twenty Point Programme (TPP) was launched by the Government of India in the year 1975 and restructured in 1982, 1986 and again in 2006. The restructured programme, known as Twenty Point Programme (TPP) – 2006, became operational with effect from 1st April, 2007. The Programme is meant to give a thrust to schemes relating to poverty alleviation, employment generation in rural areas, housing, education, family welfare & health, protection of environment and many other schemes having a bearing on the quality of life, especially in the rural areas.

2. The programmes and schemes under the TPP-2006 are in harmony with the priorities contained in the Millennium Development Goals (MDGs) of the United Nations and SAARC Social Charter. The original nomenclature, namely the Twenty Point Programme, which has been in existence for more than three decades and carries the stamp of familiarity among the people and administrative agencies, has been retained.

3. Twenty Point Programme (TPP) – 2006 originally consisted of 20 Points (*Appendix-1*) and 66 items being monitored individually by Central Nodal Ministries concerned. Up to 2007-08, out of 66 items, 22 items were monitored on monthly basis. From 1st April, 2008 *Sampoorna Grameen Rojgar Yojana* (SGRY) has been merged with another item namely “*National Rural Employment Guarantee Act*” which has now been renamed as *Mahatma Gandhi National Rural Employment Guarantee Act* from 31st December, 2009 therefore, SGRY has been dropped from the list of 66 items and only 65 items are now monitored under TPP-2006 since 2008-09. The list of 65 items is enclosed at *Annexure-I*.

4. Out of 65 items, 20 items (information in respect of 16 items is being collected from various States/ UTs and for remaining 4 items from the concerned Central Nodal Ministries) are being monitored on monthly basis during the period 2011-12 against the targets fixed at the beginning of financial year by the central nodal Ministries and State Governments (*Appendix-2&3*). The remaining items under TPP-2006, are being monitored on annual basis as the information in respect of these items will be made available by the concerned Central Nodal Ministries only on annual basis. These 65 items consist of about 160 identified parameters, however for the purpose of monthly performance, 19 identified parameters have been taken (*Appendix-4*).

5. Some of the schemes/programmes are yet to be operationalised by the Central Nodal Ministries concerned. These items will be monitored only after the schemes concerning them come into existence and their frequency of monitoring will be decided later. The details of such items are available at *Appendix-5*.

6. The monitoring mechanism for TPP-2006 has been widened by including block level monitoring in addition to District, State and Central level monitoring. Most of the States/Union Territories have constituted the block, district and state level monitoring committees. At the Centre, the progress of individual items is monitored and reviewed by the Departments/Ministries concerned. The Ministry of Statistics & Programme Implementation (MOSPI) monitors the Programme/ schemes covered under TPP-2006 on the basis of performance report received from State Governments/UT Administrations and central nodal Ministries. Ministry of Statistics and Implementation has organized second National Review Meeting of TPP-2006 on 11.11.2011 under the Chairmanship of MOS (I/C), Ministry of Statistics and Programme Implementation at Vigyan Bhawan, New Delhi with State/UT Governments and Central Nodal Ministries.

Twenty Point Programme – 2006

List of Twenty Points

1. Garibi Hatao [Poverty Eradication]
2. Jan Shakti [Power to People]
3. Kisan Mitra [Support to Farmers]
4. Shramik Kalyan [Labour Welfare]
5. Khadya Suraksha [Food Security]
6. Subke Liye Aawas [Housing for All]
7. Shudh Peya Jal [Clean Drinking Water]
8. Jan Jan Ka Swasthya [Health for All]
9. Sabke Liye Shiksha [Education for All]
10. Anusuchit Jaati, Jan Jaati, Alp-sankhyak evam Anya Pichhra Varg Kalyan [Welfare of Scheduled Castes, Scheduled Tribes, Minorities and OBCs]
11. Mahila Kalyan [Women Welfare]
12. Bal Kalyan [Child Welfare]
13. Yuva Vikas [Youth Development]
14. Basti Sudhar [Improvement of Slums]
15. Paryavaran Sanrakshan evam Van Vridhi [Environment Protection and Afforestation]
16. Samajik Suraksha [Social Security]
17. Grameen Sadak [Rural Roads]
18. Grameen Oorja [Energization of Rural Area]
19. Pichhara Kshetra Vikas [Development of Backward Areas]
20. e- Shasan [IT enabled e-Governance]

Twenty Point Programme – 2006

Monthly Monitored Items

1. Employment Generation under the *Mahatma Gandhi National Rural Employment Guarantee Scheme (MGNREGA)*
2. Swaranjayanti Gram Swarojgar Yojana (SGSY)
3. ***Self help Groups:***
 - (i) Self help Groups formed under SGSY
 - (ii) SHGs to whom income generating activities provided under SGSY
4. Distribution of Waste land to landless
5. Minimum Wages Enforcement (Including Farm Labour)
6. ***Food Security:***
 - (i) Targeted Public Distribution System (TPDS) for AAY, APL& BPL,
 - (ii) *TPDS* only for Antyodaya Anna Yojana (AAY)
 - (iii) *TPDS* only for Below Poverty Line (BPL)
7. Rural Housing for Indira Awaas Yojana (IAY)
8. EWS/LIG Houses in Urban Areas
9. ***Rural Areas-*** National Rural Drinking Water Programme- (NRDWP)
 - (i) Coverage of Habitations (Partially Covered & Slipped back)- (*NRDWP*)
 - (ii) Coverage of Water Quality Affected Habitations – (*NRDWP*)
10. Sanitation Programme in Rural Areas
11. Institutional Delivery
12. SC Families Assisted
13. Universalisation of ICDS Scheme
14. Functional Anganwadis
15. Number of Urban poor families assisted under seven point charter viz. land tenure, housing at affordable cost, water, sanitation, health, education, and social security.
16. ***Afforestation:***
 - (a) Area Covered under Plantation on - Public and Forest Lands
 - (b) Number of Seedlings planted on -Public and Forest Lands
17. Rural Roads constructed under Prime Minister Grameen Sadak Yojana (PMGSY)
18. Village Electrified under Rajiv Gandhi Grameen Vidyutikaran Yojana (RGGVY)
19. Energising Pump sets and
20. Supply of Electricity

STATUS OF RECEIPT OF TARGETS FOR MONTHLY MONITORED ITEMS UNDER TPP-2006

Item No.	Name of the item	Parameter	Parameters/ indicators	Whether State-wise targets fixed by the concerned Administrative Ministries	Whether targets have been received	Nodal Ministry
1	Employment Generation under the <i>Mahatma Gandhi National Rural Employment Guarantee Scheme</i>	-	(i) No. of job card issued (ii) Employment generated (iii) Wages given	Targets not fixed */ not supplied by Administrative Ministry	-	Ministry of Rural Development
2	Swaranjayanti Gram Swarojgar Yojana (SGSY)	1	<i>Individual Swarozgaries Assisted</i> (i) Total (ii) SC (iii) ST (iv) Women (v) Disabled person	Targets fixed & received from Administrative Ministry	Yes	-do-
3	Self help Groups	2	SHGs under SGSY - SHGs formed - SHGs to whom income generating activities provided	Targets not fixed */ not supplied by Administrative Ministry Targets fixed & received from Administrative Ministry	- Yes	-do- -do-
4	Distribution of waste land to the landless	-	Waste Land Distributed (i) Total (ii) SC (iii) ST (iv) Others	Targets not fixed */ not supplied by Administrative Ministry	-	-d
5	Minimum Wages Enforcement (including Farm Labour)	-	(a) <i>Agriculture and Farm workers</i> (i) Inspections made (ii) Irregularities detected (iii) Irregularities rectified (iv) Claims filed (v) claims settled (vi) Prosecution cases pending (vii) Prosecution cases filed (viii) Prosecution cases decided (b) <i>others</i>	Targets not fixed */ not supplied by Administrative Ministry	-	Ministry of Labour & Employment

Item No.	Name of the item	Parameter	Parameters/ indicators	Whether State-wise targets fixed by the concerned Administrative Ministries	Whether targets have been received	Nodal Ministry
6	Food Security: (i) Targeted Public Distribution System (AAY+APL+BPL) (ii) Antyodaya Anna Yojana (AAY) (iii) Below Poverty Line (BPL)	3	Allocation of Food Grains to States/UTs	Targets fixed & received from Administrative Ministry	Yes	Ministry of Consumer Affairs, Food & Public Distribution
		4	Allocation of Food Grains to States/UTs	-do-	Yes	-do-
		5	Allocation of Food Grains to States/UTs	-do-	Yes	-do-
7	Rural Housing - Indira Awaas Yojana (IAY)	6	Houses Constructed	Targets fixed & received from Administrative Ministry	Yes	Ministry of Rural Development
8	EWS/LIG Houses in Urban Areas	7	Houses Constructed	Targets fixed & received from Administrative Ministry	Yes	M/o Housing and Urban Poverty Alleviation
9	Rural Areas - <i>National Rural Drinking Water Programme</i> -(NRDWP)	8	(i) Coverage of Habitations (Partially Covered & Slipped back)- (NRDWP)	Targets fixed & received from Administrative Ministry	Yes	Ministry of Drinking Water and Sanitation
		9	(ii) Coverage of water quality affected habitations – (NRDWP)	Targets fixed & received from Administrative Ministry	Yes	-do-
10.	Sanitation Programme in Rural Areas	-	Individual Household latrines constructed	Targets not fixed */ not supplied by Administrative Ministry	-	Ministry of Drinking Water and Sanitation
11.	Institutional Delivery	-	Delivery in Institutions	Targets not fixed */ not supplied by Administrative Ministry	-	Ministry of Health & Family Welfare
12.	SC Families Assisted	10	SC Families Assisted	Targets received from Administrative Ministry & yet to be finalized. **	Yes	M/o Social Justice and Empowerment
13.	Universalisation of ICDS Scheme	11	ICDS Blocks Operational (Cumulative)	Targets fixed & received from Administrative Ministry	Yes	Ministry of Women and Child Development

** The matter yet to be finalized.

Item No.	Name of the item	Parameter	Parameters/ indicators	Whether State-wise targets fixed by the concerned Administrative Ministries	Whether targets have been received	Nodal Ministry
14.	Functional Anganwadis	12	Anganwadis Functional (cumulative)	Targets fixed & received from Administrative Ministry	Yes	Ministry of Women and Child Development
15.	Number of Urban poor families assisted under seven point charter viz. land tenure, housing at affordable cost, water, sanitation, health, education, and social security.	13	Poor Families Assisted	Targets fixed & received from Administrative Ministry	Yes	M/o Housing and Urban Poverty Alleviation
16	Afforestation: (a) Area Covered under Plantation on - Public and Forest Lands (b) Number of Seedlings planted on -Public and Forest Lands	14	(a) Area Covered under Plantation on - Public and Forest Lands	Targets fixed & received from Administrative Ministry	Yes	Ministry of Environment and Forest
		15	(b)Number of Seedlings	Targets fixed & received from Administrative Ministry	Yes	-do-
17.	Rural Roads – PMGSY	16	Length of Road Constructed	Targets fixed & received from Administrative Ministry	Yes	Ministry of Rural Development
18.	Rajiv Gandhi Grameen Vidyutikaran Yojana (RGGVY)	17	Villages electrified	Targets fixed & received from Administrative Ministry	Yes	Ministry of Power
19.	Energising Pump sets	18	Pumpsets Energised	Targets fixed & received from Administrative Ministry	Yes Targets of 12 States have been received so far	-do-
20	Supply of Electricity	19	Electricity demanded	Targets fixed & received from Administrative Ministry	Yes	-do-

** These items where Administrative Ministries have not fixed State-wise targets are not monitored for ranking on monthly basis (only 19 parameters being monitored on monthly basis form the basis of State-wise ranking) since these are monitored without fixing of targets with reference to actual achievements as these are demand driven based.*

Twenty Point Programme – 2006

Items/Parameters identified for appraisal

For the purpose of monthly appraisal, the performance of States under TPP-2006 is evaluated on the following 19 Parameters, contained in 15 Items and as per State/UT wise targets fixed by the Central Administrative Ministries.

Items	Para- meters	Description of Item
1	1	Total No. of Individual Swarozgaries Assisted under SGSY
2	2	SHGs to whom income generating activities provided under SGSY
3	-	Food Security:
	3	(i) Targeted Public Distribution System (TPDS) for AAY,APL&BPL,
	4	(ii) TPDS only for Antyodaya Anna Yojana (AAY)
	5	(iii) TPDS only for Below Poverty Line (BPL)
4	6	Rural Housing under Indira Awaas Yojana (IAY)
5	7	EWS/LIG Houses in Urban Areas
6	-	Rural Areas: National Rural Drinking Water Programme -(NRDWP)
	8	(i) Coverage of Habitations (Partially Covered & Slipped back)- (NRDWP)
	9	(ii) Coverage of Water Quality Affected Habitations – (NRDWP)
7	10	SC Family Assisted
8	11	Universalisation of ICDS Scheme
9	12	Functional Anganwadis
10.	13	Number of Urban poor families assisted under seven point charter viz. land tenure, housing at affordable cost, water, sanitation, health, education, and social security.
11	-	Afforestation:
	14	(i) Area Covered under Plantation on- Public and Forest Lands
	15	(ii) Number of Seedlings planted on- Public and Forest Lands
12	16	Rural Roads constructed under Prime Minister Grameen Sadak Yojana (PMGSY)
13	17	Village electrified under Rajiv Gandhi Grameen Vidyutikaran Yojana (RGGVY)
14	18	Energising Pump sets and
15	19	Supply of Electricity

List of items where the concerned schemes are yet to be operationalised

(i) ***Quick and inexpensive justice–Gram Nyayalayas and Nyaya Panchayats¹***: Ministry of Panchayati Raj is consulting Central Ministries and States/UT Governments regarding draft bill on Nyaya Panchayats.

(ii) ***Sports for all in Rural and Urban Areas²***: The scheme titled “Nagar Palika Yuva Krida Aur Khel Abhiyan” for the development of sports infrastructure in urban areas is yet to be approved.

1. when operationalise will be monitored under Point No. 2 *Jan Shakti (Power to People)* (Item 6)
2. when operationalise will be monitored under Point No 13 *Yuva Vikas (Youth Development)* (Item 47)

PART - I

TWENTY POINT PROGRAMME - 2006

OVERALL PERFORMANCE ANALYSIS

Twenty Point Programme-2006

Progress Report* –(April-November, 2011)

This monthly progress report of Twenty Point Programme-2006 consists of two parts: **Part-I** contains an analysis of the overall performance, whereas **Part-II** deals with item-wise performance.

2. The report is compiled on the basis of data received from the Central Nodal Ministries and State Governments/UT Administrations. The data is received either through web enabled software developed by National Informatics Centre (NIC) Cell in this Ministry or through Fax/e-mail/post. The processing of data has been done in association with NIC Cell.

3. The analysis for the period **April-November, 2011** shows that the performance under **thirteen items** has been **‘Very Good’** (90% or above the targets). These items are:

- (i) Individual Swarozgaries Assisted under SGSY
- (ii) Urban Poor Families Assisted under Seven Point Charter
- (iii) Seedlings Planted (Public and Forest Lands)
- (iv) Pump sets Energised
- (v) SC Families Assisted
- (vi) Area Covered under Plantation (Public and Forest Lands)
- (vii) SHGs Provided Income Generating Activities under SGSY
- (viii) Road Constructed under Prime Minister Grameen Sadak Yojana (PMGSY)
- (ix) *Food Security*: Targeted Public Distribution System (only for BPL)
- (x) Anganwadis Functional (Cum.)
- (xi) ICDS Blocks Operational (Cum.)
- (xii) *Food Security*: Targeted Public Distribution System (only for AAY) and
- (xiii) Supply of Electricity

4 Performance (between 80% to 90% **of targets**): The performance in respect of **two** items has been **“Good”**. The items are

- (i) *Food Security*: Targeted Public Distribution System for APL, BPL & AAY and
- (ii) Houses Constructed under Indira Awaas Yojana IAY

5. The performance of **four items** has been **‘Poor’** (below 80% of target). These items are:

- (i) Habitations covered (Partially covered & Slipped back)- NRDWP
- (ii) Coverage of water quality affected habitations – NRDWP
- (iii) Village Electrified – Rajiv Gandhi Grameen Vidyutikaran Yojana (RGGVY) and
- (iv) Houses constructed under EWS/LIG

6. Some of items under TPP-2006 namely “Mahatma Gandhi National Rural Employment Guarantee Scheme (MGNREGS), Self help Groups formed under SGSY, Sanitation Programme in Rural Area and Institutional Delivery” are demand driven and no targets are assigned by concerned nodal Ministries where as for items like “Distribution of Wasteland to the landless” & Minimum Wages Enforcement (including Farm Labour), concerned administrative Ministries are not in position to provide State/UT-wise targets as such all these items are being monitored on monthly basis without any targets but not been considered for the purpose of appraisal. In order to monitor the performance of TPDS under *Food Security* in a more purpose full manner individual monitoring of one more parameters namely BPL have been added besides existing parameters namely TPDS and AAY for monitoring on monthly basis. *The nomenclature of Accelerated Rural Water Supply Programme-ARWSP has been changed to National Rural Drinking Water Programme—(NRDWP) covering two parameters viz. (i) Coverage of Habitations (Partially Covered & Slipped back and (ii) Coverage of water quality affected habitations—(NRDWP).* The items where quarterly/ annual targets have been provided by the Ministries concerned, monthly targets have been worked out on prorata basis.

7. Information on MPR has not been received from the States/UT of Chattisgarh, and Mizoram despite repeated telephonic reminders till finalization of this report. Therefore the performance of the States/UT for the month of November, 2011 has been reported as Nil in this MPR.

* Based on monthly monitored 19 Parameters.

HIGHLIGHTS OF PERFORMANCE AT A GLANCE

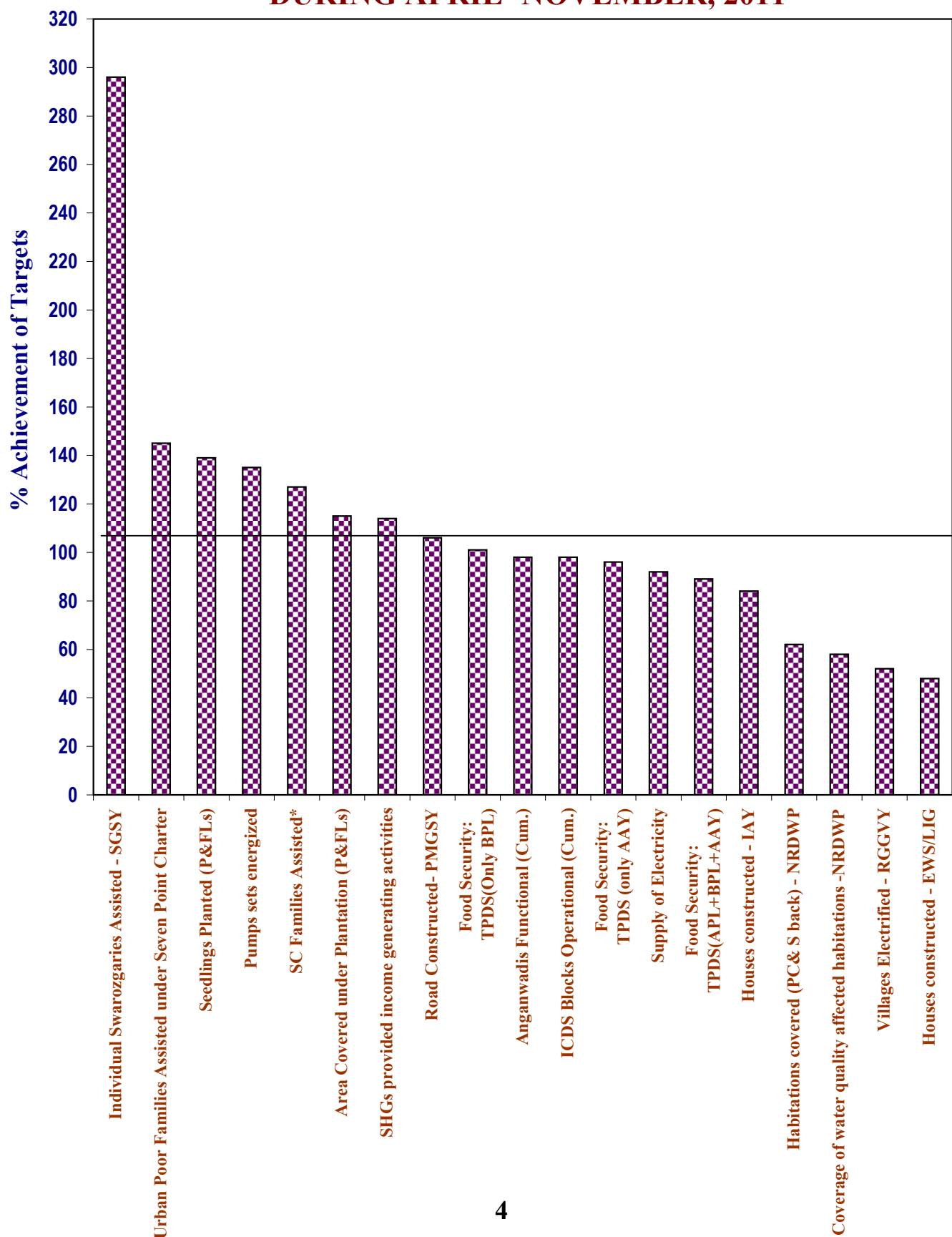
Sl. No.	Item	Achievement for April-November, 2011
1- Employment Generated under MGNREGS.		
	(i) No. of Job cards issued	38.51 lakh *
	(ii) Employment generated	123.65 crore mandays
	(iii) Wages given	Rs.14889.86 crore
2- Swaranjayanti Gram Swarozgar Yojana (SGSY)		
	No. of Individual Swarozgaries Assisted	1,67,585
3- Self help Groups		
	(i) No. of SHGs formed	1,89,676
	(ii) No. of SHGs to whom income generating activities provided under SGSY	1,17,983
4- Distribution of waste land to the landless		
	Land Distributed	2,817 hectare
5- Minimum Wages Enforcement (Including Farm Labour)		
	(i) No. of Inspections made	68,447
	(ii) No. of Irregularities detected	6444
	(iii) No. of Irregularities rectified	6628
	(iv) No. of Claims filed	5,273
	(v) No. of Claims settled	919
	(vi) No. of Prosecution cases Pending	7,142
	(vii) No. of Prosecution cases filed	45
	(viii) No. of Prosecution cases decided	107
6- Food Security: (i) TPDS (ii) AAY (iii) BPL		
	(i) Food Security: Targeted Public Distribution System (TPDS)	287.90 lakh tonnes
	(ii) Food Security: Antyodaya Anna Yojana (AAY)	65.24 lakh tonnes
	(iii) Food Security: Below Poverty Line (BPL)	117.45 lakh tonnes
7- Rural Housing-Indira Awaas Yojana		
	No. of Houses constructed	10,61,721
8- EWS/LIG Houses in Urban Areas		
	No. of Houses constructed	1,28,996

Contd.....

Sl. No.	Item	Achievement for April-November, 2011
9-	Rural Areas. - National Rural Drinking Water Programme-(NRDWP)	
	(i) Coverage of Habitations (Partially covered & Slipped back)- (NRDWP)	35,938
	(ii) Coverage of Water Quality Affected Habitations – (NRDWP)	8,700
10-	Sanitation Programme in Rural Areas	
	No. of Individual household latrines constructed	50.13 lakh
11-	Institutional Delivery	
	No. of Deliveries in Institutions	100.02 lakh
12-	SC Families Assisted	
	No. of SC Families Assisted	40.26 lakh
13-	Universalisation of ICDS Schemes	
	No. of ICDS Blocks Operational (Cum.)	6,775
14-	Functional Anganwadis	
	No. of Anganwadis Functional (Cum.)	12.78 lakh
15-	Number of Urban poor families assisted under seven point charter viz. land tenure, housing at affordable cost, water, sanitation, health, education, and social security.	
	No. of Poor Families Assisted	5,80,556
16-	Afforestation:	
	(i) Area Covered under Plantation (Public and Forest Lands)	13,39,606 hectares
	(ii) No. of Seedlings Planted (Public and Forest Lands)	104.42 Crore
17-	Rural Road- Prime Minister Grameen Sadak Yojana (PMGSY)	
	Length of Road Constructed	15,226 Kms
18-	Rajiv Gandhi Grameen Vidyutikaran Yojana (RGGVY)	
	No. of Villages Electrified	4,040
19-	Energized Pumps sets	
	No. of Pumps sets energized	3,05,334
20-	Supply of Electricity	
	Electricity supplied	5,57,599 million units (MU)

Note:- * Some of States are reporting cumulative performance since inception but now it has been reconciled with the performance figures supplied by M/o Rural Development to set performance targets during April-November, 2011.

ALL INDIA PERFORMANCE OF TARGET ORIENTED PARAMETERS DURING APRIL -NOVEMBER, 2011



ACHIEVEMENT HIGHLIGHTS

PERFORMANCE OF TARGET ORIENTED PARAMETERS DURING APRIL-NOVEMBER, 2011

The cumulative performance during April - November, 2011 has been "Very Good" for 13 items/parameters, "Good" for 2 items/ parameters, and "Poor" for 4 items/parameters.

A. "Very Good" Performance (90% or above of targets)

<u>No.</u>	<u>Items</u>	<u>% Achievement</u>
1	Individual Swarozgaries Assisted - SGSY	296
2	Urban Poor Families Assisted under Seven Point Charter	145
3	Seedlings Planted (Public and Forest Lands)	139
4	Pumps sets energized	135
5	SC Families Assisted	127
6	Area Covered under Plantation (Public and Forest Lands)	115
7	SHGs provided income generating activities	114
8	Road Constructed- PMGSY	106
9	Food Security: Targeted Public Distribution System (Only BPL)	101
10	Anganwadis Functional (Cum.)	98
11	ICDS Blocks Operational (Cum.)	98
12	Food Security: Targeted Public Distribution System (only AAY)	96
13	Supply of Electricity	92

B. "Good" Performance (between 80% to 90%)

14	Food Security: Targeted Public Distribution System(APL+BPL+AAY)	89
15	Houses constructed - IAY	84

C. Areas of concern-where the performance is below 80%

16	Habitations covered (PC& Slipped back) - NRDWP	62
17	Coverage of water quality affected habitations -NRDWP	58
18	Villages Electrified - RGGVY	52
19	Houses constructed - EWS/LIG	48

Table - A

Targets for 2011-2012 & April -November, 2011 and achievements during the period April - November, 2011
ALL INDIA PERFORMANCE

Sl. No.	Item Description	Units	Targets		Achievements	% Achievements of Targets during April - November,2011
			2011-2012	April - November,2011	April - November,2011	
1	Individual Swarozgaries Assisted - SGSY	Number	1,02,972	56,630	1,67,585	296
2	SHGs provided income generating activities	Number	1,87,821	1,03,261	1,17,983	114
3	Food Security:Targeted Public Ditrubution System(TPDS)	Tonnes	-	3,22,53,090	2,87,89,720	89
4	Food Security:Antodaya Anna Yojana(AAY)	Tonnes	-	68,28,448	65,24,316	96
5	Food Security:Targeted Public Ditrubution System (Only BPL)	Tonnes	-	1,16,23,552	1,17,45,466	101
6	Houses constructed - IAY	Number	27,26,702	12,62,422	10,61,721	84
7	Houses constructed - EWS/LIG	Number	4,00,000	2,66,656	1,28,996	48
8	Habitations covered (Partially covered & Slipped back) - NRDWP	Number	1,15,379	57,655	35,938	62
9	Coverage of water quality affected habitations - NRDWP	Number	29,790	14,877	8,700	58
10	SC Families Assisted	Number	47,74,200	31,82,722	40,26,496	127
11	ICDS Blocks Operational (Cum.)	Number	6,900	6,900	6,775	98
12	Anganwadis Functional (Cum.)	Number	13,09,298	13,09,298	12,77,572	98
13	Urban Poor Families Assisted under Seven Point Charter	Number	6,00,000	3,99,998	5,80,556	145
14	Area Covered under Plantation (Public and Forest Lands)	Hectares	17,45,580	11,67,440	13,39,606	115
15	Seedlings Planted (Public and Forest Lands)	Number	1,12,56,28,063	75,28,50,811	1,04,41,62,217	139
16	Road Constructed- PMGSY	Kilometer	33,000	14,300	15,226	106
17	Villages Electrified - RGGVY	Number	14,471	7,769	4,040	52
18	Pumps sets energized	Number	3,38,331	2,25,539	3,05,334	135
19	Electricity supplied	Million Units	-	6,02,964	5,57,599	92

Table - B

STATE-WISE PERFORMANCE DURING APRIL- NOVEMBER, 2011 (PERCENT ACHIEVEMENT)

Sl.No.	Description	ALL							
		INDIA	AP	ARP	AS	BI	CHHA.	DELHI	GOA
1	Individual Swarozgaries Assisted - SGSY	296	208	158	92	49	186	NA	41
2	SHGs provided income generating activities	114	179	1	90	55	57	NA	27
3	Food security-Targeted Public Distribution system (APL+BPL+AAY)	89	82	87	91	79	87	91	105
4	Food security-Targeted Public Distribution system (only AAY)	96	100	81	98	93	95	64	101
5	Food Security - Targeted Public Distribution System (Only BPL)	101	100	88	98	92	100	96	100
6	Houses constructed - IAY	84	161	24	105	56	76	NA	126
7	Houses constructed - EWS/LIG	48	73	107	0	44	21	1	NA
8	Habitations covered (Partially covered & Slipped back) - NRDWP	62	57	39	48	53	114	NA	NA
9	Coverage of water quality affected habitations - NRDWP	58	423	NA	51	38	34	NA	NA
10	SC Families Assisted	127	217	NA	56	564	2	25	36
11	ICDS Blocks Operational (Cum.)	98	100	99	100	100	82	119	100
12	Anganwadis Functional (Cum.)	98	99	99	97	94	88	122	100
13	Urban Poor Families Assisted under Seven Point Charter	145	909	0	32	0	0	0	NA
14	Area Covered under Plantation (Public and Forest Lands)	115	165	250	0	121	148	1,581	140
15	Seedlings Planted (Public and Forest Lands)	139	209	7	0	121	170	1,834	305
16	Road Constructed- PMGSY	106	83	206	161	69	99	NA	NA
17	Villages Electrified - RGGVY	52	NA	44	90	102	33	NA	NA
18	Pumps sets energized	135	172	NA	NA	8	79	NA	152
19	Supply of Electricity	92	94	91	95	78	97	100	99

NA - Not Applicable

Table - B(Contd.)

STATE-WISE PERFORMANCE DURING APRIL- NOVEMBER, 2011 (PERCENT ACHIEVEMENT)

Sl.No.	Description	ALL INDIA	GUJ	HRY	HP	J&K	JHAR.	KAR	KER
1	Individual Swarozgaries Assisted - SGSY	296	819	87	367	1,223	223	507	237
2	SHGs provided income generating activities	114	168	76	121	34	124	77	87
3	Food security-Targeted Public Distribution system (APL+BPL+AAY)	89	64	89	98	99	78	95	102
4	Food security-Targeted Public Distribution system (only AAY)	96	100	97	97	100	98	98	102
5	Food Security - Targeted Public Distribution System (Only BPL)	101	94	111	97	100	95	98	103
6	Houses constructed - IAY	84	65	77	66	123	264	27	110
7	Houses constructed - EWS/LIG	48	34	325	NA	NA	264	164	2
8	Habitations covered (Partially covered & Slipped back) - NRDWP	62	112	77	106	34	8	87	23
9	Coverage of water quality affected habitations - NRDWP	58	46	27	NA	10	13	141	45
10	SC Families Assisted	127	144	82	101	10,866	113	105	87
11	ICDS Blocks Operational (Cum.)	98	100	102	100	100	100	100	100
12	Anganwadis Functional (Cum.)	98	100	107	100	104	100	100	100
13	Urban Poor Families Assisted under Seven Point Charter	145	148	55	NA	NA	61	92	55
14	Area Covered under Plantation (Public and Forest Lands)	115	98	354	144	31	154	98	56
15	Seedlings Planted (Public and Forest Lands)	139	250	442	123	14	126	137	156
16	Road Constructed- PMGSY	106	135	95	100	224	261	209	64
17	Villages Electrified - RGGVY	52	NA	NA	208	71	19	NA	NA
18	Pumps sets energized	135	74	119	200	NA	8	367	69
19	Supply of Electricity	92	100	96	99	77	97	90	98

NA - Not Applicable

Table - B(Contd.)

STATE-WISE PERFORMANCE DURING APRIL- NOVEMBER, 2011 (PERCENT ACHIEVEMENT)

Sl.No.	Description	ALL INDIA	MP	MAH	MANI	MEGH	MIZ	NAGA	ORI
1	Individual Swarozgaries Assisted - SGSY	296	988	157	0	16	191	662	44
2	SHGs provided income generating activities	114	121	107	157	89	119	0	86
3	Food security-Targeted Public Distribution system (APL+BPL+AAY)	89	96	80	85	101	95	114	98
4	Food security-Targeted Public Distribution system (only AAY)	96	91	90	121	101	94	115	98
5	Food Security - Targeted Public Distribution System (Only BPL)	101	129	97	122	100	94	110	100
6	Houses constructed - IAY	84	63	69	128	57	158	230	86
7	Houses constructed - EWS/LIG	48	14	53	NA	0	0	0	4
8	Habitations covered (Partially covered & Slipped back) - NRDWP	62	113	72	82	70	8	235	177
9	Coverage of water quality affected habitations - NRDWP	58	90	80	0	40	NA	52	104
10	SC Families Assisted	127	44	138	0	NA	NA	NA	43
11	ICDS Blocks Operational (Cum.)	98	100	100	100	100	100	100	98
12	Anganwadis Functional (Cum.)	98	93	88	92	100	100	100	97
13	Urban Poor Families Assisted under Seven Point Charter	145	23	112	NA	5	0	0	8
14	Area Covered under Plantation (Public and Forest Lands)	115	74	88	267	394	130	0	88
15	Seedlings Planted (Public and Forest Lands)	139	74	109	278	361	44	0	64
16	Road Constructed- PMGSY	106	61	217	482	14	139	20	167
17	Villages Electrified - RGGVY	52	65	NA	21	17	88	90	34
18	Pumps sets energized	135	696	NA	NA	NA	NA	NA	245
19	Supply of Electricity	92	85	84	91	77	89	91	99

NA - Not Applicable

Table - B(Contd.)

STATE-WISE PERFORMANCE DURING APRIL- NOVEMBER, 2011 (PERCENT ACHIEVEMENT)

Sl.No.	Description	ALL INDIA	PUDU	PUN	RAJ	SIK	TN	TRI	UTTA.
1	Individual Swarozgaries Assisted - SGSY	296	109	567	228	227	284	0	221
2	SHGs provided income generating activities	114	121	39	58	50	197	127	136
3	Food security-Targeted Public Distribution system (APL+BPL+AAY)	89	78	82	99	102	102	85	91
4	Food security-Targeted Public Distribution system (only AAY)	96	90	72	99	107	102	105	86
5	Food Security - Targeted Public Distribution System (Only BPL)	101	91	95	102	111	103	106	94
6	Houses constructed - IAY	84	3	108	61	249	0	46	92
7	Houses constructed - EWS/LIG	48	0	812	86	NA	12	45	0
8	Habitations covered (Partially covered & Slipped back) - NRDWP	62	NA	44	105	21	8	NA	65
9	Coverage of water quality affected habitations - NRDWP	58	NA	367	99	NA	18	21	NA
10	SC Families Assisted	127	48	63	103	89	100	18	105
11	ICDS Blocks Operational (Cum.)	98	100	100	100	100	100	100	100
12	Anganwadis Functional (Cum.)	98	100	100	99	100	100	100	87
13	Urban Poor Families Assisted under Seven Point Charter	145	736	71	74	NA	47	190	11
14	Area Covered under Plantation (Public and Forest Lands)	115	55	131	171	168	46	240	175
15	Seedlings Planted (Public and Forest Lands)	139	56	143	170	176	31	227	267
16	Road Constructed- PMGSY	106	NA	21	47	55	137	30	191
17	Villages Electrified - RGGVY	52	NA	NA	46	350	NA	107	NA
18	Pumps sets energized	135	88	34	57	NA	107	NA	353
19	Supply of Electricity	92	98	97	96	98	94	94	97

NA - Not Applicable

Table - B(Contd.)

STATE-WISE PERFORMANCE DURING APRIL- NOVEMBER, 2011 (PERCENT ACHIEVEMENT)

Sl.No.	Description	ALL INDIA	UP	WB	A&N	CHND.	D&N	D&D	LAKSH
1	Individual Swarozgaries Assisted - SGSY	296	544	7	3,660	NA	560	120	4,040
2	SHGs provided income generating activities	114	93	307	600	NA	0	0	0
3	Food security-Targeted Public Distribution system (APL+BPL+AAY)	89	94	88	49	95	97	92	18
4	Food security-Targeted Public Distribution system (only AAY)	96	99	78	43	20	100	85	146
5	Food Security - Targeted Public Distribution System (Only BPL)	101	107	92	74	89	100	207	14
6	Houses constructed - IAY	84	77	125	39	NA	108	45	50
7	Houses constructed - EWS/LIG	48	7	24	NA	0	NA	NA	NA
8	Habitations covered (Partially covered & Slipped back) - NRDWP	62	39	155	NA	NA	NA	NA	NA
9	Coverage of water quality affected habitations - NRDWP	58	42	16	NA	NA	NA	NA	NA
10	SC Families Assisted	127	81	13	NA	81	NA	NA	NA
11	ICDS Blocks Operational (Cum.)	98	100	81	100	100	100	100	100
12	Anganwadis Functional (Cum.)	98	104	98	99	92	82	93	100
13	Urban Poor Families Assisted under Seven Point Charter	145	3	17	NA	0	NA	NA	NA
14	Area Covered under Plantation (Public and Forest Lands)	115	134	0	142	153	162	21	108
15	Seedlings Planted (Public and Forest Lands)	139	167	83	136	136	348	125	171
16	Road Constructed- PMGSY	106	30	102	NA	NA	NA	NA	NA
17	Villages Electrified - RGGVY	52	NA	NA	NA	NA	NA	NA	NA
18	Pumps sets energized	135	106	106	NA	NA	NA	0	NA
19	Supply of Electricity	92	90	99	75	100	99	90	100

NA - Not Applicable

Table - C

Items in which the States/UTs performance is Very Good (90% and above),
Good (80% to 90%) and Poor (below 80%) during the period
April to November, 2011

1. ANDHRA PRADESH

Very Good

Individual Swarozgaries Assisted - SGSY, SHGs provided income generating activities, Food Security:Antodaya Anna Yojana(AAY), Food Security:Targeted Public Distribution System (Only BPL), Houses constructed - IAY, Coverage of water quality affected habitations - NRDWP, SC Families Assisted, ICDS Blocks Operational (Cum.), Anganwadis Functional (Cum.), Urban Poor Families Assisted under Seven Point Charter, Area Covered under Plantation (Public and Forest Lands), Seedlings Planted (Public and Forest Lands), Pumps sets energized, Electricity supplied

Good

Food Security:Targeted Public Distribution System(TPDS), Road Constructed- PMGSY

Poor

Houses constructed - EWS/LIG, Habitations covered (Partially covered & Slipped back) - NRDWP

2. ARUNACHAL PRADESH

Very Good

Individual Swarozgaries Assisted - SGSY, Houses constructed - EWS/LIG, ICDS Blocks Operational (Cum.), Anganwadis Functional (Cum.), Area Covered under Plantation (Public and Forest Lands), Road Constructed- PMGSY, Electricity supplied

Good

Food Security:Targeted Public Distribution System(TPDS), Food Security:Antodaya Anna Yojana(AAY), Food Security:Targeted Public Distribution System (Only BPL)

Poor

SHGs provided income generating activities, Houses constructed - IAY, Habitations covered (Partially covered & Slipped back) - NRDWP, Urban Poor Families Assisted under Seven Point Charter, Seedlings Planted (Public and Forest Lands), Villages Electrified - RGGVY

3. ASSAM

Very Good

Individual Swarozgaries Assisted - SGSY, SHGs provided income generating activities, Food Security:Targeted Public Distribution System(TPDS), Food Security:Antodaya Anna Yojana(AAY), Food Security:Targeted Public Distribution System (Only BPL), Houses constructed - IAY, ICDS Blocks Operational (Cum.), Anganwadis Functional (Cum.), Road Constructed- PMGSY, Villages Electrified - RGGVY, Electricity supplied

Poor

Houses constructed - EWS/LIG, Habitations covered (Partially covered & Slipped back) - NRDWP, Coverage of water quality affected habitations - NRDWP, SC Families Assisted, Urban Poor Families Assisted under Seven Point Charter, Area Covered under Plantation (Public and Forest Lands), Seedlings Planted (Public and Forest Lands)

4. BIHAR

Very Good

Food Security:Antodaya Anna Yojana(AAY), Food Security:Targeted Public Distribution System (Only BPL), SC Families Assisted, ICDS Blocks Operational (Cum.), Anganwadis Functional (Cum.), Area Covered under Plantation (Public and Forest Lands), Seedlings Planted (Public and Forest Lands), Villages Electrified - RGGVY

Poor

Individual Swarozgaries Assisted - SGSY, SHGs provided income generating activities, Food Security:Targeted Public Distribution System(TPDS), Houses constructed - IAY, Houses constructed - EWS/LIG, Habitations covered (Partially covered & Slipped back) - NRDWP, Coverage of water quality affected habitations - NRDWP, Urban Poor Families Assisted under Seven Point Charter, Road Constructed- PMGSY, Pumps sets energized, Electricity supplied

Table - C (Contd..)

5. CHHATISGARH

Very Good

Individual Swarozgaries Assisted - SGSY, Food Security:Antodaya Anna Yojana(AAY), Food Security:Targeted Public Distribution System (Only BPL), Habitations covered (Partially covered & Slipped back) - NRDWP, Area Covered under Plantation (Public and Forest Lands), Seedlings Planted (Public and Forest Lands), Road Constructed- PMGSY, Electricity supplied

Good

Food Security:Targeted Public Distribution System(TPDS), ICDS Blocks Operational (Cum.), Anganwadis Functional (Cum.)

Poor

SHGs provided income generating activities, Houses constructed - IAY, Houses constructed - EWS/LIG, Coverage of water quality affected habitations - NRDWP, SC Families Assisted, Urban Poor Families Assisted under Seven Point Charter, Villages Electrified - RGGVY, Pumps sets energized

6. DELHI

Very Good

Food Security:Targeted Public Distribution System(TPDS), Food Security:Targeted Public Distribution System (Only BPL), ICDS Blocks Operational (Cum.), Anganwadis Functional (Cum.), Area Covered under Plantation (Public and Forest Lands), Seedlings Planted (Public and Forest Lands), Electricity supplied

Poor

Food Security:Antodaya Anna Yojana(AAY), Houses constructed - EWS/LIG, SC Families Assisted, Urban Poor Families Assisted under Seven Point Charter

7. GOA

Very Good

Food Security:Targeted Public Distribution System(TPDS), Food Security:Antodaya Anna Yojana(AAY), Food Security:Targeted Public Distribution System (Only BPL), Houses constructed - IAY, ICDS Blocks Operational (Cum.), Anganwadis Functional (Cum.), Area Covered under Plantation (Public and Forest Lands), Seedlings Planted (Public and Forest Lands), Pumps sets energized, Electricity supplied

Poor

Individual Swarozgaries Assisted - SGSY, SHGs provided income generating activities, SC Families Assisted

8. GUJARAT

Very Good

Individual Swarozgaries Assisted - SGSY, SHGs provided income generating activities, Food Security:Antodaya Anna Yojana(AAY), Food Security:Targeted Public Distribution System (Only BPL), Habitations covered (Partially covered & Slipped back) - NRDWP, SC Families Assisted, ICDS Blocks Operational (Cum.), Anganwadis Functional (Cum.), Urban Poor Families Assisted under Seven Point Charter, Area Covered under Plantation (Public and Forest Lands), Seedlings Planted (Public and Forest Lands), Road Constructed- PMGSY, Electricity supplied

Poor

Food Security:Targeted Public Distribution System(TPDS), Houses constructed - IAY, Houses constructed - EWS/LIG, Coverage of water quality affected habitations - NRDWP, Pumps sets energized

Table - C (Contd..)

9. HARYANA

Very Good

Food Security:Antodaya Anna Yojana(AAY), Food Security:Targeted Public Distribution System (Only BPL), Houses constructed - EWS/LIG, ICDS Blocks Operational (Cum.), Anganwadis Functional (Cum.), Area Covered under Plantation (Public and Forest Lands), Seedlings Planted (Public and Forest Lands), Road Constructed- PMGSY, Pumps sets energized, Electricity supplied

Good

Individual Swarozgaries Assisted - SGSY, Food Security:Targeted Public Distribution System(TPDS), SC Families Assisted

Poor

SHGs provided income generating activities, Houses constructed - IAY, Habitations covered (Partially covered & Slipped back) - NRDWP, Coverage of water quality affected habitations - NRDWP, Urban Poor Families Assisted under Seven Point Charter

10. HIMACHAL PRADESH

Very Good

Individual Swarozgaries Assisted - SGSY, SHGs provided income generating activities, Food Security:Targeted Public Distribution System(TPDS), Food Security:Antodaya Anna Yojana(AAY), Food Security:Targeted Public Distribution System (Only BPL), Habitations covered (Partially covered & Slipped back) - NRDWP, SC Families Assisted, ICDS Blocks Operational (Cum.), Anganwadis Functional (Cum.), Area Covered under Plantation (Public and Forest Lands), Seedlings Planted (Public and Forest Lands), Road Constructed- PMGSY, Villages Electrified - RGGVY, Pumps sets energized, Electricity supplied

Poor

Houses constructed - IAY

11. JAMMU AND KASHMIR

Very Good

Individual Swarozgaries Assisted - SGSY, Food Security:Targeted Public Distribution System(TPDS), Food Security:Antodaya Anna Yojana(AAY), Food Security:Targeted Public Distribution System (Only BPL), Houses constructed - IAY, SC Families Assisted, ICDS Blocks Operational (Cum.), Anganwadis Functional (Cum.), Road Constructed- PMGSY

Poor

SHGs provided income generating activities, Habitations covered (Partially covered & Slipped back) - NRDWP, Coverage of water quality affected habitations - NRDWP, Area Covered under Plantation (Public and Forest Lands), Seedlings Planted (Public and Forest Lands), Villages Electrified - RGGVY, Electricity supplied

12. JHARKHAND

Very Good

Individual Swarozgaries Assisted - SGSY, SHGs provided income generating activities, Food Security:Antodaya Anna Yojana(AAY), Food Security:Targeted Public Distribution System (Only BPL), Houses constructed - IAY, Houses constructed - EWS/LIG, SC Families Assisted, ICDS Blocks Operational (Cum.), Anganwadis Functional (Cum.), Area Covered under Plantation (Public and Forest Lands), Seedlings Planted (Public and Forest Lands), Road Constructed- PMGSY, Electricity supplied

Poor

Food Security:Targeted Public Distribution System(TPDS), Habitations covered (Partially covered & Slipped back) - NRDWP, Coverage of water quality affected habitations - NRDWP, Urban Poor Families Assisted under Seven Point Charter, Villages Electrified - RGGVY, Pumps sets energized

Table - C (Contd..)

13. KARNATAKA

Very Good

Individual Swarozgaries Assisted - SGSY, Food Security:Targeted Public Distribution System(TPDS), Food Security:Antodaya Anna Yojana(AAY), Food Security:Targeted Public Distribution System (Only BPL), Houses constructed - EWS/LIG, Coverage of water quality affected habitations - NRDWP, SC Families Assisted, ICDS Blocks Operational (Cum.), Anganwadis Functional (Cum.), Urban Poor Families Assisted under Seven Point Charter, Area Covered under Plantation (Public and Forest Lands), Seedlings Planted (Public and Forest Lands), Road Constructed- PMGSY, Pumps sets energized, Electricity supplied

Good

Habitations covered (Partially covered & Slipped back) - NRDWP

Poor

SHGs provided income generating activities, Houses constructed - IAY

14. KERALA

Very Good

Individual Swarozgaries Assisted - SGSY, Food Security:Targeted Public Distribution System(TPDS), Food Security:Antodaya Anna Yojana(AAY), Food Security:Targeted Public Distribution System (Only BPL), Houses constructed - IAY, ICDS Blocks Operational (Cum.), Anganwadis Functional (Cum.), Seedlings Planted (Public and Forest Lands), Electricity supplied

Good

SHGs provided income generating activities, SC Families Assisted

Poor

Houses constructed - EWS/LIG, Habitations covered (Partially covered & Slipped back) - NRDWP, Coverage of water quality affected habitations - NRDWP, Urban Poor Families Assisted under Seven Point Charter, Area Covered under Plantation (Public and Forest Lands), Road Constructed- PMGSY, Pumps sets energized

15. MADHYA PRADESH

Very Good

Individual Swarozgaries Assisted - SGSY, SHGs provided income generating activities, Food Security:Targeted Public Distribution System(TPDS), Food Security:Antodaya Anna Yojana(AAY), Food Security:Targeted Public Distribution System (Only BPL), Habitations covered (Partially covered & Slipped back) - NRDWP, Coverage of water quality affected habitations - NRDWP, ICDS Blocks Operational (Cum.), Anganwadis Functional (Cum.), Pumps sets energized

Good

Electricity supplied

Poor

Houses constructed - IAY, Houses constructed - EWS/LIG, SC Families Assisted, Urban Poor Families Assisted under Seven Point Charter, Area Covered under Plantation (Public and Forest Lands), Seedlings Planted (Public and Forest Lands), Road Constructed- PMGSY, Villages Electrified - RGGVY

16. MAHARASHTRA

Very Good

Individual Swarozgaries Assisted - SGSY, SHGs provided income generating activities, Food Security:Antodaya Anna Yojana(AAY), Food Security:Targeted Public Distribution System (Only BPL), SC Families Assisted, ICDS Blocks Operational (Cum.), Urban Poor Families Assisted under Seven Point Charter, Seedlings Planted (Public and Forest Lands), Road Constructed- PMGSY

Good

Food Security:Targeted Public Distribution System(TPDS), Coverage of water quality affected habitations - NRDWP, Anganwadis Functional (Cum.), Area Covered under Plantation (Public and Forest Lands), Electricity supplied

Poor

Houses constructed - IAY, Houses constructed - EWS/LIG, Habitations covered (Partially covered & Slipped back) - NRDWP

Table - C (Contd..)

17. MANIPUR

Very Good

SHGs provided income generating activities, Food Security:Antodaya Anna Yojana(AAY), Food Security:Targeted Public Distribution System (Only BPL), Houses constructed - IAY, ICDS Blocks Operational (Cum.), Anganwadis Functional (Cum.), Area Covered under Plantation (Public and Forest Lands), Seedlings Planted (Public and Forest Lands), Road Constructed- PMGSY, Electricity supplied

Good

Food Security:Targeted Public Distribution System(TPDS), Habitations covered (Partially covered & Slipped back) - NRDWP

Poor

Individual Swarozgaries Assisted - SGSY, Coverage of water quality affected habitations - NRDWP, SC Families Assisted, Villages Electrified - RGGVY

18. MEGHALAYA

Very Good

Food Security:Targeted Public Distribution System(TPDS), Food Security:Antodaya Anna Yojana(AAY), Food Security:Targeted Public Distribution System (Only BPL), ICDS Blocks Operational (Cum.), Anganwadis Functional (Cum.), Area Covered under Plantation (Public and Forest Lands), Seedlings Planted (Public and Forest Lands)

Good

SHGs provided income generating activities

Poor

Individual Swarozgaries Assisted - SGSY, Houses constructed - IAY, Houses constructed - EWS/LIG, Habitations covered (Partially covered & Slipped back) - NRDWP, Coverage of water quality affected habitations - NRDWP, Urban Poor Families Assisted under Seven Point Charter, Road Constructed- PMGSY, Villages Electrified - RGGVY, Electricity supplied

19. MIZORAM

Very Good

Individual Swarozgaries Assisted - SGSY, SHGs provided income generating activities, Food Security:Targeted Public Distribution System(TPDS), Food Security:Antodaya Anna Yojana(AAY), Food Security:Targeted Public Distribution System (Only BPL), Houses constructed - IAY, ICDS Blocks Operational (Cum.), Anganwadis Functional (Cum.), Area Covered under Plantation (Public and Forest Lands), Road Constructed- PMGSY

Good

Villages Electrified - RGGVY, Electricity supplied

Poor

Houses constructed - EWS/LIG, Habitations covered (Partially covered & Slipped back) - NRDWP, Urban Poor Families Assisted under Seven Point Charter, Seedlings Planted (Public and Forest Lands)

20. NAGALAND

Very Good

Individual Swarozgaries Assisted - SGSY, Food Security:Targeted Public Distribution System(TPDS), Food Security:Antodaya Anna Yojana(AAY), Food Security:Targeted Public Distribution System (Only BPL), Houses constructed - IAY, Habitations covered (Partially covered & Slipped back) - NRDWP, ICDS Blocks Operational (Cum.), Anganwadis Functional (Cum.), Villages Electrified - RGGVY, Electricity supplied

Poor

SHGs provided income generating activities, Houses constructed - EWS/LIG, Coverage of water quality affected habitations - NRDWP, Urban Poor Families Assisted under Seven Point Charter, Area Covered under Plantation (Public and Forest Lands), Seedlings Planted (Public and Forest Lands), Road Constructed- PMGSY

Table - C (Contd..)

21. ORISSA

Very Good

Food Security:Targeted Public Distribution System(TPDS), Food Security:Antodaya Anna Yojana(AAY), Food Security:Targeted Public Distribution System (Only BPL), Habitations covered (Partially covered & Slipped back) - NRDWP, Coverage of water quality affected habitations - NRDWP, ICDS Blocks Operational (Cum.), Anganwadis Functional (Cum.), Road Constructed- PMGSY, Pumps sets energized, Electricity supplied

Good

SHGs provided income generating activities, Houses constructed - IAY, Area Covered under Plantation (Public and Forest Lands)

Poor

Individual Swarozgaries Assisted - SGSY, Houses constructed - EWS/LIG, SC Families Assisted, Urban Poor Families Assisted under Seven Point Charter, Seedlings Planted (Public and Forest Lands), Villages Electrified - RGGVY

22. PUDUCHERRY

Very Good

Individual Swarozgaries Assisted - SGSY, SHGs provided income generating activities, Food Security:Antodaya Anna Yojana(AAY), Food Security:Targeted Public Distribution System (Only BPL), ICDS Blocks Operational (Cum.), Anganwadis Functional (Cum.), Urban Poor Families Assisted under Seven Point Charter, Electricity supplied

Good

Pumps sets energized

Poor

Food Security:Targeted Public Distribution System(TPDS), Houses constructed - IAY, Houses constructed - EWS/LIG, SC Families Assisted, Area Covered under Plantation (Public and Forest Lands), Seedlings Planted (Public and Forest Lands)

23. PUNJAB

Very Good

Individual Swarozgaries Assisted - SGSY, Food Security:Targeted Public Distribution System (Only BPL), Houses constructed - IAY, Houses constructed - EWS/LIG, Coverage of water quality affected habitations - NRDWP, ICDS Blocks Operational (Cum.), Anganwadis Functional (Cum.), Area Covered under Plantation (Public and Forest Lands), Seedlings Planted (Public and Forest Lands), Electricity supplied

Good

Food Security:Targeted Public Distribution System(TPDS)

Poor

SHGs provided income generating activities, Food Security:Antodaya Anna Yojana(AAY), Habitations covered (Partially covered & Slipped back) - NRDWP, SC Families Assisted, Urban Poor Families Assisted under Seven Point Charter, Road Constructed- PMGSY, Pumps sets energized

24. RAJASTHAN

Very Good

Individual Swarozgaries Assisted - SGSY, Food Security:Targeted Public Distribution System(TPDS), Food Security:Antodaya Anna Yojana(AAY), Food Security:Targeted Public Distribution System (Only BPL), Habitations covered (Partially covered & Slipped back) - NRDWP, Coverage of water quality affected habitations - NRDWP, SC Families Assisted, ICDS Blocks Operational (Cum.), Anganwadis Functional (Cum.), Area Covered under Plantation (Public and Forest Lands), Seedlings Planted (Public and Forest Lands), Electricity supplied

Good

Houses constructed - EWS/LIG

Poor

SHGs provided income generating activities, Houses constructed - IAY, Urban Poor Families Assisted under Seven Point Charter, Road Constructed- PMGSY, Villages Electrified - RGGVY, Pumps sets energized

Table - C (Contd..)

25. SIKKIM

Very Good

Individual Swarozgaries Assisted - SGSY, Food Security:Targeted Public Distribution System(TPDS), Food Security:Antodaya Anna Yojana(AAY), Food Security:Targeted Public Distribution System (Only BPL), Houses constructed - IAY, ICDS Blocks Operational (Cum.), Anganwadis Functional (Cum.), Area Covered under Plantation (Public and Forest Lands), Seedlings Planted (Public and Forest Lands), Villages Electrified - RGGVY, Electricity supplied

Good

SC Families Assisted

Poor

SHGs provided income generating activities, Habitations covered (Partially covered & Slipped back) - NRDWP, Road Constructed- PMGSY

26. TAMIL NADU

Very Good

Individual Swarozgaries Assisted - SGSY, SHGs provided income generating activities, Food Security:Targeted Public Distribution System(TPDS), Food Security:Antodaya Anna Yojana(AAY), Food Security:Targeted Public Distribution System (Only BPL), SC Families Assisted, ICDS Blocks Operational (Cum.), Anganwadis Functional (Cum.), Road Constructed- PMGSY, Pumps sets energized, Electricity supplied

Poor

Houses constructed - IAY, Houses constructed - EWS/LIG, Habitations covered (Partially covered & Slipped back) - NRDWP, Coverage of water quality affected habitations - NRDWP, Urban Poor Families Assisted under Seven Point Charter, Area Covered under Plantation (Public and Forest Lands), Seedlings Planted (Public and Forest Lands)

27. TRIPURA

Very Good

SHGs provided income generating activities, Food Security:Antodaya Anna Yojana(AAY), Food Security:Targeted Public Distribution System (Only BPL), ICDS Blocks Operational (Cum.), Anganwadis Functional (Cum.), Urban Poor Families Assisted under Seven Point Charter, Area Covered under Plantation (Public and Forest Lands), Seedlings Planted (Public and Forest Lands), Villages Electrified - RGGVY, Electricity supplied

Good

Food Security:Targeted Public Distribution System(TPDS)

Poor

Individual Swarozgaries Assisted - SGSY, Houses constructed - IAY, Houses constructed - EWS/LIG, Coverage of water quality affected habitations - NRDWP, SC Families Assisted, Road Constructed- PMGSY

28. UTTARAKHAND

Very Good

Individual Swarozgaries Assisted - SGSY, SHGs provided income generating activities, Food Security:Targeted Public Distribution System(TPDS), Food Security:Targeted Public Distribution System (Only BPL), Houses constructed - IAY, SC Families Assisted, ICDS Blocks Operational (Cum.), Area Covered under Plantation (Public and Forest Lands), Seedlings Planted (Public and Forest Lands), Road Constructed- PMGSY, Pumps sets energized, Electricity supplied

Good

Food Security:Antodaya Anna Yojana(AAY), Anganwadis Functional (Cum.)

Poor

Houses constructed - EWS/LIG, Habitations covered (Partially covered & Slipped back) - NRDWP, Urban Poor Families Assisted under Seven Point Charter

Table - C (Contd..)

29. UTTAR PRADESH

Very Good

Individual Swarozgaries Assisted - SGSY, SHGs provided income generating activities, Food Security:Targeted Public Distribution System(TPDS), Food Security:Antodaya Anna Yojana(AAY), Food Security:Targeted Public Distribution System (Only BPL), ICDS Blocks Operational (Cum.), Anganwadis Functional (Cum.), Area Covered under Plantation (Public and Forest Lands), Seedlings Planted (Public and Forest Lands), Pumps sets energized, Electricity supplied

Good

SC Families Assisted

Poor

Houses constructed - IAY, Houses constructed - EWS/LIG, Habitations covered (Partially covered & Slipped back) - NRDWP, Coverage of water quality affected habitations - NRDWP, Urban Poor Families Assisted under Seven Point Charter, Road Constructed- PMGSY

30. WEST BENGAL

Very Good

SHGs provided income generating activities, Food Security:Targeted Public Distribution System (Only BPL), Houses constructed - IAY, Habitations covered (Partially covered & Slipped back) - NRDWP, Anganwadis Functional (Cum.), Road Constructed- PMGSY, Pumps sets energized, Electricity supplied

Good

Food Security:Targeted Public Distribution System(TPDS), ICDS Blocks Operational (Cum.), Seedlings Planted (Public and Forest Lands)

Poor

Individual Swarozgaries Assisted - SGSY, Food Security:Antodaya Anna Yojana(AAY), Houses constructed - EWS/LIG, Coverage of water quality affected habitations - NRDWP, SC Families Assisted, Urban Poor Families Assisted under Seven Point Charter, Area Covered under Plantation (Public and Forest Lands)

31. ANDAMAN AND NICOBAR ISLANDS

Very Good

Individual Swarozgaries Assisted - SGSY, SHGs provided income generating activities, ICDS Blocks Operational (Cum.), Anganwadis Functional (Cum.), Area Covered under Plantation (Public and Forest Lands), Seedlings Planted (Public and Forest Lands)

Poor

Food Security:Targeted Public Distribution System(TPDS), Food Security:Antodaya Anna Yojana(AAY), Food Security:Targeted Public Distribution System (Only BPL), Houses constructed - IAY, Electricity supplied

32. CHANDIGARH

Very Good

Food Security:Targeted Public Distribution System(TPDS), ICDS Blocks Operational (Cum.), Anganwadis Functional (Cum.), Area Covered under Plantation (Public and Forest Lands), Seedlings Planted (Public and Forest Lands), Electricity supplied

Good

Food Security:Targeted Public Distribution System (Only BPL), SC Families Assisted

Poor

Food Security:Antodaya Anna Yojana(AAY), Houses constructed - EWS/LIG, Urban Poor Families Assisted under Seven Point Charter

Table - C (Contd..)

33. DADRA AND NAGAR HAVELI

Very Good

Individual Swarozgaries Assisted - SGSY, Food Security:Targeted Public Distribution System(TPDS), Food Security:Antodaya Anna Yojana(AAY), Food Security:Targeted Public Distribution System (Only BPL), Houses constructed - IAY, ICDS Blocks Operational (Cum.), Area Covered under Plantation (Public and Forest Lands), Seedlings Planted (Public and Forest Lands), Electricity supplied

Good

Anganwadis Functional (Cum.)

Poor

SHGs provided income generating activities

34. DAMAN AND DIU

Very Good

Individual Swarozgaries Assisted - SGSY, Food Security:Targeted Public Distribution System(TPDS), Food Security:Targeted Public Distribution System (Only BPL), ICDS Blocks Operational (Cum.), Anganwadis Functional (Cum.), Seedlings Planted (Public and Forest Lands), Electricity supplied

Good

Food Security:Antodaya Anna Yojana(AAY)

Poor

SHGs provided income generating activities, Houses constructed - IAY, Area Covered under Plantation (Public and Forest Lands), Pumps sets energized

35. LAKSHADWEEP

Very Good

Individual Swarozgaries Assisted - SGSY, Food Security:Antodaya Anna Yojana(AAY), ICDS Blocks Operational (Cum.), Anganwadis Functional (Cum.), Area Covered under Plantation (Public and Forest Lands), Seedlings Planted (Public and Forest Lands), Electricity supplied

Poor

SHGs provided income generating activities, Food Security:Targeted Public Distribution System(TPDS), Food Security:Targeted Public Distribution System (Only BPL), Houses constructed - IAY

PART - II

TWENTY POINT PROGRAMME - 2006

ITEM-WISE PERFORMANCE TABLES

Table - 1

Employment generation under the MGNREG Scheme

Sl. No.	State/UT Name	No. of job cards issued (Number)	Employment generated (Number)	Wages given (Rupees)
		April,2011-November,2011	April,2011-November,2011	April,2011-November,2011
(1)	(2)	(3)	(4)	(5)
1	ANDHRA PRADESH	1,96,387	18,42,00,000	25,81,28,00,000
2	ARUNACHAL PRADESH	14136 *	0	0
3	ASSAM	80295 *	1,72,15,000	2,27,02,88,000
4	BIHAR	1,42,082	4,52,30,000	4,75,47,29,000
5	CHHATISGARH	1,40,565 *	7,39,20,000	9,13,97,53,000
6	DELHI	0	0	0
7	GOA	3,929	2,15,680	3,36,41,000
8	GUJARAT	45,218	1,88,71,000	2,10,40,91,000
9	HARYANA	55188 *	54,81,000	1,00,28,85,000
10	HIMACHAL PRADESH	47117 *	1,32,00,000	1,68,66,66,000
11	JAMMU AND KASHMIR	1,15,791	1,43,31,000	1,98,41,57,000
12	JHARKHAND	56,036	3,50,05,862	4,22,29,73,780
13	KARNATAKA	14,823	1,78,86,000	6,50,73,45,000
14	KERALA	5,10,740	2,37,27,268	4,00,70,65,100
15	MADHYA PRADESH	# 1,86,192	8,41,78,000	9,12,32,35,000
16	MAHARASHTRA	4,65,289 *	2,31,41,969	3,89,04,93,000
17	MANIPUR	75911 *	1,79,90,000	2,27,27,01,000
18	MEGHALAYA	54694 *	72,96,000	71,12,61,000
19	MIZORAM	10,648	62,65,150	80,82,04,500
20	NAGALAND	# 17998	1,61,75,000	3,26,88,49,000
21	ORISSA	67,488	2,57,70,000	3,24,41,69,000
22	PUDUCHERRY	916 *	8,06,600	10,26,80,000
23	PUNJAB	39675 *	37,17,000	56,98,33,000
24	RAJASTHAN	# 91130	15,17,18,000	14,42,71,25,000
25	SIKKIM	2606 *	34,72,369	35,42,63,000
26	TAMIL NADU	2,76,696	18,18,02,500	16,13,01,10,000
27	TRIPURA	6285 *	79,03,600	93,99,54,677
28	UTTARAKHAND	23,636	1,23,70,800	1,48,44,92,000
29	UTTAR PRADESH	9,38,792	19,70,62,000	21,54,72,69,000
30	WEST BENGAL	1,67,708	4,69,13,000	6,39,34,31,000
31	ANDAMAN AND NICOBAR ISLANDS	1,835	5,40,429	8,55,39,000
32	CHANDIGARH	0	0	0
33	DADRA AND NAGAR HAVELI	517	4,280	17,21,475
34	DAMAN AND DIU	0	0	0
35	LAKSHADWEEP	671	1,00,511	1,68,28,000
Grand Total		38,50,994	1,23,65,10,018	1,48,89,85,52,532

*Note:- Some of States are reporting cumulative performance since inception but now it has been reconciled with the performance figures supplied by the M/o Rural Development to set performance targets during **April-November,2011**

Previous figure repeated due to wide variation reported by the state

Swaranjayanti Gram Swarojgar Yojana (SGSY)

Individual Swarozgaries Assisted

% Achievement of Target
During April-November, 2011

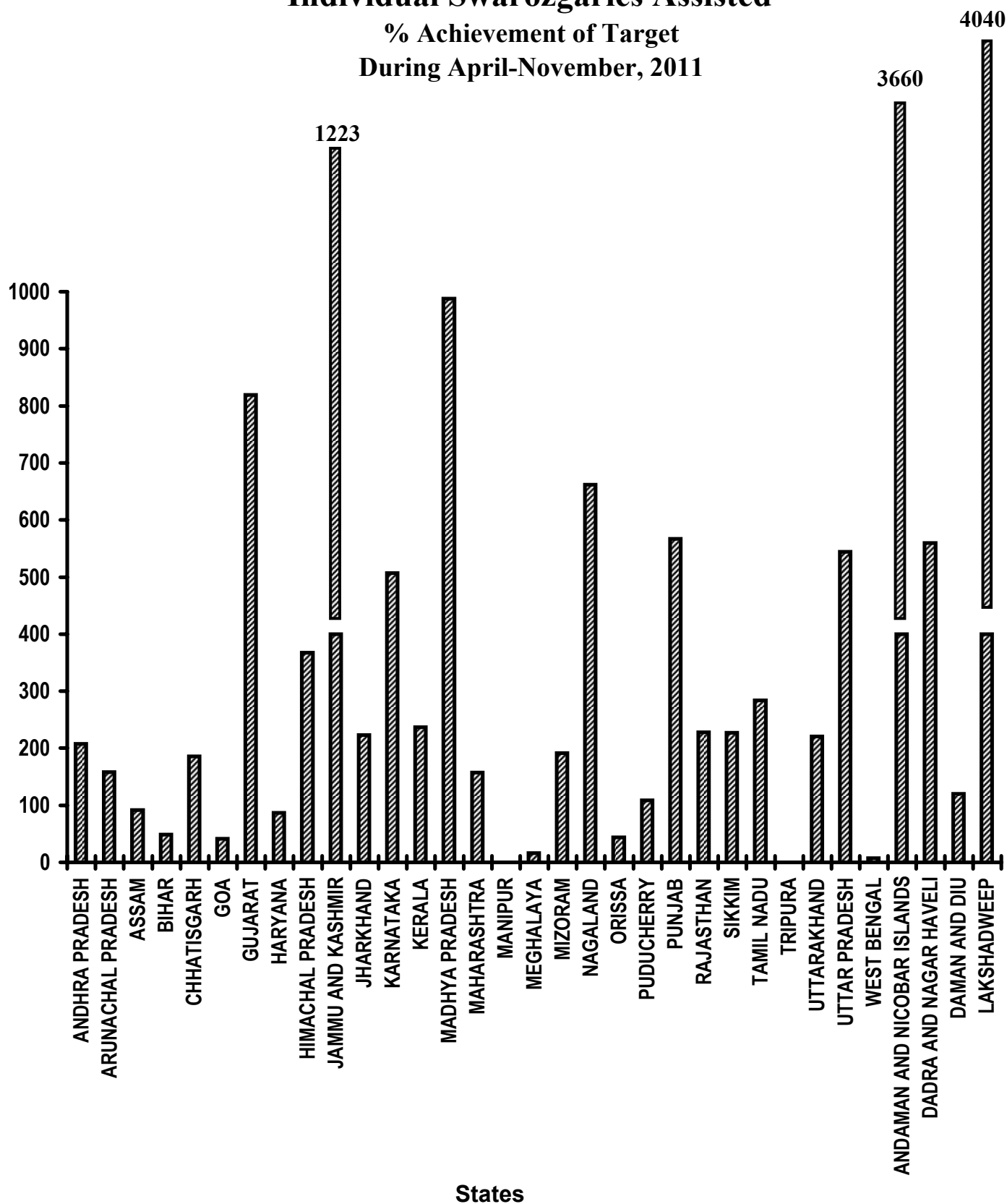


Table - 2(A)

Swaranjayanti Gram Swarojgar Yojana
Individual Swarozgaries Assisted
(Unit: Number)

Sl. No.	State/UT Name	Target		Achievement April,2011- November,2011	Percent Achievement April,2011- November,2011
		2011-2012	April,2011- November,2011		
(1)	(2)	(3)	(4)	(5)	(5)/(4)
1	ANDHRA PRADESH	5,496	3,023	6,294	208
2	ARUNACHAL PRADESH	271	149	236 *	158
3	ASSAM	7,038	3,871	3,574	92
4	BIHAR	13,075	7,192	3,517	49
5	CHHATISGARH	2,905	1,597	2,976	186
6	GOA	82	44	18	41
7	GUJARAT	2,069	1,136	9,301	819
8	HARYANA	1,217	669	583	87
9	HIMACHAL PRADESH	513	282	1,034	367
10	JAMMU AND KASHMIR	634	348	4,256	1,223
11	JHARKHAND	4,930	2,712	6,035	223
12	KARNATAKA	4,151	2,283	# 11571	507
13	KERALA	1,862	1,023	2,426	237
14	MADHYA PRADESH	6,222	3,422	# 33793	988
15	MAHARASHTRA	8,205	4,513	7,065	157
16	MANIPUR	472	258	0	0
17	MEGHALAYA	529	290	47	16
18	MIZORAM	122	68	130 *	191
19	NAGALAND	363	199	1,317	662
20	ORISSA	6,287	3,459	1,529	44
21	PUDUCHERRY	99	55	60	109
22	PUNJAB	592	326	1,848	567
23	RAJASTHAN	3,152	1,733	3,956	228
24	SIKKIM	136	75	170	227
25	TAMIL NADU	4,860	2,673	7,602	284
26	TRIPURA	852	468	0	0
27	UTTARAKHAND	991	545	1,203	221
28	UTTAR PRADESH	18,824	10,354	56,369	544
29	WEST BENGAL	6,987	3,843	256 *	7
30	ANDAMAN AND NICOBAR ISLANDS	9	5	183	3,660
31	DADRA AND NAGAR HAVELI	9	5	28	560
32	DAMAN AND DIU	9	5	6	120
33	LAKSHADWEEP	9	5	202	4,040
Grand Total		1,02,972	56,630	1,67,585	296

Very Good:(90% or above of targets)

ANDHRA PRADESH, ARUNACHAL PRADESH, ASSAM, CHHATISGARH, GUJARAT, HIMACHAL PRADESH, JAMMU AND KASHMIR, JHARKHAND, KARNATAKA, KERALA, MADHYA PRADESH, MAHARASHTRA, MIZORAM, NAGALAND, PUDUCHERRY, PUNJAB, RAJASTHAN, SIKKIM, TAMIL NADU, UTTARAKHAND, UTTAR PRADESH, ANDAMAN AND NICOBAR ISLANDS, DADRA AND NAGAR HAVELI, DAMAN AND DIU, LAKSHADWEEP

Good:(Between 80% to 90% targets)

HARYANA

Poor:(Below 80% of targets)

BIHAR, GOA, MANIPUR, MEGHALAYA, ORISSA, TRIPURA, WEST BENGAL

* Figures furnished by M/o Rural Development

Previous month's figure repeated due to wide variation

Table - 2(B)

Swaranjayanti Gram Swarozgar Yojana

Sl. No.	State/UT Name	Individual SC Swarozgaries Assisted (Number) April,2011-November,2011	Individual ST Swarozgaries Assisted (Number) April,2011-November,2011	Individual Women Swarozgaries Assisted (Number) April,2011-November,2011	Individual Disabled Swarozgaries Assisted (Number) April,2011-November,2011
(1)	(2)	(3)	(4)	(5)	(6)
1	ANDHRA PRADESH	2,657	741	5,869	315
2	ARUNACHAL PRADESH	0	0	0	0
3	ASSAM	395	575	1,170	197
4	BIHAR	1,659	26	811	75
5	CHHATISGARH	440	1,319	293	49
6	GOA	1	5	11	1
7	GUJARAT	3,353	0	1,801	54
8	HARYANA	236	0	241	29
9	HIMACHAL PRADESH	428	138	239	20
10	JAMMU AND KASHMIR	236	355	849	62
11	JHARKHAND	972	3,379	1,014	4
12	KARNATAKA	7,462	2,003	18,343	883
13	KERALA	1,879	193	1,303	270
14	MADHYA PRADESH	12,100	16,276	27,177	1,430
15	MAHARASHTRA	2,032	1,542	1,911	479
16	MANIPUR	0	0	0	0
17	MEGHALAYA	0	47	19	0
18	MIZORAM	0	71	39	4
19	NAGALAND	0	750	527	40
20	ORISSA	352	346	638	108
21	PUDUCHERRY	0	0	0	0
22	PUNJAB	1,309	0	434	19
23	RAJASTHAN	809	1,830	1,363	130
24	SIKKIM	54	440	615	23
25	TAMIL NADU	3,512	289	5,036	3,457
26	TRIPURA	0	0	0	0
27	UTTARAKHAND	1,072	56	182	6
28	UTTAR PRADESH	29,300	149	16,040	726
29	WEST BENGAL	17,634	3,640	47,788	38
30	ANDAMAN AND NICOBAR ISLANDS	0	15	37	1
31	DADRA AND NAGAR HAVELI	0	0	27	1
32	DAMAN AND DIU	0	0	0	0
33	LAKSHADWEEP	202	0	0	0
Grand Total		88,094	34,185	1,33,777	8,421

Table - 3(A)

Self Help Groups (SHG)
(Unit: Number)

		Formed under SGSY (Number) April,2011- November,2011
Sl. No.	State/UT Name	
(1)	(2)	(3)
1	ANDHRA PRADESH	19,233
2	ARUNACHAL PRADESH	0
3	ASSAM	11,698
4	BIHAR	10,052
5	CHHATISGARH	2,136
6	DELHI	0
7	GOA	25
8	GUJARAT	3,521
9	HARYANA	1,468
10	HIMACHAL PRADESH	561
11	JAMMU AND KASHMIR	951
12	JHARKHAND	10,784
13	KARNATAKA	10,150
14	KERALA	1,616
15	MADHYA PRADESH	7,050
16	MAHARASHTRA	6,381
17	MANIPUR	230
18	MEGHALAYA	398
19	MIZORAM	81
20	NAGALAND	439
21	ORISSA	8,661
22	PUDUCHERRY	130
23	PUNJAB	571
24	RAJASTHAN	1,518
25	SIKKIM	80
26	TAMIL NADU	25,862
27	TRIPURA	1,327
28	UTTARAKHAND	3,332
29	UTTAR PRADESH	42,034
30	WEST BENGAL	19,326
31	ANDAMAN AND NICOBAR ISLANDS	61
32	CHANDIGARH	0
33	DADRA AND NAGAR HAVELI	0
34	DAMAN AND DIU	0
35	LAKSHADWEEP	0
Grand Total		1,89,676

Self Help Groups (SHG)

To whom income generating activities provided

% Achievement of Target
During April-November, 2011

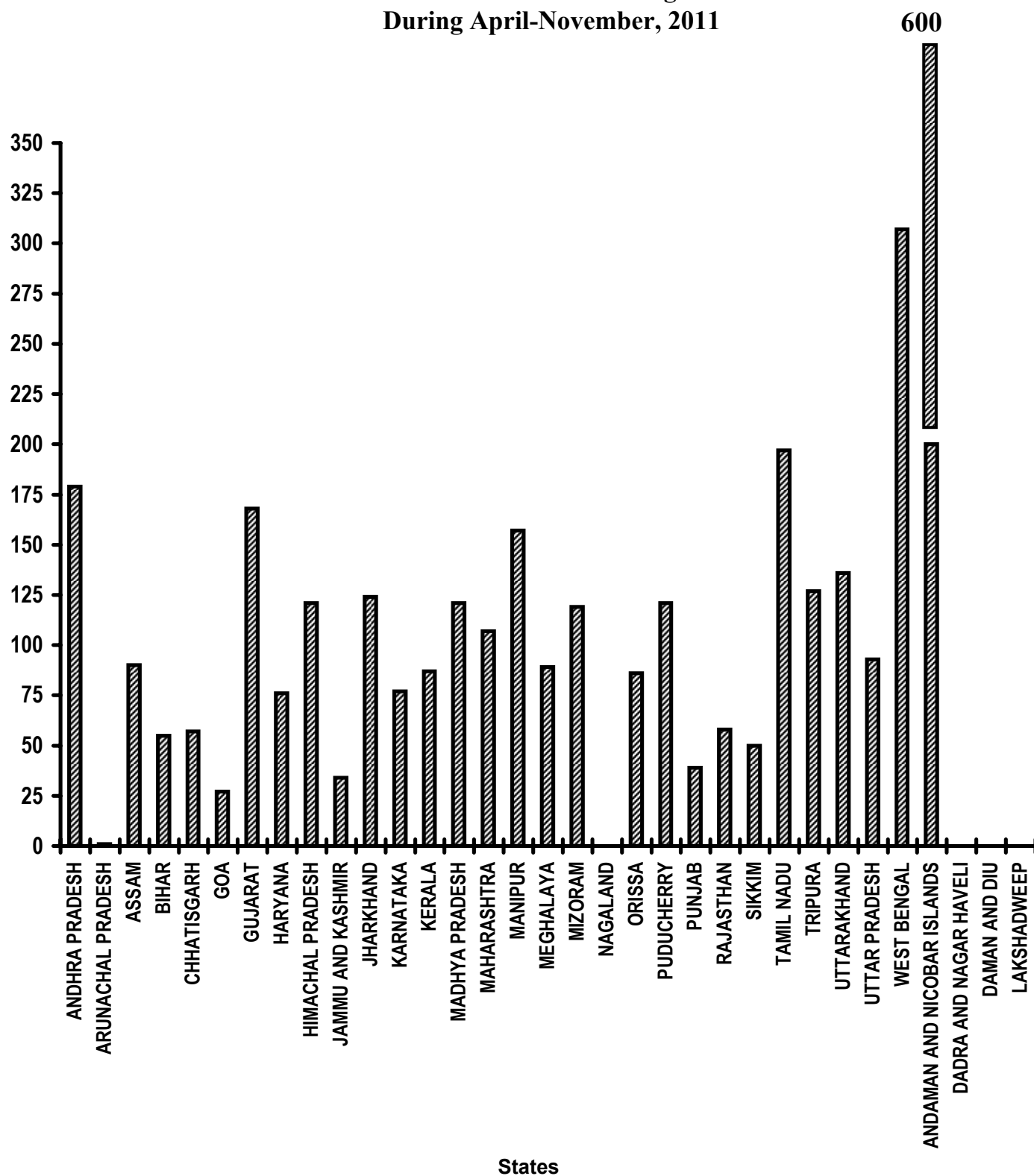


Table - 3(B)

Self Help Groups (SHG)
To whom income generating activities provided
(Unit: Number)

Sl. No.	State/UT Name	Target		Achievement April,2011- November,2011	Percent Achievement April,2011- November,2011
		2011-2012	April,2011- November,2011		
(1)	(2)	(3)	(4)	(5)	(5)/(4)
1	ANDHRA PRADESH	10,025	5,513	9,863	179
2	ARUNACHAL PRADESH	494	270	2 *	1
3	ASSAM	12,838	7,059	6,326	90
4	BIHAR	23,849	13,114	7,271	55
5	CHHATISGARH	5,298	2,912	1,666	57
6	GOA	155	85	23	27
7	GUJARAT	3,773	2,075	3,493	168
8	HARYANA	2,221	1,221	931	76
9	HIMACHAL PRADESH	935	514	622	121
10	JAMMU AND KASHMIR	1,157	635	213	34
11	JHARKHAND	8,992	4,944	6,133	124
12	KARNATAKA	7,571	4,164	3,222	77
13	KERALA	3,397	1,866	1,628	87
14	MADHYA PRADESH	11,349	6,240	7,535	121
15	MAHARASHTRA	14,965	8,230	8,820	107
16	MANIPUR	861	472	743	157
17	MEGHALAYA	964	528	472	89
18	MIZORAM	223	121	144 *	119
19	NAGALAND	661	363	0	0
20	ORISSA	11,467	6,304	5,422	86
21	PUDUCHERRY	180	99	120	121
22	PUNJAB	1,079	591	230	39
23	RAJASTHAN	5,749	3,159	1,829	58
24	SIKKIM	248	135	67	50
25	TAMIL NADU	8,865	4,875	9,626	197
26	TRIPURA	1,554	854	1,083	127
27	UTTARAKHAND	1,808	995	1,357	136
28	UTTAR PRADESH	34,336	18,883	17,549	93
29	WEST BENGAL	12,743	7,008	21,545	307
30	ANDAMAN AND NICOBAR ISLANDS	16	8	48	600
31	DADRA AND NAGAR HAVELI	16	8	0	0
32	DAMAN AND DIU	16	8	0	0
33	LAKSHADWEEP	16	8	0	0
Grand Total		1,87,821	1,03,261	1,17,983	114

Very Good:(90% or above of targets)

ANDHRA PRADESH, ASSAM, GUJARAT, HIMACHAL PRADESH, JHARKHAND, MADHYA PRADESH, MAHARASHTRA, MANIPUR, MIZORAM, PUDUCHERRY, TAMIL NADU, TRIPURA, UTTARAKHAND, UTTAR PRADESH, WEST BENGAL, ANDAMAN AND NICOBAR ISLANDS

Good:(Between 80% to 90% targets)

KERALA, MEGHALAYA, ORISSA

Poor:(Below 80% of targets)

ARUNACHAL PRADESH, BIHAR, CHHATISGARH, GOA, HARYANA, JAMMU AND KASHMIR, KARNATAKA, NAGALAND, PUNJAB, RAJASTHAN, SIKKIM, DADRA AND NAGAR HAVELI, DAMAN AND DIU, LAKSHADWEEP

* Figures furnished by M/o Rural Development

Table - 4(A)

**Distribution of waste land to the landless
(Unit: Hectare)**

		Total Land Distributed (Hectare) April,2011- November,2011
Sl. No.	State/UT Name	
(1)	(2)	(3)
1	ANDHRA PRADESH	467
2	ARUNACHAL PRADESH	0
3	ASSAM	0
4	BIHAR	100
5	CHHATISGARH	0
6	DELHI	0
7	GOA	0
8	GUJARAT	0
9	HARYANA	0
10	JAMMU AND KASHMIR	0
11	JHARKHAND	311
12	KARNATAKA	0
13	KERALA	0
14	MADHYA PRADESH	0
15	MAHARASHTRA	0
16	MANIPUR	0
17	MEGHALAYA	0
18	MIZORAM	0
19	NAGALAND	0
20	ORISSA	123
21	PUDUCHERRY	0
22	PUNJAB	0
23	RAJASTHAN	0
24	SIKKIM	4
25	TAMIL NADU	0
26	TRIPURA	0
27	UTTARAKHAND	0
28	UTTAR PRADESH	1,812
29	WEST BENGAL	0
30	ANDAMAN AND NICOBAR ISLANDS	0
31	CHANDIGARH	0
32	DADRA AND NAGAR HAVELI	0
33	DAMAN AND DIU	0
34	LAKSHADWEEP	0
Grand Total		2,817

Table - 4(B)

Distribution of waste land to the landless

		Land Distributed to SC (Hectare) April,2011- November,2011	Land Distributed to ST (Hectare) April,2011- November,2011	Land Distributed to Others (Hectare) April,2011- November,2011
Sl. No.	State/UT Name	(3)	(4)	(5)
1	ANDHRA PRADESH	85	102	279
2	ARUNACHAL PRADESH	0	0	0
3	ASSAM	0	0	0
4	BIHAR	94	3	2
5	CHHATISGARH	0	0	0
6	DELHI	0	0	0
7	GOA	0	0	0
8	GUJARAT	0	0	0
9	HARYANA	0	0	0
10	JAMMU AND KASHMIR	0	0	0
11	JHARKHAND	38	33	28
12	KARNATAKA	0	0	0
13	KERALA	0	0	0
14	MADHYA PRADESH	0	0	0
15	MAHARASHTRA	0	0	0
16	MANIPUR	0	0	0
17	MEGHALAYA	0	0	0
18	MIZORAM	0	0	0
19	NAGALAND	0	0	0
20	ORISSA	32	48	43
21	PUDUCHERRY	0	0	0
22	PUNJAB	0	0	0
23	RAJASTHAN	0	0	0
24	SIKKIM	0	2	2
25	TAMIL NADU	0	0	0
26	TRIPURA	0	0	0
27	UTTARAKHAND	0	0	0
28	UTTAR PRADESH	1,623	0	189
29	WEST BENGAL	0	0	0
30	ANDAMAN AND NICOBAR ISLANDS	0	0	0
31	CHANDIGARH	0	0	0
32	DADRA AND NAGAR HAVELI	0	0	0
33	DAMAN AND DIU	0	0	0
34	LAKSHADWEEP	0	0	0
Grand Total		1,872	188	543

Table - 5(A)

Minimum Wages Enforcement (including Farm Labour)

Sl. No.		Agriculture and Farm Workers: Inspections made (Number) April,2011- November,2011	Agriculture and Farm Workers: Irregularities detected (Number) April,2011- November,2011	Agriculture and Farm Workers: Irregularities rectified (Number) April,2011- November,2011
(1)	(2)	(3)	(4)	(5)
1	ANDHRA PRADESH	0	0	0
2	ARUNACHAL PRADESH	0	0	0
3	ASSAM	0	0	0
4	BIHAR	13,742	2,736	2,767
5	CHHATISGARH	0	0	0
6	DELHI	0	0	0
7	GOA	898	12	6
8	GUJARAT	46,750	3,160	3,442
9	HARYANA	0	0	0
10	HIMACHAL PRADESH	0	0	0
11	JAMMU AND KASHMIR	0	0	0
12	JHARKHAND	5,220	522	379
13	KARNATAKA	0	0	0
14	KERALA	0	0	27
15	MADHYA PRADESH	0	0	0
16	MAHARASHTRA	0	0	0
17	MANIPUR	468	12	6
18	MEGHALAYA	0	0	0
19	MIZORAM	0	0	0
20	NAGALAND	0	0	0
21	ORISSA	0	0	0
22	PUDUCHERRY	0	0	0
23	PUNJAB	0	0	0
24	RAJASTHAN	1,364	2	1
25	SIKKIM	0	0	0
26	TAMIL NADU	0	0	0
27	TRIPURA	0	0	0
28	UTTARAKHAND	0	0	0
29	UTTAR PRADESH	0	0	0
30	WEST BENGAL	0	0	0
31	ANDAMAN AND NICOBAR ISLANDS	0	0	0
32	CHANDIGARH	0	0	0
33	DADRA AND NAGAR HAVELI	5	0	0
34	DAMAN AND DIU	0	0	0
35	LAKSHADWEEP	0	0	0
Grand Total		68,447	6,444	6,628

Table - 5(B)

**Minimum Wages Enforcement (including Farm Labour)
(Unit: Number)**

Sl. State/UT No. Name		Agriculture and Farm Workers: Claims filed (Number) April,2011- November,2011	Agriculture and Farm Workers: Claims settled (Number) April,2011- November,2011
(1)	(2)	(3)	(4)
1	ANDHRA PRADESH	0	0
2	ARUNACHAL PRADESH	0	0
3	ASSAM	0	0
4	BIHAR	822	883
5	CHHATISGARH	0	0
6	DELHI	0	0
7	GOA	1	0
8	GUJARAT	0	0
9	HARYANA	0	0
10	HIMACHAL PRADESH	0	0
11	JAMMU AND KASHMIR	0	0
12	JHARKHAND	4,447	30
13	KARNATAKA	0	0
14	KERALA	0	0
15	MADHYA PRADESH	0	0
16	MAHARASHTRA	0	0
17	MANIPUR	0	0
18	MEGHALAYA	0	0
19	MIZORAM	0	0
20	NAGALAND	0	0
21	ORISSA	0	0
22	PUDUCHERRY	0	0
23	PUNJAB	0	0
24	RAJASTHAN	2	6
25	SIKKIM	0	0
26	TAMIL NADU	0	0
27	TRIPURA	0	0
28	UTTARAKHAND	0	0
29	UTTAR PRADESH	0	0
30	WEST BENGAL	0	0
31	ANDAMAN AND NICOBAR ISLANDS	0	0
32	CHANDIGARH	0	0
33	DADRA AND NAGAR HAVELI	1	0
34	DAMAN AND DIU	0	0
35	LAKSHADWEEP	0	0
Grand Total		5,273	919

Table - 5(C)

Minimum Wages Enforcement (including Farm Labour)

Sl. No.	State/UT Name	Agriculture and Farm Workers: Prosecution cases Pending (Number) April,2011-November,2011	Agriculture and Farm Workers: Prosecution cases filed (Number) April,2011-November,2011	Agriculture and Farm Workers: Prosecution cases decided (Number) April,2011-November,2011
		(3)	(4)	(5)
1	ANDHRA PRADESH	0	0	0
2	ARUNACHAL PRADESH	0	0	0
3	ASSAM	0	0	0
4	BIHAR	401	0	0
5	CHHATISGARH	0	0	0
6	DELHI	0	0	0
7	GOA	0	4	0
8	GUJARAT	6,720	33	107
9	HARYANA	0	0	0
10	HIMACHAL PRADESH	0	0	0
11	JAMMU AND KASHMIR	0	0	0
12	JHARKHAND	20	7	0
13	KARNATAKA	0	0	0
14	KERALA	0	0	0
15	MADHYA PRADESH	0	0	0
16	MAHARASHTRA	0	0	0
17	MANIPUR	0	0	0
18	MEGHALAYA	0	0	0
19	MIZORAM	0	0	0
20	NAGALAND	0	0	0
21	ORISSA	0	0	0
22	PUDUCHERRY	0	0	0
23	PUNJAB	0	0	0
24	RAJASTHAN	1	0	0
25	SIKKIM	0	0	0
26	TAMIL NADU	0	0	0
27	TRIPURA	0	0	0
28	UTTARAKHAND	0	0	0
29	UTTAR PRADESH	0	0	0
30	WEST BENGAL	0	0	0
31	ANDAMAN AND NICOBAR ISLANDS	0	0	0
32	CHANDIGARH	0	0	0
33	DADRA AND NAGAR HAVELI	0	1	0
34	DAMAN AND DIU	0	0	0
35	LAKSHADWEEP	0	0	0
Grand Total		7,142	45	107

Food Security: Targeted Public Distribution System (APL+BPL+AAY)

Off take

% Achievement of Target
During April-November, 2011

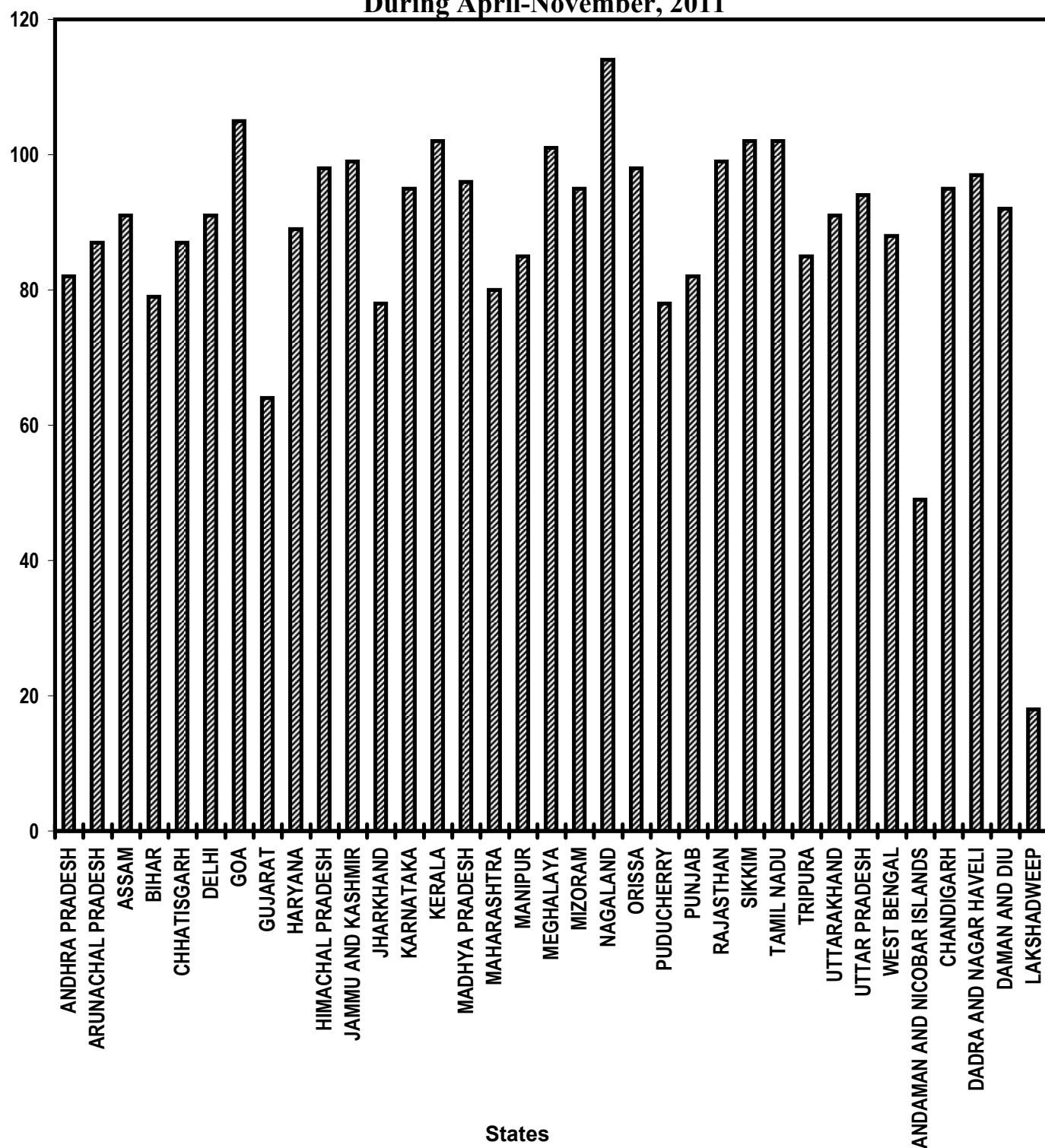


Table - 6(A)

Food security-Targeted Public Distribution system (APL+BPL+AAY)

Sl. No.	State/UT Name	Allocation of Food Grains (Tonnes)	Off take (Tonnes) *	Percentage of offtake w.r.t. Allocation of Food Grains
		April,2011- November,2011	April,2011- November,2011	
(1)	(2)	(3)	(4)	(5)
1	ANDHRA PRADESH	24,63,980	20,08,863	82
2	ARUNACHAL PRADESH	67,704	59,101	87
3	ASSAM	11,77,804	10,67,481	91
4	BIHAR	24,15,688	19,16,605	79
5	CHHATISGARH	8,04,048	7,03,489	87
6	DELHI	3,98,218	3,60,854	91
7	GOA	39,304	41,196	105
8	GUJARAT	13,23,702	8,41,706	64
9	HARYANA	4,80,418	4,26,305	89
10	HIMACHAL PRADESH	3,43,166	3,34,668	98
11	JAMMU AND KASHMIR	5,04,536	5,01,306	99
12	JHARKHAND	8,86,148	6,88,175	78
13	KARNATAKA	15,70,070	14,84,788	95
14	KERALA	9,40,778	9,60,569	102
15	MADHYA PRADESH	17,68,564	16,91,598	96
16	MAHARASHTRA	30,60,766	24,46,956	80
17	MANIPUR	1,03,462	87,523	85
18	MEGHALAYA	1,18,836	1,19,487	101
19	MIZORAM	46,760	44,555	95
20	NAGALAND	84,584	96,024	114
21	ORISSA	14,11,714	13,83,608	98
22	PUDUCHERRY	38,808	30,222	78
23	PUNJAB	5,38,108	4,41,508	82
24	RAJASTHAN	13,88,640	13,78,891	99
25	SIKKIM	29,510	30,198	102
26	TAMIL NADU	24,81,888	25,24,561	102
27	TRIPURA	2,06,954	1,76,431	85
28	UTTARAKHAND	3,31,038	3,01,640	91
29	UTTAR PRADESH	46,91,050	44,26,621	94
30	WEST BENGAL	24,78,022	21,71,683	88
31	ANDAMAN AND NICOBAR ISLANDS	22,680	11,012	49
32	CHANDIGARH	22,720	21,649	95
33	DADRA AND NAGAR HAVELI	6,796	6,617	97
34	DAMAN AND DIU	3,546	3,270	92
35	LAKSHADWEEP	3,080	560	18
Grand Total		3,22,53,090	2,87,89,720	89

Very Good:(90% or above of targets)

ASSAM, DELHI, GOA, HIMACHAL PRADESH, JAMMU AND KASHMIR, KARNATAKA, KERALA, MADHYA PRADESH, MEGHALAYA, MIZORAM, NAGALAND, ORISSA, RAJASTHAN, SIKKIM, TAMIL NADU, UTTARAKHAND, UTTAR PRADESH, CHANDIGARH, DADRA AND NAGAR HAVELI, DAMAN AND DIU

Good:(Between 80% to 90% targets)

ANDHRA PRADESH, ARUNACHAL PRADESH, CHHATISGARH, HARYANA, MAHARASHTRA, MANIPUR, PUNJAB, TRIPURA, WEST BENGAL

Poor:(Below 80% of targets)

BIHAR, GUJARAT, JHARKHAND, PUDUCHERRY, ANDAMAN AND NICOBAR ISLANDS, LAKSHADWEEP

* Offtake figures are provisional, subject to confirmation from FCI

Food Security: Targeted Public Distribution System (Only Antyodaya Anna Yojana)

Off take

% Achievement of Target
During April-November, 2011

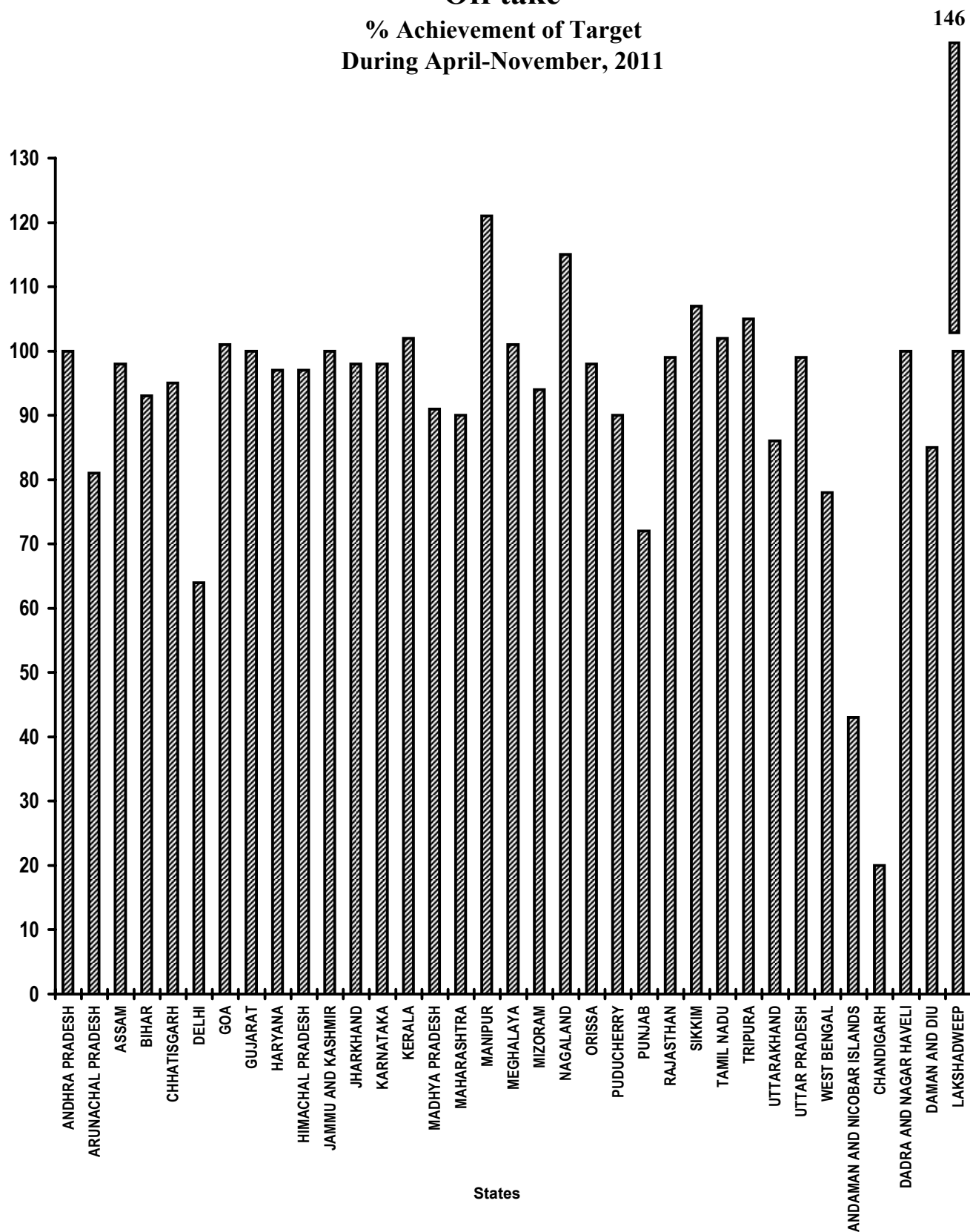


Table - 6(B)

Food security-Targeted Public Distribution system (only AAY)

Sl. No.	State/UT Name	Allocation of Food Grains (Tonnes)	Off take (Tonnes) *	Percentage of offtake w.r.t. Allocation of Food Grains
		April,2011- November,2011	April,2011- November,2011	
(1)	(2)	(3)	(4)	(5)
1	ANDHRA PRADESH	4,36,192	4,36,219	100
2	ARUNACHAL PRADESH	10,648	8,648	81
3	ASSAM	1,97,128	1,94,168	98
4	BIHAR	7,00,280	6,53,772	93
5	CHHATISGARH	2,01,296	1,91,566	95
6	DELHI	42,056	26,975	64
7	GOA	4,072	4,124	101
8	GUJARAT	2,26,720	2,26,807	100
9	HARYANA	81,880	79,652	97
10	HIMACHAL PRADESH	55,160	53,554	97
11	JAMMU AND KASHMIR	71,592	71,709	100
12	JHARKHAND	2,57,016	2,51,019	98
13	KARNATAKA	3,35,928	3,30,475	98
14	KERALA	1,66,840	1,70,172	102
15	MADHYA PRADESH	4,42,840	4,03,186	91
16	MAHARASHTRA	6,89,920	6,24,357	90
17	MANIPUR	17,816	21,577	121
18	MEGHALAYA	19,656	19,821	101
19	MIZORAM	7,280	6,831	94
20	NAGALAND	13,312	15,312	115
21	ORISSA	3,54,080	3,47,412	98
22	PUDUCHERRY	9,032	8,096	90
23	PUNJAB	50,240	36,326	72
24	RAJASTHAN	2,60,992	2,58,924	99
25	SIKKIM	4,624	4,940	107
26	TAMIL NADU	5,22,096	5,34,856	102
27	TRIPURA	31,680	33,295	105
28	UTTARAKHAND	53,456	46,039	86
29	UTTAR PRADESH	11,46,320	11,39,776	99
30	WEST BENGAL	4,14,456	3,21,794	78
31	ANDAMAN AND NICOBAR ISLANDS	1,200	514	43
32	CHANDIGARH	416	85	20
33	DADRA AND NAGAR HAVELI	1,464	1,464	100
34	DAMAN AND DIU	424	361	85
35	LAKSHADWEEP	336	490	#146
Grand Total		68,28,448	65,24,316	96

Very Good:(90% or above of targets)

ANDHRA PRADESH, ASSAM, BIHAR, CHHATISGARH, GOA, GUJARAT, HARYANA, HIMACHAL PRADESH, JAMMU AND KASHMIR, JHARKHAND, KARNATAKA, KERALA, MADHYA PRADESH, MAHARASHTRA, MANIPUR, MEGHALAYA, MIZORAM, NAGALAND, ORISSA, PUDUCHERRY, RAJASTHAN, SIKKIM, TAMIL NADU, TRIPURA, UTTAR PRADESH, DADRA AND NAGAR HAVELI, LAKSHADWEEP

Good:(Between 80% to 90% targets)

ARUNACHAL PRADESH, UTTARAKHAND, DAMAN AND DIU

Poor:(Below 80% of targets)

DELHI, PUNJAB, WEST BENGAL, ANDAMAN AND NICOBAR ISLANDS, CHANDIGARH

* Offtake figures are provisional, subject to confirmation from FCI

Offtake figures are high due to inclusion of backlog stock of previous year as clarified by the Nodal Ministry

Food Security: Targeted Public Distribution System (Only BPL)

Off take

% Achievement of Target
During April-November, 2011

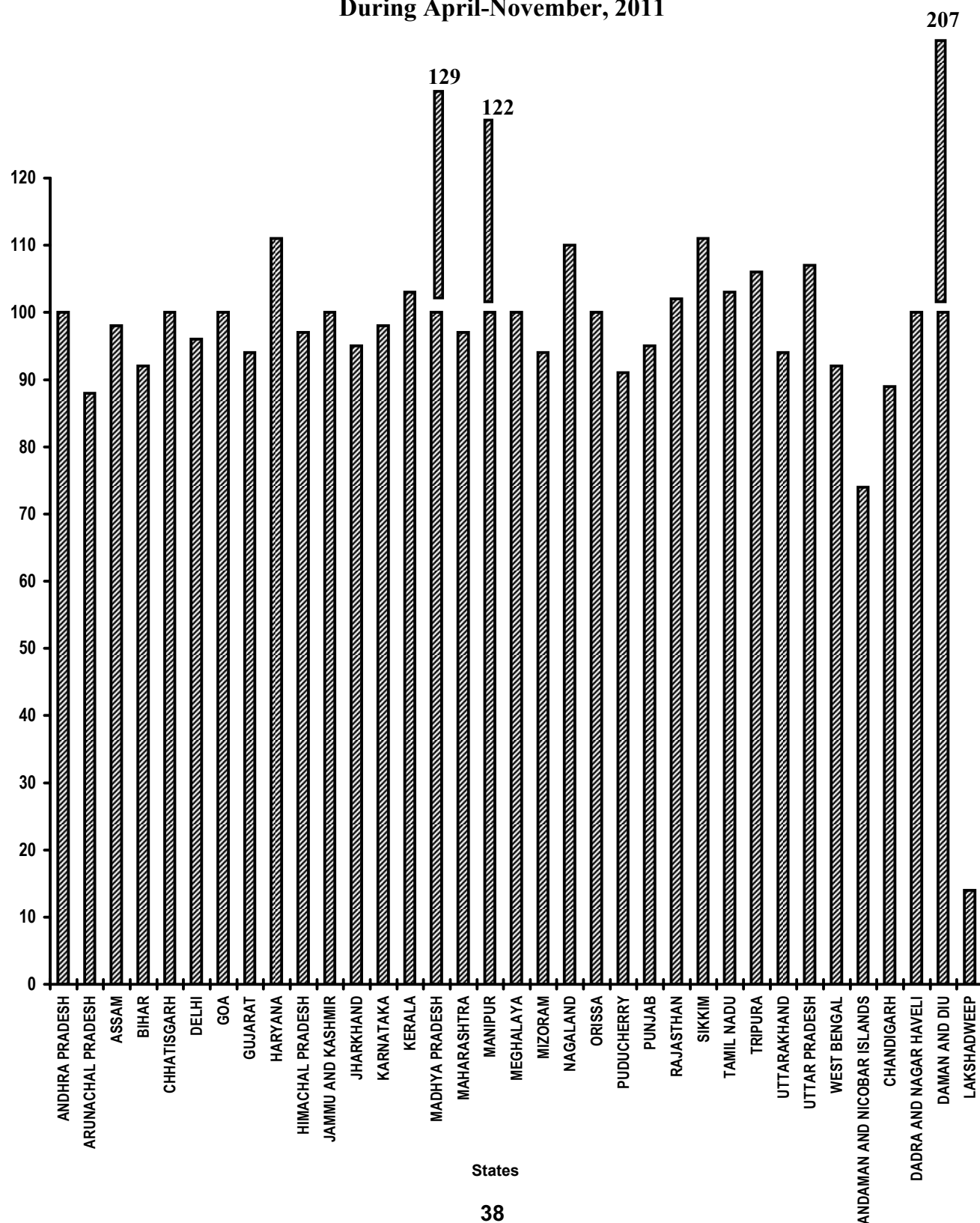


Table - 6(C)

Food Security - Targeted Public Distribution System (Only BPL)

Sl. No.	State/UT Name	Allocation of Food		Percentage of offtake w.r.t. Allocation of Food Grains
		Grains (Tonnes) April,2011- November,2011	Off take * (Tonnes) April,2011- November,2011	
(1)	(2)	(3)	(4)	(5)
1	ANDHRA PRADESH	7,01,392	7,00,443	100
2	ARUNACHAL PRADESH	17,016	14,946	88
3	ASSAM	3,16,816	3,10,638	98
4	BIHAR	11,26,248	10,30,716	92
5	CHHATISGARH	3,23,792	3,22,365	100
6	DELHI	72,464	69,438	96
7	GOA	3,688	3,688	100
8	GUJARAT	3,66,912	3,46,665	94
9	HARYANA	1,39,048	1,54,370	111
10	HIMACHAL PRADESH	88,760	86,016	97
11	JAMMU AND KASHMIR	1,34,464	1,34,292	100
12	JHARKHAND	4,13,312	3,94,142	95
13	KARNATAKA	5,40,256	5,28,258	98
14	KERALA	2,68,232	2,75,054	103
15	MADHYA PRADESH	7,12,144	9,15,957	#129
16	MAHARASHTRA	11,39,616	11,09,970	97
17	MANIPUR	28,672	34,842	122
18	MEGHALAYA	31,584	31,521	100
19	MIZORAM	11,760	11,060	94
20	NAGALAND	21,408	23,500	110
21	ORISSA	7,77,048	7,78,112	100
22	PUDUCHERRY	14,376	13,016	91
23	PUNJAB	80,784	76,508	95
24	RAJASTHAN	4,19,688	4,26,648	102
25	SIKKIM	7,536	8,333	111
26	TAMIL NADU	8,39,488	8,66,839	103
27	TRIPURA	50,920	54,112	106
28	UTTARAKHAND	85,992	81,223	94
29	UTTAR PRADESH	18,43,800	19,80,275	107
30	WEST BENGAL	10,35,720	9,52,807	92
31	ANDAMAN AND NICOBAR ISLANDS	3,560	2,623	74
32	CHANDIGARH	2,504	2,240	89
33	DADRA AND NAGAR HAVELI	3,352	3,341	100
34	DAMAN AND DIU	696	1,438	#207
35	LAKSHADWEEP	504	70	14
Grand Total		1,16,23,552	1,17,45,466	101

Very Good:(90% or above of targets)

ANDHRA PRADESH, ASSAM, BIHAR, CHHATISGARH, DELHI, GOA, GUJARAT, HARYANA, HIMACHAL PRADESH, JAMMU AND KASHMIR, JHARKHAND, KARNATAKA, KERALA, MADHYA PRADESH, MAHARASHTRA, MANIPUR, MEGHALAYA, MIZORAM, NAGALAND, ORISSA, PUDUCHERRY, PUNJAB, RAJASTHAN, SIKKIM, TAMIL NADU, TRIPURA, UTTARAKHAND, UTTAR PRADESH, WEST BENGAL, DADRA AND NAGAR HAVELI, DAMAN AND DIU

Good:(Between 80% to 90% targets)

ARUNACHAL PRADESH, CHANDIGARH

Poor:(Below 80% of targets)

ANDAMAN AND NICOBAR ISLANDS, LAKSHADWEEP

* Offtake figures are provisional, subject to confirmation from FCI

Offtake figures are high due to inclusion of backlog stock of previous year as clarified by the Nodal Ministry

Rural Housing - Indira Awaas Yojana

Houses constructed

% Achievement of Target

During April-November, 2011

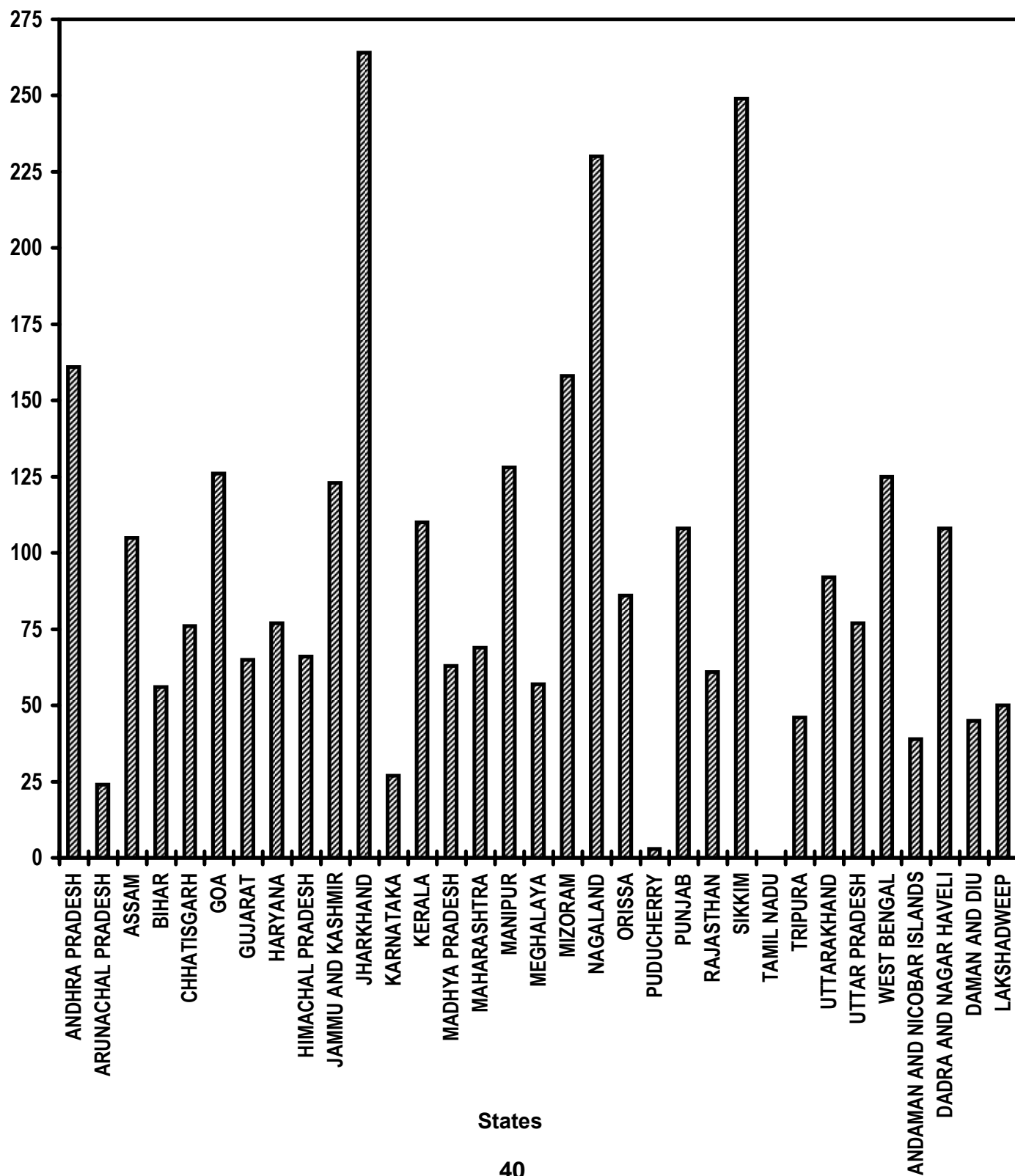


Table - 7

Rural Housing - Indira Awaas Yojana
Houses constructed
(Unit: Number)

Sl. No.	State/UT Name	Target		Achievement April,2011- November,2011	Percent Achievement April,2011- November,2011
		2011-2012	April,2011- November,2011		
(1)	(2)	(3)	(4)	(5)	(5)/(4)
1	ANDHRA PRADESH	2,49,013	1,16,206	1,86,998	161
2	ARUNACHAL PRADESH	7,548	3,522	862 *	24
3	ASSAM	1,66,913	67,891	71,573	105
4	BIHAR	7,37,486	3,44,159	1,93,241	56
5	CHHATISGARH	37,466	17,483	13,223	76
6	GOA	1,547	722	907	126
7	GUJARAT	1,23,168	57,467	37,078	65
8	HARYANA	17,293	8,069	6,199	77
9	HIMACHAL PRADESH	5,659	2,639	1,737	66
10	JAMMU AND KASHMIR	17,578	8,201	10,101	123
11	JHARKHAND	63,477	29,621	78,271	264
12	KARNATAKA	96,760	45,154	12,114	27
13	KERALA	53,808	25,110	27,686	110
14	MADHYA PRADESH	76,135	35,526	22,453	63
15	MAHARASHTRA	1,51,063	70,493	48,541	69
16	MANIPUR	6,552	3,057	3,925	128
17	MEGHALAYA	11,412	5,325	3,032	57
18	MIZORAM	2,432	1,134	1795 *	158
19	NAGALAND	7,552	3,522	8,083	230
20	ORISSA	1,42,082	66,304	57,196	86
21	PUDUCHERRY	1,190	555	16	3
22	PUNJAB	21,386	9,979	10,826	108
23	RAJASTHAN	61,894	28,882	17,696	61
24	SIKKIM	1,444	672	1,670	249
25	TAMIL NADU	1,00,553	46,922	212 *	0
26	TRIPURA	14,704	6,860	3180 *	46
27	UTTARAKHAND	15,488	7,227	6,654	92
28	UTTAR PRADESH	3,32,804	1,55,307	1,19,447	77
29	WEST BENGAL	1,99,176	92,948	# 1,16,278	125
30	ANDAMAN AND NICOBAR ISLANDS	2,389	1,114	440	39
31	DADRA AND NAGAR HAVELI	398	199	215	108
32	DAMAN AND DIU	178	82	37	45
33	LAKSHADWEEP	154	70	35	50
Grand Total		27,26,702	12,62,422	10,61,721	84

Very Good:(90% or above of targets)

ANDHRA PRADESH, ASSAM, GOA, JAMMU AND KASHMIR, JHARKHAND, KERALA, MANIPUR, MIZORAM, NAGALAND, PUNJAB, SIKKIM, UTTARAKHAND, WEST BENGAL, DADRA AND NAGAR HAVELI

Good:(Between 80% to 90% targets)

ORISSA

Poor:(Below 80% of targets)

ARUNACHAL PRADESH, BIHAR, CHHATISGARH, GUJARAT, HARYANA, HIMACHAL PRADESH, KARNATAKA, MADHYA PRADESH, MAHARASHTRA, MEGHALAYA, PUDUCHERRY, RAJASTHAN, TAMIL NADU, TRIPURA, UTTAR PRADESH, ANDAMAN AND NICOBAR ISLANDS, DAMAN AND DIU, LAKSHADWEEP

* Figures supplied by M/o Rural Development

Figure repaired due to wide variation

EWS/LIG Houses in Urban Areas

Houses constructed
% Achievement of Target
During April-November, 2011

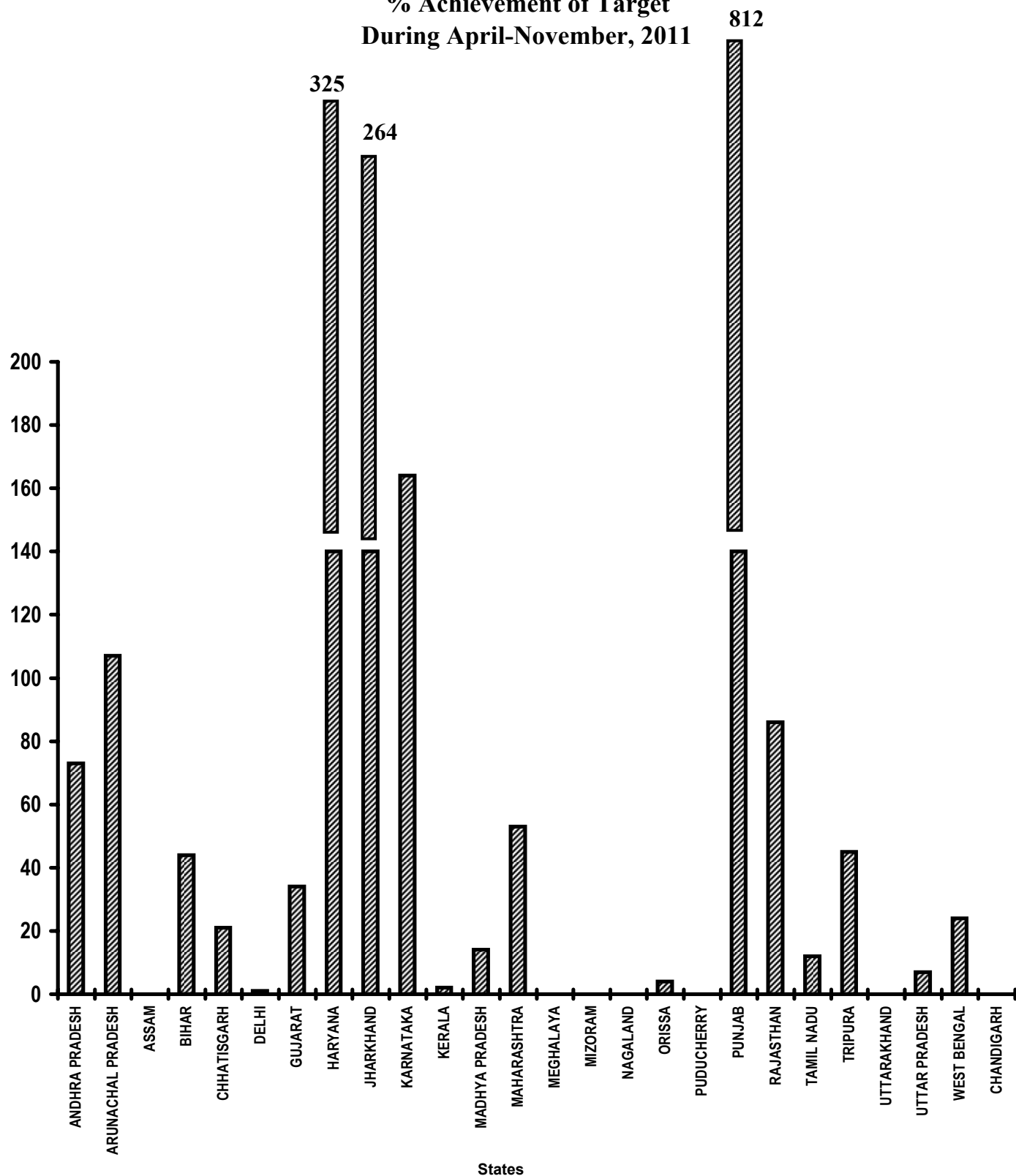


Table - 8

EWS/LIG Houses in Urban Areas
Houses constructed
(Unit: Number)

Sl. No.	State/UT Name	Target		Achievement April,2011- November,2011	Percent Achievement April,2011- November,2011
		2011-2012	April,2011- November,2011		
(1)	(2)	(3)	(4)	(5)	(5)/(4)
1	ANDHRA PRADESH	40,000	26,666	19,513	73
2	ARUNACHAL PRADESH	250	166	177	107
3	ASSAM	4,000	2,666	0	0
4	BIHAR	8,000	5,333	2,364	44
5	CHHATISGARH	12,500	8,333	1,760	21
6	DELHI	20,000	13,333	125	1
7	GUJARAT	35,000	23,333	8,040	34
8	HARYANA	5,500	3,666	11,930	325
9	JHARKHAND	5,000	3,333	8,797	264
10	KARNATAKA	14,000	9,333	15,349	164
11	KERALA	15,000	10,000	226	2
12	MADHYA PRADESH	25,000	16,666	2,413	14
13	MAHARASHTRA	70,000	46,666	24,548	53
14	MEGHALAYA	600	400	0	0
15	MIZORAM	1,150	766	0	0
16	NAGALAND	2,000	1,333	0	0
17	ORISSA	5,800	3,866	155	4
18	PUDUCHERRY	1,200	800	0	0
19	PUNJAB	2,000	1,333	10,826	812
20	RAJASTHAN	22,000	14,666	12,680	86
21	TAMIL NADU	35,000	23,333	2,704	12
22	TRIPURA	1,000	666	303	45
23	UTTARAKHAND	3,000	2,000	0	0
24	UTTAR PRADESH	32,000	21,333	1,582	7
25	WEST BENGAL	35,000	23,333	5,504	24
26	CHANDIGARH	5,000	3,333	0	0
Grand Total		4,00,000	2,66,656	1,28,996	48

Very Good:(90% or above of targets)

ARUNACHAL PRADESH, HARYANA, JHARKHAND, KARNATAKA, PUNJAB

Good:(Between 80% to 90% targets)

RAJASTHAN

Poor:(Below 80% of targets)

ANDHRA PRADESH, ASSAM, BIHAR, CHHATISGARH, DELHI, GUJARAT, KERALA, MADHYA PRADESH, MAHARASHTRA, MEGHALAYA, MIZORAM, NAGALAND, ORISSA, PUDUCHERRY, TAMIL NADU, TRIPURA, UTTARAKHAND, UTTAR PRADESH, WEST BENGAL, CHANDIGARH

Rural Areas- National Rural Drinking Water Programme (NRDWP)

Habitations covered (Partially Covered & Slipped back)

% Achievement of Target
During April-November, 2011

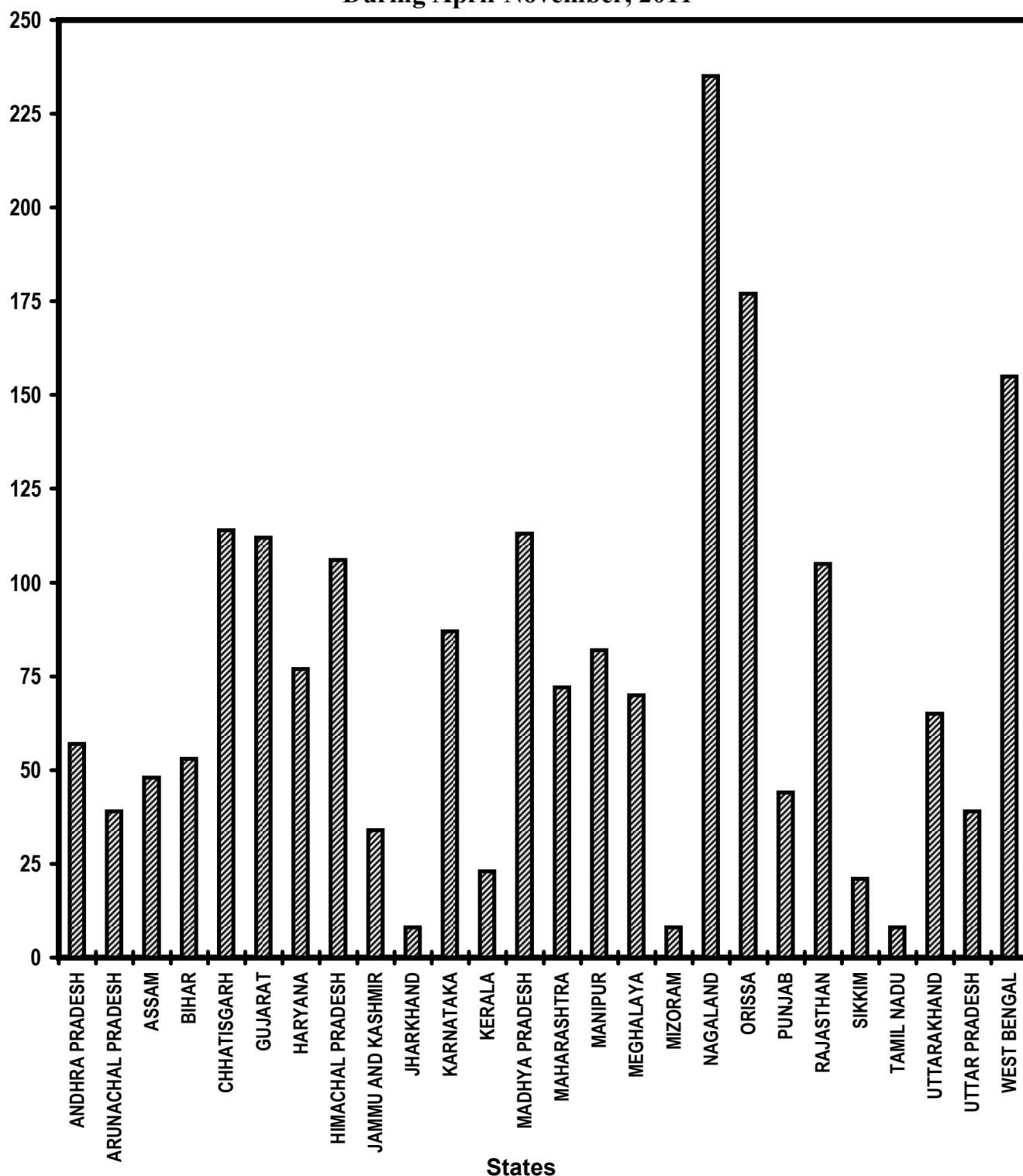


Table - 9(A)

Rural Areas: National Rural Drinking Water Programme (NRDWP)
Habitations covered (Partially covered & Slipped back)
(Unit: Number)

Sl. No.	State/UT Name	Target		Achievement *	Percent Achievement
		2011-2012	April,2011- November,2011	April,2011- November,2011	April,2011- November,2011
(1)	(2)	(3)	(4)	(5)	(5)/(4)
1	ANDHRA PRADESH	5,433	2,715	1,556	57
2	ARUNACHAL PRADESH	300	150	59 *	39
3	ASSAM	2,915	1,456	706	48
4	BIHAR	9,435	4,716	2,494	53
5	CHHATISGARH	5,126	2,562	2922 *	114
6	GUJARAT	720	360	403	112
7	HARYANA	839	417	320	77
8	HIMACHAL PRADESH	2,557	1,276	1,347	106
9	JAMMU AND KASHMIR	903	450	155 *	34
10	JHARKHAND	18,306	9,151	718	8
11	KARNATAKA	7,000	3,500	3,061	87
12	KERALA	667	331	75	23
13	MADHYA PRADESH	16,140	8,070	9087 *	113
14	MAHARASHTRA	5,135	2,565	1,837	72
15	MANIPUR	326	162	133	82
16	MEGHALAYA	523	259	181	70
17	MIZORAM	125	62	5	8
18	NAGALAND	35	17	# 40	235
19	ORISSA	3,116	1,557	2,756	177
20	PUNJAB	1,608	803	352	44
21	RAJASTHAN	2,272	1,134	1,195	105
22	SIKKIM	200	100	21	21
23	TAMIL NADU	5,923	2,959	233	8
24	UTTARAKHAND	1,341	669	436	65
25	UTTAR PRADESH	22,500	11,250	4,350	39
26	WEST BENGAL	1,934	964	1496 *	155
Grand Total		1,15,379	57,655	35,938	62

Very Good:(90% or above of targets)

CHHATISGARH, GUJARAT, HIMACHAL PRADESH, MADHYA PRADESH, NAGALAND, ORISSA, RAJASTHAN, WEST BENGAL

Good:(Between 80% to 90% targets)

KARNATAKA, MANIPUR

Poor:(Below 80% of targets)

ANDHRA PRADESH, ARUNACHAL PRADESH, ASSAM, BIHAR, HARYANA, JAMMU AND KASHMIR, JHARKHAND, KERALA, MAHARASHTRA, MEGHALAYA, MIZORAM, PUNJAB, SIKKIM, TAMIL NADU, UTTARAKHAND, UTTAR PRADESH

* Achievement of some States/UTs have been reconciled with figure as supplied by from M/o Drinking Water and Sanitation

Figure repeated due to wide variation

Rural Areas- National Rural Drinking Water Programme (NRDWP)

Coverage of Water Quality Affected Habitations

% Achievement of Target

During April-November, 2011

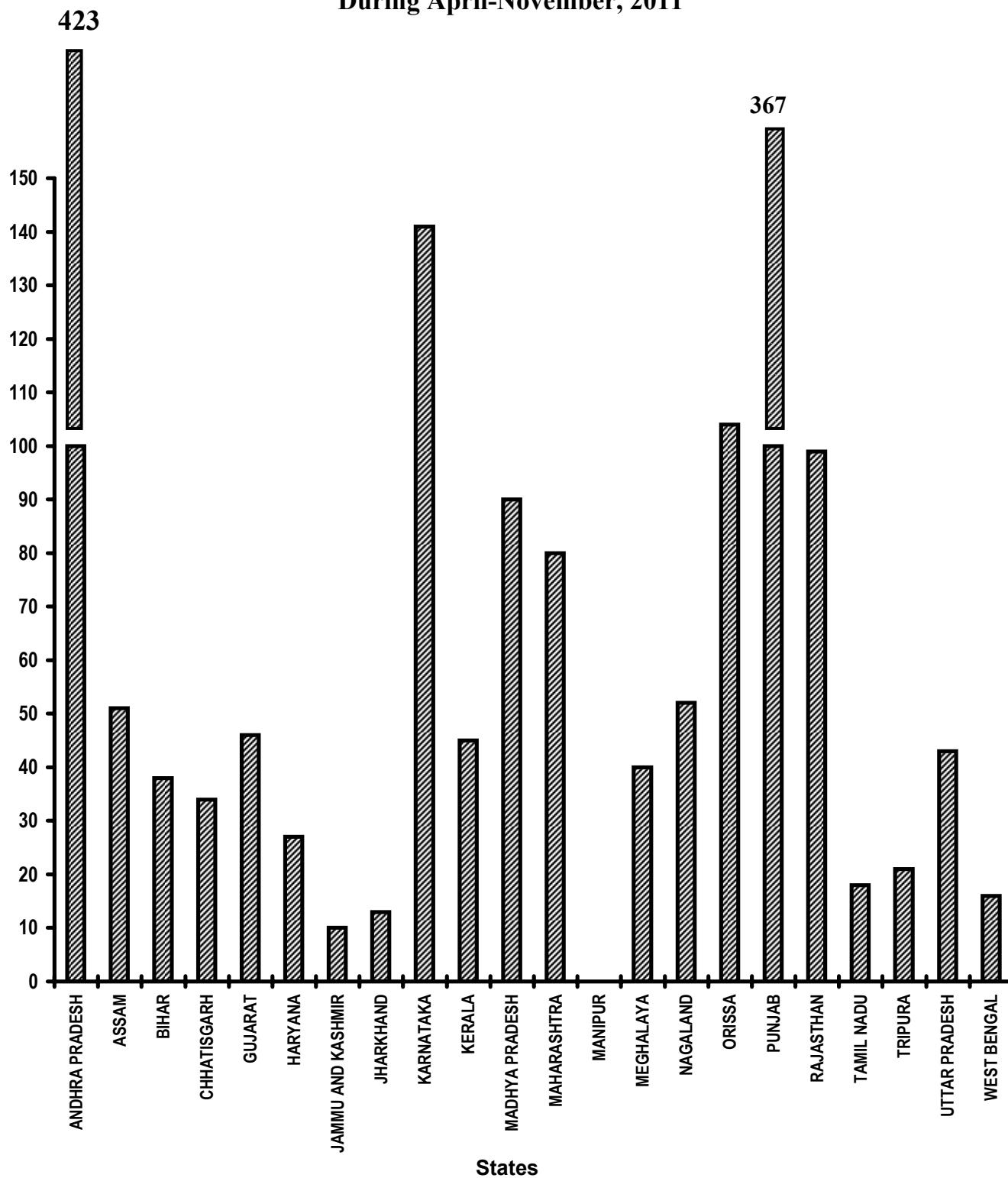


Table - 9(B)

Rural Areas: National Rural Drinking Water Programme (NRDWP)
Coverage of water quality affected habitations
(Unit: Number)

Sl. No.	State/UT Name	Target		Achievement *	Percent Achievement
		2011-2012	April,2011- November,2011	April,2011- November,2011	April,2011- November,2011
(1)	(2)	(3)	(4)	(5)	(5)/(4)
1	ANDHRA PRADESH	201	100	423	423
2	ASSAM	3,158	1,578	803	51
3	BIHAR	6,375	3,188	1,199	38
4	CHHATISGARH	3,283	1,639	559 *	34
5	GUJARAT	405	203	94	46
6	HARYANA	23	11	3	27
7	JAMMU AND KASHMIR	20	10	1 *	10
8	JHARKHAND	804	401	51	13
9	KARNATAKA	2,000	1,000	1,406	141
10	KERALA	157	76	34	45
11	MADHYA PRADESH	575	287	258 *	90
12	MAHARASHTRA	1,272	634	505	80
13	MANIPUR	4	2	0	0
14	MEGHALAYA	12	5	2	40
15	NAGALAND	50	25	# 13	52
16	ORISSA	1,609	803	837	104
17	PUNJAB	22	9	33	367
18	RAJASTHAN	3,801	1,899	1,871	99
19	TAMIL NADU	77	38	7	18
20	TRIPURA	982	489	105	21
21	UTTAR PRADESH	800	400	170	42
22	WEST BENGAL	4,160	2,080	326	16
Grand Total		29,790	14,877	8,700	58

Very Good:(90% or above of targets)

ANDHRA PRADESH, KARNATAKA, MADHYA PRADESH, ORISSA, PUNJAB, RAJASTHAN

Good:(Between 80% to 90% targets)

MAHARASHTRA

Poor:(Below 80% of targets)

ASSAM, BIHAR, CHHATISGARH, GUJARAT, HARYANA, JAMMU AND KASHMIR, JHARKHAND, KERALA, MANIPUR, MEGHALAYA, NAGALAND, TAMIL NADU, TRIPURA, UTTAR PRADESH, WEST BENGAL

* Achievement of some States/UTs have been reconciled with figure as supplied by
from M/o Drinking Water and Sanitation

Figure repeated due to wide variation

Table - 10

**Sanitation Programme in Rural Areas
(Unit: Number)**

		Individual Household latrines constructed (Number) April,2011- November,2011
Sl. No.	State/UT Name	
(1)	(2)	(3)
1	ANDHRA PRADESH	3,49,162
2	ARUNACHAL PRADESH	19,255
3	ASSAM	2,53,521
4	BIHAR	4,21,612
5	CHHATISGARH	41,715
6	DELHI	0
7	GOA	0
8	GUJARAT	1,83,539
9	HARYANA	76,125
10	HIMACHAL PRADESH	29,393
11	JAMMU AND KASHMIR	1,43,530
12	JHARKHAND	33,812
13	KARNATAKA	2,85,475
14	KERALA	0
15	MADHYA PRADESH	5,38,128
16	MAHARASHTRA	2,46,314
17	MANIPUR	16,797
18	MEGHALAYA	29,931
19	MIZORAM	5,994
20	NAGALAND	42,427
21	ORISSA	2,53,663
22	PUDUCHERRY	0
23	PUNJAB	1,458
24	RAJASTHAN	3,14,646
25	SIKKIM	0
26	TAMIL NADU	1,83,107
27	TRIPURA	20,171
28	UTTARAKHAND	72,947
29	UTTAR PRADESH	10,34,544
30	WEST BENGAL	4,15,494
31	ANDAMAN AND NICOBAR ISLANDS	0
32	CHANDIGARH	0
33	DADRA AND NAGAR HAVELI	0
34	DAMAN AND DIU	0
35	LAKSHADWEEP	0
Grand Total		50,12,760

Table - 11

**Institutional Delivery
(Unit: Number)**

		Delivery in institutions (Number)
Sl. No.	State/UT Name	April,2011- November,2011
(1)	(2)	(3)
1	ANDHRA PRADESH	9,80,038
2	ARUNACHAL PRADESH	0
3	ASSAM	0
4	BIHAR	8,28,518
5	CHHATISGARH	2,14,799
6	DELHI	1,78,831
7	GOA	14,021
8	GUJARAT	7,39,089
9	HARYANA	1,62,735
10	HIMACHAL PRADESH	46,192
11	JAMMU AND KASHMIR	95,897
12	JHARKHAND	2,18,997
13	KARNATAKA	5,41,044
14	KERALA	2,58,290
15	MADHYA PRADESH	4,87,920
16	MAHARASHTRA	8,86,668
17	MANIPUR	14,295
18	MEGHALAYA	17,525
19	MIZORAM	0
20	NAGALAND	3,713
21	ORISSA	4,05,866
22	PUDUCHERRY	35,210
23	PUNJAB	2,25,075
24	RAJASTHAN	9,47,743
25	SIKKIM	4,659
26	TAMIL NADU	7,19,977
27	TRIPURA	11,987
28	UTTARAKHAND	62,262
29	UTTAR PRADESH	18,77,745
30	WEST BENGAL	0
31	ANDAMAN AND NICOBAR ISLANDS	3,523
32	CHANDIGARH	14,072
33	DADRA AND NAGAR HAVELI	3,014
34	DAMAN AND DIU	2,078
35	LAKSHADWEEP	699
Grand Total		1,00,02,482

SC Families Assisted

% Achievement of Target
During April-November, 2011

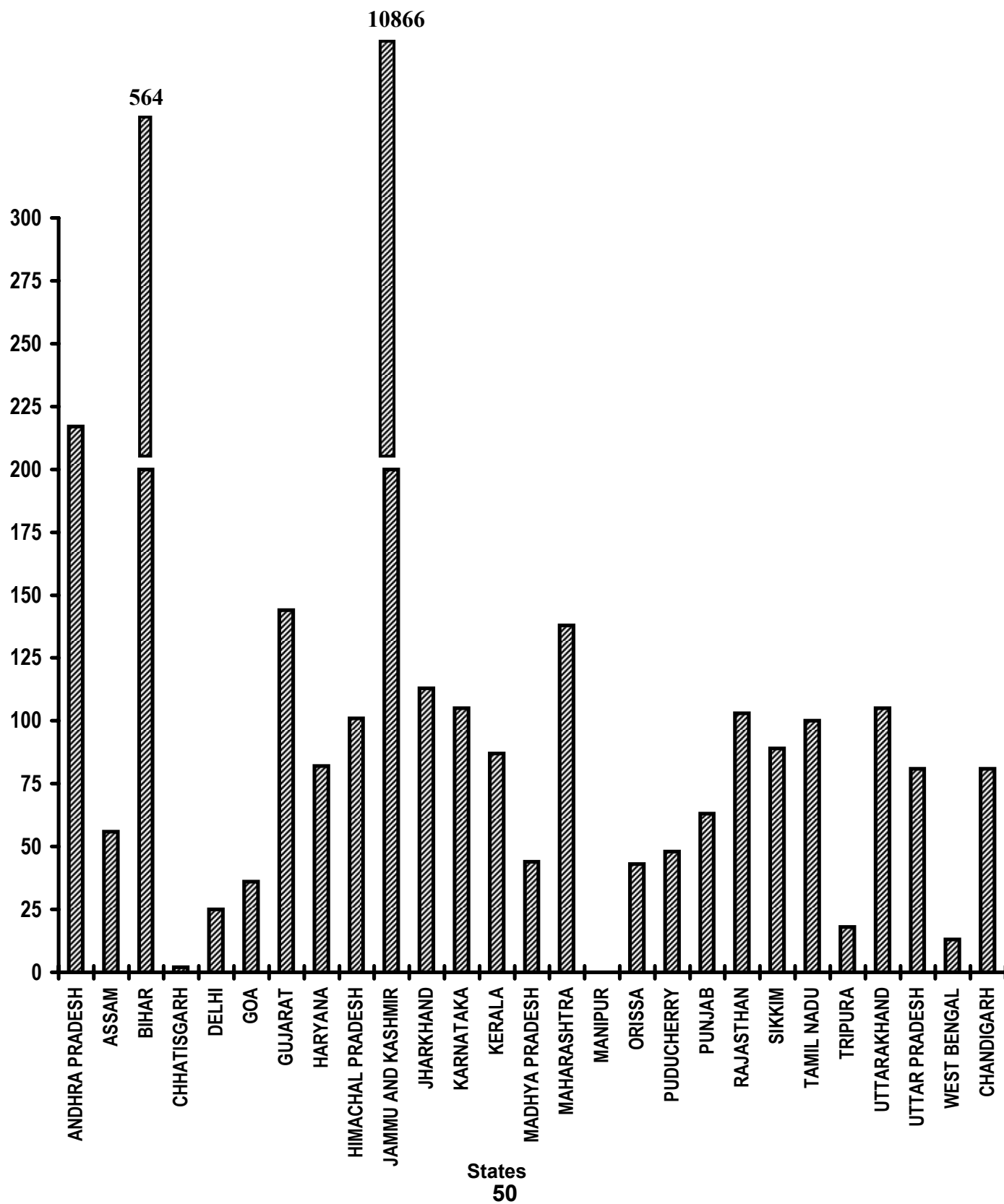


Table - 12

**SC Families Assisted
(Unit: Number)**

Sl. No.	State/UT Name	Target *		Achievement April,2011- November,2011	Percent Achievement April,2011- November,2011
		2011-2012	April,2011- November,2011		
(1)	(2)	(3)	(4)	(5)	(5)/(4)
1	ANDHRA PRADESH	4,50,000	3,00,000	6,51,739	217
2	ASSAM	44,000	29,328	16,493	56
3	BIHAR	2,55,000	1,70,000	9,59,428	564
4	CHHATISGARH	3,75,000	2,50,000	6,086	2
5	DELHI	5,000	3,328	844	25
6	GOA	550	360	128	36
7	GUJARAT	1,40,000	93,328	1,34,475	144
8	HARYANA	88,500	59,000	48,123	82
9	HIMACHAL PRADESH	58,000	38,666	38,956	101
10	JAMMU AND KASHMIR	1,100	728	79,104	10,866
11	JHARKHAND	5,50,000	3,66,664	4,12,960	113
12	KARNATAKA	5,00,000	3,33,328	3,49,389	105
13	KERALA	33,000	22,000	19,234	87
14	MADHYA PRADESH	2,43,000	1,62,000	70,672	44
15	MAHARASHTRA	1,54,000	1,02,664	1,41,168	138
16	MANIPUR	550	360	0	0
17	ORISSA	72,600	48,400	20,892	43
18	PUDUCHERRY	5,000	3,328	1,581	48
19	PUNJAB	88,000	58,664	37,058	63
20	RAJASTHAN	4,12,000	2,74,664	2,81,671	103
21	SIKKIM	2,200	1,464	1,297	89
22	TAMIL NADU	9,00,000	6,00,000	5,98,827	100
23	TRIPURA	22,000	14,664	2,577	18
24	UTTARAKHAND	7,000	4,664	4,877	105
25	UTTAR PRADESH	2,57,000	1,71,328	1,39,069	81
26	WEST BENGAL	1,10,000	73,328	9,472	13
27	CHANDIGARH	700	464	376	81
Grand Total		47,74,200	31,82,722	40,26,496	127

Very Good:(90% or above of targets)

ANDHRA PRADESH, BIHAR, GUJARAT, HIMACHAL PRADESH, JAMMU AND KASHMIR, JHARKHAND, KARNATAKA, MAHARASHTRA, RAJASTHAN, TAMIL NADU, UTTARAKHAND

Good:(Between 80% to 90% targets)

HARYANA, KERALA, SIKKIM, UTTAR PRADESH, CHANDIGARH

Poor:(Below 80% of targets)

ASSAM, CHHATISGARH, DELHI, GOA, MADHYA PRADESH, MANIPUR, ORISSA, PUDUCHERRY, PUNJAB, TRIPURA, WEST BENGAL

* Targets of 2007-08 has been repeated provisionally for 2011-12.

Universalization of ICDS Scheme

ICDS Blocks Operational (Cumulative)

% Achievement of Target
During April-November, 2011

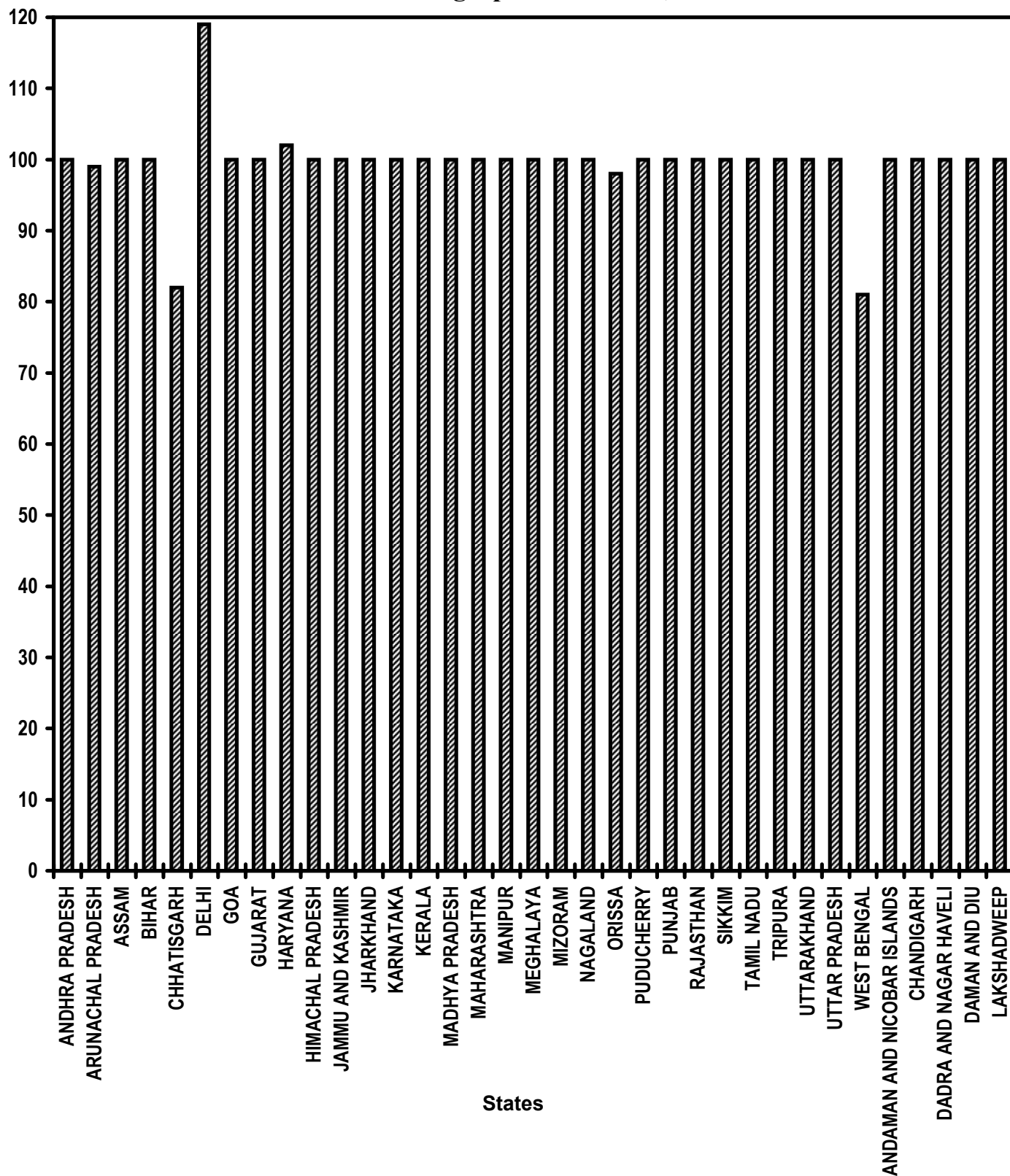


Table - 13

Universalization of ICDS Scheme
ICDS Blocks Operational (Cumulative)
(Unit: Number)

Sl. No.	State/UT Name	Target		Achievement April,2011- November,2011	Percent Achievement April,2011- November,2011
		2011-2012	April,2011- November,2011		
(1)	(2)	(3)	(4)	(5)	(5)/(4)
1	ANDHRA PRADESH	387	387	387	100
2	ARUNACHAL PRADESH	96	96	95	99
3	ASSAM	231	231	231	100
4	BIHAR	545	545	544	100
5	CHHATISGARH	198	198	163	82
6	DELHI	79	79	94	119
7	GOA	11	11	11	100
8	GUJARAT	336	336	336	100
9	HARYANA	145	145	148	102
10	HIMACHAL PRADESH	78	78	78	100
11	JAMMU AND KASHMIR	141	141	141	100
12	JHARKHAND	204	204	204	100
13	KARNATAKA	185	185	185	100
14	KERALA	258	258	258	100
15	MADHYA PRADESH	453	453	453	100
16	MAHARASHTRA	553	553	553	100
17	MANIPUR	42	42	42	100
18	MEGHALAYA	41	41	41	100
19	MIZORAM	27	27	27	100
20	NAGALAND	59	59	59	100
21	ORISSA	333	333	326	98
22	PUDUCHERRY	5	5	5	100
23	PUNJAB	154	154	154	100
24	RAJASTHAN	304	304	304	100
25	SIKKIM	13	13	13	100
26	TAMIL NADU	434	434	434	100
27	TRIPURA	56	56	56	100
28	UTTARAKHAND	105	105	105	100
29	UTTAR PRADESH	897	897	896	100
30	WEST BENGAL	512	512	414	81
31	ANDAMAN AND NICOBAR ISLANDS	5	5	5	100
32	CHANDIGARH	3	3	3	100
33	DADRA AND NAGAR HAVELI	2	2	2	100
34	DAMAN AND DIU	2	2	2	100
35	LAKSHADWEEP	6	6	6	100
Grand Total		6,900	6,900	6,775	98

Very Good:(90% or above of targets)

ANDHRA PRADESH, ARUNACHAL PRADESH, ASSAM, BIHAR, DELHI, GOA, GUJARAT, HARYANA, HIMACHAL PRADESH, JAMMU AND KASHMIR, JHARKHAND, KARNATAKA, KERALA, MADHYA PRADESH, MAHARASHTRA, MANIPUR, MEGHALAYA, MIZORAM, NAGALAND, ORISSA, PUDUCHERRY, PUNJAB, RAJASTHAN, SIKKIM, TAMIL NADU, TRIPURA, UTTARAKHAND, UTTAR PRADESH, ANDAMAN AND NICOBAR ISLANDS, CHANDIGARH, DADRA AND NAGAR HAVELI, DAMAN AND DIU, LAKSHADWEEP

Good:(Between 80% to 90% targets)

CHHATISGARH, WEST BENGAL

Functional Anganwadis (Cumulative)

% Achievement of Target
During April-November, 2011

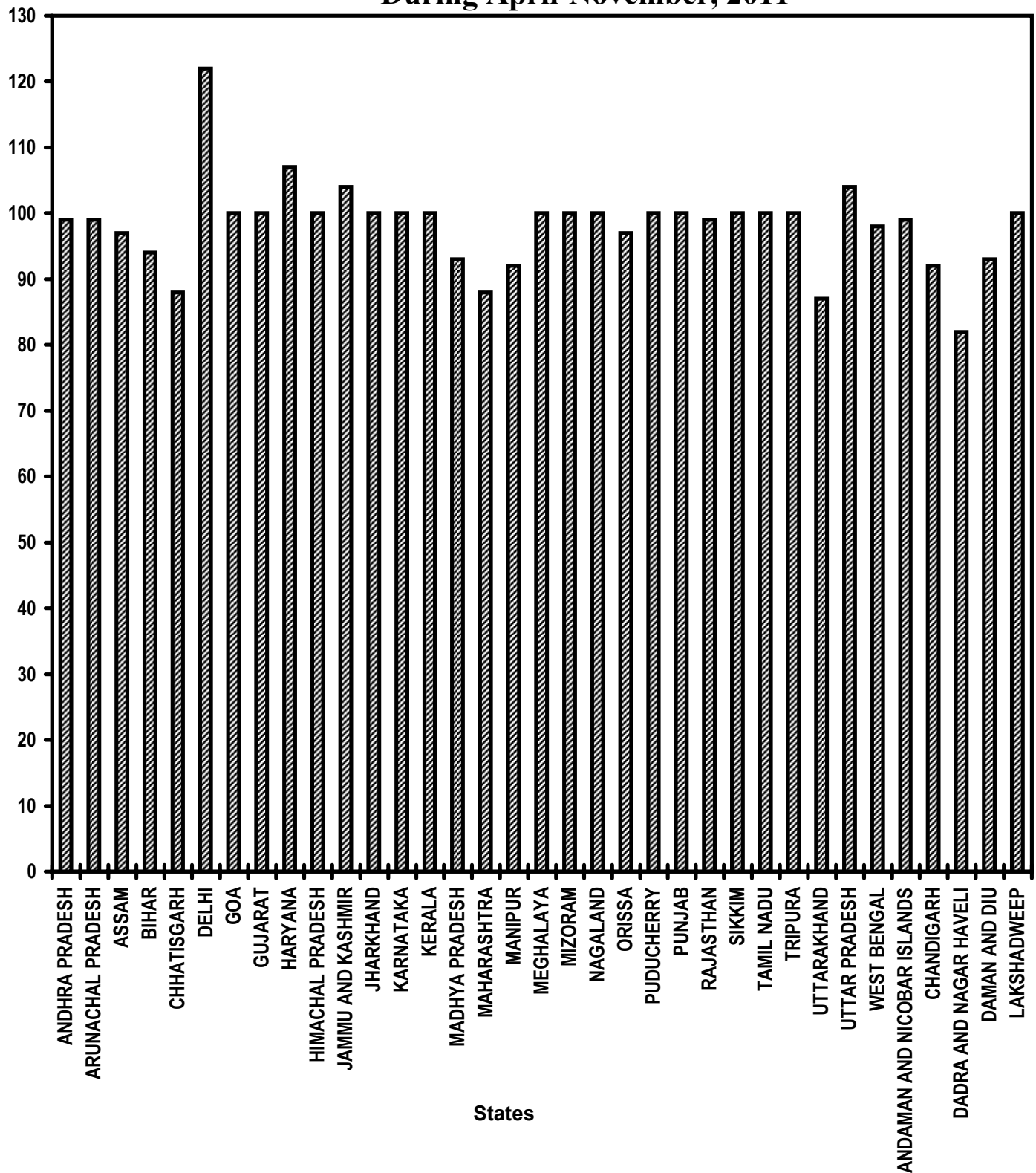


Table - 14

Functional Anganwadis
Anganwadis Functional (Cumulative)
(Unit: Number)

Sl. No.	State/UT Name	Target		Achievement April,2011- November,2011	Percent Achievement April,2011- November,2011
		2011-2012	April,2011- November,2011		
(1)	(2)	(3)	(4)	(5)	(5)/(4)
1	ANDHRA PRADESH	87,004	87,004	85,712	99
2	ARUNACHAL PRADESH	6,117	6,117	6,028	99
3	ASSAM	58,572	58,572	56,681	97
4	BIHAR	85,502	85,502	80,211	94
5	CHHATISGARH	50,501	50,501	44,351	88
6	DELHI	8,651	8,651	10,527	122
7	GOA	1,260	1,260	1,261	100
8	GUJARAT	49,935	49,935	50,131	100
9	HARYANA	23,247	23,247	24,988	107
10	HIMACHAL PRADESH	18,612	18,612	18,529	100
11	JAMMU AND KASHMIR	27,046	27,046	28,042	104
12	JHARKHAND	38,236	38,236	38,310	100
13	KARNATAKA	63,371	63,371	63,376	100
14	KERALA	33,066	33,066	33,082	100
15	MADHYA PRADESH	90,999	90,999	84,583	93
16	MAHARASHTRA	1,08,146	1,08,146	94,951	88
17	MANIPUR	10,615	10,615	9,795	92
18	MEGHALAYA	5,113	5,113	5,114	100
19	MIZORAM	1,980	1,980	1,980	100
20	NAGALAND	3,455	3,455	3,455	100
21	ORISSA	71,057	71,057	68,729	97
22	PUDUCHERRY	788	788	788	100
23	PUNJAB	26,656	26,656	26,656	100
24	RAJASTHAN	59,135	59,135	58,278	99
25	SIKKIM	1,200	1,200	1,199	100
26	TAMIL NADU	54,439	54,439	54,439	100
27	TRIPURA	9,906	9,906	9,906	100
28	UTTARAKHAND	19,223	19,223	16,797	87
29	UTTAR PRADESH	1,79,826	1,79,826	1,86,409	104
30	WEST BENGAL	1,13,999	1,13,999	1,11,724	98
31	ANDAMAN AND NICOBAR ISLANDS	707	707	697	99
32	CHANDIGARH	456	456	420	92
33	DADRA AND NAGAR HAVELI	267	267	219	82
34	DAMAN AND DIU	104	104	97	93
35	LAKSHADWEEP	107	107	107	100
Grand Total		13,09,298	13,09,298	12,77,572	98

Very Good:(90% or above of targets)

ANDHRA PRADESH, ARUNACHAL PRADESH, ASSAM, BIHAR, DELHI, GOA, GUJARAT, HARYANA, HIMACHAL PRADESH, JAMMU AND KASHMIR, JHARKHAND, KARNATAKA, KERALA, MADHYA PRADESH, MANIPUR, MEGHALAYA, MIZORAM, NAGALAND, ORISSA, PUDUCHERRY, PUNJAB, RAJASTHAN, SIKKIM, TAMIL NADU, TRIPURA, UTTAR PRADESH, WEST BENGAL, ANDAMAN AND NICOBAR ISLANDS, CHANDIGARH, DAMAN AND DIU, LAKSHADWEEP

Good:(Between 80% to 90% targets)

CHHATISGARH, MAHARASHTRA, UTTARAKHAND, DADRA AND NAGAR HAVELI

**No. of Urban poor families assisted
under Seven Point Charter
Poor Families Assisted
% Achievement of Target
During April-November, 2011**

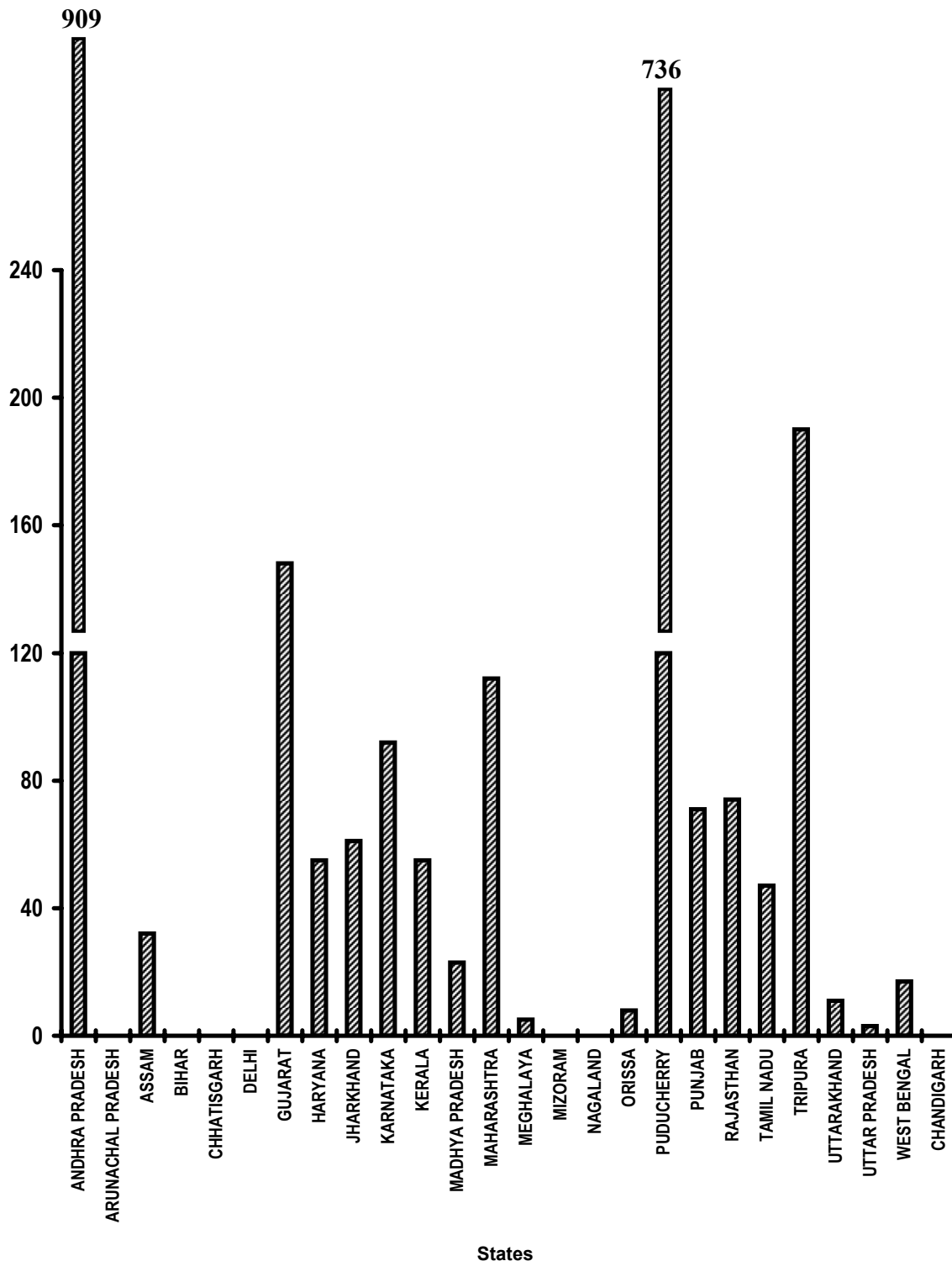


Table - 15

No. of Urban poor families assisted under Seven Point Charter
Poor Families Assisted
(Unit: Number)

Sl. No.	State/UT Name	Target		Achievement April,2011- November,2011	Percent Achievement April,2011- November,2011
		2011-2012	April,2011- November,2011		
(1)	(2)	(3)	(4)	(5)	(5)/(4)
1	ANDHRA PRADESH	60,000	40,000	3,63,439	909
2	ARUNACHAL PRADESH	375	250	0	0
3	ASSAM	6,000	4,000	1,268	32
4	BIHAR	12,000	8,000	0	0
5	CHHATISGARH	18,750	12,500	0	0
6	DELHI	30,000	20,000	0	0
7	GUJARAT	52,500	35,000	51,856	148
8	HARYANA	8,250	5,499	3,025	55
9	JHARKHAND	7,500	5,000	3,032	61
10	KARNATAKA	21,000	14,000	12,826	92
11	KERALA	22,500	15,000	8,280	55
12	MADHYA PRADESH	37,500	25,000	5,874	23
13	MAHARASHTRA	1,05,000	70,000	78,196	112
14	MEGHALAYA	900	600	28	5
15	MIZORAM	1,725	1,149	0	0
16	NAGALAND	3,000	2,000	0	0
17	ORISSA	8,700	5,800	449	8
18	PUDUCHERRY	1,800	1,200	8,830	736
19	PUNJAB	3,000	2,000	1,413	71
20	RAJASTHAN	33,000	22,000	16,258	74
21	TAMIL NADU	52,500	35,000	16,421	47
22	TRIPURA	1,500	1,000	1,897	190
23	UTTARAKHAND	4,500	3,000	322	11
24	UTTAR PRADESH	48,000	32,000	1,083	3
25	WEST BENGAL	52,500	35,000	6,059	17
26	CHANDIGARH	7,500	5,000	0	0
Grand Total		6,00,000	3,99,998	5,80,556	145

Very Good:(90% or above of targets)

ANDHRA PRADESH, GUJARAT, KARNATAKA, MAHARASHTRA, PUDUCHERRY, TRIPURA

Poor:(Below 80% of targets)

ARUNACHAL PRADESH, ASSAM, BIHAR, CHHATISGARH, DELHI, HARYANA, JHARKHAND, KERALA, MADHYA PRADESH, MEGHALAYA, MIZORAM, NAGALAND, ORISSA, PUNJAB, RAJASTHAN, TAMIL NADU, UTTARAKHAND, UTTAR PRADESH, WEST BENGAL, CHANDIGARH

Afforestation (Public and Forest Lands)

Area Covered under Plantation

% Achievement of Target

During April-November, 2011

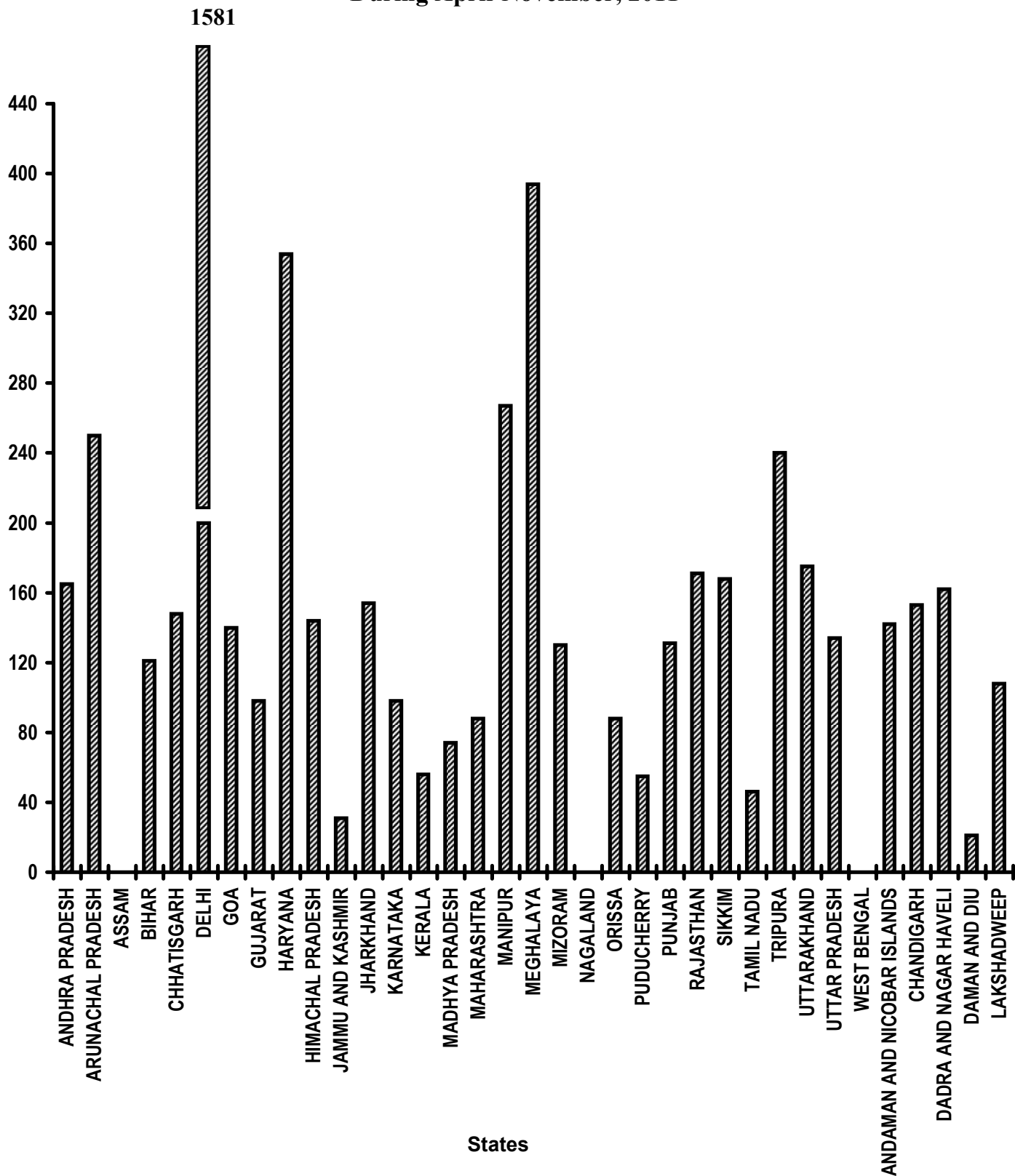


Table - 16(A)

**Afforestation (Public and Forest Lands)
Area Covered under Plantation
(Unit: Hectares)**

Sl. No.	State/UT Name	Target		Achievement April,2011- November,2011	Percent Achievement April,2011- November,2011
		2011-2012	April,2011- November,2011		
(1)	(2)	(3)	(4)	(5)	(5)/(4)
1	ANDHRA PRADESH	3,12,000	2,08,000	3,43,533	165
2	ARUNACHAL PRADESH	6,500	4,333	10,817	250
3	ASSAM	9,500	6,333	0	0
4	BIHAR	25,000	16,666	20,114	121
5	CHHATISGARH	78,000	52,000	77,213	148
6	DELHI	105	69	1,091	1,581
7	GOA	500	333	465	140
8	GUJARAT	1,37,500	91,666	89,994	98
9	HARYANA	24,000	16,000	56,581	354
10	HIMACHAL PRADESH	20,000	17,070	24,540	144
11	JAMMU AND KASHMIR	28,000	18,664	5,798	31
12	JHARKHAND	30,000	20,000	30,869	154
13	KARNATAKA	1,00,000	66,664	65,487	98
14	KERALA	9,000	6,000	3,368	56
15	MADHYA PRADESH	2,10,000	1,40,000	1,03,012	74
16	MAHARASHTRA	1,80,000	1,20,000	1,05,708	88
17	MANIPUR	10,000	6,666	17,815	267
18	MEGHALAYA	2,500	1,666	6,565	394
19	MIZORAM	5,500	3,666	4,775	130
20	NAGALAND	5,000	3,333	0	0
21	ORISSA	2,15,000	1,43,333	1,26,174	88
22	PUDUCHERRY	75	49	27	55
23	PUNJAB	8,000	5,333	6,965	131
24	RAJASTHAN	60,000	40,000	68,557	171
25	SIKKIM	6,000	4,000	6,739	168
26	TAMIL NADU	1,18,500	79,000	36,704	46
27	TRIPURA	13,000	8,666	20,800	240
28	UTTARAKHAND	20,000	13,333	23,374	175
29	UTTAR PRADESH	90,000	60,000	80,699	134
30	WEST BENGAL	20,000	13,333	0	0
31	ANDAMAN AND NICOBAR ISLANDS	1,300	866	1,229	142
32	CHANDIGARH	300	200	306	153
33	DADRA AND NAGAR HAVELI	250	166	269	162
34	DAMAN AND DIU	30	19	4	21
35	LAKSHADWEEP	20	13	14	108
Grand Total		17,45,580	11,67,440	13,39,606	115

Very Good:(90% or above of targets)

ANDHRA PRADESH, ARUNACHAL PRADESH, BIHAR, CHHATISGARH, DELHI, GOA, GUJARAT, HARYANA, HIMACHAL PRADESH, JHARKHAND, KARNATAKA, MANIPUR, MEGHALAYA, MIZORAM, PUNJAB, RAJASTHAN, SIKKIM, TRIPURA, UTTARAKHAND, UTTAR PRADESH, ANDAMAN AND NICOBAR ISLANDS, CHANDIGARH, DADRA AND NAGAR HAVELI, LAKSHADWEEP

Good:(Between 80% to 90% targets)

MAHARASHTRA, ORISSA

Poor:(Below 80% of targets)

ASSAM, JAMMU AND KASHMIR, KERALA, MADHYA PRADESH, NAGALAND, PUDUCHERRY, TAMIL NADU, WEST BENGAL, DAMAN AND DIU

Afforestation (Public and Forest Lands)

Seedlings planted

% Achievement of Target
During April-November, 2011

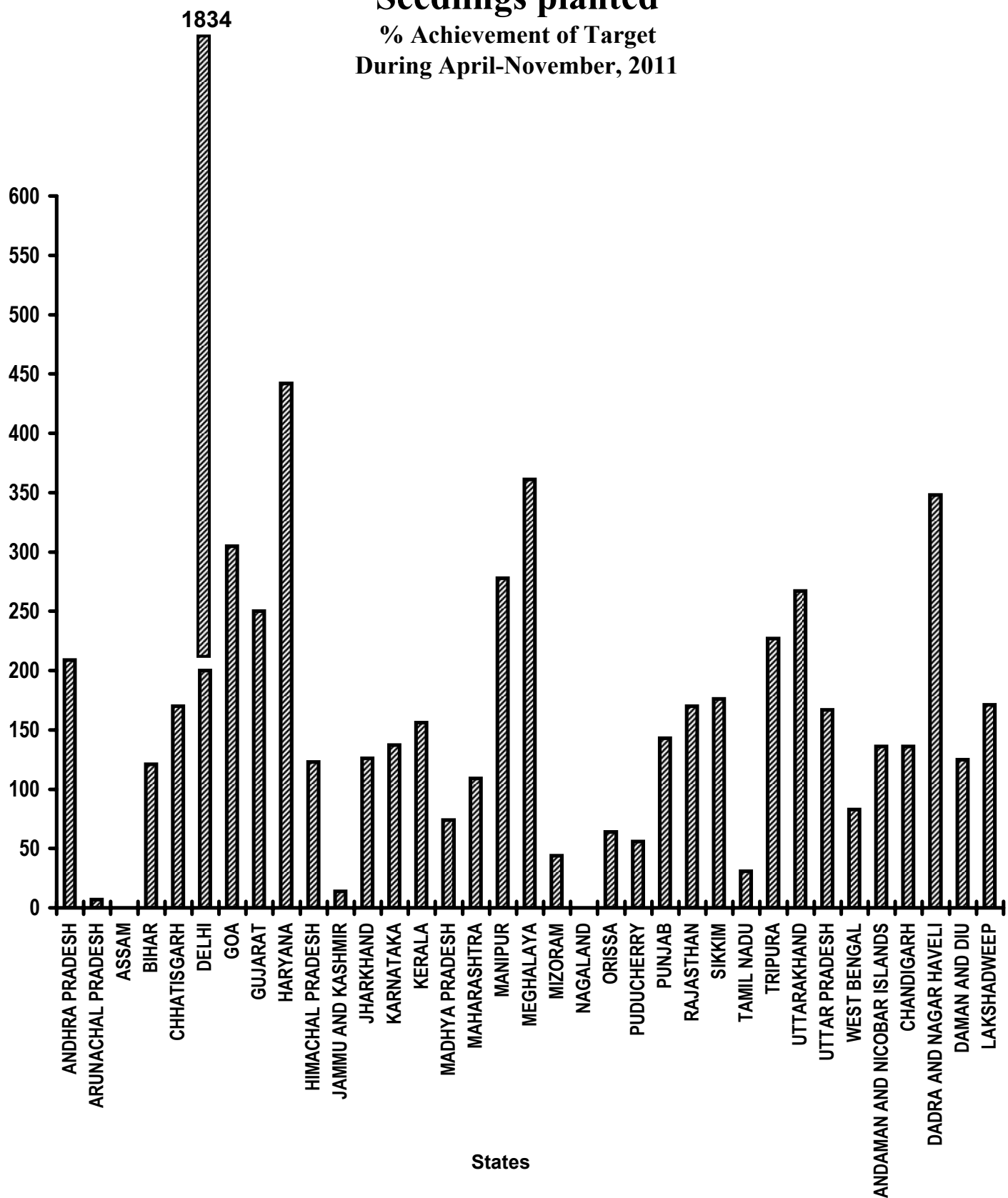


Table - 16(B)

Afforestation (Public and Forest Lands)
Seedlings planted
(Unit: Number)

Sl. No.	State/UT Name	Target		Achievement April,2011- November,2011	Percent Achievement April,2011- November,2011
		2011-2012	April,2011- November,2011		
(1)	(2)	(3)	(4)	(5)	(5)/(4)
1	ANDHRA PRADESH	20,28,00,000	13,52,00,000	28,25,00,000	209
2	ARUNACHAL PRADESH	42,25,000	28,16,666	1,93,242	7
3	ASSAM	61,75,000	41,16,666	0	0
4	BIHAR	1,62,50,000	1,08,33,333	1,30,73,000	121
5	CHHATISGARH	5,07,00,000	3,38,00,000	5,74,97,000	170
6	DELHI	68,000	45,333	8,31,600	1,834
7	GOA	3,25,000	2,16,666	6,60,000	305
8	GUJARAT	8,93,75,000	5,95,83,333	14,89,83,000	250
9	HARYANA	1,56,00,000	1,04,00,000	4,60,00,000	442
10	HIMACHAL PRADESH	1,30,00,063	1,10,98,813	1,36,87,000	123
11	JAMMU AND KASHMIR	1,82,00,000	1,21,33,336	16,55,000	14
12	JHARKHAND	1,95,00,000	1,30,00,000	1,63,18,625	126
13	KARNATAKA	6,50,00,000	4,33,33,336	5,93,34,000	137
14	KERALA	58,50,000	39,00,000	60,67,084	156
15	MADHYA PRADESH	13,65,00,000	9,10,00,000	6,69,58,000	74
16	MAHARASHTRA	11,70,00,000	7,80,00,000	8,50,76,000	109
17	MANIPUR	65,00,000	43,33,333	1,20,62,147	278
18	MEGHALAYA	16,25,000	10,83,333	39,06,614	361
19	MIZORAM	35,75,000	23,83,333	10,48,345	44
20	NAGALAND	32,50,000	21,66,666	0	0
21	ORISSA	13,97,50,000	9,31,66,666	5,95,10,690	64
22	PUDUCHERRY	49,000	32,666	18,310	56
23	PUNJAB	52,00,000	34,66,666	49,43,000	143
24	RAJASTHAN	3,00,00,000	2,00,00,000	3,39,18,000	170
25	SIKKIM	39,00,000	26,00,000	45,68,005	176
26	TAMIL NADU	7,70,25,000	5,13,50,000	1,57,50,773	31
27	TRIPURA	84,50,000	56,33,333	1,28,10,000	227
28	UTTARAKHAND	1,30,00,000	86,66,666	2,31,46,000	267
29	UTTAR PRADESH	5,85,00,000	3,90,00,000	6,51,39,663	167
30	WEST BENGAL	1,30,00,000	86,66,666	71,52,000	83
31	ANDAMAN AND NICOBAR ISLANDS	8,45,000	5,63,333	7,68,597	136
32	CHANDIGARH	1,95,000	1,30,000	1,77,101	136
33	DADRA AND NAGAR HAVELI	1,63,000	1,08,666	3,78,000	348
34	DAMAN AND DIU	20,000	13,336	16,630	125
35	LAKSHADWEEP	13,000	8,666	14,791	171
Grand Total		1,12,56,28,063	75,28,50,811	1,04,41,62,217	139

Very Good:(90% or above of targets)

ANDHRA PRADESH, BIHAR, CHHATISGARH, DELHI, GOA, GUJARAT, HARYANA, HIMACHAL PRADESH, JHARKHAND, KARNATAKA, KERALA, MAHARASHTRA, MANIPUR, MEGHALAYA, PUNJAB, RAJASTHAN, SIKKIM, TRIPURA, UTTARAKHAND, UTTAR PRADESH, ANDAMAN AND NICOBAR ISLANDS, CHANDIGARH, DADRA AND NAGAR HAVELI, DAMAN AND DIU, LAKSHADWEEP

Good:(Between 80% to 90% targets)

WEST BENGAL

Poor:(Below 80% of targets)

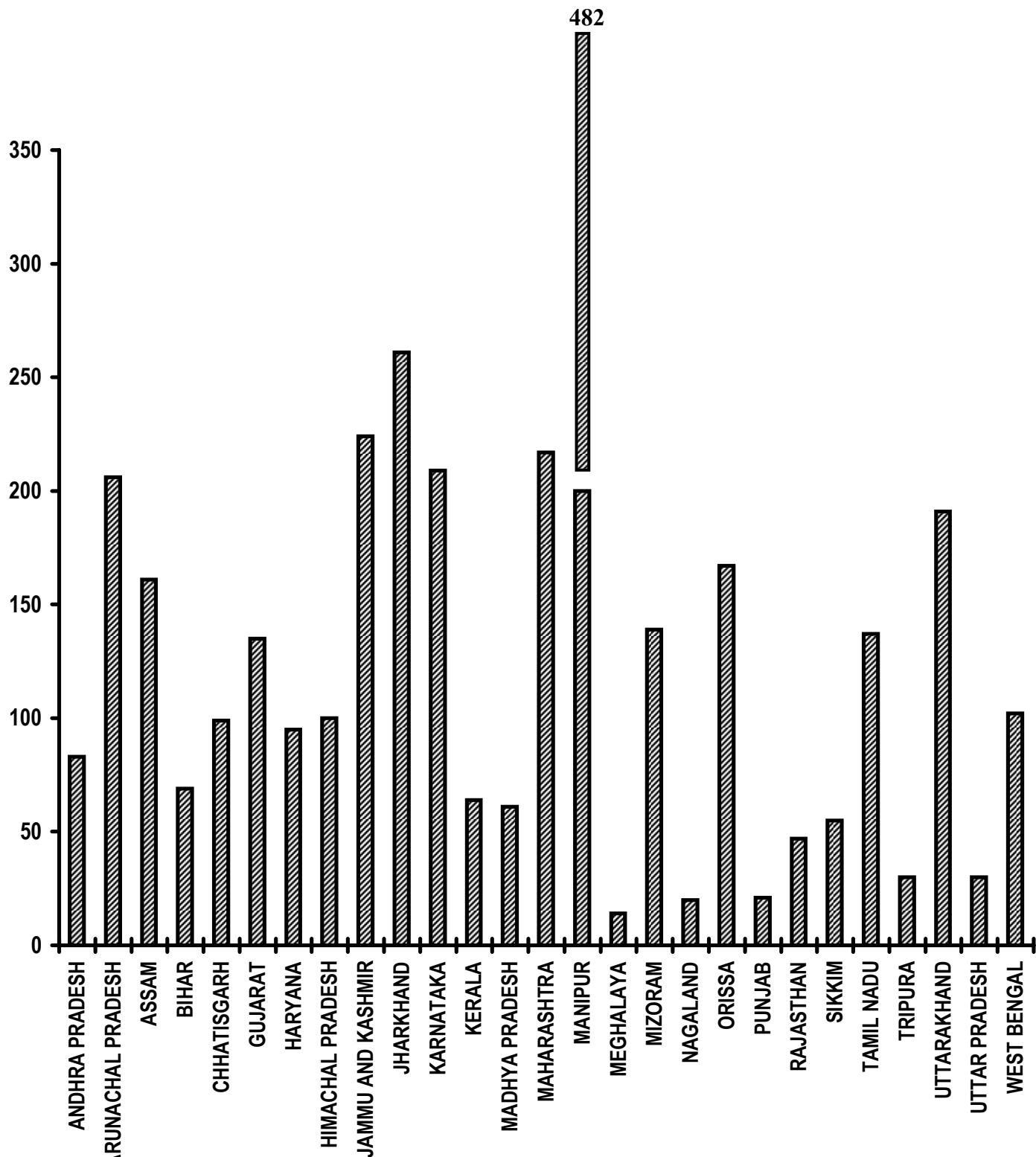
ARUNACHAL PRADESH, ASSAM, JAMMU AND KASHMIR, MADHYA PRADESH, MIZORAM, NAGALAND, ORISSA, PUDUCHERRY, TAMIL NADU

Rural Roads - PMGSY

Length of Road Constructed

% Achievement of Target

During April-November, 2011



States

Table - 17

Rural Roads - PMGSY
Length of Road Constructed
(Unit: Kilometer)

Sl. No.	State/UT Name	Target		Achievement April,2011- November,2011	Percent Achievement April,2011- November,2011
		2011-2012	April,2011- November,2011		
(1)	(2)	(3)	(4)	(5)	(5)/(4)
1	ANDHRA PRADESH	1,925	833	689	83
2	ARUNACHAL PRADESH	196	85	175	206
3	ASSAM	1,224	530	854	161
4	BIHAR	6,000	2,600	1,801	69
5	CHHATISGARH	1,500	650	645	99
6	GUJARAT	728	315	426	135
7	HARYANA	292	126	120	95
8	HIMACHAL PRADESH	750	325	326	100
9	JAMMU AND KASHMIR	750	325	729	224
10	JHARKHAND	1,005	435	1,134	261
11	KARNATAKA	1,204	521	1,091	209
12	KERALA	446	193	124	64
13	MADHYA PRADESH	3,719	1,612	976	61
14	MAHARASHTRA	1,700	736	1,595	217
15	MANIPUR	150	65	313	482
16	MEGHALAYA	100	44	6	14
17	MIZORAM	100	44	61 *	139
18	NAGALAND	200	87	17 *	20
19	ORISSA	2,400	1,040	1,741	167
20	PUNJAB	593	257	55	21
21	RAJASTHAN	1,795	779	369	47
22	SIKKIM	154	66	36	55
23	TAMIL NADU	1,058	460	632	137
24	TRIPURA	314	136	41	30
25	UTTARAKHAND	350	152	291	191
26	UTTAR PRADESH	3,000	1,300	386	30
27	WEST BENGAL	1,347	584	593	102
Grand Total		33,000	14,300	15,226	106

Very Good:(90% or above of targets)

ARUNACHAL PRADESH, ASSAM, CHHATISGARH, GUJARAT, HARYANA, HIMACHAL PRADESH, JAMMU AND KASHMIR, JHARKHAND, KARNATAKA, MAHARASHTRA, MANIPUR, MIZORAM, ORISSA, TAMIL NADU, UTTARAKHAND, WEST BENGAL

Good:(Between 80% to 90% targets)

ANDHRA PRADESH

Poor:(Below 80% of targets)

BIHAR, KERALA, MADHYA PRADESH, MEGHALAYA, NAGALAND, PUNJAB, RAJASTHAN, SIKKIM, TRIPURA, UTTAR PRADESH

* Figures furnished by M/o Rural Development

Rajiv Gandhi Grameen Vidyutikaran Yojana-RGGVY

Villages electrified
% Achievement of Target
During April-November, 2011

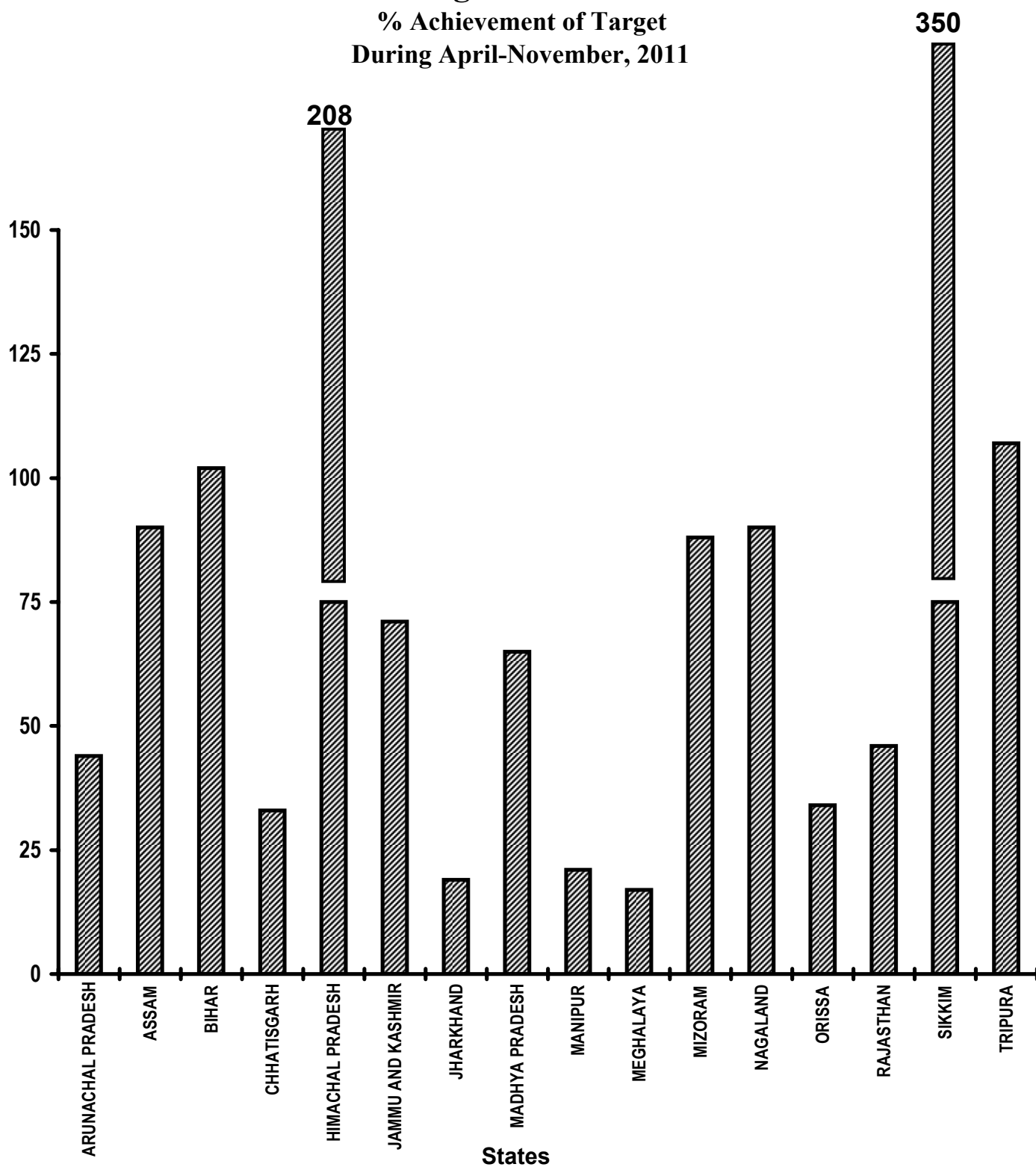


Table - 18

Rajiv Gandhi Grameen Vidyutikaran Yojana
Villages electrified
(Unit: Number)

Sl. No.	State/UT Name	Target		Achievement	Percent
		2011-2012	April,2011- November,2011	April,2011- November,2011	Achievement April,2011- November,2011
(1)	(2)	(3)	(4)	(5)	(5)/(4)
1	ARUNACHAL PRADESH	1,450	775	344 *	44
2	ASSAM	2,062	1,105	994	90
3	BIHAR	2,230	1,198	# 1227	102
4	CHHATISGARH	901	489	161 *	33
5	HIMACHAL PRADESH	54	26	54	208
6	JAMMU AND KASHMIR	136	73	52	71
7	JHARKHAND	2,141	1,147	217 *	19
8	MADHYA PRADESH	492	264	171 *	65
9	MANIPUR	591	317	66 *	21
10	MEGHALAYA	1,616	866	146	17
11	MIZORAM	81	43	38 *	88
12	NAGALAND	38	20	# 18	90
13	ORISSA	2,174	1,180	398	34
14	RAJASTHAN	418	221	101	46
15	SIKKIM	5	2	7	350
16	TRIPURA	82	43	46	107
Grand Total		14,471	7,769	4,040	52

Very Good:(90% or above of targets)

ASSAM, BIHAR, HIMACHAL PRADESH, NAGALAND, SIKKIM, TRIPURA

Good:(Between 80% to 90% targets)

MIZORAM

Poor:(Below 80% of targets)

ARUNACHAL PRADESH, CHHATISGARH, JAMMU AND KASHMIR, JHARKHAND, MADHYA PRADESH, MANIPUR, MEGHALAYA, ORISSA, RAJASTHAN

* Figures taken from MIS of RGGVY (M/o Power)

Previous month's figure repeated due to wide variation

Energising Pump sets

Pumps sets energized

% Achievement of Target
During April-November, 2011

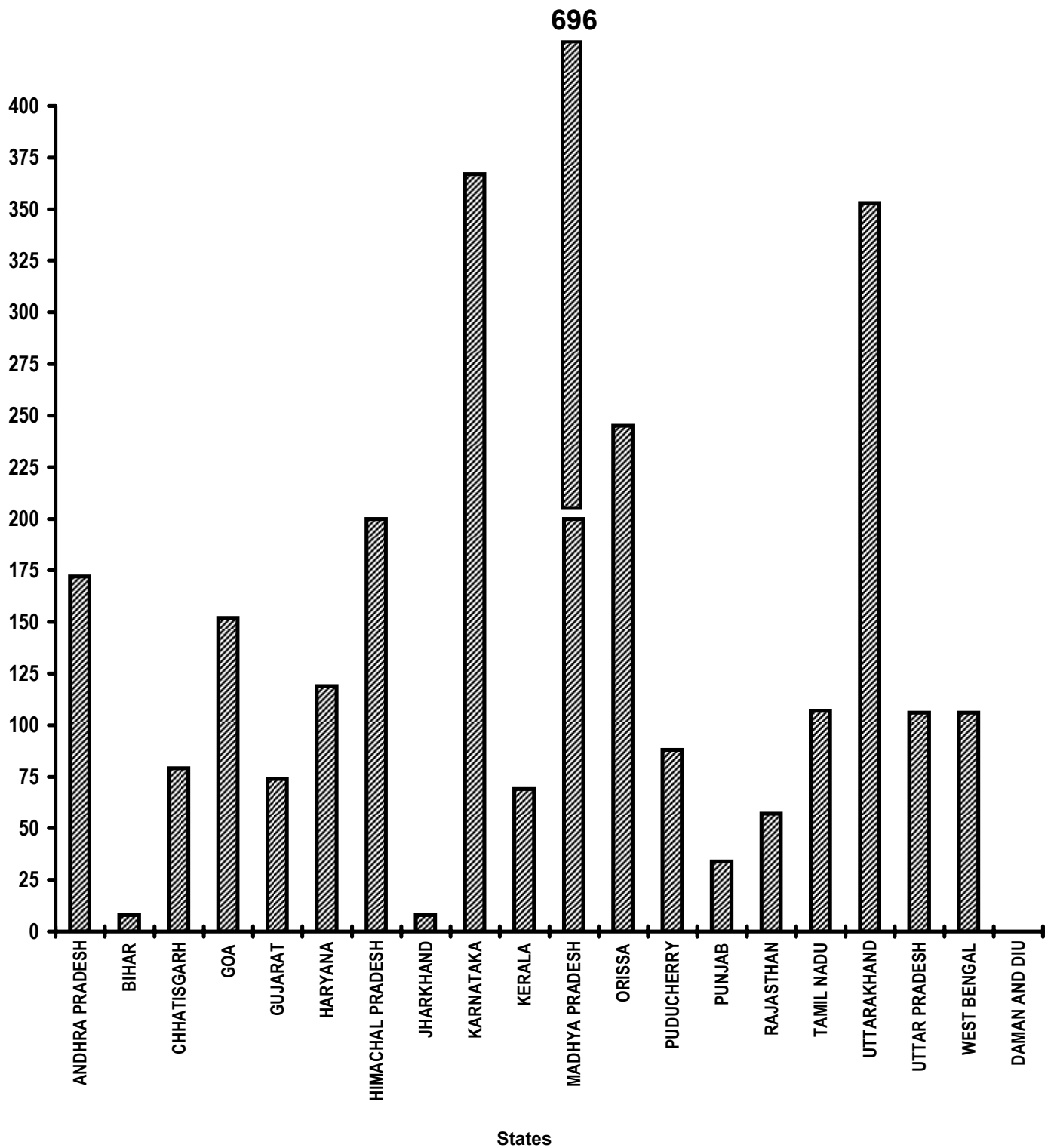


Table - 19

**Energising pump sets
Pumps sets energized
(Unit: Number)**

Sl. No.	State/UT Name	Target		Achievement April,2011- November,2011	Percent Achievement April,2011- November,2011
		2011-2012	April,2011- November,2011		
(1)	(2)	(3)	(4)	(5)	(5)/(4)
1	ANDHRA PRADESH	50,000	33,333	57,173	172
2	BIHAR	2,764	1,842	140	8
3	CHHATISGARH	20,000	13,333	10,560	79
4	GOA	100	66	100	152
5	GUJARAT	25,000	16,666	12,334	74
6	HARYANA	19,000	12,666	15,025	119
7	HIMACHAL PRADESH	760	504	1,007	200
8	JHARKHAND	22,000	14,666	1,108	8
9	KARNATAKA	25,400	16,933	62,113	367
10	KERALA	12,000	8,000	5,549	69
11	MADHYA PRADESH	17,237	11,490	79,913	696
12	ORISSA	1,190	792	1,937	245
13	PUDUCHERRY	25	16	14	88
14	PUNJAB	60,000	40,000	13,783	34
15	RAJASTHAN	45,000	30,000	17,120	57
16	TAMIL NADU	15,000	10,000	10,717	107
17	UTTARAKHAND	350	232	820	353
18	UTTAR PRADESH	22,058	14,704	15,625	106
19	WEST BENGAL	422	280	296	106
20	DAMAN AND DIU	25	16	0	0
Grand Total		3,38,331	2,25,539	3,05,334	135

Very Good:(90% or above of targets)

ANDHRA PRADESH, GOA, HARYANA, HIMACHAL PRADESH, KARNATAKA, MADHYA PRADESH, ORISSA, TAMIL NADU, UTTARAKHAND, UTTAR PRADESH, WEST BENGAL

Good:(Between 80% to 90% targets)

PUDUCHERRY

Poor:(Below 80% of targets)

BIHAR, CHHATISGARH, GUJARAT, JHARKHAND, KERALA, PUNJAB, RAJASTHAN, DAMAN AND DIU

* Previous figures 2010-11 repeated due to non-availability of fresh targets from concerned nodal Ministry.

Supply of Electricity

Electricity supplied

% Achievement of Target

During April-November, 2011

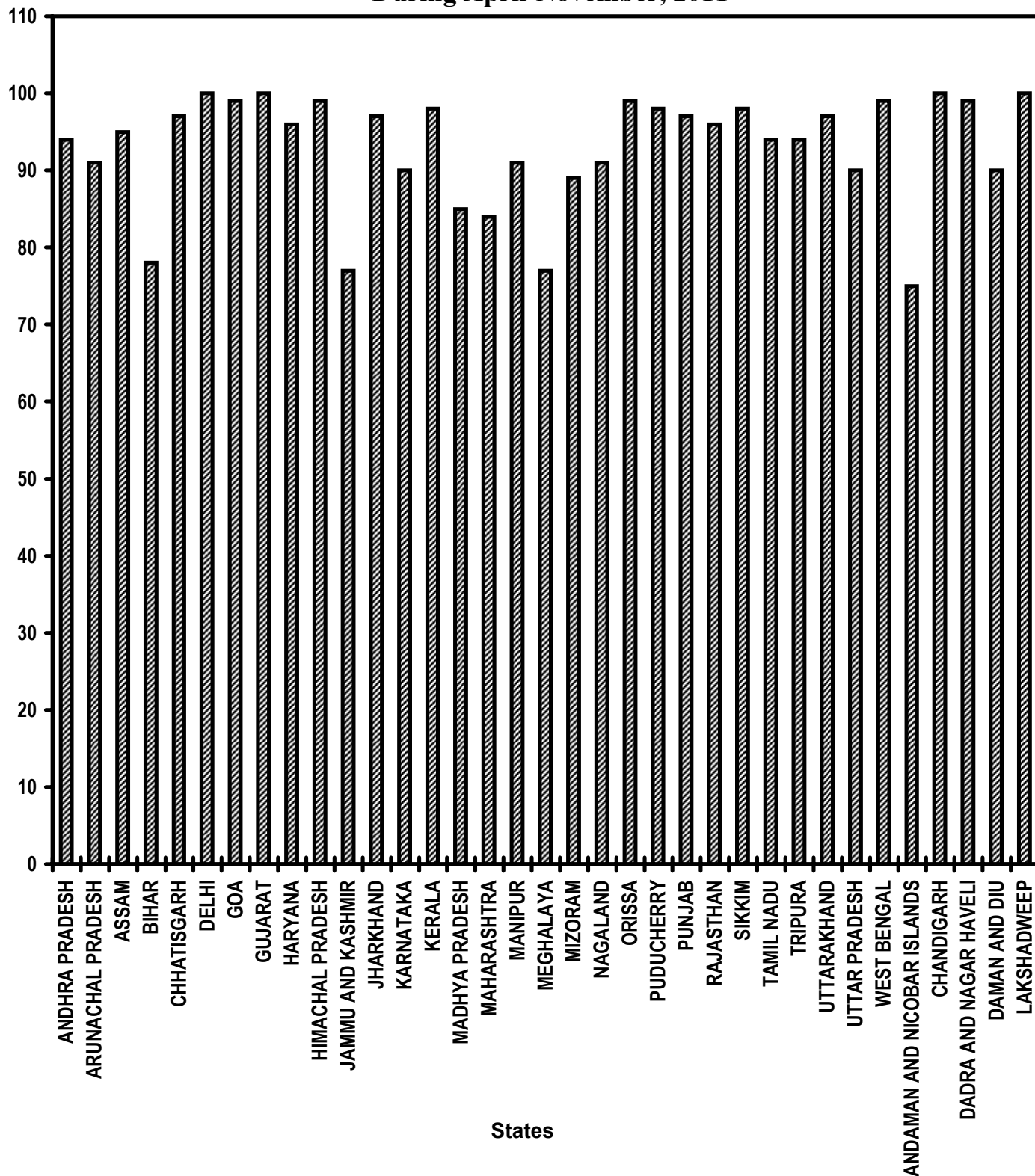


Table - 20

Supply of Electricity

Sl. No.	State/UT Name	Electricity demanded (Million Units) April,2011- November,2011	Electricity supplied (Million Units) April,2011- November,2011	Shortage observed (Million Units) April,2011- November,2011	Percentage of Electricity Supplied
(1)	(2)	(3)	(4)	(5)	(6)
1	ANDHRA PRADESH	59,079	55,727	3,352	94
2	ARUNACHAL PRADESH	388	354	34	91
3	ASSAM	4,185	3,960	225	95
4	BIHAR	9,418	7,379	2,039	78
5	CHHATISGARH	9,729	9,462	267	97
6	DELHI	19,592	19,540	52	100
7	GOA	2,014	1,995	19	99
8	GUJARAT	49,297	49,110	187	100
9	HARYANA	25,534	24,431	1,103	96
10	HIMACHAL PRADESH	5,335	5,285	50	99
11	JAMMU AND KASHMIR	8,914	6,887	2,027	77
12	JHARKHAND	4,032	3,928	104	97
13	KARNATAKA	37,501	33,825	3,676	90
14	KERALA	12,820	12,574	246	98
15	MADHYA PRADESH	29,761	25,404	4,357	85
16	MAHARASHTRA	90,870	75,948	14,922	84
17	MANIPUR	383	350	33	91
18	MEGHALAYA	1,297	993	304	77
19	MIZORAM	257	229	28	89
20	NAGALAND	396	361	35	91
21	ORISSA	15,259	15,155	104	99
22	PUDUCHERRY	1,489	1,466	23	98
23	PUNJAB	33,204	32,211	993	97
24	RAJASTHAN	31,778	30,569	1,209	96
25	SIKKIM	238	234	4	98
26	TAMIL NADU	56,919	53,265	3,654	94
27	TRIPURA	646	610	36	94
28	UTTARAKHAND	6,916	6,708	208	97
29	UTTAR PRADESH	53,642	48,030	5,612	90
30	WEST BENGAL	26,395	26,154	241	99
31	ANDAMAN AND NICOBAR ISLANDS	160	120	40	75
32	CHANDIGARH	1,137	1,135	2	100
33	DADRA AND NAGAR HAVELI	2,913	2,885	28	99
34	DAMAN AND DIU	1,441	1,290	151	90
35	LAKSHADWEEP	25	25	0	100
Grand Total		6,02,964	5,57,599	45,365	92

Very Good:(90% or above of targets)

ANDHRA PRADESH, ARUNACHAL PRADESH, ASSAM, CHHATISGARH, DELHI, GOA, GUJARAT, HARYANA, HIMACHAL PRADESH, JHARKHAND, KARNATAKA, KERALA, MANIPUR, NAGALAND, ORISSA, PUDUCHERRY, PUNJAB, RAJASTHAN, SIKKIM, TAMIL NADU, TRIPURA, UTTARAKHAND, UTTAR PRADESH, WEST BENGAL, CHANDIGARH, DADRA AND NAGAR HAVELI, DAMAN AND DIU, LAKSHADWEEP

Good:(Between 80% to 90% targets)

MADHYA PRADESH, MAHARASHTRA, MIZORAM

Poor:(Below 80% of targets)

BIHAR, JAMMU AND KASHMIR, MEGHALAYA, ANDAMAN AND NICOBAR ISLANDS

LIST OF ITEMS COVERED UNDER (TPP) - 2006

Point No.	Item No.	Name of the Points/Items
I.		Garibi Hatao [Poverty Eradication]
		Rural Areas
	1.	Employment generation under the <i>Mahatma Gandhi National Rural Employment Guarantee Act (MGNREGA)</i>
	2.	Swaranjayanti Gram Swarajgar Yojana (SGSY)
	3.	Rural Business Hubs in Partnership with Panchayats
	4.	Self help Groups
		Urban Areas
	5.	Swaranjayanti Shehari Rojgar Yojana
II.		Jan Shakti (Power to People)
	6.	Local Self Government (Panchayati Raj and Urban Local Bodies) <ul style="list-style-type: none"> - Activity Mapping for devolution of functions - Budget Flow of Funds - Assignment of Functionaries
	7.	Quick and Inexpensive Justice – Gram Nyayalayas and Nyaya Panchayats.
	8.	District Planning Committees.
III.		Kisan Mitra [Support to Farmers]
	9.	Water shed development
	10.	Marketing and infrastructural support to farmers
	11.	Irrigation facilities (including minor and micro irrigation) for agriculture
	12.	Credit to farmers
	13.	Distribution of waste land to the landless
IV.		Shramik Kalyan [Labour Welfare]
	14.	Social Security for Agricultural and Unorganised Labour
	15.	Minimum Wages Enforcement (including Farm Labour)
	16.	Prevention of Child Labour
	17.	Welfare of Women Labour
V.		Khadya Suraksha [Food Security]
	18.	<i>Food Security:</i> <ul style="list-style-type: none"> (i) Targeted Public Distribution system, (ii) Antyodaya Anna Yojana, (iii) Establishing Grain banks in chronically food scarcity areas
VI.		Subke Liye Aawas [Housing for All]
	19	Rural Housing - Indira Awaas Yojana
	20.	EWS/LIG Houses in Urban Areas

Contd.....

Point No.	Item No.	Name of the Points/Items
VII.		Shudh Peya Jal [Clean Drinking Water]
	21.	Rural Areas. - National Rural Drinking Water Programme-(<i>NRDWP</i>)
	22.	Urban Areas: - Accelerated Urban Water Supply Programme
VIII.		Jan Jan Ka Swasthya [Health for All]
	23.	Control and prevention of major diseases: (a) HIV/AIDS (b) TB (c) Malaria (d) Leprosy (e) Blindness
	24.	National Rural Health Mission
	25.	Immunisation of Children
	26.	Sanitation Programme in - Rural Areas - Urban areas
	27.	Institutional Delivery
	28.	Prevention of Female Foeticide
	29.	Supplementary nutrition for Mothers and Children
	30.	Two Child norms
IX.		Sabke Liye Shiksha [Education for All]
	31.	Sarv Shiksha Abhiyan - Compulsory Elementary Education
	32.	Mid Day Meal Scheme
X.		Anusuchit Jaati, Jan Jaati, Alp-sankhyak evam Anya Pichhra Varg Kalyan [Welfare of Scheduled Castes, Scheduled Tribes, Minorities and OBCs]
	33.	SC Families Assisted
	34.	Rehabilitation of Scavengers
	35.	ST Families Assisted
	36.	Rights of Forest dwellers – Owners of minor forest produce
	37.	Particularly Vulnerable Tribal Groups (PTGs)
	38.	No alienation of Tribal lands
	39.	Implementation of Panchayats (Extension to Scheduled Areas) Act [PESA]
	40.	Welfare of Minorities
	41.	Professional education among all minority communities
	42.	Reservation of OBCs in - Education - Employment
XI.		Mahila Kalyan [Women Welfare]
	43.	Financial Assistance for Women Welfare
	44.	Improved participation of women in (a) Panchayats (b) Municipalities (c) State Legislatures (d) Parliament

Contd.....

Point No.	Item No.	Name of the Points/Items
XII.		Bal Kalyan (Child Welfare)
	45.	Universalisation of ICDS Scheme
	46.	Functional Anganwadis
XIII.		Yuva Vikas [Youth Development]
	47.	Sports for all in Rural and Urban areas
	48.	Rashtriya Sadbhavana Yojana
	49.	National Service Scheme (NSS)
XIV.		Basti Sudhar [Improvement of Slums]
	50.	Number of Urban poor families assisted under seven point charter viz. land tenure, housing at affordable cost, water, sanitation, health, education, and social security.
XV.		Paryavaran Sanrakshan evam Van Vridhi [Environment Protection and Afforestation]
	51.	Afforestation (a) Area Covered under Plantation on - Public and Forest Lands (b) Number of Seedlings planted on -Public and Forest Lands
	52.	Prevention of pollution of Rivers and water bodies
	53.	Solid and liquid waste management in - Rural Areas - Urban Areas
XVI.		Samajik Suraksha [Social Security]
	54.	Rehabilitation of handicapped and orphans.
	55.	Welfare of the aged
XVII.		Grameen Sadak [Rural Roads]
	56.	Rural Roads - PMGSY
XVIII.		Grameen Oorja [Energization of Rural Area]
	57.	Bio-diesel Production
	58.	Rajiv Gandhi Grameen Vidyutikaran Yojana
	59.	Renewable Energy
	60.	Energising Pump sets
	61.	Supply of Electricity
	62.	Supply of Kerosene and LPG
XIX.		Pichhara Kshetra Vikas [Development of Backward Areas]
	63.	Backward Regions Grants Fund (<i>BRGF</i>)
XX.		e- Shasan [IT enabled e-Governance]
	64.	Central and State Governments
	65.	Panchayats and Municipalities

ABBREVIATIONS USED

AAY	Antyodaya Anna Yojana
ARWSP	Accelerated Rural Water Supply Programme
DDRS	Deen Dayal Rehabilitation Scheme
EWS	Economically Weaker Section
IAY	Indira Awaas Yojana
ICDS	Integrated Child Development Scheme
LIG	Low Income Group
MWE	Minimum Wages Enforcement
NC	Not Covered
NREGS	National Rural Employment Guarantee Scheme
PC	Partially Covered
PMGSY	Prime Minister Grameen Sadak Yojana
SC	Scheduled Caste
RGGVY	Rajiv Gandhi Grameen Vidyutikaran Yojana
SGRY	Sampoorna Grameen Rojgar yojana
SGSY	Swaranjayanati Gram Swarojgar Yojana
SHG	Self Help Groups
ST	Scheduled Tribe
TPDS	Targeted Public Distribution system