

TWENTY POINT PROGRAMME-2006
PROGRESS REPORT
FOR
APRIL- OCTOBER, 2010



GOVERNMENT OF INDIA
MINISTRY OF STATISTICS AND PROGRAMME IMPLEMENTATION
SARDAR PATEL BHAWAN, SANSAD MARG,
NEW DELHI-110 001

Website: www.mospi.gov.in

CONTENTS

	Page No.
I. Introduction	i
II. List of Twenty Points	ii
III. List of Monthly Monitored Items	iii
IV. List of items identified for appraisal	iv
V. Status of receipt of targets for Monthly Monitored items	v
VI. List of items under TPP-2006 yet to be operationalised	viii

PART-I

Overall Performance Analysis

VII. Progress Report	1
VIII. Highlights of Performance	2
Table - A - All India Performance	6
Table- B - State-wise Performance	7
Table- C - State Wise and Item Wise Performance	12

PART- II

Performance Tables

Table No.	Description of Item	
1	Employment Generation - <i>MGNREG</i> Scheme	22
2 A)	Swaranjayanti Gram Swarojgar Yojana (SGSY)	23
2(B)	SC, ST, Women and Disabled Swarozgaries Assisted under SGSY	25
3(A)	SHGs Formed under SGSY	26
3(B)	SHGs to whom income generating activities provided -SGSY	28
4(A)	Distribution of Waste Land to the Landless	29
4(B)	Waste Land Distributed to SC, ST and others	30
5(A)	Minimum Wages Enforcement (Including Farm Labour)	31
	(i) Inspections made (ii) Irregularities detected	
	(iii) Irregularities rectified	
5(B)	Minimum Wages Enforcement (Including Farm Labour)	32
	(i) Claims Filed (ii) Claims Settled	
5(c)	Minimum Wages Enforcement (Including Farm Labour)	33
	(i) Prosecution cases pending (ii) Prosecution cases filed	
	(iii) Prosecution cases decided	
6(A)	<i>Food Security</i> : Targeted Public Distribution System (TPDS) for AAY, APL & BPL,	34
6(B)	<i>Food Security</i> : TPDS only for Antyodaya Anna Yojana (AAY)	36
6(C)	<i>Food Security</i> : TPDS only for Below Poverty Line (BPL)	38
7	Rural Housing - Indira Awaas Yojana (IAY)	40

Contd...

Table No.	Description of Item	Page No.
8	EWS/LIG Houses in Urban Areas	42
9 (A)	Rural Areas - ARWSP Habitations (NC/PC) covered	44
9 (B)	Slipped back habitations and habitations with water quality problem addressed- <i>ARWSP</i>	46
10	Sanitation Programme in Rural Areas	48
11	Institutional Delivery	49
12	SC Families Assisted	50
13	Universalization of ICDS Scheme	52
14	Functional Anganwadis	54
15	No. of Urban Poor Families Assisted under Seven Point Charter	56
16(A)	<i>Afforestation</i> : Area Covered under Plantation- (Public and Forest Lands)	58
16(B)	<i>Afforestation</i> : Seedlings Planted – (Public and Forest Lands)	60
17	Rural Roads Constructed under (PMGSY)	62
18	Village Electrified under Rajiv Gandhi Grameen Vidyutikaran Yojana (RGGVY)	64
19	Energising Pump sets	66
20	Supply of Electricity	68
Annexures		
○	List of 65 items to be monitored under TPP-2006	Annexure – I 70-72
○	Abbreviations used	Annexure - II 73

Twenty Point Programme – 2006

An Introduction

The Twenty Point Programme (TPP) was launched by the Government of India in the year 1975 and restructured in 1982, 1986 and again in 2006. The restructured programme, known as Twenty Point Programme (TPP) – 2006, became operational with effect from 1st April, 2007. The Programme is meant to give a thrust to schemes relating to poverty alleviation, employment generation in rural areas, housing, education, family welfare & health, protection of environment and many other schemes having a bearing on the quality of life, especially in the rural areas.

2. The programmes and schemes under the TPP-2006 are in harmony with the priorities contained in the Millennium Development Goals (MDGs) of the United Nations and SAARC Social Charter. The original nomenclature, namely the Twenty Point Programme, which has been in existence for more than three decades and carries the stamp of familiarity among the people and administrative agencies, has been retained.

3. Twenty Point Programme (TPP) – 2006 originally consisted of 20 Points (*Appendix-1*) and 66 items being monitored individually by Central Nodal Ministries concerned. Up to 2007-08, out of 66 items, 22 items were monitored on monthly basis. From 1st April, 2008 *Sampoorna Grameen Rojgar Yojana* (SGRY) has been merged with another item namely “*National Rural Employment Guarantee Act*” which has now been renamed as *Mahatma Gandhi National Rural Employment Guarantee Act* from 31st December, 2009 therefore, SGRY has been dropped from the list of 66 items and only 65 items are now monitored under TPP-2006 since 2008-09. The list of 65 items is enclosed at *Annexure-I*.

4. Out of 65 items, 20 items (information in respect of 16 items is being collected from various States/ UTs and for remaining 4 items from the concerned Central Nodal Ministries) are being monitored on monthly basis during the period 2010-11 against the targets fixed at the beginning of financial year by the central nodal Ministries and State Governments (*Appendix-2&3*). The remaining items under TPP-2006, are being monitored on annual basis as the information in respect of these items will be made available by the concerned Central Nodal Ministries only on annual basis. These 65 items consist of about 160 identified parameters, however for the purpose of monthly performance, 19 identified parameters have been taken (*Appendix-4*).

5. Some of the schemes/programmes are yet to be operationalised by the Central Nodal Ministries concerned. These items will be monitored only after the schemes concerning them come into existence and their frequency of monitoring will be decided later. The details of such items are available at *Appendix-5*.

6. The monitoring mechanism for TPP-2006 has been widened by including block level monitoring in addition to District, State and Central level monitoring. Most of the States/Union Territories have constituted the block, district and state level monitoring committees. At the Centre, the progress of individual items is monitored and reviewed by the Departments/Ministries concerned. The Ministry of Statistics & Programme Implementation (MOSPI) monitors the Programme/ schemes covered under TPP-2006 on the basis of performance report received from State Government and central nodal Ministries.

Twenty Point Programme – 2006

Twenty Points

1. Garibi Hatao [Poverty Eradication]
2. Jan Shakti [Power to People]
3. Kisan Mitra [Support to Farmers]
4. Shramik Kalyan [Labour Welfare]
5. Khadya Suraksha [Food Security]
6. Subke Liye Aawas [Housing for All]
7. Shudh Peaya Jal [Clean Drinking Water]
8. Jan Jan Ka Swasthya [Health for All]
9. Sabke Liye Shiksha [Education for All]
10. Anusuchit Jaati, Jan Jaati, Alp-sankhyak evam Anya Pichhra
Varg Kalyan [Welfare of Scheduled Castes, Scheduled Tribes,
Minorities and OBCs]
11. Mahila Kalyan [Women Welfare]
12. Bal Kalyan [Child Welfare]
13. Yuva Vikas [Youth Development]
14. Basti Sudhar [Improvement of Slums]
15. Paryavaran Sanrakshan evam Van Vridhi
[Environment Protection and Afforestation]
16. Samajik Suraksha [Social Security]
17. Grameen Sadak [Rural Roads]
18. Grameen Oorja [Energization of Rural Area]
19. Pichhara Kshetra Vikas [Development of Backward Areas]
20. e- Shasan [IT enabled e-Governance]

Twenty Point Programme – 2006

Monthly Monitored Items

1. Employment Generation under the Mahatma Gandhi National Rural Employment Guarantee Scheme (*MGNREGA*)
2. Swaranjayanti Gram Swarojgar Yojana (SGSY)
3. ***Self help Groups:***
 - (i) Self help Groups formed under SGSY
 - (ii) SHGs to whom income generating activities provided under SGSY
4. Distribution of Waste land to landless
5. Minimum Wages Enforcement (Including Farm Labour)
6. ***Food Security:***
 - (i) Targeted Public Distribution System (TPDS) for AAY, APL & BPL,
 - (ii) TPDS only for Antyodaya Anna Yojana (AAY)
 - (iii) TPDS only for Below Poverty Line (BPL)
7. Rural Housing for Indira Awaas Yojana (IAY)
8. EWS/LIG Houses in Urban Areas
9. ***Rural Areas-*** Accelerated Rural Water Supply Programme (ARWSP)
 - (i) Habitations covered (NC & PC)
 - (ii) Slipped back habitations and habitations with water quality problems addressed
10. Sanitation Programme in Rural Areas
11. Institutional Delivery
12. SC Families Assisted
13. Universalisation of ICDS Scheme
14. Functional Anganwadis
15. Number of Urban poor families assisted under seven point charter viz. land tenure, housing at affordable cost, water, sanitation, health, education, and social security.
16. ***Afforestation:***
 - (a) Area Covered under Plantation on - Public and Forest Lands
 - (b) Number of Seedlings planted on -Public and Forest Lands
17. Rural Roads constructed under Prime Minister Grameen Sadak Yojana (PMGSY)
18. Village Electrified under Rajiv Gandhi Grameen Vidyutikaran Yojana (RGGVY)
19. Energising Pump sets
20. Supply of Electricity

STATUS OF RECEIPT OF TARGETS FOR MONTHLY MONITORED ITEMS UNDER TPP-2006

Item No.	Name of the item	Parameter	Parameters/ indicators	Whether State-wise targets fixed by the concerned Administrative Ministries	Whether targets have been received	Nodal Ministry
1	Employment Generation under the <i>Mahatma Gandhi National Rural Employment Guarantee Scheme</i>	-	(i) No. of job card issued (ii) Employment generated (iii) Wages given	Targets not fixed */ not supplied by Administrative Ministry	-	Ministry of Rural Development
2	Swaranjayanti Gram Swarojgar Yojana (SGSY)	1	<i>Individual Swarozgaries Assisted</i> (i) Total (ii) SC (iii) ST (iv) Women (v) Disabled person	Targets received from Administrative Ministry	Yes	-do-
3	Self help Groups	-	SHGs under SGSY - SHGs formed	Targets not fixed */ not supplied by Administrative Ministry	-	-do-
		2	- SHGs to whom income generating activities provided	Targets received from Administrative Ministry	Yes	-do-
4	Distribution of waste land to the landless	-	<i>Waste Land Distributed</i> (i) Total (ii) SC (iii)ST (iv) Others	Targets not fixed */ not supplied by Administrative Ministry	-	-do-
5	<i>Minimum Wages Enforcement</i> (including Farm Labour)	-	(a) <i>Agriculture and Farm workers</i> (i) Inspections made (ii) Irregularities detected (iii) Irregularities rectified (iv) Claims filed (v) claims settled (vi) Prosecution cases pending (vii) Prosecution cases filed (viii) Prosecution cases decided (b) <i>others</i>	Targets not fixed * / not supplied by Administrative Ministry	-	Ministry of Labour & Employment

Item No.	Name of the item	Parameter	Parameters/ indicators	Whether State-wise targets fixed by the concerned Administrative Ministries	Whether targets have been received	Nodal Ministry
6	Food Security: (i) Targeted Public Distribution System (AAY+APL+BPL) (ii) Antyodaya Anna Yojana (AAY) (iii) Below Poverty Line (BPL)	3	Allocation of Food Grains to States/UTs	Targets received from Administrative Ministry	Yes	Ministry of Consumer Affairs, Food & Public Distribution
		4	Allocation of Food Grains to States/UTs	-do-	Yes	-do-
		5	Allocation of Food Grains to States/UTs	-do-	Yes	-do-
7	Rural Housing - Indira Awaas Yojana (IAY)	6	Houses Constructed	Targets received from Administrative Ministry	Yes	Ministry of Rural Development
8	EWS/LIG Houses in Urban Areas	7	Houses Constructed	Targets may be fixed but not received from Administrative Ministry & hence previous year's target taken **	No	M/o Housing and Urban Poverty Alleviation
9	Rural Areas - Accelerated Rural Water Supply Programme -(ARWSP)	8	(i) Habitations covered (NC/PC)	Targets received from Administrative Ministry	Yes	M/o RD Department of Drinking Water Supply
		9	(ii) Slipped back Habitations and Habitations with water quality problem addressed	Targets received from Administrative Ministry	Yes	-do-
10.	Sanitation Programme in Rural Areas	-	Individual Household latrines constructed	Targets not fixed */ not supplied by Administrative Ministry	-	M/o RD Department of Drinking Water Supply
11.	Institutional Delivery	-	Delivery in Institutions	Targets not fixed */ not supplied by Administrative Ministry	-	Ministry of Health & Family Welfare
12.	SC Families Assisted	10	SC Families Assisted	Targets may be fixed but not received from Administrative Ministry & hence target of 2007-08 taken **	No	M/o Social Justice and Empowerment
13.	Universalisation of ICDS Scheme	11	ICDS Blocks Operational (Cumulative)	Targets received from Administrative Ministry	Yes	Ministry of Women and Child Development

** Reminders sent to Administrative Ministry to send this year's target.

Item No.	Name of the item	Parameter	Parameters/ indicators	Whether State-wise targets fixed by the concerned Administrative Ministries	Whether targets have been received	Nodal Ministry
14.	Functional Anganwadis	12	Anganwadis Functional (cumulative)	Targets received from Administrative Ministry	Yes	Ministry of Women and Child Development
15.	Number of Urban poor families assisted under seven point charter viz. land tenure, housing at affordable cost, water, sanitation, health, education, and social security.	13	Poor Families Assisted	Targets may be fixed but not received from Administrative Ministry, & hence last year's target has been taken in the review**	No	M/o Housing and Urban Poverty Alleviation
16	Afforestation: (a) Area Covered under Plantation on - Public and Forest Lands (b) Number of Seedlings planted on -Public and Forest Lands	14	(a) Area Covered under Plantation on - Public and Forest Lands	Targets received from Administrative Ministry	Yes	Ministry of Environment and Forest
		15	(b)Number of Seedlings of	Targets received from Administrative Ministry	Yes	do
17.	Rural Roads – PMGSY	16	Length of Road Constructed	Targets received from Administrative Ministry	Yes	Ministry of Rural Development
18.	Rajiv Gandhi Grameen Vidyutikaran Yojana (RGGVY)	17	Villages electrified	Targets received from Administrative Ministry	Yes	Ministry of Power
19.	Energising Pump sets	18	Pumpsets Energised	Targets received from Administrative Ministry	Yes	-do-
20	Supply of Electricity	19	Electricity demanded	Targets received from Administrative Ministry	Yes	-do-

** These items where Administrative Ministries have not fixed state-wise targets are not monitored/ reviewed on monthly basis (only 19 parametres being monitored on monthly basis) since these are monitored without fixing of targets with reference to actual achievements as these are demand driven based.*

**** Reminders have been sent to Administrative Ministry.**

Twenty Point Programme – 2006

Items/Parameters identified for appraisal

For the purpose of monthly appraisal, the performance of States under TPP-2006 is evaluated on the following 19 Parameters, contained in 15 Items and as per State/UT wise targets fixed by the Central Administrative Ministries.

Items	Parameters	Description of Item
1	1	Total No. of Individual Swarozgaries Assisted under SGSY
2	2	SHGs to whom income generating activities provided under SGSY
3	-	Food Security:
	3	(i) Targeted Public Distribution System (TPDS) for AAY, APL & BPL,
	4	(ii) TPDS only for Antyodaya Anna Yojana (AAY)
	5	(iii) TPDS only for Below Poverty Line (BPL)
4	6	Rural Housing under Indira Awaas Yojana (IAY)
5	7	EWS/LIG Houses in Urban Areas
6	-	Rural Areas:
	8	(i) Accelerated Rural Water Supply Programme-Habitation covered (NC & PC)
	9	(ii) Slipped back habitations and habitation with water quality problems addressed -ARWSP
7	10	SC Family Assisted
8	11	Universalisation of ICDS Scheme
9	12	Functional Anganwadis
10.	13	Number of Urban poor families assisted under seven point charter viz. land tenure, housing at affordable cost, water, sanitation, health, education, and social security.
11	-	Afforestation:
	14	(i) Area Covered under Plantation on- Public and Forest Lands
	15	(ii) Number of Seedlings planted on- Public and Forest Lands
12	16	Rural Roads constructed under Prime Minister Grameen Sadak Yojana (PMGSY)
13	17	Village electrified under Rajiv Gandhi Grameen Vidyutikaran Yojana (RGGVY)
14	18	Energising Pump sets
15	19	Supply of Electricity

List of items where the concerned schemes are yet to be operationalised

(i) ***Quick and inexpensive justice–Gram Nyayalayas and Nyaya Panchayats¹***: The Schemes of Gram Nyayalaya has been transferred to Ministry of Law and Justice for operationalisation. However the matter of Nyaya Panchayat is still under consideration/finalization in the Ministry of Panchayati Raj.

(ii) ***Sports for all in Rural and Urban Areas²*** : The scheme titled “Nagar Palika Yuva Krida Aur Khel Abhiyan” for the development of sports infrastructure in urban areas is yet to be approved.

1. when operationalise will be monitored under Point No. 2 *Jan Shakti (Power to People)* (Item 7)
2. when operationalise will be monitored under Point No 13 *Yuva Vikas (Youth Development)* (Item 47)

PART - I

TWENTY POINT PROGRAMME - 2006

OVERALL PERFORMANCE ANALYSIS

Twenty Point Programme-2006

Progress Report *-(April-October, 2010)

This monthly progress report of Twenty Point Programme-2006 consists of two parts: **Part-I** contains an analysis of the overall performance, whereas **Part-II** deals with item-wise performance.

2. The report is compiled on the basis of data received from the Central Nodal Ministries and State Governments/UT Administrations. The data is received either through web enabled software developed by National Informatics Centre (NIC) Cell in this Ministry or through Fax/e-mail/post. The processing of data has been done in association with NIC Cell.

3. The analysis for the period of **April-October, 2010** shows that the performance under **fourteen items** has been **‘Very Good’** (90% or above the targets). These items are:

- (i) Road Constructed under Prime Minister Grameen Sadak Yojana (PMGSY)
- (ii) Urban Poor Families Assisted under Seven Point Charter
- (iii) Seedlings Planted (Public and Forest Lands)
- (iv) Area Covered under Plantation (Public and Forest Lands)
- (v) SHGs Provided Income Generating Activities under SGSY
- (vi) Individual Swarozgaries Assisted under SGSY
- (vii) Pumpssets Energised
- (viii) *Food Security*: Targeted Public Distribution System only for BPL
- (ix) ICDS Blocks Operational (Cum.)
- (x) Houses Constructed under Indira Awaas Yojana (IAY)
- (xi) *Food Security*: Targeted Public Distribution System only for AAY
- (xii) SC Families Assisted
- (xiii) *Food Security*: Targeted Public Distribution System for APL, BPL & AAY and
- (xiv) Supply of Electricity

4. The performance of **three** items has been **‘Good’** (80% to 90% of target). The items are:

- (i) Anganwadis Functional (Cum.)
- (ii) Houses constructed under EWS/LIG and
- (iii) Village Electrified- Rajiv Gandhi Grameen Vidyutikaran Yojana (RGGVY)

5. The performance of **two** items has been **‘Poor’** (below 80% of target). These items are:

- (i) Slipped back habitations and habitations with water quality problems addressed-ARWSP and
- (ii) Habitations covered (NC and PC)- ARWSP

6. The item “*Sapoorna Gramin Rojgar Yojana (SGRY)*” has been merged with “*National Rural Employment Guarantee Scheme- NREGS*” with effect from 1st April, 2008 which has now been renamed as *Mahatma Gandhi National Rural Employment Guarantee Scheme (MGNREGS)* with effect from. 31st December, 2009. Some of items under TPP-2006 namely “*Mahatma Gandhi National Rural Employment Guarantee Scheme (MGNREGS)*”, *Self help Groups formed under SGSY*, *Sanitation Programme in Rural Area* and *Institutional Delivery*” are demand driven and no targets are assigned by concerned nodal Ministries where as for items like “*Distribution of Wasteland to the landless*” & *Minimum Wages Enforcement (including Farm Labour)*, concerned administrative Ministries are not in position to provide state/UT-wise targets as such all these items are being monitored on monthly basis without any targets but not been considered for the purpose of appraisal. In order to monitor the performance of TPDS under *Food Security* in a more purpose full manner individual monitoring of one more parameters namely BPL have been added besides existing parameters namely TPDS and AAY for monitoring on monthly basis. The items where monthly/quarterly/ annual targets have been provided by the Ministries concerned, monthly targets have been worked out on prorata basis.

* Based on monthly monitoring 19 Parameters.

HIGHLIGHTS OF PERFORMANCE

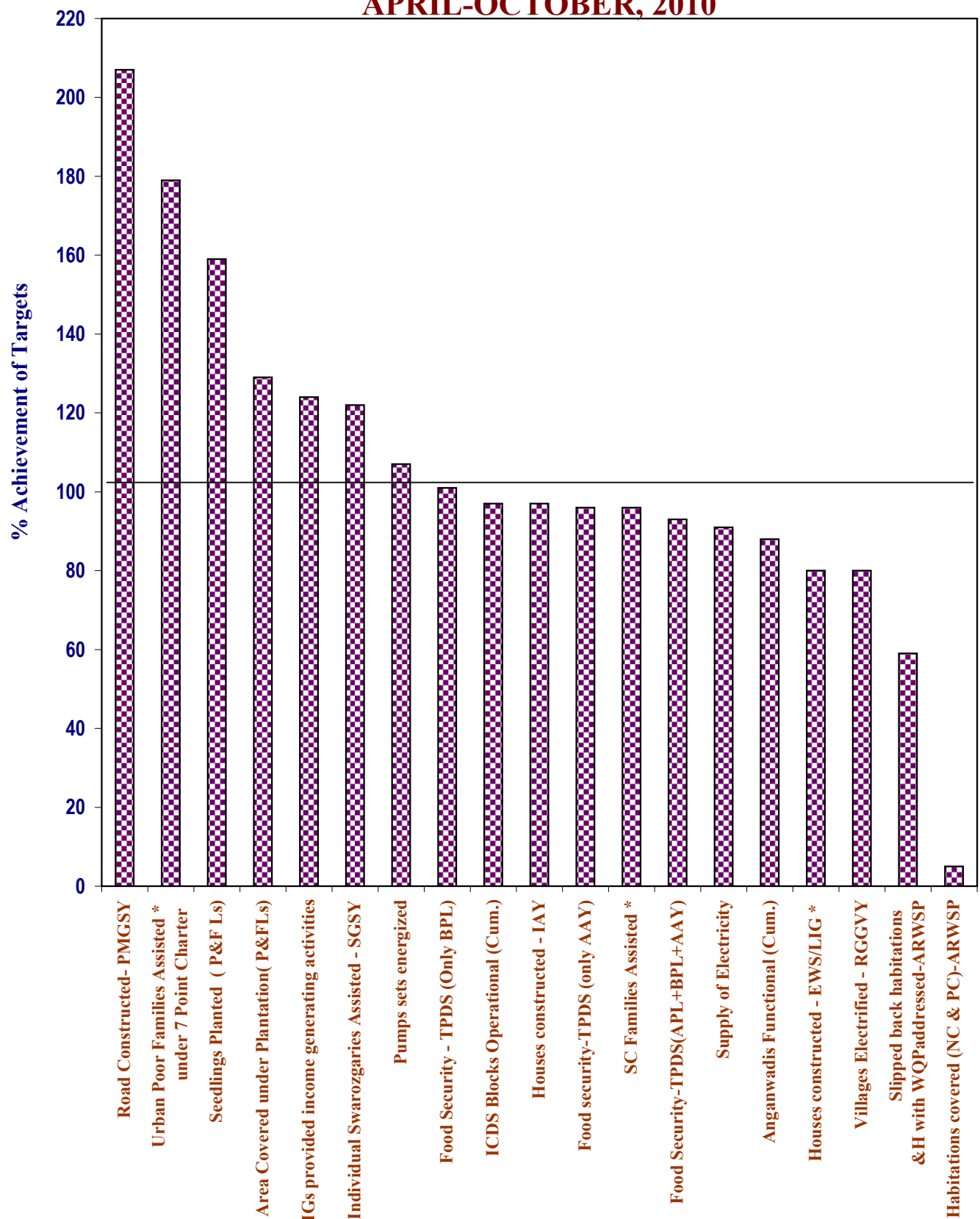
Sl. No.	Item	Achievement for April-October, 2010
1- Employment Generated under MGNREGS.		
	(i) No. of Job cards issued	65.70. lakh *
	(ii) Employment generated	150.37 crore mandays
	(iii) Wages given	Rs. 15037.01 crore
2- Swaranjayanti Gram Swarozgar Yojana (SGSY)		
	No. of Individual Swarozgaries Assisted	1,76,900
3- Self help Groups		
	(i) No. of SHGs formed	1,79,920
	(ii) No. of SHGs to whom income generating activities provided under SGSY	103,517
4- Distribution of waste land to the landless		
	Land Distributed	39,770 hectare
5- Minimum Wages Enforcement (Including Farm Labour)		
	(i) No. of Inspections made	77,660
	(ii) No. of Irregularities detected	9,183
	(iii) No. of Irregularities rectified	9,328
	(iv) No. of Claims filed	3,469
	(v) No. of Claims settled	1,387
	(vi) No. of Prosecution cases Pending	6,294
	(vii) No. of Prosecution cases filed	192
	(viii) No. of Prosecution cases decided	25
6- Food Security: (i) TPDS (ii) AAY (iii) BPL		
	(i) Food Security: Targeted Public Distribution System (TPDS)	257.53 lakh tonnes
	(ii) Food Security: Antyodaya Anna Yojana (AAY)	57.48 lakh tonnes
	(iii) Food Security: Below Poverty Line (BPL)	102.36 lakh tonnes
7- Rural Housing-Indira Awaas Yojana		
	No. of Houses constructed	10,03,249
8- EWS/LIG Houses in Urban Areas		
	No. of Houses constructed	74,935

Contd.....

Sl. No.	Item	Achievement for April-October, 2010
9-	Rural Areas. - Accelerated Rural Water Supply Programme	
	(i) Habitations covered (NC and PC)	8
	(ii) Slipped back habitations and habitations with water quality problems addressed-ARWSP	28,450
10-	Sanitation Programme in Rural Areas	
	No. of Individual household latrines constructed	53.02 lakh
11-	Institutional Delivery	
	No. of Deliveries in Institutions	85.98 lakh
12-	SC Families Assisted	
	No. of SC Families Assisted	26.81 lakh
13-	Universalisation of ICDS Schemes	
	No. of ICDS Blocks Operational (Cum.)	6,627
14-	Functional Anganwadis	
	No. of Anganwadis Functional (Cum.)	11.95 lakh
15-	Number of Urban poor families assisted under seven point charter viz. land tenure, housing at affordable cost, water, sanitation, health, education, and social security.	
	No. of Poor Families Assisted	2,44,175
16-	Afforestation:	
	(i) Area Covered under Plantation (Public and Forest Lands)	13,00,949 hectares
	(ii) No. of Seedlings Planted (Public and Forest Lands)	100.78 crore
17-	Rural Road- Prime Minister Grameen Sadak Yojana (PMGSY)	
	Length of Road Constructed	22,571 Kms
18-	Rajiv Gandhi Grameen Vidyutikaran Yojana (RGGVY)	
	No. of Villages Electrified	8,106
19-	Energized Pumps sets	
	No. of Pumps sets energized	2,05,112
20-	Supply of Electricity	
	Electricity supplied	4,47,909 million units (MU)

Note:- * Some of States are reporting performance since inception but now it has been reconciled with the performance figures supplied by M/o Rural Development to set performance targets during April-October, 2010.

PERFORMANCE DURING APRIL-OCTOBER, 2010



ACHIEVEMENT HIGHLIGHTS

PERFORMANCE DURING APRIL- OCTOBER, 2010

The cumulative performance during April to October, 2010 has been "Very Good" for 14 items, "Good" for 3 items, and "Poor" for 2 items.

A. "Very Good" Performance (90% or above of targets)

<u>No.</u>	<u>Items</u>	<u>% Achievement</u>
1	Road Constructed- PMGSY	207
2	Urban Poor Families Assisted under Seven Point Charter	179
3	Seedlings Planted (Public and Forest Lands)	159
4	Area Covered under Plantation (Public & Forest Lands)	129
5	SHGs provided income generating activities	124
6	Individual Swarozgaries Assisted - SGSY	122
7	Pumps sets energized	107
8	Food Security: Targeted Public Distribution System (Only BPL)	101
9	ICDS Blocks Operational (Cum.)	97
10	Houses constructed - IAY	97
11	Food Security: Targeted Public Distribution System (only AAY)	96
12	SC Families Assisted	96
13	Food Security: Targeted Public Distribution System (APL+BPL+AAY)	93
14	Supply of Electricity	91

B. "Good" Performance (80% to 90%)

15	Anganwadis Functional (Cum.)	88
16	Houses constructed - EWS/LIG	80
17	Villages Electrified - RGGVY	80

C. Areas of concern-where the performance is below 80%

18	Slipped back habitations and habitations with water quality problems addressed-ARWSP	59
19	Habitations covered (NC and PC) - ARWSP	5

Table - A

Targets for 2010-2011 & April to October, 2010 and achievements during the period April to October, 2010
ALL INDIA PERFORMANCE

Sl. No.	Item Description	Units	Targets		Achievements	% Achievements of Targets during April - October,2010
			2010-2011	April - October,2010	April - October,2010	
1	Individual Swarozgaries Assisted - SGSY	Number	3,22,093	1,44,934	1,76,900	122
2	SHGs provided income generating activities	Number	1,85,525	83,499	1,03,517	124
3	Food Security:Targeted Public Ditribution System(TPDS)	Tonnes	-	2,76,81,680	2,57,52,758	93
4	Food Security:Antodaya Anna Yojana(AAY)	Tonnes	-	59,62,636	57,47,781	96
5	Food Security:Targeted Public Ditribution System (Only BPL)	Tonnes	-	1,01,82,822	1,02,36,100	101
6	Houses constructed - IAY	Number	28,08,697	10,29,871	10,03,249	97
7	Houses constructed - EWS/LIG	Number	1,59,707	93,138	74,935	80
8	Habitations covered (NC and PC) - ARWSP	Number	376	149	8	5
9	Slipped back habitations and habitations with water quality problems addressed- ARWSP	Number	1,21,436	48,566	28,450	59
10	SC Families Assisted	Number	47,74,200	27,84,882	26,81,033	96
11	ICDS Blocks Operational (Cum.)	Number	7,012	6,840	6,627	97
12	Anganwadis Functional (Cum.)	Number	13,66,624	13,56,027	11,94,577	88
13	Urban Poor Families Assisted under Seven Point Charter	Number	2,33,711	1,36,316	2,44,175	179
14	Area Covered under Plantation (Public and Forest Lands)	Hectares	17,31,850	10,10,205	13,00,949	129
15	Seedlings Planted (Public and Forest Lands)	Number	1,08,58,20,000	63,33,95,592	1,00,78,12,951	159
16	Road Constructed- PMGSY	Kilometer	34,455	10,907	22,571	207
17	Villages Electrified - RGGVY	Number	17,500	10,181	8,106	80
18	Pumps sets energized	Number	3,28,950	1,91,870	2,05,112	107
19	Electricity supplied	Million Units	-	4,93,039	4,47,909	91

Table - B**STATE-WISE PERFORMANCE DURING APRIL TO OCTOBER, 2010 (PERCENT ACHIEVEMENT)**

Sl.No.	Description	ALL INDIA	AP	ARP	AS	BI	CHHA.	DELHI	GOA
1	Individual Swarozgaries Assisted - SGSY	122	43	25	35	10	76	NA	10
2	SHGs provided income generating activities	124	251	2	47	58	81	NA	42
3	Food security-Targeted Public Distribution system (APL+BPL+AAY)	93	92	87	93	83	97	104	75
4	Food security-Targeted Public Distribution system (only AAY)	96	99	86	99	93	96	81	99
5	Food Security - Targeted Public Distribution System (Only BPL)	101	101	86	98	90	101	90	100
6	Houses constructed - IAY	97	97	32	120	92	122	NA	57
7	Houses constructed - EWS/LIG	80	42	0	0	NA	285	34	28
8	Habitations covered (NC and PC) - ARWSP	5	NA	NA	NA	NA	NA	NA	NA
9	Slipped back habitations and habitations with water quality problems addressed-ARWSP	59	19	0	57	15	22	NA	NA
10	SC Families Assisted	96	79	NA	60	90	121	20	59
11	ICDS Blocks Operational (Cum.)	97	99	100	100	100	94	71	100
12	Anganwadis Functional (Cum.)	88	88	100	93	87	57	100	102
13	Urban Poor Families Assisted under Seven Point Charter	179	NA	NA	562	NA	0	7	NA
14	Area Covered under Plantation (Public and Forest Lands)	129	88	0	4	52	166	2,180	152
15	Seedlings Planted (Public and Forest Lands)	159	134	1	170	52	189	2,453	157
16	Road Constructed- PMGSY	207	247	230	77	55	146	NA	NA
17	Villages Electrified - RGGVY	80	NA	62	136	85	62	NA	NA
18	Pumps sets energized	107	143	NA	NA	NA	43	NA	71
19	Supply of Electricity	91	95	84	92	87	98	100	98

NA - Not Applicable

Table - B(Contd.)

STATE-WISE PERFORMANCE DURING APRIL TO OCTOBER, 2010 (PERCENT ACHIEVEMENT)

Sl.No.	Description	ALL INDIA	GUJ	HRY	HP	J&K	JHAR.	KAR	KER
1	Individual Swarozgaries Assisted - SGSY	122	389	30	131	233	115	192	103
2	SHGs provided income generating activities	124	207	112	108	20	265	83	83
3	Food security-Targeted Public Distribution system (APL+BPL+AAY)	93	88	83	94	106	82	99	99
4	Food security-Targeted Public Distribution system (only AAY)	96	103	97	100	101	100	99	104
5	Food Security - Targeted Public Distribution System (Only BPL)	101	106	101	85	102	96	104	109
6	Houses constructed - IAY	97	79	102	41	143	335	75	131
7	Houses constructed - EWS/LIG	80	319	0	NA	NA	NA	10	32
8	Habitations covered (NC and PC) - ARWSP	5	NA	NA	NA	NA	NA	NA	NA
9	Slipped back habitations and habitations with water quality problems addressed-ARWSP	59	84	57	106	33	1	107	0
10	SC Families Assisted	96	133	53	108	8,434	133	67	140
11	ICDS Blocks Operational (Cum.)	97	100	95	97	101	100	100	93
12	Anganwadis Functional (Cum.)	88	99	68	97	88	100	100	97
13	Urban Poor Families Assisted under Seven Point Charter	179	312	NA	NA	NA	NA	36	NA
14	Area Covered under Plantation (Public and Forest Lands)	129	132	457	139	10	61	156	160
15	Seedlings Planted (Public and Forest Lands)	159	288	452	139	13	104	212	267
16	Road Constructed- PMGSY	207	184	469	213	281	374	263	182
17	Villages Electrified - RGGVY	80	NA	NA	110	79	57	100	NA
18	Pumps sets energized	107	144	276	250	NA	NA	104	73
19	Supply of Electricity	91	94	93	98	74	97	90	98

NA - Not Applicable

Table - B(Contd.)

STATE-WISE PERFORMANCE DURING APRIL TO OCTOBER, 2010 (PERCENT ACHIEVEMENT)

Sl.No.	Description	ALL INDIA	MP	MAH	MANI	MEGH	MIZ	NAGA	ORI
1	Individual Swarozgaries Assisted - SGSY	122	321	54	0	788	372	156	28
2	SHGs provided income generating activities	124	105	80	12	71	169	16	54
3	Food security-Targeted Public Distribution system (APL+BPL+AAY)	93	82	85	23	88	84	123	95
4	Food security-Targeted Public Distribution system (only AAY)	96	82	94	28	97	86	105	98
5	Food Security - Targeted Public Distribution System (Only BPL)	101	97	101	24	93	82	133	100
6	Houses constructed - IAY	97	101	45	19	117	141	0	116
7	Houses constructed - EWS/LIG	80	NA	93	NA	NA	0	NA	15
8	Habitations covered (NC and PC) - ARWSP	5	NA	NA	NA	NA	NA	NA	NA
9	Slipped back habitations and habitations with water quality problems addressed-ARWSP	59	102	116	0	32	0	0	79
10	SC Families Assisted	96	70	146	0	NA	NA	NA	23
11	ICDS Blocks Operational (Cum.)	97	100	100	100	100	100	105	100
12	Anganwadis Functional (Cum.)	88	92	80	84	100	100	100	93
13	Urban Poor Families Assisted under Seven Point Charter	179	NA	84	NA	61	NA	NA	NA
14	Area Covered under Plantation (Public and Forest Lands)	129	68	141	139	37	206	0	243
15	Seedlings Planted (Public and Forest Lands)	159	68	187	170	209	123	0	205
16	Road Constructed- PMGSY	207	188	926	32	0	125	0	141
17	Villages Electrified - RGGVY	80	135	NA	41	8	119	207	74
18	Pumps sets energized	107	269	NA	NA	NA	NA	NA	99
19	Supply of Electricity	91	82	82	88	84	83	88	100

NA - Not Applicable

Table - B(Contd.)

STATE-WISE PERFORMANCE DURING APRIL TO OCTOBER, 2010 (PERCENT ACHIEVEMENT)

Sl.No.	Description	ALL INDIA	PUDU	PUN	RAJ	SIK	TN	TRI	UTTA.
1	Individual Swarozgaries Assisted - SGSY	122	8	261	41	118	119	0	122
2	SHGs provided income generating activities	124	101	52	65	58	122	265	121
3	Food security-Targeted Public Distribution system (APL+BPL+AAY)	93	86	83	93	99	113	84	86
4	Food security-Targeted Public Distribution system (only AAY)	96	95	68	101	98	111	96	90
5	Food Security - Targeted Public Distribution System (Only BPL)	101	94	99	101	99	123	104	95
6	Houses constructed - IAY	97	9	132	62	155	0	77	97
7	Houses constructed - EWS/LIG	80	24	NA	128	171	90	122	NA
8	Habitations covered (NC and PC) - ARWSP	5	NA	100	0	NA	NA	NA	20
9	Slipped back habitations and habitations with water quality problems addressed-ARWSP	59	NA	60	70	0	48	44	64
10	SC Families Assisted	96	73	70	95	12	98	1	105
11	ICDS Blocks Operational (Cum.)	97	100	100	100	108	100	104	100
12	Anganwadis Functional (Cum.)	88	100	100	93	89	100	100	40
13	Urban Poor Families Assisted under Seven Point Charter	179	NA	NA	NA	49	253	0	NA
14	Area Covered under Plantation (Public and Forest Lands)	129	71	167	370	28	115	183	155
15	Seedlings Planted (Public and Forest Lands)	159	292	167	240	29	105	191	154
16	Road Constructed- PMGSY	207	NA	525	585	98	598	35	187
17	Villages Electrified - RGGVY	80	NA	NA	111	700	0	NA	NA
18	Pumps sets energized	107	145	76	73	NA	94	NA	200
19	Supply of Electricity	91	94	93	99	100	93	87	93

NA - Not Applicable

Table - B(Contd.)

STATE-WISE PERFORMANCE DURING APRIL TO OCTOBER, 2010 (PERCENT ACHIEVEMENT)

Sl.No.	Description	ALL INDIA	UP	WB	A&N	CHND.	D&N	D&D	LAKSH
1	Individual Swarozgaries Assisted - SGSY	122	150	302	773	NA	155	127	145
2	SHGs provided income generating activities	124	90	425	500	NA	0	0	0
3	Food security-Targeted Public Distribution system (APL+BPL+AAY)	93	97	97	51	86	2	8	57
4	Food security-Targeted Public Distribution system (only AAY)	96	98	85	55	27	1	11	0
5	Food Security - Targeted Public Distribution System (Only BPL)	101	97	102	46	100	1	18	0
6	Houses constructed - IAY	97	77	151	20	NA	25	0	149
7	Houses constructed - EWS/LIG	80	NA	37	NA	NA	NA	NA	NA
8	Habitations covered (NC and PC) - ARWSP	5	NA	NA	0	NA	NA	NA	0
9	Slipped back habitations and habitations with water quality problems addressed-ARWSP	59	32	27	NA	NA	NA	NA	NA
10	SC Families Assisted	96	59	107	NA	107	NA	NA	NA
11	ICDS Blocks Operational (Cum.)	97	100	72	100	100	100	100	100
12	Anganwadis Functional (Cum.)	88	82	94	97	84	87	91	100
13	Urban Poor Families Assisted under Seven Point Charter	179	NA	NA	NA	NA	NA	NA	NA
14	Area Covered under Plantation (Public and Forest Lands)	129	124	74	156	154	172	0	109
15	Seedlings Planted (Public and Forest Lands)	159	181	181	76	167	522	44	122
16	Road Constructed- PMGSY	207	338	79	NA	NA	NA	NA	NA
17	Villages Electrified - RGGVY	80	NA	166	NA	NA	NA	NA	NA
18	Pumps sets energized	107	109	15	NA	NA	NA	0	NA
19	Supply of Electricity	91	84	97	75	100	100	93	100

NA - Not Applicable

Table - C

Items in which the States/UTs performance is Very Good (90% and above),
Good (80% to 90%) and Poor (below 80%) during the period
April to October, 2010

1. ANDHRA PRADESH

Very Good

SHGs provided income generating activities, Food Security:Targeted Public Distribution System(TPDS), Food Security:Antodaya Anna Yojana(AAY), Food Security:Targeted Public Distribution System (Only BPL), Houses constructed - IAY, ICDS Blocks Operational (Cum.), Seedlings Planted (Public and Forest Lands), Road Constructed-PMGSY, Pumps sets energized, Electricity supplied

Good

Anganwadis Functional (Cum.), Area Covered under Plantation (Public and Forest Lands)

Poor

Individual Swarozgaries Assisted - SGSY, Houses constructed - EWS/LIG, Slipped back habitations and habitations with water quality problems addressed-ARWSP, SC Families Assisted

2. ARUNACHAL PRADESH

Very Good

ICDS Blocks Operational (Cum.), Anganwadis Functional (Cum.), Road Constructed- PMGSY

Good

Food Security:Targeted Public Distribution System(TPDS), Food Security:Antodaya Anna Yojana(AAY), Food Security:Targeted Public Distribution System (Only BPL), Electricity supplied

Poor

Individual Swarozgaries Assisted - SGSY, SHGs provided income generating activities, Houses constructed - IAY, Houses constructed - EWS/LIG, Slipped back habitations and habitations with water quality problems addressed-ARWSP, Area Covered under Plantation (Public and Forest Lands), Seedlings Planted (Public and Forest Lands), Villages Electrified - RGGVY

3. ASSAM

Very Good

Food Security:Targeted Public Distribution System(TPDS), Food Security:Antodaya Anna Yojana(AAY), Food Security:Targeted Public Distribution System (Only BPL), Houses constructed - IAY, ICDS Blocks Operational (Cum.), Anganwadis Functional (Cum.), Urban Poor Families Assisted under Seven Point Charter, Seedlings Planted (Public and Forest Lands), Villages Electrified - RGGVY, Electricity supplied

Poor

Individual Swarozgaries Assisted - SGSY, SHGs provided income generating activities, Houses constructed - EWS/LIG, Slipped back habitations and habitations with water quality problems addressed-ARWSP, SC Families Assisted, Area Covered under Plantation (Public and Forest Lands), Road Constructed- PMGSY

4. BIHAR

Very Good

Food Security:Antodaya Anna Yojana(AAY), Food Security:Targeted Public Distribution System (Only BPL), Houses constructed - IAY, SC Families Assisted, ICDS Blocks Operational (Cum.)

Good

Food Security:Targeted Public Distribution System(TPDS), Anganwadis Functional (Cum.), Villages Electrified - RGGVY, Electricity supplied

Poor

Individual Swarozgaries Assisted - SGSY, SHGs provided income generating activities, Slipped back habitations and habitations with water quality problems addressed-ARWSP, Area Covered under Plantation (Public and Forest Lands), Seedlings Planted (Public and Forest Lands), Road Constructed- PMGSY

Table - C (Contd..)

5. CHHATISGARH

Very Good

Food Security:Targeted Public Distribution System(TPDS), Food Security:Antodaya Anna Yojana(AAY), Food Security:Targeted Public Distribution System (Only BPL), Houses constructed - IAY, Houses constructed - EWS/LIG, SC Families Assisted, ICDS Blocks Operational (Cum.), Area Covered under Plantation (Public and Forest Lands), Seedlings Planted (Public and Forest Lands), Road Constructed- PMGSY, Electricity supplied

Good

SHGs provided income generating activities

Poor

Individual Swarozgaries Assisted - SGSY, Slipped back habitations and habitations with water quality problems addressed-ARWSP, Anganwadis Functional (Cum.), Urban Poor Families Assisted under Seven Point Charter, Villages Electrified - RGGVY, Pumps sets energized

6. DELHI

Very Good

Food Security:Targeted Public Distribution System(TPDS), Food Security:Targeted Public Distribution System (Only BPL), Anganwadis Functional (Cum.), Area Covered under Plantation (Public and Forest Lands), Seedlings Planted (Public and Forest Lands), Electricity supplied

Good

Food Security:Antodaya Anna Yojana(AAY)

Poor

Houses constructed - EWS/LIG, SC Families Assisted, ICDS Blocks Operational (Cum.), Urban Poor Families Assisted under Seven Point Charter

7. GOA

Very Good

Food Security:Antodaya Anna Yojana(AAY), Food Security:Targeted Public Distribution System (Only BPL), ICDS Blocks Operational (Cum.), Anganwadis Functional (Cum.), Area Covered under Plantation (Public and Forest Lands), Seedlings Planted (Public and Forest Lands), Electricity supplied

Poor

Individual Swarozgaries Assisted - SGSY, SHGs provided income generating activities, Food Security:Targeted Public Distribution System(TPDS), Houses constructed - IAY, Houses constructed - EWS/LIG, SC Families Assisted, Pumps sets energized

8. GUJARAT

Very Good

Individual Swarozgaries Assisted - SGSY, SHGs provided income generating activities, Food Security:Antodaya Anna Yojana(AAY), Food Security:Targeted Public Distribution System (Only BPL), Houses constructed - EWS/LIG, SC Families Assisted, ICDS Blocks Operational (Cum.), Anganwadis Functional (Cum.), Urban Poor Families Assisted under Seven Point Charter, Area Covered under Plantation (Public and Forest Lands), Seedlings Planted (Public and Forest Lands), Road Constructed- PMGSY, Pumps sets energized, Electricity supplied

Good

Food Security:Targeted Public Distribution System(TPDS), Slipped back habitations and habitations with water quality problems addressed-ARWSP

Poor

Houses constructed - IAY

Table - C (Contd..)

9. HARYANA

Very Good

SHGs provided income generating activities, Food Security:Antodaya Anna Yojana(AAY), Food Security:Targeted Public Distribution System (Only BPL), Houses constructed - IAY, ICDS Blocks Operational (Cum.), Area Covered under Plantation (Public and Forest Lands), Seedlings Planted (Public and Forest Lands), Road Constructed- PMGSY, Pumps sets energized, Electricity supplied

Good

Food Security:Targeted Public Distribution System(TPDS)

Poor

Individual Swarozgaries Assisted - SGSY, Houses constructed - EWS/LIG, Slipped back habitations and habitations with water quality problems addressed-ARWSP, SC Families Assisted, Anganwadis Functional (Cum.)

10. HIMACHAL PRADESH

Very Good

Individual Swarozgaries Assisted - SGSY, SHGs provided income generating activities, Food Security:Targeted Public Distribution System(TPDS), Food Security:Antodaya Anna Yojana(AAY), Slipped back habitations and habitations with water quality problems addressed-ARWSP, SC Families Assisted, ICDS Blocks Operational (Cum.), Anganwadis Functional (Cum.), Area Covered under Plantation (Public and Forest Lands), Seedlings Planted (Public and Forest Lands), Road Constructed- PMGSY, Villages Electrified - RGGVY, Pumps sets energized, Electricity supplied

Good

Food Security:Targeted Public Distribution System (Only BPL)

Poor

Houses constructed - IAY

11. JAMMU AND KASHMIR

Very Good

Individual Swarozgaries Assisted - SGSY, Food Security:Targeted Public Distribution System(TPDS), Food Security:Antodaya Anna Yojana(AAY), Food Security:Targeted Public Distribution System (Only BPL), Houses constructed - IAY, SC Families Assisted, ICDS Blocks Operational (Cum.), Road Constructed- PMGSY

Good

Anganwadis Functional (Cum.)

Poor

SHGs provided income generating activities, Slipped back habitations and habitations with water quality problems addressed-ARWSP, Area Covered under Plantation (Public and Forest Lands), Seedlings Planted (Public and Forest Lands), Villages Electrified - RGGVY, Electricity supplied

12. JHARKHAND

Very Good

Individual Swarozgaries Assisted - SGSY, SHGs provided income generating activities, Food Security:Antodaya Anna Yojana(AAY), Food Security:Targeted Public Distribution System (Only BPL), Houses constructed - IAY, SC Families Assisted, ICDS Blocks Operational (Cum.), Anganwadis Functional (Cum.), Seedlings Planted (Public and Forest Lands), Road Constructed- PMGSY, Electricity supplied

Good

Food Security:Targeted Public Distribution System(TPDS)

Poor

Slipped back habitations and habitations with water quality problems addressed-ARWSP, Area Covered under Plantation (Public and Forest Lands), Villages Electrified - RGGVY

Table - C (Contd..)

13. KARNATAKA

Very Good

Individual Swarozgaries Assisted - SGSY, Food Security:Targeted Public Distribution System(TPDS), Food Security:Antodaya Anna Yojana(AAY), Food Security:Targeted Public Distribution System (Only BPL), Slipped back habitations and habitations with water quality problems addressed-ARWSP, ICDS Blocks Operational (Cum.), Anganwadis Functional (Cum.), Area Covered under Plantation (Public and Forest Lands), Seedlings Planted (Public and Forest Lands), Road Constructed- PMGSY, Villages Electrified - RGGVY, Pumps sets energized, Electricity supplied

Good

SHGs provided income generating activities

Poor

Houses constructed - IAY, Houses constructed - EWS/LIG, SC Families Assisted, Urban Poor Families Assisted under Seven Point Charter

14. KERALA

Very Good

Individual Swarozgaries Assisted - SGSY, Food Security:Targeted Public Distribution System(TPDS), Food Security:Antodaya Anna Yojana(AAY), Food Security:Targeted Public Distribution System (Only BPL), Houses constructed - IAY, SC Families Assisted, ICDS Blocks Operational (Cum.), Anganwadis Functional (Cum.), Area Covered under Plantation (Public and Forest Lands), Seedlings Planted (Public and Forest Lands), Road Constructed- PMGSY, Electricity supplied

Good

SHGs provided income generating activities

Poor

Houses constructed - EWS/LIG, Slipped back habitations and habitations with water quality problems addressed-ARWSP, Pumps sets energized

15. MADHYA PRADESH

Very Good

Individual Swarozgaries Assisted - SGSY, SHGs provided income generating activities, Food Security:Targeted Public Distribution System (Only BPL), Houses constructed - IAY, Slipped back habitations and habitations with water quality problems addressed-ARWSP, ICDS Blocks Operational (Cum.), Anganwadis Functional (Cum.), Road Constructed-PMGSY, Villages Electrified - RGGVY, Pumps sets energized

Good

Food Security:Targeted Public Distribution System(TPDS), Food Security:Antodaya Anna Yojana(AAY), Electricity supplied

Poor

SC Families Assisted, Area Covered under Plantation (Public and Forest Lands), Seedlings Planted (Public and Forest Lands)

16. MAHARASHTRA

Very Good

Food Security:Antodaya Anna Yojana(AAY), Food Security:Targeted Public Distribution System (Only BPL), Houses constructed - EWS/LIG, Slipped back habitations and habitations with water quality problems addressed-ARWSP, SC Families Assisted, ICDS Blocks Operational (Cum.), Area Covered under Plantation (Public and Forest Lands), Seedlings Planted (Public and Forest Lands), Road Constructed- PMGSY

Good

SHGs provided income generating activities, Food Security:Targeted Public Distribution System(TPDS), Anganwadis Functional (Cum.), Urban Poor Families Assisted under Seven Point Charter, Electricity supplied

Poor

Individual Swarozgaries Assisted - SGSY, Houses constructed - IAY

Table - C (Contd..)

17. MANIPUR

Very Good

ICDS Blocks Operational (Cum.), Area Covered under Plantation (Public and Forest Lands), Seedlings Planted (Public and Forest Lands)

Good

Anganwadis Functional (Cum.), Electricity supplied

Poor

Individual Swarozgaries Assisted - SGSY, SHGs provided income generating activities, Food Security:Targeted Public Distribution System(TPDS), Food Security:Antodaya Anna Yojana(AAY), Food Security:Targeted Public Distribution System (Only BPL), Houses constructed - IAY, Slipped back habitations and habitations with water quality problems addressed-ARWSP, SC Families Assisted, Road Constructed- PMGSY, Villages Electrified - RGGVY

18. MEGHALAYA

Very Good

Individual Swarozgaries Assisted - SGSY, Food Security:Antodaya Anna Yojana(AAY), Food Security:Targeted Public Distribution System (Only BPL), Houses constructed - IAY, ICDS Blocks Operational (Cum.), Anganwadis Functional (Cum.), Seedlings Planted (Public and Forest Lands)

Good

Food Security:Targeted Public Distribution System(TPDS), Electricity supplied

Poor

SHGs provided income generating activities, Slipped back habitations and habitations with water quality problems addressed-ARWSP, Urban Poor Families Assisted under Seven Point Charter, Area Covered under Plantation (Public and Forest Lands), Road Constructed- PMGSY, Villages Electrified - RGGVY

19. MIZORAM

Very Good

Individual Swarozgaries Assisted - SGSY, SHGs provided income generating activities, Houses constructed - IAY, ICDS Blocks Operational (Cum.), Anganwadis Functional (Cum.), Area Covered under Plantation (Public and Forest Lands), Seedlings Planted (Public and Forest Lands), Road Constructed- PMGSY, Villages Electrified - RGGVY

Good

Food Security:Targeted Public Distribution System(TPDS), Food Security:Antodaya Anna Yojana(AAY), Food Security:Targeted Public Distribution System (Only BPL), Electricity supplied

Poor

Houses constructed - EWS/LIG, Slipped back habitations and habitations with water quality problems addressed-ARWSP

20. NAGALAND

Very Good

Individual Swarozgaries Assisted - SGSY, Food Security:Targeted Public Distribution System(TPDS), Food Security:Antodaya Anna Yojana(AAY), Food Security:Targeted Public Distribution System (Only BPL), ICDS Blocks Operational (Cum.), Anganwadis Functional (Cum.), Villages Electrified - RGGVY

Good

Electricity supplied

Poor

SHGs provided income generating activities, Houses constructed - IAY, Slipped back habitations and habitations with water quality problems addressed-ARWSP, Area Covered under Plantation (Public and Forest Lands), Seedlings Planted (Public and Forest Lands), Road Constructed- PMGSY

Table - C (Contd..)

21. ORISSA

Very Good

Food Security:Targeted Public Distribution System(TPDS), Food Security:Antodaya Anna Yojana(AAY), Food Security:Targeted Public Distribution System (Only BPL), Houses constructed - IAY, ICDS Blocks Operational (Cum.), Anganwadis Functional (Cum.), Area Covered under Plantation (Public and Forest Lands), Seedlings Planted (Public and Forest Lands), Road Constructed- PMGSY, Pumps sets energized, Electricity supplied

Poor

Individual Swarozgaries Assisted - SGSY, SHGs provided income generating activities, Houses constructed - EWS/LIG, Slipped back habitations and habitations with water quality problems addressed-ARWSP, SC Families Assisted, Villages Electrified - RGGVY

22. PUDUCHERRY

Very Good

SHGs provided income generating activities, Food Security:Antodaya Anna Yojana(AAY), Food Security:Targeted Public Distribution System (Only BPL), ICDS Blocks Operational (Cum.), Anganwadis Functional (Cum.), Seedlings Planted (Public and Forest Lands), Pumps sets energized, Electricity supplied

Good

Food Security:Targeted Public Distribution System(TPDS)

Poor

Individual Swarozgaries Assisted - SGSY, Houses constructed - IAY, Houses constructed - EWS/LIG, SC Families Assisted, Area Covered under Plantation (Public and Forest Lands)

23. PUNJAB

Very Good

Individual Swarozgaries Assisted - SGSY, Food Security:Targeted Public Distribution System (Only BPL), Houses constructed - IAY, Habitations covered (NC and PC) - ARWSP, ICDS Blocks Operational (Cum.), Anganwadis Functional (Cum.), Area Covered under Plantation (Public and Forest Lands), Seedlings Planted (Public and Forest Lands), Road Constructed- PMGSY, Electricity supplied

Good

Food Security:Targeted Public Distribution System(TPDS)

Poor

SHGs provided income generating activities, Food Security:Antodaya Anna Yojana(AAY), Slipped back habitations and habitations with water quality problems addressed-ARWSP, SC Families Assisted, Pumps sets energized

24. RAJASTHAN

Very Good

Food Security:Targeted Public Distribution System(TPDS), Food Security:Antodaya Anna Yojana(AAY), Food Security:Targeted Public Distribution System (Only BPL), Houses constructed - EWS/LIG, SC Families Assisted, ICDS Blocks Operational (Cum.), Anganwadis Functional (Cum.), Area Covered under Plantation (Public and Forest Lands), Seedlings Planted (Public and Forest Lands), Road Constructed- PMGSY, Villages Electrified - RGGVY, Electricity supplied

Poor

Individual Swarozgaries Assisted - SGSY, SHGs provided income generating activities, Houses constructed - IAY, Habitations covered (NC and PC) - ARWSP, Slipped back habitations and habitations with water quality problems addressed-ARWSP, Pumps sets energized

Table - C (Contd..)

25. SIKKIM

Very Good

Individual Swarozgaries Assisted - SGSY, Food Security:Targeted Public Distribution System(TPDS), Food Security:Antodaya Anna Yojana(AAY), Food Security:Targeted Public Distribution System (Only BPL), Houses constructed - IAY, Houses constructed - EWS/LIG, ICDS Blocks Operational (Cum.), Road Constructed- PMGSY, Villages Electrified - RGGVY, Electricity supplied

Good

Anganwadis Functional (Cum.)

Poor

SHGs provided income generating activities, Slipped back habitations and habitations with water quality problems addressed-ARWSP, SC Families Assisted, Urban Poor Families Assisted under Seven Point Charter, Area Covered under Plantation (Public and Forest Lands), Seedlings Planted (Public and Forest Lands)

26. TAMIL NADU

Very Good

Individual Swarozgaries Assisted - SGSY, SHGs provided income generating activities, Food Security:Targeted Public Distribution System(TPDS), Food Security:Antodaya Anna Yojana(AAY), Food Security:Targeted Public Distribution System (Only BPL), Houses constructed - EWS/LIG, SC Families Assisted, ICDS Blocks Operational (Cum.), Anganwadis Functional (Cum.), Urban Poor Families Assisted under Seven Point Charter, Area Covered under Plantation (Public and Forest Lands), Seedlings Planted (Public and Forest Lands), Road Constructed- PMGSY, Pumps sets energized, Electricity supplied

Poor

Houses constructed - IAY, Slipped back habitations and habitations with water quality problems addressed-ARWSP, Villages Electrified - RGGVY

27. TRIPURA

Very Good

SHGs provided income generating activities, Food Security:Antodaya Anna Yojana(AAY), Food Security:Targeted Public Distribution System (Only BPL), Houses constructed - EWS/LIG, ICDS Blocks Operational (Cum.), Anganwadis Functional (Cum.), Area Covered under Plantation (Public and Forest Lands), Seedlings Planted (Public and Forest Lands)

Good

Food Security:Targeted Public Distribution System(TPDS), Electricity supplied

Poor

Individual Swarozgaries Assisted - SGSY, Houses constructed - IAY, Slipped back habitations and habitations with water quality problems addressed-ARWSP, SC Families Assisted, Urban Poor Families Assisted under Seven Point Charter, Road Constructed- PMGSY

28. UTTARAKHAND

Very Good

Individual Swarozgaries Assisted - SGSY, SHGs provided income generating activities, Food Security:Antodaya Anna Yojana(AAY), Food Security:Targeted Public Distribution System (Only BPL), Houses constructed - IAY, SC Families Assisted, ICDS Blocks Operational (Cum.), Area Covered under Plantation (Public and Forest Lands), Seedlings Planted (Public and Forest Lands), Road Constructed- PMGSY, Pumps sets energized, Electricity supplied

Good

Food Security:Targeted Public Distribution System(TPDS)

Poor

Habitations covered (NC and PC) - ARWSP, Slipped back habitations and habitations with water quality problems addressed-ARWSP, Anganwadis Functional (Cum.)

Table - C (Contd..)

29. UTTAR PRADESH

Very Good

Individual Swarozgaries Assisted - SGSY, SHGs provided income generating activities, Food Security:Targeted Public Distribution System(TPDS), Food Security:Antodaya Anna Yojana(AAY), Food Security:Targeted Public Distribution System (Only BPL), ICDS Blocks Operational (Cum.), Area Covered under Plantation (Public and Forest Lands), Seedlings Planted (Public and Forest Lands), Road Constructed- PMGSY, Pumps sets energized

Good

Anganwadis Functional (Cum.), Electricity supplied

Poor

Houses constructed - IAY, Slipped back habitations and habitations with water quality problems addressed-ARWSP, SC Families Assisted

30. WEST BENGAL

Very Good

Individual Swarozgaries Assisted - SGSY, SHGs provided income generating activities, Food Security:Targeted Public Distribution System(TPDS), Food Security:Targeted Public Distribution System (Only BPL), Houses constructed - IAY, SC Families Assisted, Anganwadis Functional (Cum.), Seedlings Planted (Public and Forest Lands), Villages Electrified - RGGVY, Electricity supplied

Good

Food Security:Antodaya Anna Yojana(AAY)

Poor

Houses constructed - EWS/LIG, Slipped back habitations and habitations with water quality problems addressed-ARWSP, ICDS Blocks Operational (Cum.), Area Covered under Plantation (Public and Forest Lands), Road Constructed- PMGSY, Pumps sets energized

31. ANDAMAN AND NICOBAR ISLANDS

Very Good

Individual Swarozgaries Assisted - SGSY, SHGs provided income generating activities, ICDS Blocks Operational (Cum.), Anganwadis Functional (Cum.), Area Covered under Plantation (Public and Forest Lands)

Poor

Food Security:Targeted Public Distribution System(TPDS), Food Security:Antodaya Anna Yojana(AAY), Food Security:Targeted Public Distribution System (Only BPL), Houses constructed - IAY, Habitations covered (NC and PC) - ARWSP, Seedlings Planted (Public and Forest Lands), Electricity supplied

32. CHANDIGARH

Very Good

Food Security:Targeted Public Distribution System (Only BPL), SC Families Assisted, ICDS Blocks Operational (Cum.), Area Covered under Plantation (Public and Forest Lands), Seedlings Planted (Public and Forest Lands), Electricity supplied

Good

Food Security:Targeted Public Distribution System(TPDS), Anganwadis Functional (Cum.)

Poor

Food Security:Antodaya Anna Yojana(AAY)

Table - C (Contd..)

33. DADRA AND NAGAR HAVELI

Very Good

Individual Swarozgaries Assisted - SGSY, ICDS Blocks Operational (Cum.), Area Covered under Plantation (Public and Forest Lands), Seedlings Planted (Public and Forest Lands), Electricity supplied

Good

Anganwadis Functional (Cum.)

Poor

SHGs provided income generating activities, Food Security:Targeted Public Distribution System(TPDS), Food Security:Antodaya Anna Yojana(AAY), Food Security:Targeted Public Distribution System (Only BPL), Houses constructed - IAY

34. DAMAN AND DIU

Very Good

Individual Swarozgaries Assisted - SGSY, ICDS Blocks Operational (Cum.), Anganwadis Functional (Cum.), Electricity supplied

Poor

SHGs provided income generating activities, Food Security:Targeted Public Distribution System(TPDS), Food Security:Antodaya Anna Yojana(AAY), Food Security:Targeted Public Distribution System (Only BPL), Houses constructed - IAY, Area Covered under Plantation (Public and Forest Lands), Seedlings Planted (Public and Forest Lands), Pumps sets energized

35. LAKSHADWEEP

Very Good

Individual Swarozgaries Assisted - SGSY, Houses constructed - IAY, ICDS Blocks Operational (Cum.), Anganwadis Functional (Cum.), Area Covered under Plantation (Public and Forest Lands), Seedlings Planted (Public and Forest Lands), Electricity supplied

Poor

SHGs provided income generating activities, Food Security:Targeted Public Distribution System(TPDS), Food Security:Antodaya Anna Yojana(AAY), Food Security:Targeted Public Distribution System (Only BPL), Habitations covered (NC and PC) - ARWSP

PART - II

TWENTY POINT PROGRAMME - 2006

ITEM-WISE PERFORMANCE TABLES

Table - 1

Employment generation under the NREG Scheme

Sl. No.	State/UT Name	No. of job cards issued * (Number) April,2010- October,2010	Employment generated (Number) April,2010- October,2010	Wages given (Rupees) April,2010- October,2010
(1)	(2)	(3)	(4)	(5)
1	ANDHRA PRADESH	4,15,795	31,12,82,000	43,01,25,00,000
2	ARUNACHAL PRADESH	0	0	0
3	ASSAM	3,61,174	97,45,000	1,01,28,60,000
4	BIHAR	4,60,132	7,38,85,000	7,26,72,70,000
5	CHHATISGARH	4,75,883	6,64,92,000	6,70,27,63,000
6	DELHI	0	0	0
7	GOA	775	1,25,426	1,37,00,000
8	GUJARAT	3,21,856	2,41,92,000	2,21,91,67,000
9	HARYANA	34,976	25,28,000	35,80,74,000
10	HIMACHAL PRADESH	10871 *	89,95,000	1,42,06,11,000
11	JAMMU AND KASHMIR	59,885	71,02,000	1,07,55,86,000
12	JHARKHAND	1,62,920	4,38,20,412	4,45,72,30,853
13	KARNATAKA	14,14,787 *	1,40,79,000	2,87,60,52,000
14	KERALA	2,37,518	1,69,87,609	2,44,30,34,365
15	MADHYA PRADESH	1,12,000	5,58,69,000	5,55,69,40,000
16	MAHARASHTRA	98779 *	1,09,07,808	1,66,73,63,000
17	MANIPUR	26752 *	28,54,000	25,27,24,000
18	MEGHALAYA	1,55,031 *	8,76,15,000	1,31,93,98,000
19	MIZORAM	5,235	0	0
20	NAGALAND	3771 *	46,38,693	74,54,44,215
21	ORISSA	2,76,447	5,13,65,000	4,78,76,15,000
22	PUDUCHERRY	0	10,49,788	8,73,01,000
23	PUNJAB	70801 *	35,97,000	52,04,37,000
24	RAJASTHAN	8,18,503	23,69,00,000	17,82,50,66,000
25	SIKKIM	2,120	18,68,207	42,22,77,000
26	TAMIL NADU	5,16,055	20,92,40,910	16,75,56,93,200
27	TRIPURA	30,662	20,99,000	2,10,67,46,000
28	UTTARAKHAND	46,133	96,13,150	98,04,18,000
29	UTTAR PRADESH	2,00,083	14,87,64,000	14,36,53,80,000
30	WEST BENGAL	2,43,173	9,77,89,000	10,06,56,74,000
31	ANDAMAN AND NICOBAR ISLANDS	785	1,69,952	3,74,61,000
32	CHANDIGARH	0	0	0
33	DADRA AND NAGAR HAVELI	212	46,504	54,51,848
34	DAMAN AND DIU	0	0	0
35	LAKSHADWEEP	6,822	49,338	99,05,000
Grand Total		65,69,936	1,50,36,69,797	1,50,37,01,42,481

Note:- * Some of States are reporting performance since inception but now it has been reconciled with the performance figures supplied by M/o Rural Development to set performance targets during April-October 2010.

Swaranjayanti Gram Swarojgar Yojana (SGSY)

Individual Swarozgaries Assisted

% Achievement of Target

During April-October, 2010

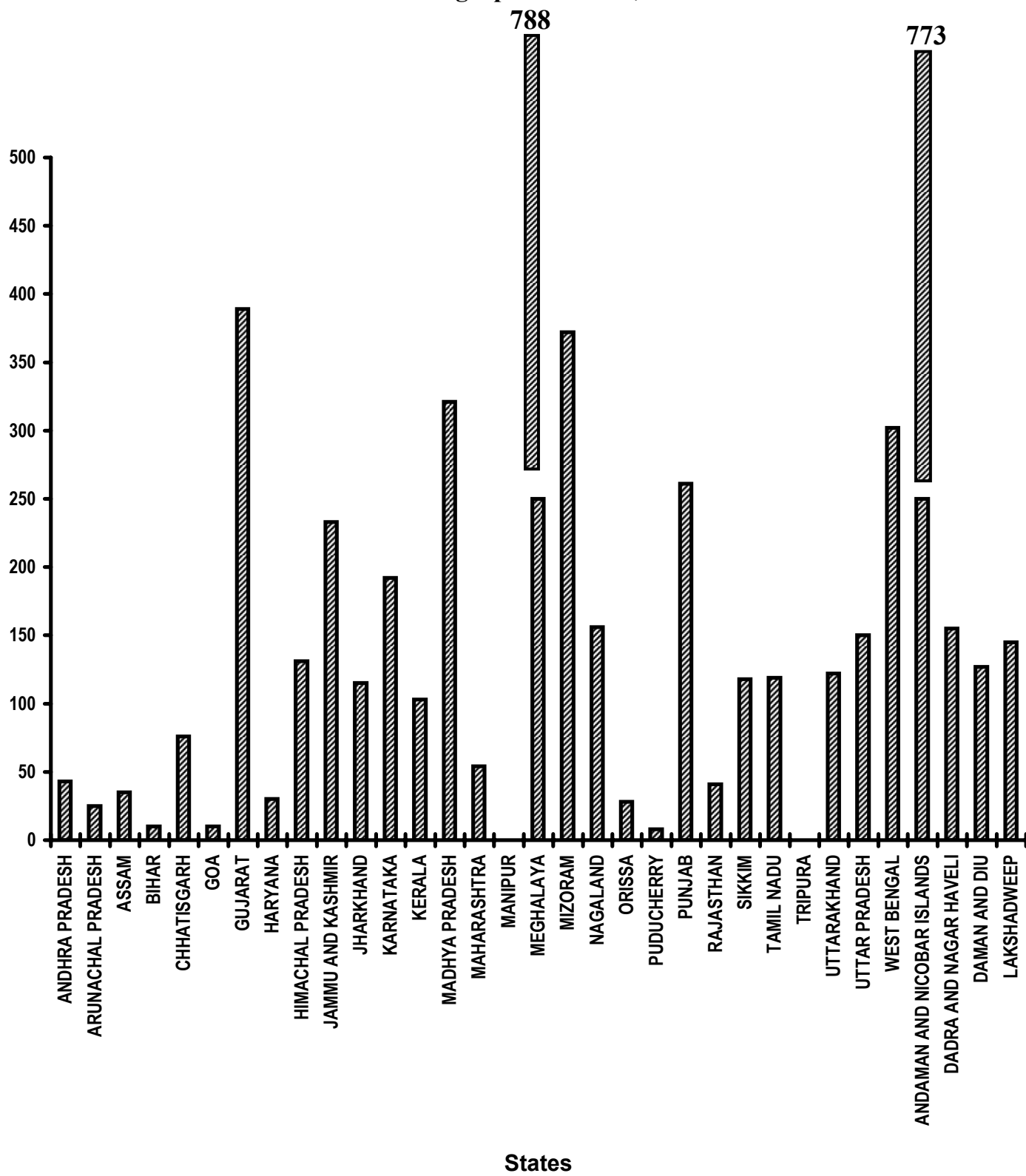


Table - 2(A)

Swaranjayanti Gram Swarojgar Yojana
Individual Swarozgaries Assisted
 (Unit: Number)

Sl. No.	State/UT Name	Target		Achievement	Percent
		2010-2011	April,2010-October,2010	April,2010-October,2010	April,2010-October,2010
(1)	(2)	(3)	(4)	(5)	(5)/(4)
1	ANDHRA PRADESH	17,304	7,787	3,385	43
2	ARUNACHAL PRADESH	795	357	91	25
3	ASSAM	20,656	9,294	3,270	35
4	BIHAR	41,164	18,524	1,817	10
5	CHHATISGARH	9,144	4,115	3,144	76
6	GOA	281	126	13	10
7	GUJARAT	6,514	2,931	11,409	389
8	HARYANA	3,832	1,724	515	30
9	HIMACHAL PRADESH	1,613	726	948	131
10	JAMMU AND KASHMIR	1,997	899	2,094	233
11	JHARKHAND	15,522	6,984	8,032	115
12	KARNATAKA	13,067	5,880	11,313	192
13	KERALA	5,863	2,638	2,718	103
14	MADHYA PRADESH	19,587	8,814	28,337	321
15	MAHARASHTRA	25,829	11,623	6,256	54
16	MANIPUR	1,385	623	0	0
17	MEGHALAYA	1,551	698	5,502	788
18	MIZORAM	359	161	599*	372
19	NAGALAND	1,064	479	746	156
20	ORISSA	19,793	8,907	2,537	28
21	PUDUCHERRY	310	142	12	8
22	PUNJAB	1,861	837	2,184	261
23	RAJASTHAN	9,922	4,464	1,827	41
24	SIKKIM	398	179	212	118
25	TAMIL NADU	15,300	6,885	8,206	119
26	TRIPURA	2,500	1,125	0	0
27	UTTARAKHAND	3,120	1,404	1,706	122
28	UTTAR PRADESH	59,262	26,667	39,977	150
29	WEST BENGAL	21,996	9,897	29,918	302
30	ANDAMAN AND NICOBAR ISLANDS	26	11	85	773
31	DADRA AND NAGAR HAVELI	26	11	17	155
32	DAMAN AND DIU	26	11	14	127
33	LAKSHADWEEP	26	11	16	145
Grand Total		3,22,093	1,44,934	1,76,900	122

Very Good:(90% or above of targets)

GUJARAT, HIMACHAL PRADESH, JAMMU AND KASHMIR, JHARKHAND, KARNATAKA, KERALA, MADHYA PRADESH, MEGHALAYA, MIZORAM, NAGALAND, PUNJAB, SIKKIM, TAMIL NADU, UTTARAKHAND, UTTAR PRADESH, WEST BENGAL, ANDAMAN AND NICOBAR ISLANDS, DADRA AND NAGAR HAVELI, DAMAN AND DIU, LAKSHADWEEP

Poor:(Below 80% of targets)

ANDHRA PRADESH, ARUNACHAL PRADESH, ASSAM, BIHAR, CHHATISGARH, GOA, HARYANA, MAHARASHTRA, MANIPUR, ORISSA, PUDUCHERRY, RAJASTHAN, TRIPURA

* Previous month's RD figures repeated due to current month's higher achievement against target.

Table - 2(B)

Swaranjayanti Gram Swarojgar Yojana

Sl. No.	State/UT Name	Individual SC Swarozgaries Assisted (Number) April,2010-October,2010	Individual ST Swarozgaries Assisted (Number) April,2010-October,2010	Individual Women Swarozgaries Assisted (Number) April,2010-October,2010	Individual Disabled Swarozgaries Assisted (Number) April,2010-October,2010
(1)	(2)	(3)	(4)	(5)	(6)
1	ANDHRA PRADESH	1,781	557	3,385	121
2	ARUNACHAL PRADESH	0	0	0	0
3	ASSAM	396	1,317	1,297	260
4	BIHAR	698	65	427	255
5	CHHATISGARH	528	995	322	80
6	GOA	3	6	4	0
7	GUJARAT	5,843	0	3,798	97
8	HARYANA	121	0	290	34
9	HIMACHAL PRADESH	376	131	265	19
10	JAMMU AND KASHMIR	360	417	617	9
11	JHARKHAND	1,264	2,507	3,727	38
12	KARNATAKA	4,357	1,506	9,288	428
13	KERALA	2,145	147	1,393	257
14	MADHYA PRADESH	6,760	8,944	14,428	785
15	MAHARASHTRA	1,789	1,396	1,363	350
16	MANIPUR	0	0	0	0
17	MEGHALAYA	0	5,502	2,703	0
18	MIZORAM	0	0	0	0
19	NAGALAND	0	426	298	22
20	ORISSA	624	662	1,003	327
21	PUDUCHERRY	0	0	0	0
22	PUNJAB	1,617	0	500	13
23	RAJASTHAN	573	568	639	50
24	SIKKIM	62	355	565	0
25	TAMIL NADU	3,296	303	5,650	3,132
26	TRIPURA	0	0	0	0
27	UTTARAKHAND	1,514	81	354	4
28	UTTAR PRADESH	20,181	155	12,149	576
29	WEST BENGAL	11,107	1,500	27,785	74
30	ANDAMAN AND NICOBAR ISLANDS	0	12	21	2
31	DADRA AND NAGAR HAVELI	0	17	8	0
32	DAMAN AND DIU	25	0	0	0
33	LAKSHADWEEP	16	0	0	0
Grand Total		65,436	27,569	92,279	6,933

Table - 3(A)

Self Help Groups (SHG)
(Unit: Number)

		Formed under SGSY (Number) April,2010- October,2010
Sl. No.	State/UT Name	
(1)	(2)	(3)
1	ANDHRA PRADESH	11,927
2	ARUNACHAL PRADESH	0
3	ASSAM	9,423
4	BIHAR	13,075
5	CHHATISGARH	2,418
6	DELHI	0
7	GOA	13
8	GUJARAT	3,682
9	HARYANA	1,833
10	HIMACHAL PRADESH	569
11	JAMMU AND KASHMIR	514
12	JHARKHAND	18,186
13	KARNATAKA	3,005
14	KERALA	918
15	MADHYA PRADESH	21,913
16	MAHARASHTRA	7,936
17	MANIPUR	4
18	MEGHALAYA	655
19	MIZORAM	0
20	NAGALAND	448
21	ORISSA	2,813
22	PUDUCHERRY	79
23	PUNJAB	545
24	RAJASTHAN	1,465
25	SIKKIM	112
26	TAMIL NADU	25,433
27	TRIPURA	1,681
28	UTTARAKHAND	3,614
29	UTTAR PRADESH	25,819
30	WEST BENGAL	21,796
31	ANDAMAN AND NICOBAR ISLANDS	44
32	CHANDIGARH	0
33	DADRA AND NAGAR HAVELI	0
34	DAMAN AND DIU	0
35	LAKSHADWEEP	0
Grand Total		1,79,920

Self Help Groups (SHG)

To whom income generating activities provided

% Achievement of Target
During April-October, 2010

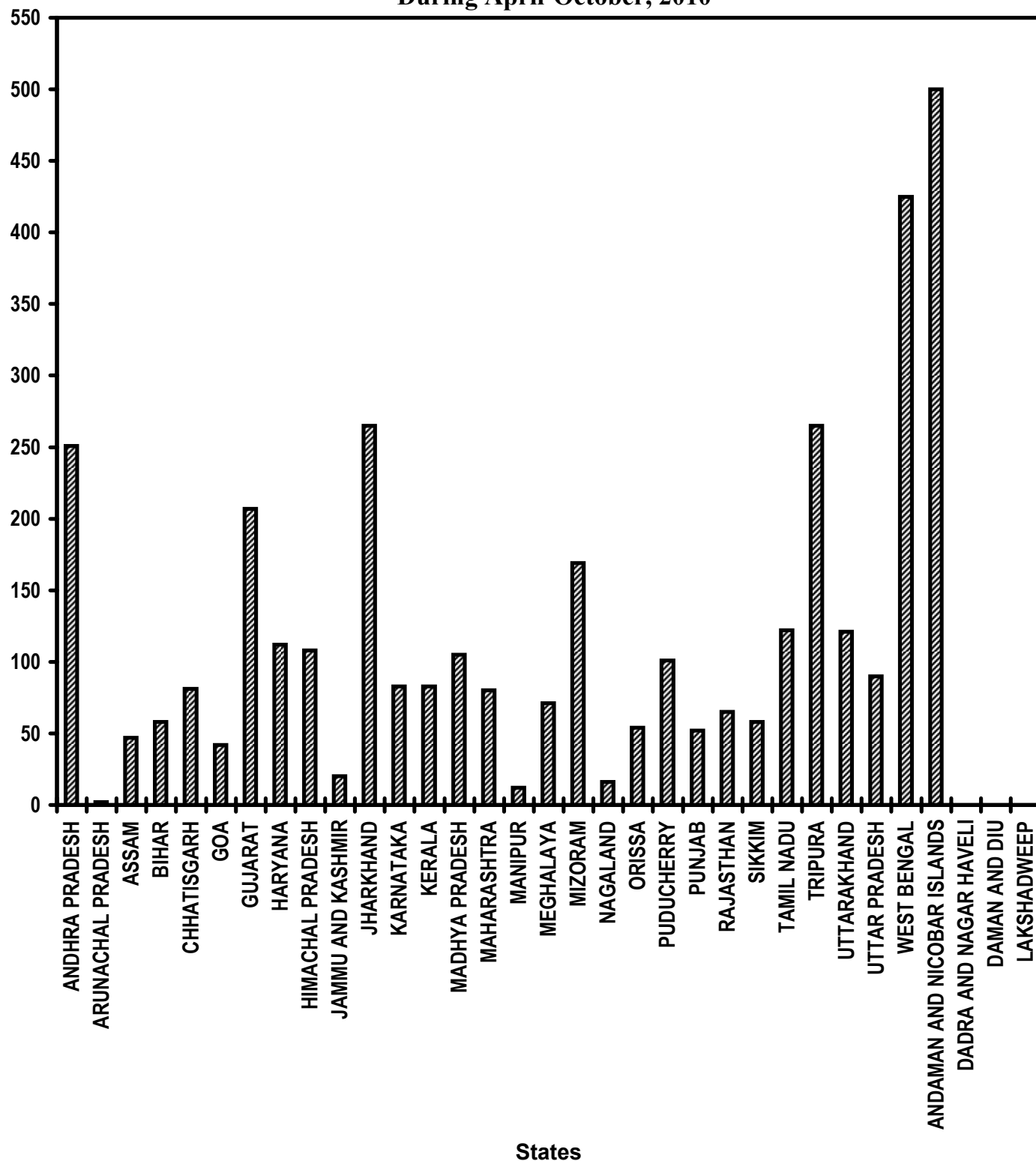


Table - 3(B)

Self Help Groups (SHG)
To whom income generating activities provided
 (Unit: Number)

Sl. No.	State/UT Name	Target		Achievement	Percent Achievement
		2010-2011	April,2010-October,2010	April,2010-October,2010	April,2010-October,2010
(1)	(2)	(3)	(4)	(5)	(5)/(4)
1	ANDHRA PRADESH	9,967	4,483	11,254	251
2	ARUNACHAL PRADESH	458	208	4	2
3	ASSAM	11,898	5,354	2,532	47
4	BIHAR	23,710	10,672	6,229	58
5	CHHATISGARH	5,267	2,369	1,929	81
6	GOA	160	72	30	42
7	GUJARAT	3,752	1,689	3,491	207
8	HARYANA	2,207	992	1,108	112
9	HIMACHAL PRADESH	929	417	449	108
10	JAMMU AND KASHMIR	1,150	520	103	20
11	JHARKHAND	8,941	4,023	10,675	265
12	KARNATAKA	7,526	3,387	2799 *	83
13	KERALA	3,377	1,520	1,264	83
14	MADHYA PRADESH	11,282	5,076	5,322	105
15	MAHARASHTRA	14,878	6,696	5,387	80
16	MANIPUR	798	359	43 *	12
17	MEGHALAYA	894	404	285 *	71
18	MIZORAM	207	93	157	169
19	NAGALAND	613	277	45 *	16
20	ORISSA	11,401	5,130	2,792	54
21	PUDUCHERRY	179	81	82	101
22	PUNJAB	1,072	482	250 *	52
23	RAJASTHAN	5,715	2,573	1,681	65
24	SIKKIM	229	101	59	58
25	TAMIL NADU	8,813	3,968	4,833	122
26	TRIPURA	1,440	648	1720 *	265
27	UTTARAKHAND	1,797	810	978	121
28	UTTAR PRADESH	34,135	15,363	13,752	90
29	WEST BENGAL	12,670	5,704	24,229	425
30	ANDAMAN AND NICOBAR ISLANDS	15	7	35	500
31	DADRA AND NAGAR HAVELI	15	7	0	0
32	DAMAN AND DIU	15	7	0	0
33	LAKSHADWEEP	15	7	0	0
Grand Total		1,85,525	83,499	1,03,517	124

Very Good:(90% or above of targets)

ANDHRA PRADESH, GUJARAT, HARYANA, HIMACHAL PRADESH, JHARKHAND, MADHYA PRADESH, MIZORAM, PUDUCHERRY, TAMIL NADU, TRIPURA, UTTARAKHAND, UTTAR PRADESH, WEST BENGAL, ANDAMAN AND NICOBAR ISLANDS

Good:(Between 80% to 90% targets)

CHHATISGARH, KARNATAKA, KERALA, MAHARASHTRA

Poor:(Below 80% of targets)

ARUNACHAL PRADESH, ASSAM, BIHAR, GOA, JAMMU AND KASHMIR, MANIPUR, MEGHALAYA, NAGALAND, ORISSA, PUNJAB, RAJASTHAN, SIKKIM, DADRA AND NAGAR HAVELI, DAMAN AND DIU, LAKSHADWEEP

* Figures furnished by Ministry of Rural Development.

Table - 4(A)

Distribution of waste land to the landless
(Unit: Hectare)

		Total Land Distributed (Hectare) April,2010- October,2010
Sl. No.	State/UT Name	
(1)	(2)	(3)
1	ANDHRA PRADESH	36,560
2	ARUNACHAL PRADESH	0
3	ASSAM	0
4	BIHAR	10
5	CHHATISGARH	0
6	DELHI	0
7	GOA	0
8	GUJARAT	0
9	HARYANA	0
10	JAMMU AND KASHMIR	0
11	JHARKHAND	156
12	KARNATAKA	0
13	KERALA	0
14	MADHYA PRADESH	0
15	MAHARASHTRA	0
16	MANIPUR	0
17	MEGHALAYA	0
18	MIZORAM	0
19	NAGALAND	0
20	ORISSA	766
21	PUDUCHERRY	0
22	PUNJAB	0
23	RAJASTHAN	0
24	SIKKIM	0
25	TAMIL NADU	278
26	TRIPURA	0
27	UTTARAKHAND	0
28	UTTAR PRADESH	2,000
29	WEST BENGAL	0
30	ANDAMAN AND NICOBAR ISLANDS	0
31	CHANDIGARH	0
32	DADRA AND NAGAR HAVELI	0
33	DAMAN AND DIU	0
34	LAKSHADWEEP	0
Grand Total		39,770

Table - 4(B)

Distribution of waste land to the landless

Sl. No.	State/UT Name	Land Distributed to SC	Land Distributed to ST	Land Distributed to Others
		(Hectare) April,2010- October,2010	(Hectare) April,2010- October,2010	(Hectare) April,2010- October,2010
(1)	(2)	(3)	(4)	(5)
1	ANDHRA PRADESH	8,759	6,338	21,463
2	ARUNACHAL PRADESH	0	0	0
3	ASSAM	0	0	0
4	BIHAR	10	0	0
5	CHHATISGARH	0	0	0
6	DELHI	0	0	0
7	GOA	0	0	0
8	GUJARAT	0	0	0
9	HARYANA	0	0	0
10	JAMMU AND KASHMIR	0	0	0
11	JHARKHAND	10	109	44
12	KARNATAKA	0	0	0
13	KERALA	0	0	0
14	MADHYA PRADESH	0	0	0
15	MAHARASHTRA	0	0	0
16	MANIPUR	0	0	0
17	MEGHALAYA	0	0	0
18	MIZORAM	0	0	0
19	NAGALAND	0	0	0
20	ORISSA	122	497	147
21	PUDUCHERRY	0	0	0
22	PUNJAB	0	0	0
23	RAJASTHAN	0	0	0
24	SIKKIM	0	0	0
25	TAMIL NADU	40	0	238
26	TRIPURA	0	0	0
27	UTTARAKHAND	0	0	0
28	UTTAR PRADESH	1,196	1	803
29	WEST BENGAL	0	0	0
30	ANDAMAN AND NICOBAR ISLANDS	0	0	0
31	CHANDIGARH	0	0	0
32	DADRA AND NAGAR HAVELI	0	0	0
33	DAMAN AND DIU	0	0	0
34	LAKSHADWEEP	0	0	0
Grand Total		10,137	6,945	22,695

Table - 5(A)

Minimum Wages Enforcement (including Farm Labour)

Sl. No.	State/UT Name	Agriculture and Farm Workers: Inspections made (Number) April,2010-October,2010	Agriculture and Farm Workers: Irregularities detected (Number) April,2010-October,2010	Agriculture and Farm Workers: Irregularities rectified (Number) April,2010-October,2010
		(3)	(4)	(5)
1	ANDHRA PRADESH	0	0	0
2	ARUNACHAL PRADESH	0	0	0
3	ASSAM	0	0	0
4	BIHAR	36,521	5,745	5,673
5	CHHATISGARH	0	0	0
6	DELHI	0	0	0
7	GOA	0	0	0
8	GUJARAT	30,168	3,035	3,314
9	HARYANA	0	0	0
10	HIMACHAL PRADESH	0	0	0
11	JAMMU AND KASHMIR	0	0	0
12	JHARKHAND	10,128	391	315
13	KARNATAKA	0	0	0
14	KERALA	1	3	21
15	MADHYA PRADESH	0	0	0
16	MAHARASHTRA	0	0	0
17	MANIPUR	0	0	0
18	MEGHALAYA	0	0	0
19	MIZORAM	0	0	0
20	NAGALAND	0	0	0
21	ORISSA	0	0	0
22	PUDUCHERRY	0	0	0
23	PUNJAB	18	0	0
24	RAJASTHAN	824	9	5
25	SIKKIM	0	0	0
26	TAMIL NADU	0	0	0
27	TRIPURA	0	0	0
28	UTTARAKHAND	0	0	0
29	UTTAR PRADESH	0	0	0
30	WEST BENGAL	0	0	0
31	ANDAMAN AND NICOBAR ISLANDS	0	0	0
32	CHANDIGARH	0	0	0
33	DADRA AND NAGAR HAVELI	0	0	0
34	DAMAN AND DIU	0	0	0
35	LAKSHADWEEP	0	0	0
Grand Total		77,660	9,183	9,328

Table - 5(B)

Minimum Wages Enforcement (including Farm Labour)

(Unit: Number)

Sl. No.	State/UT Name	Agriculture and Farm Workers: Claims filed (Number) April,2010-October,2010	Agriculture and Farm Workers: Claims settled (Number) April,2010-October,2010
		(3)	(4)
1	ANDHRA PRADESH	0	0
2	ARUNACHAL PRADESH	0	0
3	ASSAM	0	0
4	BIHAR	1,425	1,375
5	CHHATISGARH	0	0
6	DELHI	0	0
7	GOA	0	0
8	GUJARAT	0	0
9	HARYANA	3	10
10	HIMACHAL PRADESH	0	0
11	JAMMU AND KASHMIR	0	0
12	JHARKHAND	2,041	1
13	KARNATAKA	0	0
14	KERALA	0	0
15	MADHYA PRADESH	0	0
16	MAHARASHTRA	0	0
17	MANIPUR	0	0
18	MEGHALAYA	0	0
19	MIZORAM	0	0
20	NAGALAND	0	0
21	ORISSA	0	0
22	PUDUCHERRY	0	0
23	PUNJAB	0	0
24	RAJASTHAN	0	1
25	SIKKIM	0	0
26	TAMIL NADU	0	0
27	TRIPURA	0	0
28	UTTARAKHAND	0	0
29	UTTAR PRADESH	0	0
30	WEST BENGAL	0	0
31	ANDAMAN AND NICOBAR ISLANDS	0	0
32	CHANDIGARH	0	0
33	DADRA AND NAGAR HAVELI	0	0
34	DAMAN AND DIU	0	0
35	LAKSHADWEEP	0	0
Grand Total		3,469	1,387

Table - 5(C)

Minimum Wages Enforcement (including Farm Labour)

Sl. No.	State/UT Name	Agriculture and Farm Workers: Prosecution cases Pending (Number) April,2010-October,2010	Agriculture and Farm Workers: Prosecution cases filed (Number) April,2010-October,2010	Agriculture and Farm Workers: Prosecution cases decided (Number) April,2010-October,2010
		(3)	(4)	(5)
1	ANDHRA PRADESH	0	0	0
2	ARUNACHAL PRADESH	0	0	0
3	ASSAM	0	0	0
4	BIHAR	1,203	0	0
5	CHHATISGARH	0	0	0
6	DELHI	0	0	0
7	GOA	0	0	0
8	GUJARAT	5,059	173	24
9	HARYANA	0	0	0
10	HIMACHAL PRADESH	0	0	0
11	JAMMU AND KASHMIR	0	0	0
12	JHARKHAND	11	0	0
13	KARNATAKA	0	0	0
14	KERALA	0	0	0
15	MADHYA PRADESH	0	0	0
16	MAHARASHTRA	0	0	0
17	MANIPUR	0	0	0
18	MEGHALAYA	0	0	0
19	MIZORAM	0	0	0
20	NAGALAND	0	0	0
21	ORISSA	0	0	0
22	PUDUCHERRY	0	0	0
23	PUNJAB	0	0	0
24	RAJASTHAN	21	19	1
25	SIKKIM	0	0	0
26	TAMIL NADU	0	0	0
27	TRIPURA	0	0	0
28	UTTARAKHAND	0	0	0
29	UTTAR PRADESH	0	0	0
30	WEST BENGAL	0	0	0
31	ANDAMAN AND NICOBAR ISLANDS	0	0	0
32	CHANDIGARH	0	0	0
33	DADRA AND NAGAR HAVELI	0	0	0
34	DAMAN AND DIU	0	0	0
35	LAKSHADWEEP	0	0	0
Grand Total		6,294	192	25

Food Security: Targeted Public Distribution System (APL+BPL+AAY)

Off take

% Achievement of Target
During April-October, 2010

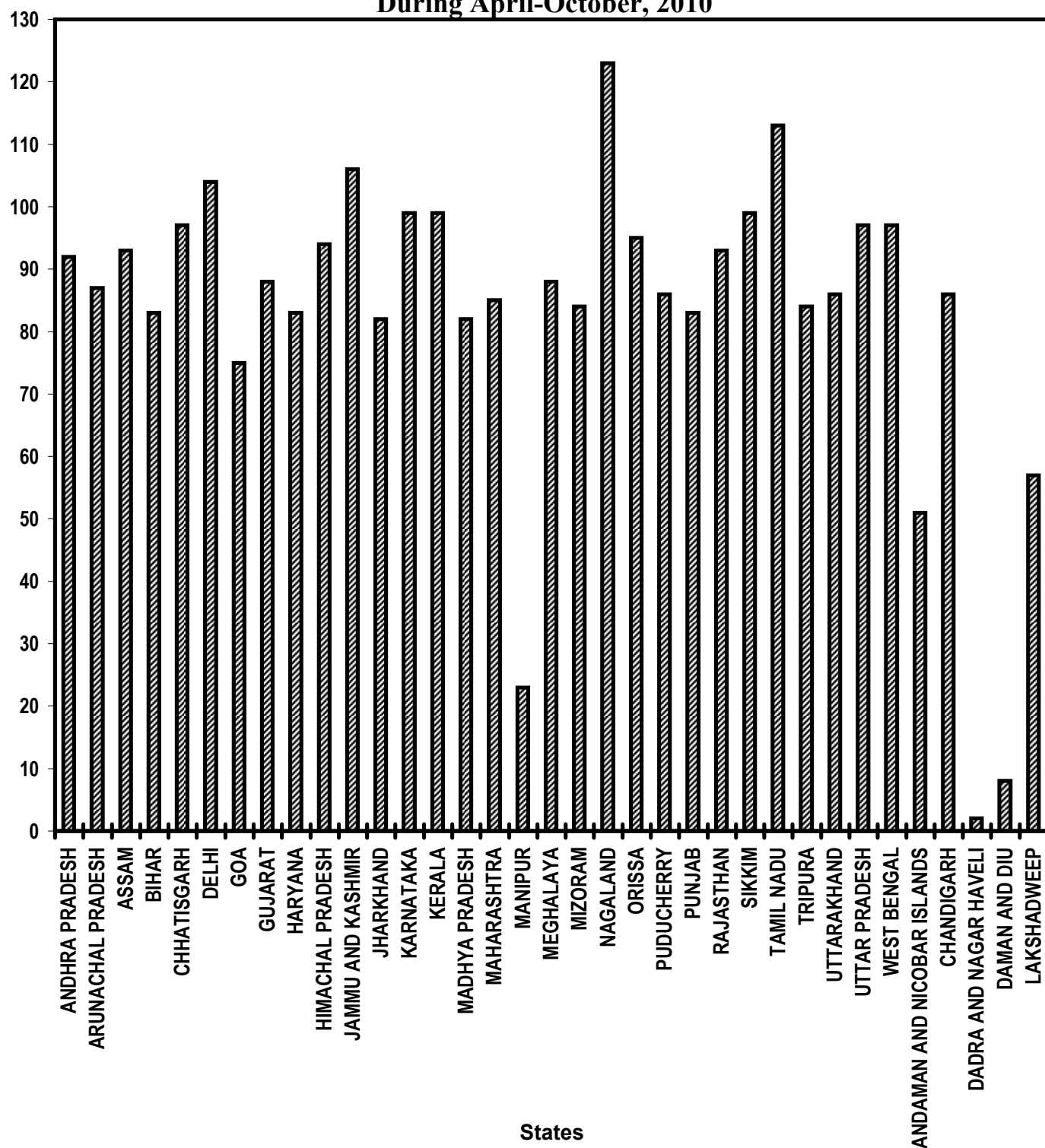


Table - 6(A)

Food security-Targeted Public Distribution system (APL+BPL+AAY)

Sl. No.	State/UT Name	Allocation of Food Grains (Tonnes) April,2010-October,2010	Off take (Tonnes) * April,2010-October,2010	Percentage of offtake w.r.t. Allocation of Food Grains
(1)	(2)	(3)	(4)	(5)
1	ANDHRA PRADESH	21,68,204	19,85,525	92
2	ARUNACHAL PRADESH	59,241	51,379	87
3	ASSAM	9,67,036	8,94,739	93
4	BIHAR	20,53,472	17,02,741	83
5	CHHATISGARH	6,75,012	6,54,529	97
6	DELHI	3,47,246	3,59,543	104
7	GOA	40,790	30,434	75
8	GUJARAT	10,83,573	9,51,208	88
9	HARYANA	3,93,827	3,25,180	83
10	HIMACHAL PRADESH	2,97,807	2,79,297	94
11	JAMMU AND KASHMIR	4,41,769	4,70,136	106
12	JHARKHAND	7,72,927	6,32,814	82
13	KARNATAKA	13,02,841	12,93,918	99
14	KERALA	8,27,040	8,14,934	99
15	MADHYA PRADESH	15,26,019	12,50,581	82
16	MAHARASHTRA	26,19,407	22,36,017	85
17	MANIPUR	81,120	18,625	23
18	MEGHALAYA	96,237	84,913	88
19	MIZORAM	40,915	34,451	84
20	NAGALAND	74,011	90,753	123
21	ORISSA	12,87,024	12,19,644	95
22	PUDUCHERRY	32,382	27,814	86
23	PUNJAB	4,55,234	3,78,835	83
24	RAJASTHAN	11,93,363	11,14,787	93
25	SIKKIM	25,810	25,556	99
26	TAMIL NADU	21,71,652	24,59,772	113
27	TRIPURA	1,76,478	1,48,967	84
28	UTTARAKHAND	2,77,082	2,38,610	86
29	UTTAR PRADESH	40,57,028	39,26,452	97
30	WEST BENGAL	20,88,144	20,23,270	97
31	ANDAMAN AND NICOBAR ISLANDS	19,845	10,040	51
32	CHANDIGARH	17,855	15,409	86
33	DADRA AND NAGAR HAVELI	5,744	118	2
34	DAMAN AND DIU	2,850	232	8
35	LAKSHADWEEP	2,695	1,535	57
Grand Total		2,76,81,680	2,57,52,758	93

Very Good:(90% or above of targets)

ANDHRA PRADESH, ASSAM, CHHATISGARH, DELHI, HIMACHAL PRADESH, JAMMU AND KASHMIR, KARNATAKA, KERALA, NAGALAND, ORISSA, RAJASTHAN, SIKKIM, TAMIL NADU, UTTAR PRADESH, WEST BENGAL

Good:(Between 80% to 90% targets)

ARUNACHAL PRADESH, BIHAR, GUJARAT, HARYANA, JHARKHAND, MADHYA PRADESH, MAHARASHTRA, MEGHALAYA, MIZORAM, PUDUCHERRY, PUNJAB, TRIPURA, UTTARAKHAND, CHANDIGARH

Poor:(Below 80% of targets)

GOA, MANIPUR, ANDAMAN AND NICOBAR ISLANDS, DADRA AND NAGAR HAVELI, DAMAN AND DIU, LAKSHADWEEP

* Offtake figures are provisional, subject to confirmation from FCI

Food Security: Targeted Public Distribution System (Only Antyodaya Anna Yojana)

Off take

% Achievement of Target
During April-October, 2010

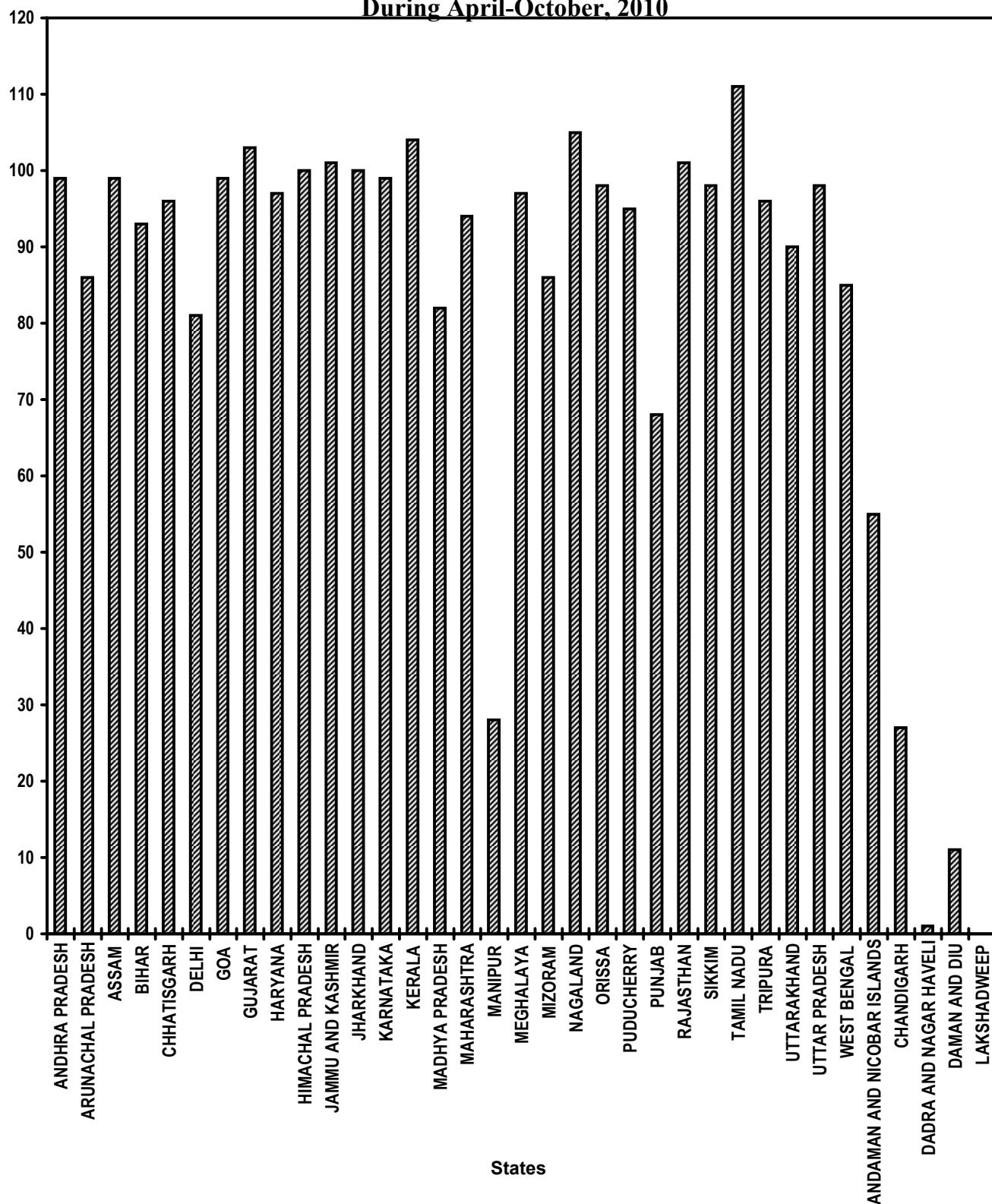


Table - 6(B)

Food security-Targeted Public Distribution system (only AAY)

Sl. No.	State/UT Name	Allocation of Food Grains (Tonnes) April,2010-October,2010	Off take (Tonnes) * April,2010-October,2010	Percentage of offtake w.r.t. Allocation of Food Grains
(1)	(2)	(3)	(4)	(5)
1	ANDHRA PRADESH	3,81,668	3,79,410	99
2	ARUNACHAL PRADESH	9,317	7,967	86
3	ASSAM	1,72,487	1,70,794	99
4	BIHAR	6,10,209	5,69,990	93
5	CHHATISGARH	1,76,134	1,69,864	96
6	DELHI	36,799	29,852	81
7	GOA	3,563	3,514	99
8	GUJARAT	1,98,380	2,04,294	103
9	HARYANA	71,645	69,311	97
10	HIMACHAL PRADESH	48,265	48,302	100
11	JAMMU AND KASHMIR	62,643	63,568	101
12	JHARKHAND	2,24,892	2,25,768	100
13	KARNATAKA	2,93,937	2,91,042	99
14	KERALA	1,45,985	1,51,628	104
15	MADHYA PRADESH	3,87,485	3,19,242	82
16	MAHARASHTRA	6,03,680	5,67,328	94
17	MANIPUR	15,589	4,391	28
18	MEGHALAYA	17,199	16,728	97
19	MIZORAM	6,370	5,487	86
20	NAGALAND	11,648	12,226	105
21	ORISSA	3,09,820	3,05,060	98
22	PUDUCHERRY	7,903	7,494	95
23	PUNJAB	43,960	29,868	68
24	RAJASTHAN	2,28,368	2,29,816	101
25	SIKKIM	4,046	3,984	98
26	TAMIL NADU	4,56,834	5,07,319	111
27	TRIPURA	27,720	26,542	96
28	UTTARAKHAND	37,051	33,420	90
29	UTTAR PRADESH	10,03,030	9,85,293	98
30	WEST BENGAL	3,62,649	3,07,553	85
31	ANDAMAN AND NICOBAR ISLANDS	1,050	579	55
32	CHANDIGARH	364	100	27
33	DADRA AND NAGAR HAVELI	1,281	7	1
34	DAMAN AND DIU	371	40	11
35	LAKSHADWEEP	294	0	0
Grand Total		59,62,636	57,47,781	96

Very Good:(90% or above of targets)

ANDHRA PRADESH, ASSAM, BIHAR, CHHATISGARH, GOA, GUJARAT, HARYANA, HIMACHAL PRADESH, JAMMU AND KASHMIR, JHARKHAND, KARNATAKA, KERALA, MAHARASHTRA, MEGHALAYA, NAGALAND, ORISSA, PUDUCHERRY, RAJASTHAN, SIKKIM, TAMIL NADU, TRIPURA, UTTARAKHAND, UTTAR PRADESH

Good:(Between 80% to 90% targets)

ARUNACHAL PRADESH, DELHI, MADHYA PRADESH, MIZORAM, WEST BENGAL

Poor:(Below 80% of targets)

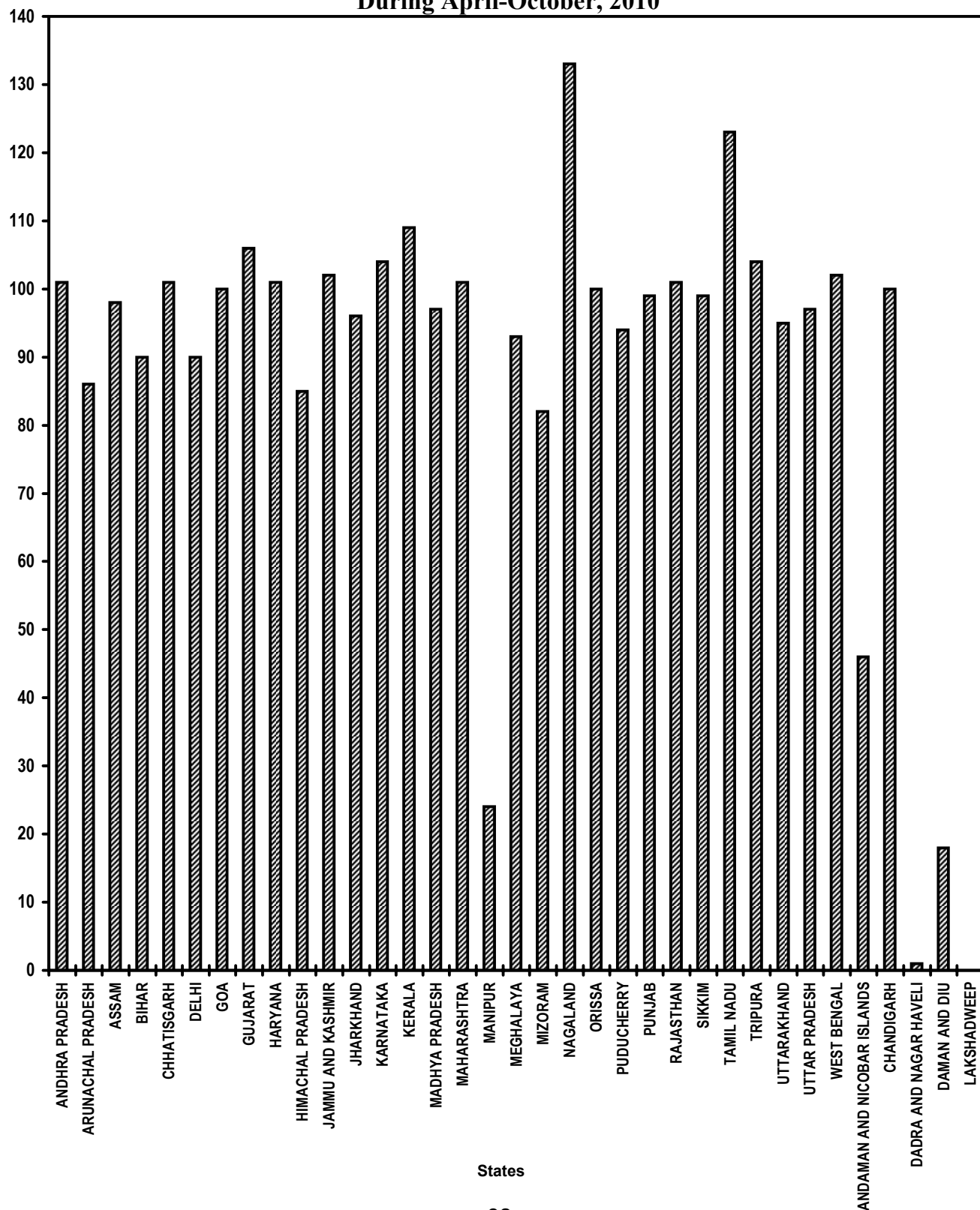
MANIPUR, PUNJAB, ANDAMAN AND NICOBAR ISLANDS, CHANDIGARH, DADRA AND NAGAR HAVELI, DAMAN AND DIU, LAKSHADWEEP

* Offtake figures are provisional, subject to confirmation from FCI

Food Security: Targeted Public Distribution System (Only BPL)

Off take

% Achievement of Target
During April-October, 2010



States

Table - 6(C)

Food Security - Targeted Public Distribution System (Only BPL)

Sl. No.	State/UT Name	Allocation of Food Grains (Tonnes) April,2010-October,2010	Off take (Tonnes) * April,2010-October,2010	Percentage of offtake w.r.t. Allocation of Food Grains
(1)	(2)	(3)	(4)	(5)
1	ANDHRA PRADESH	6,13,718	6,17,408	101
2	ARUNACHAL PRADESH	14,889	12,746	86
3	ASSAM	2,77,214	2,70,566	98
4	BIHAR	9,88,003	8,91,209	90
5	CHHATISGARH	2,83,318	2,86,194	101
6	DELHI	63,406	57,362	90
7	GOA	3,185	3,185	100
8	GUJARAT	3,21,048	3,41,176	106
9	HARYANA	1,21,667	1,22,656	101
10	HIMACHAL PRADESH	77,665	65,657	85
11	JAMMU AND KASHMIR	1,17,656	1,19,744	102
12	JHARKHAND	3,61,645	3,47,564	96
13	KARNATAKA	4,72,724	4,90,656	104
14	KERALA	2,34,703	2,54,992	109
15	MADHYA PRADESH	6,23,126	6,05,372	97
16	MAHARASHTRA	9,97,164	10,09,276	101
17	MANIPUR	25,088	5,987	24
18	MEGHALAYA	27,636	25,610	93
19	MIZORAM	10,290	8,474	82
20	NAGALAND	18,732	24,901	133
21	ORISSA	6,79,917	6,82,063	100
22	PUDUCHERRY	12,579	11,817	94
23	PUNJAB	70,686	69,780	99
24	RAJASTHAN	3,67,227	3,71,483	101
25	SIKKIM	6,594	6,512	99
26	TAMIL NADU	7,34,552	9,06,175	123
27	TRIPURA	44,555	46,258	104
28	UTTARAKHAND	84,966	80,885	95
29	UTTAR PRADESH	16,13,325	15,68,677	97
30	WEST BENGAL	9,06,255	9,27,965	102
31	ANDAMAN AND NICOBAR ISLANDS	3,115	1,423	46
32	CHANDIGARH	2,191	2,191	100
33	DADRA AND NAGAR HAVELI	2,933	28	1
34	DAMAN AND DIU	609	108	18
35	LAKSHADWEEP	441	0	0
Grand Total		1,01,82,822	1,02,36,100	101

Very Good:(90% or above of targets)

ANDHRA PRADESH, ASSAM, BIHAR, CHHATISGARH, DELHI, GOA, GUJARAT, HARYANA, JAMMU AND KASHMIR, JHARKHAND, KARNATAKA, KERALA, MADHYA PRADESH, MAHARASHTRA, MEGHALAYA, NAGALAND, ORISSA, PUDUCHERRY, PUNJAB, RAJASTHAN, SIKKIM, TAMIL NADU, TRIPURA, UTTARAKHAND, UTTAR PRADESH, WEST BENGAL, CHANDIGARH

Good:(Between 80% to 90% targets)

ARUNACHAL PRADESH, HIMACHAL PRADESH, MIZORAM

Poor:(Below 80% of targets)

MANIPUR, ANDAMAN AND NICOBAR ISLANDS, DADRA AND NAGAR HAVELI, DAMAN AND DIU, LAKSHADWEEP

* Offtake figures are provisional, subject to confirmation from FCI

Rural Housing - Indira Awaas Yojana

Houses constructed

% Achievement of Target

During April-October, 2010

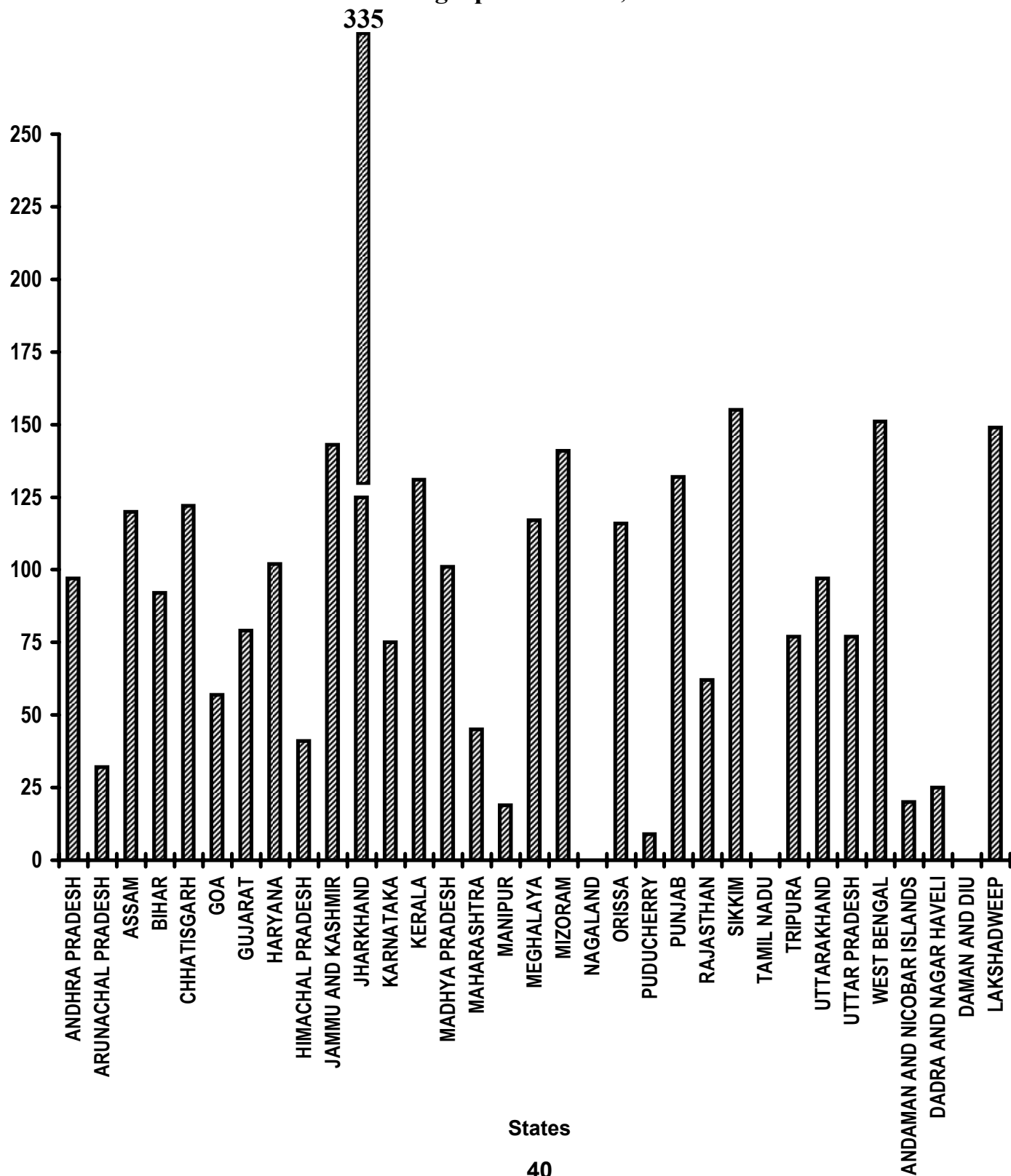


Table - 7

Rural Housing - Indira Awaas Yojana
Houses constructed
(Unit: Number)

Sl. No.	State/UT Name	Target		Achievement	Percent
		2010-2011	April,2010-October,2010	April,2010-October,2010	April,2010-October,2010
(1)	(2)	(3)	(4)	(5)	(5)/(4)
1	ANDHRA PRADESH	2,57,104	94,270	91,674	97
2	ARUNACHAL PRADESH	7,726	2,834	920	32
3	ASSAM	1,70,849	62,645	75,453	120
4	BIHAR	7,58,904	2,78,267	2,54,866	92
5	CHHATISGARH	39,759	14,579	17,845	122
6	GOA	1,584	583	333	57
7	GUJARAT	1,26,090	46,233	36,546	79
8	HARYANA	17,703	6,490	6,637	102
9	HIMACHAL PRADESH	5,793	2,123	873	41
10	JAMMU AND KASHMIR	17,995	6,600	9,414	143
11	JHARKHAND	67,691	24,820	83,061	335
12	KARNATAKA	99,055	36,322	27,080	75
13	KERALA	55,084	20,196	26,432	131
14	MADHYA PRADESH	79,073	28,996	29,173	101
15	MAHARASHTRA	1,55,052	56,852	25,550	45
16	MANIPUR	6,707	2,460	458	19
17	MEGHALAYA	11,681	4,283	5,018	117
18	MIZORAM	2,489	913	1,284	141
19	NAGALAND	7,730	2,834	0	0
20	ORISSA	1,49,100	54,670	63,641	116
21	PUDUCHERRY	1,218	447	41	9
22	PUNJAB	21,893	8,030	10,588	132
23	RAJASTHAN	63,362	23,232	14,499	62
24	SIKKIM	1,478	543	843	155
25	TAMIL NADU	1,02,939	37,745	52 *	0
26	TRIPURA	15,050	5,518	4,269	77
27	UTTARAKHAND	15,856	5,815	5,667	97
28	UTTAR PRADESH	3,40,868	1,24,986	96,721	77
29	WEST BENGAL	2,05,671	75,412	1,14,004	151
30	ANDAMAN AND NICOBAR ISLANDS	2,446	898	181	20
31	DADRA AND NAGAR HAVELI	407	150	38	25
32	DAMAN AND DIU	182	66	0	0
33	LAKSHADWEEP	158	59	88	149
Grand Total		28,08,697	10,29,871	10,03,249	97

Very Good:(90% or above of targets)

ANDHRA PRADESH, ASSAM, BIHAR, CHHATISGARH, HARYANA, JAMMU AND KASHMIR, JHARKHAND, KERALA, MADHYA PRADESH, MEGHALAYA, MIZORAM, ORISSA, PUNJAB, SIKKIM, UTTARAKHAND, WEST BENGAL, LAKSHADWEEP

Poor:(Below 80% of targets)

ARUNACHAL PRADESH, GOA, GUJARAT, HIMACHAL PRADESH, KARNATAKA, MAHARASHTRA, MANIPUR, NAGALAND, PUDUCHERRY, RAJASTHAN, TAMIL NADU, TRIPURA, UTTAR PRADESH, ANDAMAN AND NICOBAR ISLANDS, DADRA AND NAGAR HAVELI, DAMAN AND DIU

* Figures furnished by Ministry of Rural Development.

EWS/LIG Houses in Urban Areas

Houses constructed

% Achievement of Target

During April-October, 2010

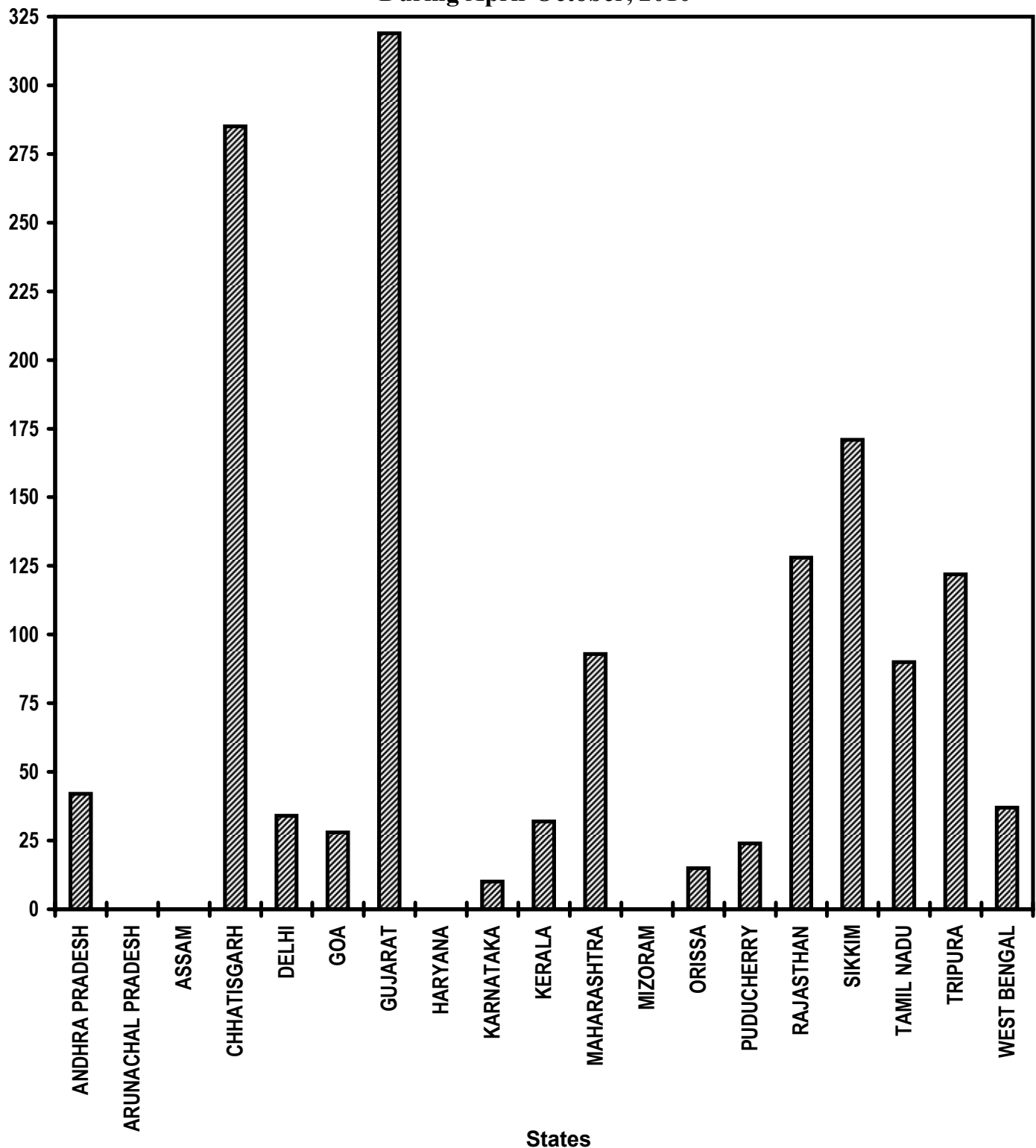


Table - 8

EWS/LIG Houses in Urban Areas
Houses constructed
 (Unit: Number)

Sl. No.	State/UT Name	Target *		Achievement	Percent Achievement
		2010-2011	April,2010-October,2010	April,2010-October,2010	April,2010-October,2010
(1)	(2)	(3)	(4)	(5)	(5)/(4)
1	ANDHRA PRADESH	90,000	52,500	22,247	42
2	ARUNACHAL PRADESH	100	58	0	0
3	ASSAM	293	168	0	0
4	CHHATISGARH	10,000	5,833	16,614	285
5	DELHI	6,896	4,022	1,350	34
6	GOA	130	75	21	28
7	GUJARAT	10,000	5,833	18,629	319
8	HARYANA	701	408	0	0
9	KARNATAKA	10,000	5,831	585	10
10	KERALA	2,200	1,281	416	32
11	MAHARASHTRA	14,033	8,183	7,592	93
12	MIZORAM	1,512	882	0	0
13	ORISSA	208	121	18	15
14	PUDUCHERRY	233	133	32	24
15	RAJASTHAN	2,288	1,330	1,696	128
16	SIKKIM	25	14	24	171
17	TAMIL NADU	10,000	5,833	5,253	90
18	TRIPURA	456	266	324	122
19	WEST BENGAL	632	367	134	37
Grand Total		1,59,707	93,138	74,935	80

Very Good:(90% or above of targets)

CHHATISGARH, GUJARAT, MAHARASHTRA, RAJASTHAN, SIKKIM, TAMIL NADU, TRIPURA

Poor:(Below 80% of targets)

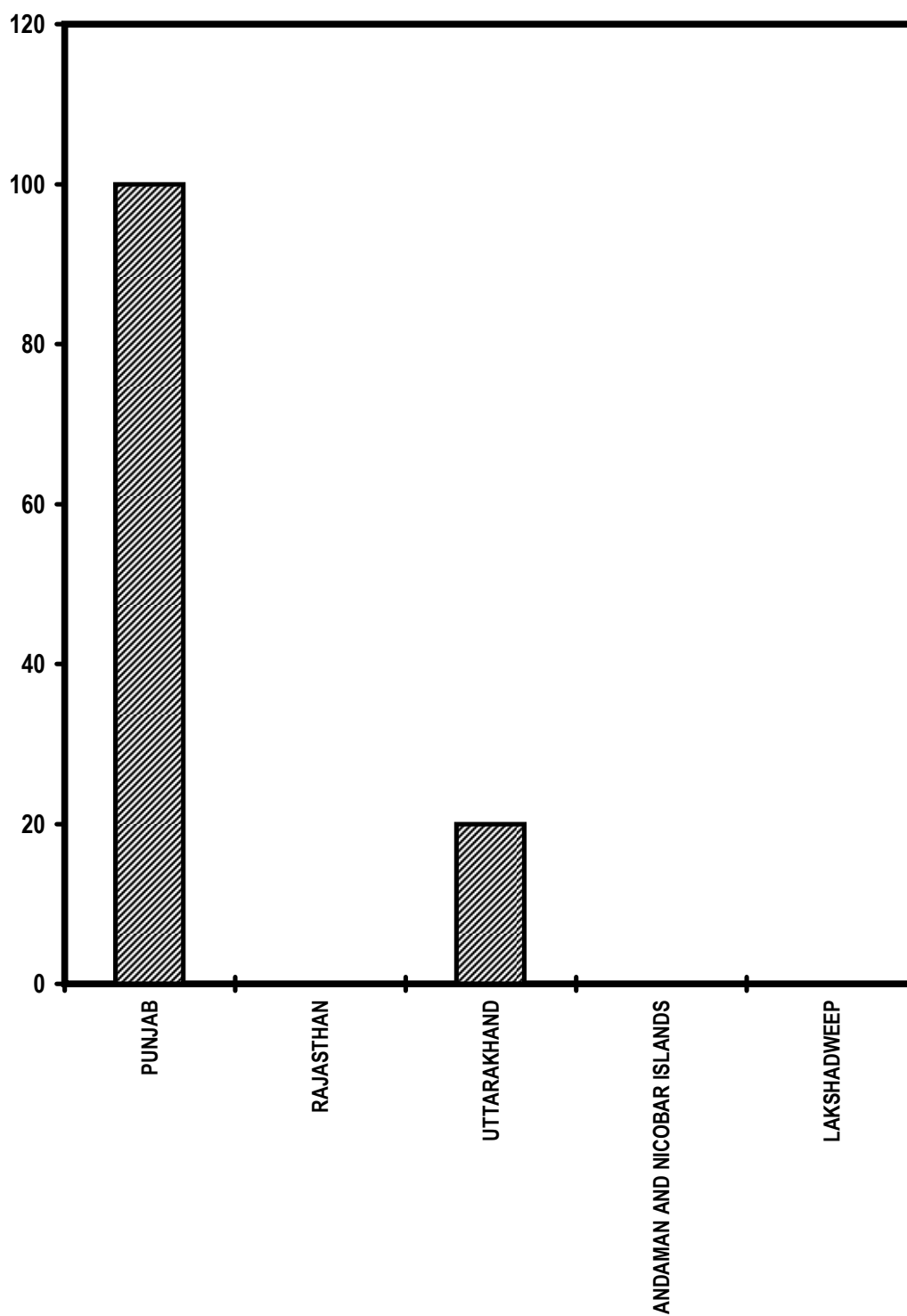
ANDHRA PRADESH, ARUNACHAL PRADESH, ASSAM, DELHI, GOA, HARYANA, KARNATAKA, KERALA, MIZORAM, ORISSA, PUDUCHERRY, WEST BENGAL

* Since the target for 2010-11 have not been received from the concerned Nodal Ministry, the target for the year 2009-10 has been repeated provisionally.

Rural Areas - Accelerated Rural Water Supply Programme

Habitations covered (NC and PC)

**% Achievement of Target
During April-October, 2010**



States

Table - 9(A)

Rural Areas - Accelerated Rural Water Supply Programme
Habitations covered (NC and PC)
 (Unit: Number)

Sl. No.	State/UT Name	Target		Achievement	Percent Achievement
		2010-2011	April,2010-October,2010	April,2010-October,2010	April,2010-October,2010
(1)	(2)	(3)	(4)	(5)	(5)/(4)
1	PUNJAB	16	6	6	100
2	RAJASTHAN	316	126	0	0
3	UTTARAKHAND	26	10	2	20
4	ANDAMAN AND NICOBAR ISLANDS	8	3	0	0
5	LAKSHADWEEP	10	4	0	0
Grand Total		376	149	8	5

Very Good:(90% or above of targets)

PUNJAB

Poor:(Below 80% of targets)

RAJASTHAN, UTTARAKHAND, ANDAMAN AND NICOBAR ISLANDS, LAKSHADWEEP

Rural Areas - Accelerated Rural Water Supply Programme

Slipped back habitations and habitations with water quality problems addressed-ARWSP

% Achievement of Target
During April-October, 2010

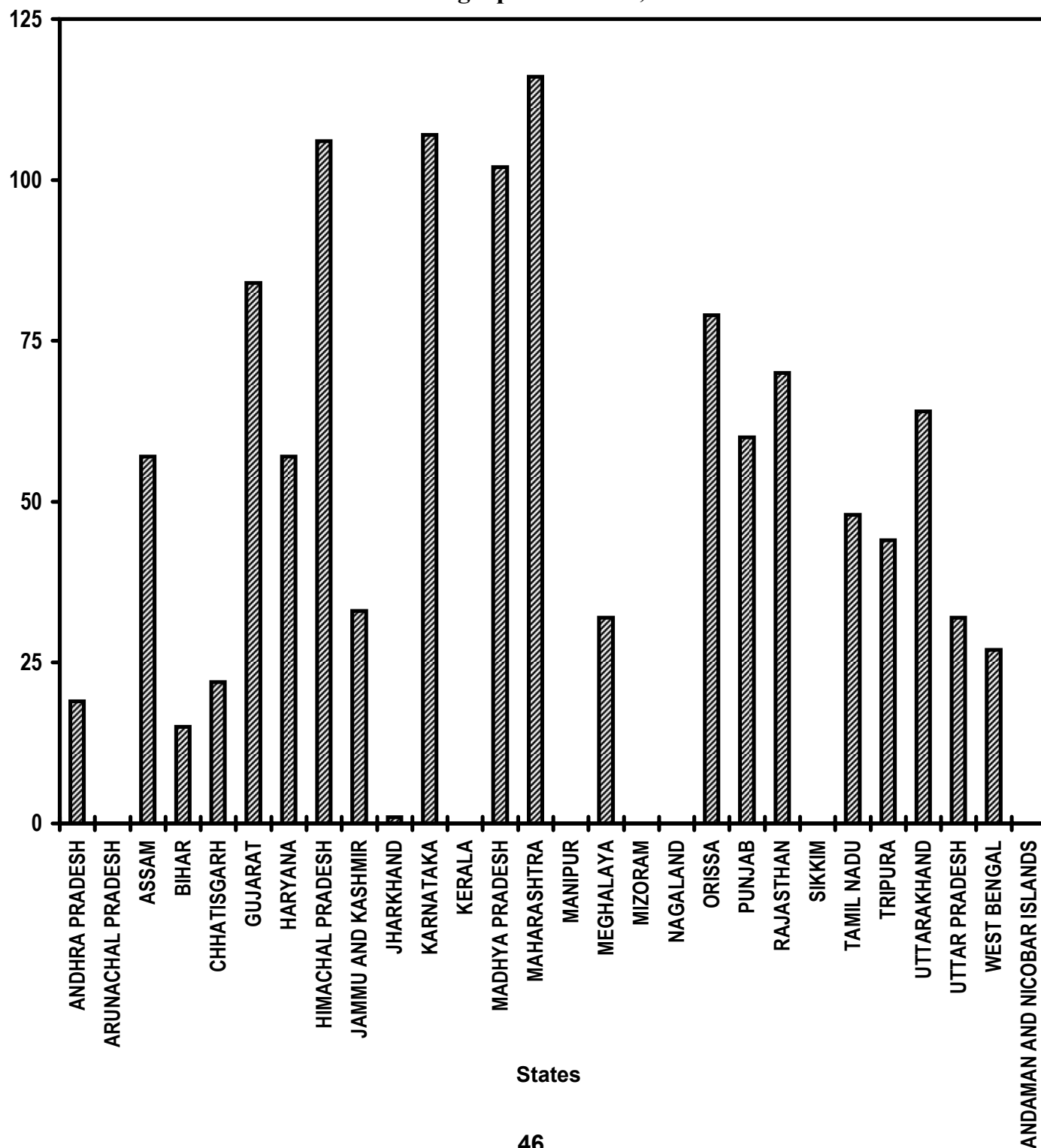


Table - 9(B)

Rural Areas - Accelerated Rural Water Supply Programme
Slipped back habitations and habitations with water quality problems addressed-ARWSP
 (Unit: Number)

Sl. No.	State/UT Name	Target		Achievement	Percent
		2010-2011	April,2010-October,2010	April,2010-October,2010	April,2010-October,2010
(1)	(2)	(3)	(4)	(5)	(5)/(4)
1	ANDHRA PRADESH	6,673	2,669	512	19
2	ARUNACHAL PRADESH	534	213	0	0
3	ASSAM	8,157	3,262	1,868	57
4	BIHAR	18,749	7,499	1,126	15
5	CHHATISGARH	9,948	3,979	888	22
6	GUJARAT	1,100	440	368	84
7	HARYANA	1,007	402	229	57
8	HIMACHAL PRADESH	5,000	2,000	2,112	106
9	JAMMU AND KASHMIR	962	385	126	33
10	JHARKHAND	1,099	439	6	1
11	KARNATAKA	8,750	3,500	3,746	107
12	KERALA	744	297	0	0
13	MADHYA PRADESH	13,300	5,320	5,449	102
14	MAHARASHTRA	9,745	3,898	4,539	116
15	MANIPUR	330	132	0	0
16	MEGHALAYA	840	336	106	32
17	MIZORAM	124	48	0	0
18	NAGALAND	105	42	0	0
19	ORISSA	5,494	2,197	1,738	79
20	PUNJAB	2,007	802	483	60
21	RAJASTHAN	7,448	2,979	2,089	70
22	SIKKIM	175	70	0	0
23	TAMIL NADU	8,009	3,203	1,529	48
24	TRIPURA	825	330	144	44
25	UTTARAKHAND	1,539	615	396	64
26	UTTAR PRADESH	2,142	857	270	32
27	WEST BENGAL	6,630	2,652	726	27
28	ANDAMAN AND NICOBAR ISLANDS	-	-	0	-
Grand Total		1,21,436	48,566	28,450	59

Very Good:(90% or above of targets)

HIMACHAL PRADESH, KARNATAKA, MADHYA PRADESH, MAHARASHTRA

Good:(Between 80% to 90% targets)

GUJARAT

Poor:(Below 80% of targets)

ANDHRA PRADESH, ARUNACHAL PRADESH, ASSAM, BIHAR, CHHATISGARH, HARYANA, JAMMU AND KASHMIR, JHARKHAND, KERALA, MANIPUR, MEGHALAYA, MIZORAM, NAGALAND, ORISSA, PUNJAB, RAJASTHAN, SIKKIM, TAMIL NADU, TRIPURA, UTTARAKHAND, UTTAR PRADESH, WEST BENGAL

Table - 10**Sanitation Programme in Rural Areas****(Unit: Number)**

		Individual Household latrines constructed (Number)
Sl. No.	State/UT Name	
(1)	(2)	(3)
1	ANDHRA PRADESH	2,76,340
2	ARUNACHAL PRADESH	16,458
3	ASSAM	2,24,165
4	BIHAR	3,82,262
5	CHHATISGARH	1,18,590
6	DELHI	0
7	GOA	0
8	GUJARAT	2,38,321
9	HARYANA	52,753
10	HIMACHAL PRADESH	1,00,117
11	JAMMU AND KASHMIR	47,018
12	JHARKHAND	2,06,920
13	KARNATAKA	3,27,622
14	KERALA	2,872
15	MADHYA PRADESH	5,46,776
16	MAHARASHTRA	1,62,494
17	MANIPUR	19,394
18	MEGHALAYA	16,992
19	MIZORAM	1,611
20	NAGALAND	12,914
21	ORISSA	5,98,170
22	PUDUCHERRY	12
23	PUNJAB	44,622
24	RAJASTHAN	4,60,525
25	SIKKIM	0
26	TAMIL NADU	2,74,834
27	TRIPURA	18,576
28	UTTARAKHAND	57,994
29	UTTAR PRADESH	8,24,214
30	WEST BENGAL	2,69,291
31	ANDAMAN AND NICOBAR ISLANDS	0
32	CHANDIGARH	0
33	DADRA AND NAGAR HAVELI	0
34	DAMAN AND DIU	0
35	LAKSHADWEEP	0
Grand Total		53,01,857

Table - 11

Institutional Delivery
(Unit: Number)

		Delivery in institutions (Number) April,2010- October,2010
Sl. No.	State/UT Name	
(1)	(2)	(3)
1	ANDHRA PRADESH	8,41,898
2	ARUNACHAL PRADESH	2,535
3	ASSAM	2,04,937
4	BIHAR	6,63,983
5	CHHATISGARH	90,868
6	DELHI	1,46,267
7	GOA	10,298
8	GUJARAT	6,13,601
9	HARYANA	1,21,571
10	HIMACHAL PRADESH	37,959
11	JAMMU AND KASHMIR	82,671
12	JHARKHAND	1,85,624
13	KARNATAKA	4,37,429
14	KERALA	2,92,632
15	MADHYA PRADESH	6,58,988
16	MAHARASHTRA	7,46,015
17	MANIPUR	9,365
18	MEGHALAYA	15,630
19	MIZORAM	0
20	NAGALAND	0
21	ORISSA	3,24,349
22	PUDUCHERRY	26,482
23	PUNJAB	1,55,497
24	RAJASTHAN	6,97,007
25	SIKKIM	3,613
26	TAMIL NADU	6,27,242
27	TRIPURA	10,693
28	UTTARAKHAND	63,523
29	UTTAR PRADESH	15,10,325
30	WEST BENGAL	0
31	ANDAMAN AND NICOBAR ISLANDS	2,731
32	CHANDIGARH	10,844
33	DADRA AND NAGAR HAVELI	1,668
34	DAMAN AND DIU	1,453
35	LAKSHADWEEP	361
Grand Total		85,98,059

SC Families Assisted

% Achievement of Target
During April-October, 2010

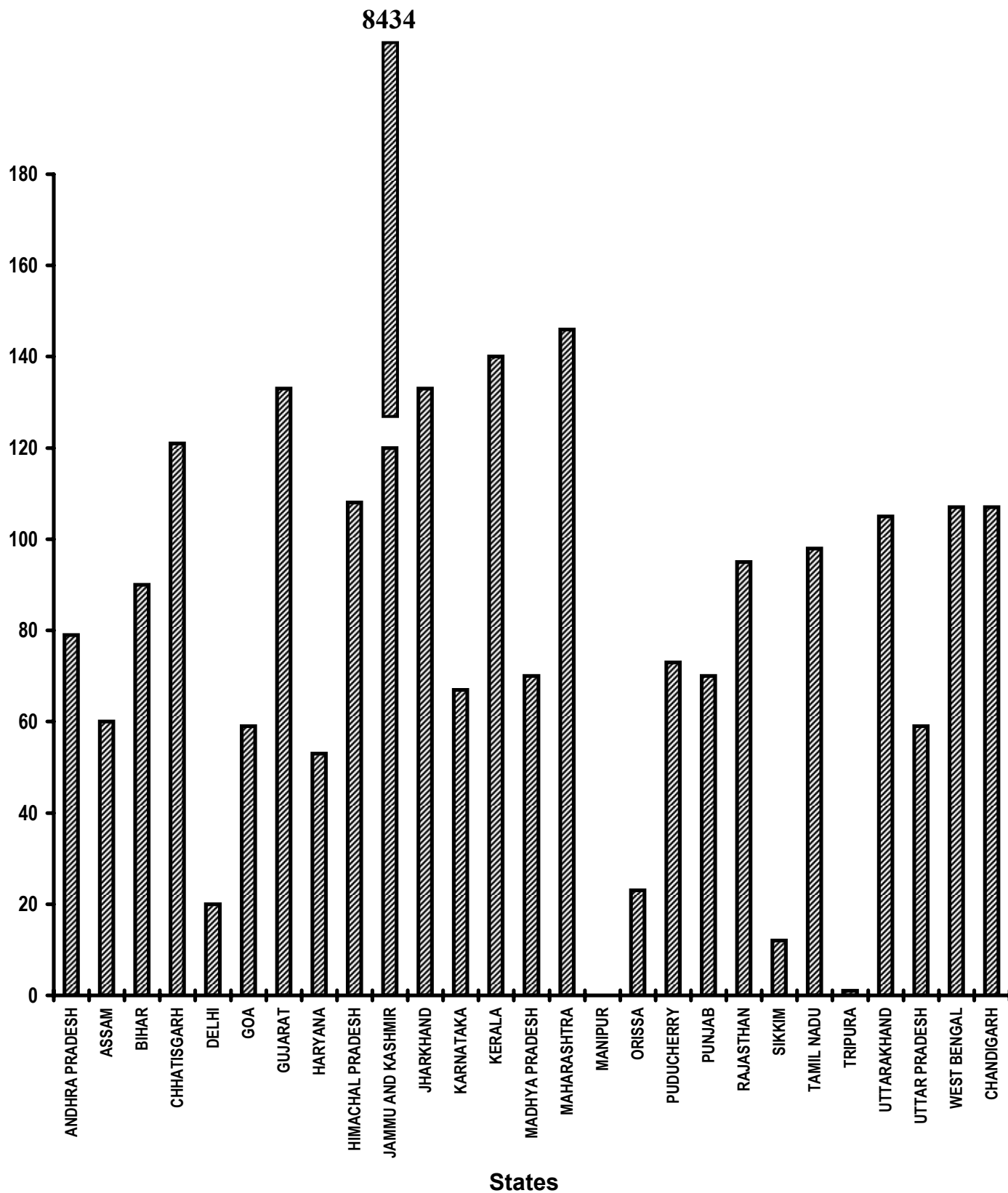


Table - 12

SC Families Assisted
(Unit: Number)

Sl. No.	State/UT Name	Target *		Achievement April,2010- October,2010	Percent Achievement April,2010- October,2010
		2010-2011	April,2010- October,2010		
(1)	(2)	(3)	(4)	(5)	(5)/(4)
1	ANDHRA PRADESH	4,50,000	2,62,500	2,07,600	79
2	ASSAM	44,000	25,662	15,300	60
3	BIHAR	2,55,000	1,48,750	1,33,936	90
4	CHHATISGARH	3,75,000	2,18,750	2,64,739	121
5	DELHI	5,000	2,912	569	20
6	GOA	550	315	185	59
7	GUJARAT	1,40,000	81,662	1,08,526	133
8	HARYANA	88,500	51,625	27,597	53
9	HIMACHAL PRADESH	58,000	33,833	36,529	108
10	JAMMU AND KASHMIR	1,100	637	53,723	8,434
11	JHARKHAND	5,50,000	3,20,831	4,28,109	133
12	KARNATAKA	5,00,000	2,91,662	1,94,837	67
13	KERALA	33,000	19,250	26,963	140
14	MADHYA PRADESH	2,43,000	1,41,750	99,861	70
15	MAHARASHTRA	1,54,000	89,831	1,30,867	146
16	MANIPUR	550	315	0	0
17	ORISSA	72,600	42,350	9,764	23
18	PUDUCHERRY	5,000	2,912	2,132	73
19	PUNJAB	88,000	51,331	35,915	70
20	RAJASTHAN	4,12,000	2,40,331	2,27,608	95
21	SIKKIM	2,200	1,281	160	12
22	TAMIL NADU	9,00,000	5,25,000	5,14,649	98
23	TRIPURA	22,000	12,831	125	1
24	UTTARAKHAND	7,000	4,081	4,286	105
25	UTTAR PRADESH	2,57,000	1,49,912	87,980	59
26	WEST BENGAL	1,10,000	64,162	68,638	107
27	CHANDIGARH	700	406	435	107
Grand Total		47,74,200	27,84,882	26,81,033	96

Very Good:(90% or above of targets)

BIHAR, CHHATISGARH, GUJARAT, HIMACHAL PRADESH, JAMMU AND KASHMIR, JHARKHAND, KERALA, MAHARASHTRA, RAJASTHAN, TAMIL NADU, UTTARAKHAND, WEST BENGAL, CHANDIGARH

Poor:(Below 80% of targets)

ANDHRA PRADESH, ASSAM, DELHI, GOA, HARYANA, KARNATAKA, MADHYA PRADESH, MANIPUR, ORISSA, PUDUCHERRY, PUNJAB, SIKKIM, TRIPURA, UTTAR PRADESH

* Targets for 2010-11 have not been received from the Ministry of Social Justice & Empowerment for the last three years i.e. for 2008-09 - 2010-11 so the target for the year 2007-08 has been repeated.

Universalization of ICDS Scheme

ICDS Blocks Operational (Cumulative)

% Achievement of Target
During April-October, 2010

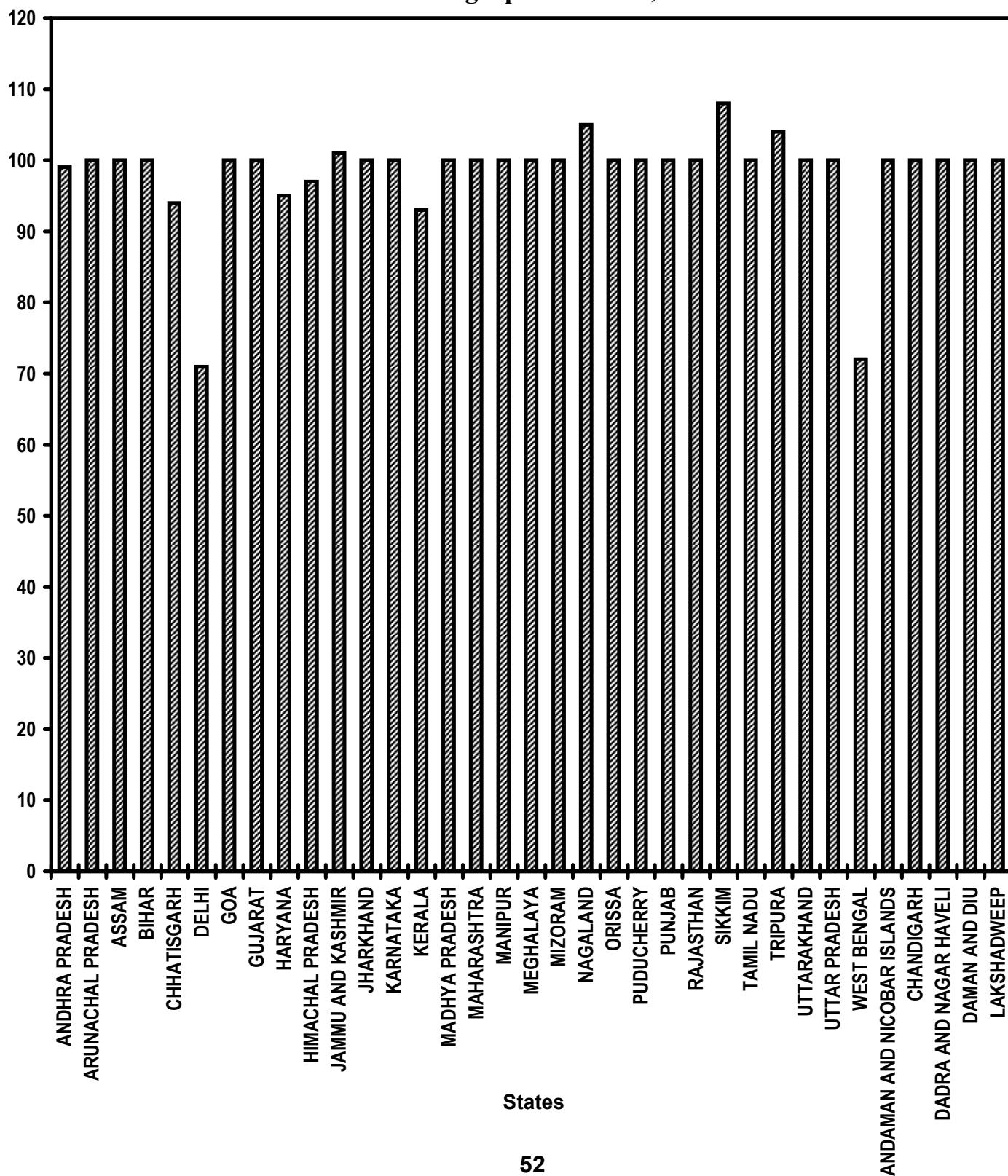


Table - 13

Universalization of ICDS Scheme
ICDS Blocks Operational (Cumulative)
(Unit: Number)

Sl. No.	State/UT Name	Target		Achievement April,2010-October,2010	Percent Achievement April,2010-October,2010
		2010-2011	April,2010-October,2010		
(1)	(2)	(3)	(4)	(5)	(5)/(4)
1	ANDHRA PRADESH	387	387	385	99
2	ARUNACHAL PRADESH	98	93	93	100
3	ASSAM	231	228	228	100
4	BIHAR	545	544	544	100
5	CHHATISGARH	220	173	163	94
6	DELHI	95	78	55	71
7	GOA	11	11	11	100
8	GUJARAT	336	336	336	100
9	HARYANA	148	148	140	95
10	HIMACHAL PRADESH	78	78	76	97
11	JAMMU AND KASHMIR	140	140	141	101
12	JHARKHAND	204	204	204	100
13	KARNATAKA	185	185	185	100
14	KERALA	258	175	163	93
15	MADHYA PRADESH	453	453	453	100
16	MAHARASHTRA	553	553	553	100
17	MANIPUR	42	42	42	100
18	MEGHALAYA	41	41	41	100
19	MIZORAM	27	27	27	100
20	NAGALAND	59	56	59	105
21	ORISSA	338	326	326	100
22	PUDUCHERRY	5	5	5	100
23	PUNJAB	154	154	154	100
24	RAJASTHAN	304	304	304	100
25	SIKKIM	13	12	13	108
26	TAMIL NADU	434	434	434	100
27	TRIPURA	54	54	56	104
28	UTTARAKHAND	105	105	105	100
29	UTTAR PRADESH	897	897	896	100
30	WEST BENGAL	576	576	414	72
31	ANDAMAN AND NICOBAR ISLANDS	5	5	5	100
32	CHANDIGARH	3	3	3	100
33	DADRA AND NAGAR HAVELI	2	2	2	100
34	DAMAN AND DIU	2	2	2	100
35	LAKSHADWEEP	9	9	9	100
Grand Total		7,012	6,840	6,627	97

Very Good:(90% or above of targets)

ANDHRA PRADESH, ARUNACHAL PRADESH, ASSAM, BIHAR, CHHATISGARH, GOA, GUJARAT, HARYANA, HIMACHAL PRADESH, JAMMU AND KASHMIR, JHARKHAND, KARNATAKA, KERALA, MADHYA PRADESH, MAHARASHTRA, MANIPUR, MEGHALAYA, MIZORAM, NAGALAND, ORISSA, PUDUCHERRY, PUNJAB, RAJASTHAN, SIKKIM, TAMIL NADU, TRIPURA, UTTARAKHAND, UTTAR PRADESH, ANDAMAN AND NICOBAR ISLANDS, CHANDIGARH, DADRA AND NAGAR HAVELI, DAMAN AND DIU, LAKSHADWEEP

Poor:(Below 80% of targets)

DELHI, WEST BENGAL

Functional Anganwadis (Cumulative)

% Achievement of Target
During April-October, 2010

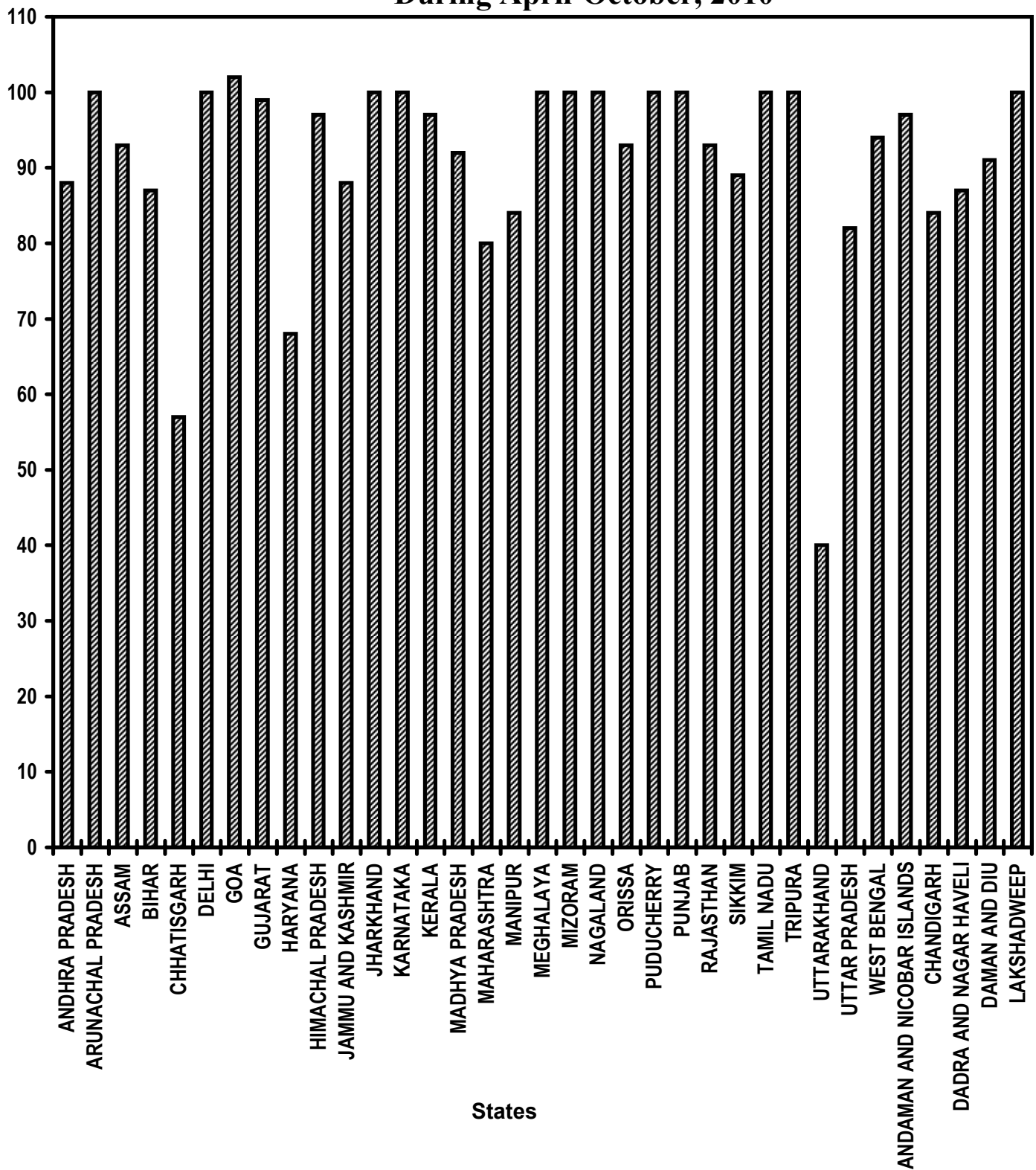


Table - 14

Functional Anganwadis
Anganwadis Functional (Cumulative)
 (Unit: Number)

Sl. No.	State/UT Name	Target		Achievement April,2010- October,2010	Percent Achievement April,2010- October,2010
		2010-2011	April,2010- October,2010		
(1)	(2)	(3)	(4)	(5)	(5)/(4)
1	ANDHRA PRADESH	91,307	91,307	80,158	88
2	ARUNACHAL PRADESH	6,225	6,028	6,028	100
3	ASSAM	62,153	59,695	55,642	93
4	BIHAR	91,968	91,968	80,211	87
5	CHHATISGARH	64,390	64,390	36,427	57
6	DELHI	11,150	6,606	6,606	100
7	GOA	1,262	1,212	1,231	102
8	GUJARAT	50,226	48,617	48,329	99
9	HARYANA	25,699	25,699	17,445	68
10	HIMACHAL PRADESH	18,925	18,925	18,341	97
11	JAMMU AND KASHMIR	28,577	28,577	25,238	88
12	JHARKHAND	38,186	38,186	38,158	100
13	KARNATAKA	63,377	63,377	63,065	100
14	KERALA	33,115	33,115	32,237	97
15	MADHYA PRADESH	90,999	90,999	83,944	92
16	MAHARASHTRA	1,10,486	1,10,486	88,880	80
17	MANIPUR	11,510	11,510	9,654	84
18	MEGHALAYA	5,115	5,115	5,110	100
19	MIZORAM	1,980	1,980	1,980	100
20	NAGALAND	3,455	3,455	3,455	100
21	ORISSA	72,873	71,134	66,505	93
22	PUDUCHERRY	788	788	788	100
23	PUNJAB	26,656	26,656	26,656	100
24	RAJASTHAN	61,119	61,119	57,032	93
25	SIKKIM	1,233	1,233	1,103	89
26	TAMIL NADU	54,439	54,439	54,439	100
27	TRIPURA	9,878	9,878	9,905	100
28	UTTARAKHAND	23,159	23,159	9,211	40
29	UTTAR PRADESH	1,87,517	1,87,517	1,54,568	82
30	WEST BENGAL	1,17,170	1,17,170	1,10,691	94
31	ANDAMAN AND NICOBAR ISLANDS	720	720	697	97
32	CHANDIGARH	500	500	420	84
33	DADRA AND NAGAR HAVELI	253	253	219	87
34	DAMAN AND DIU	107	107	97	91
35	LAKSHADWEEP	107	107	107	100
Grand Total		13,66,624	13,56,027	11,94,577	88

Very Good:(90% or above of targets)

ARUNACHAL PRADESH, ASSAM, DELHI, GOA, GUJARAT, HIMACHAL PRADESH, JHARKHAND, KARNATAKA, KERALA, MADHYA PRADESH, MEGHALAYA, MIZORAM, NAGALAND, ORISSA, PUDUCHERRY, PUNJAB, RAJASTHAN, TAMIL NADU, TRIPURA, WEST BENGAL, ANDAMAN AND NICOBAR ISLANDS, DAMAN AND DIU, LAKSHADWEEP

Good:(Between 80% to 90% targets)

ANDHRA PRADESH, BIHAR, JAMMU AND KASHMIR, MAHARASHTRA, MANIPUR, SIKKIM, UTTAR PRADESH, CHANDIGARH, DADRA AND NAGAR HAVELI

Poor:(Below 80% of targets)

CHHATISGARH, HARYANA, UTTARAKHAND

No. of Urban poor families assisted under Seven Point Charter

Poor Families Assisted

% Achievement of Target

During April-October, 2010

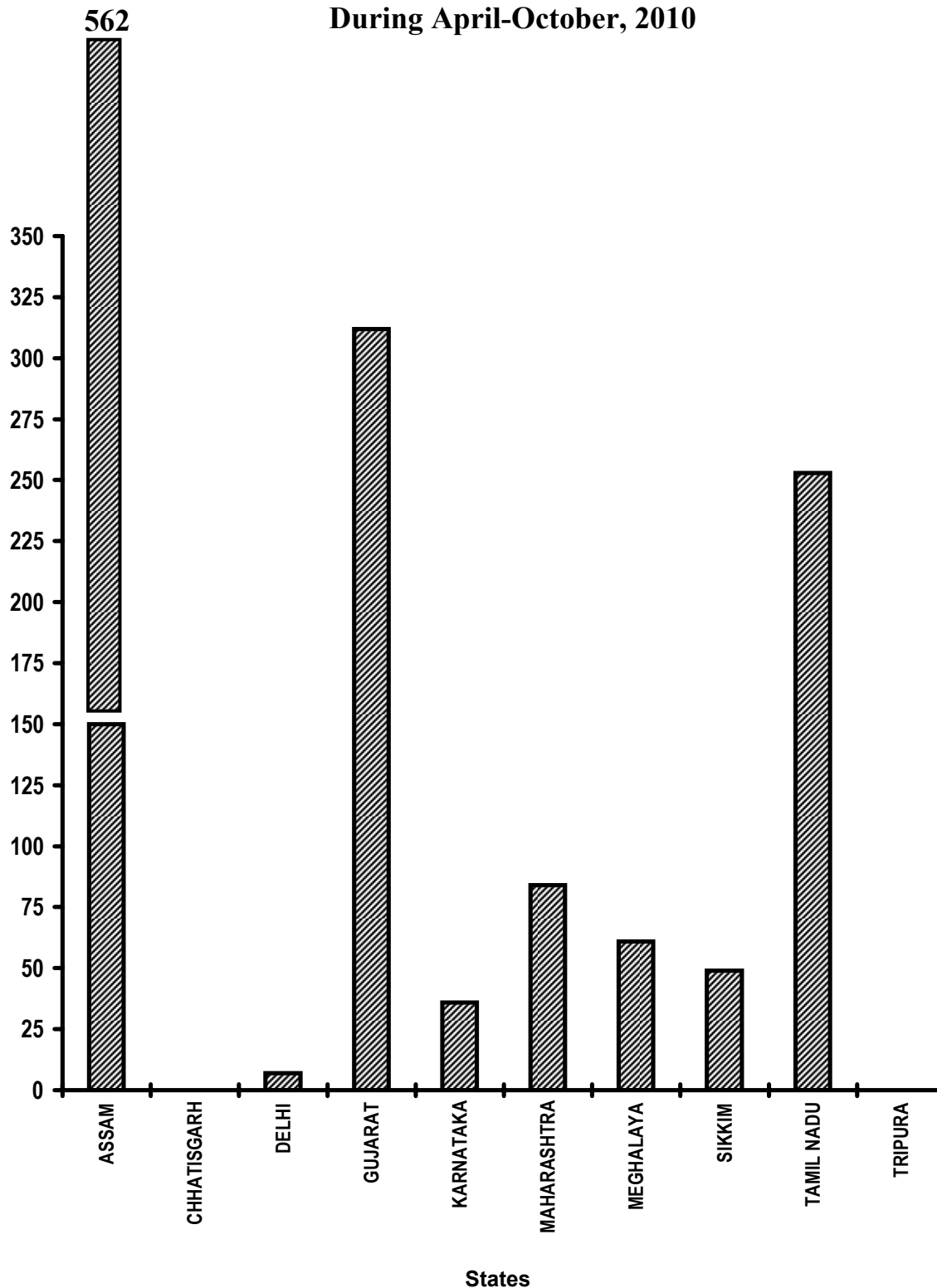


Table - 15

No. of Urban poor families assisted under Seven Point Charter
Poor Families Assisted
(Unit: Number)

Sl. No.	State/UT Name	Target *		Achievement	Percent Achievement
		2010-2011	April,2010-October,2010	April,2010-October,2010	April,2010-October,2010
(1)	(2)	(3)	(4)	(5)	(5)/(4)
1	ASSAM	250	140	787	562
2	CHHATISGARH	25,000	14,583	0	0
3	DELHI	2,000	1,164	81	7
4	GUJARAT	1,00,000	58,333	1,81,886	312
5	KARNATAKA	31,594	18,431	6,635	36
6	MAHARASHTRA	50,037	29,187	24,512	84
7	MEGHALAYA	1,250	728	447	61
8	SIKKIM	1,200	700	340	49
9	TAMIL NADU	20,000	11,662	29,487	253
10	TRIPURA	2,380	1,388	0	0
Grand Total		2,33,711	1,36,316	2,44,175	179

Very Good:(90% or above of targets)

ASSAM, GUJARAT, TAMIL NADU

Good:(Between 80% to 90% targets)

MAHARASHTRA

Poor:(Below 80% of targets)

CHHATISGARH, DELHI, KARNATAKA, MEGHALAYA, SIKKIM, TRIPURA

* Since the target for 2010-11 have not been received from the concerned Nodal Ministry, the target for the year 2009-10 has been repeated provisionally.

Afforestation (Public and Forest Lands)

Area Covered under Plantation

% Achievement of Target
During April-October, 2010

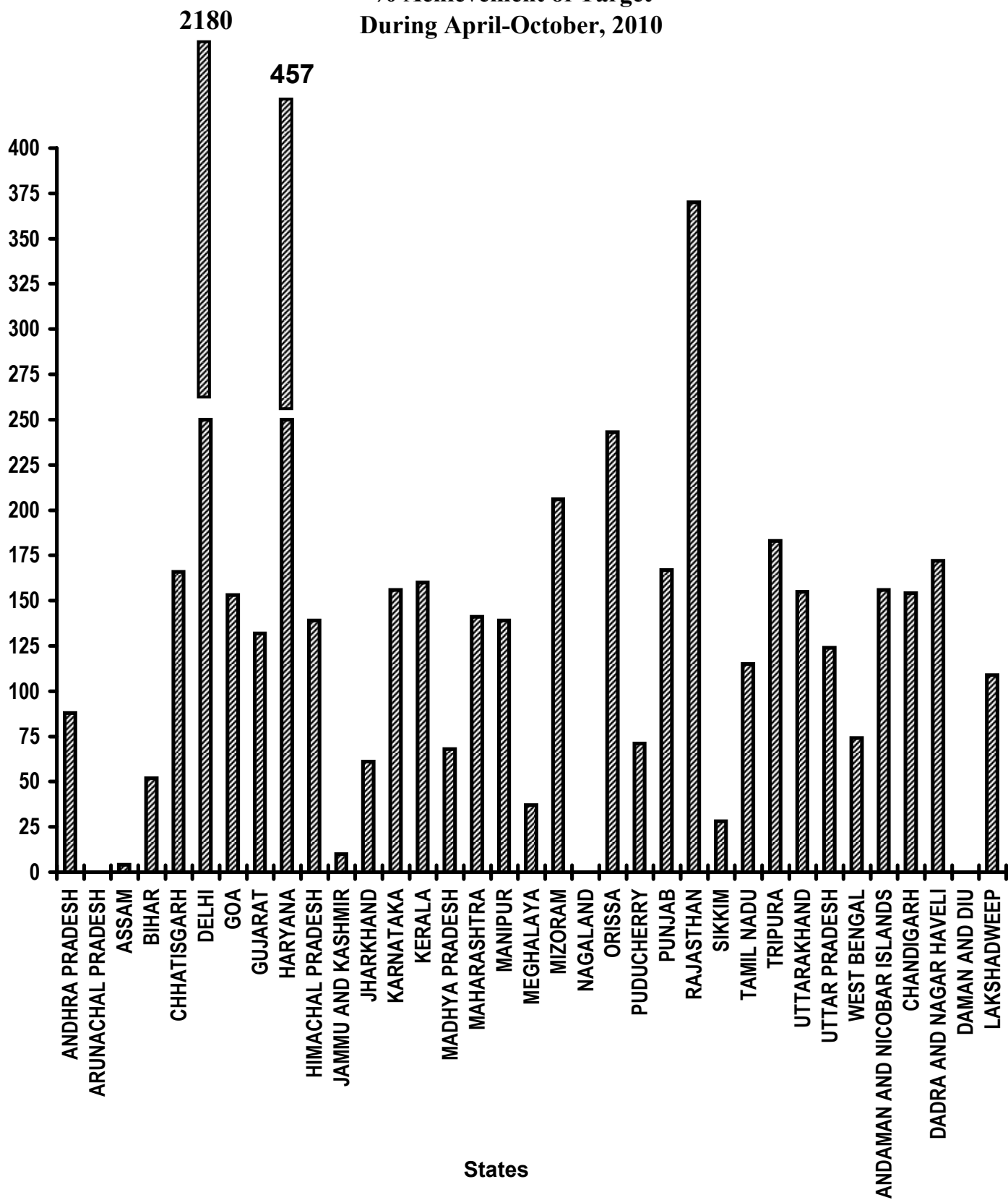


Table - 16(A)

**Afforestation (Public and Forest Lands)
Area Covered under Plantation
(Unit: Hectares)**

Sl. No.	State/UT Name	Target		Achievement April,2010- October,2010	Percent Achievement April,2010- October,2010
		2010-2011	April,2010- October,2010		
(1)	(2)	(3)	(4)	(5)	(5)/(4)
1	ANDHRA PRADESH	3,40,000	1,98,331	1,75,140	88
2	ARUNACHAL PRADESH	10,000	5,831	2	0
3	ASSAM	12,000	7,000	300	4
4	BIHAR	27,000	15,750	8,157	52
5	CHHATISGARH	60,500	35,291	58,458	166
6	DELHI	100	56	1,221	2,180
7	GOA	550	320	488	152
8	GUJARAT	1,25,000	72,912	96,324	132
9	HARYANA	25,000	14,581	66,574	457
10	HIMACHAL PRADESH	24,000	14,000	19,461	139
11	JAMMU AND KASHMIR	28,000	16,331	1,562	10
12	JHARKHAND	50,000	29,162	17,881	61
13	KARNATAKA	1,00,000	58,331	90,846	156
14	KERALA	9,000	5,250	8,411	160
15	MADHYA PRADESH	2,70,000	1,57,500	1,07,708	68
16	MAHARASHTRA	1,75,000	1,02,081	1,44,104	141
17	MANIPUR	10,000	5,833	8,102	139
18	MEGHALAYA	3,000	1,750	655	37
19	MIZORAM	6,000	3,500	7,197	206
20	NAGALAND	6,000	3,500	0	0
21	ORISSA	1,50,000	87,500	2,12,796	243
22	PUDUCHERRY	50	28	20	71
23	PUNJAB	7,000	4,081	6,800	167
24	RAJASTHAN	44,000	25,666	94,849	370
25	SIKKIM	5,000	2,912	811	28
26	TAMIL NADU	93,000	54,250	62,229	115
27	TRIPURA	12,000	7,000	12,835	183
28	UTTARAKHAND	16,000	9,333	14,493	155
29	UTTAR PRADESH	1,00,000	58,333	72,599	124
30	WEST BENGAL	22,000	12,833	9,447	74
31	ANDAMAN AND NICOBAR ISLANDS	1,100	641	998	156
32	CHANDIGARH	300	175	269	154
33	DADRA AND NAGAR HAVELI	200	116	200	172
34	DAMAN AND DIU	30	16	0	0
35	LAKSHADWEEP	20	11	12	109
Grand Total		17,31,850	10,10,205	13,00,949	129

Very Good:(90% or above of targets)

CHHATISGARH, DELHI, GOA, GUJARAT, HARYANA, HIMACHAL PRADESH, KARNATAKA, KERALA, MAHARASHTRA, MANIPUR, MIZORAM, ORISSA, PUNJAB, RAJASTHAN, TAMIL NADU, TRIPURA, UTTARAKHAND, UTTAR PRADESH, ANDAMAN AND NICOBAR ISLANDS, CHANDIGARH, DADRA AND NAGAR HAVELI, LAKSHADWEEP

Good:(Between 80% to 90% targets)

ANDHRA PRADESH

Poor:(Below 80% of targets)

ARUNACHAL PRADESH, ASSAM, BIHAR, JAMMU AND KASHMIR, JHARKHAND, MADHYA PRADESH, MEGHALAYA, NAGALAND, PUDUCHERRY, SIKKIM, WEST BENGAL, DAMAN AND DIU

Afforestation (Public and Forest Lands)

Seedlings planted

% Achievement of Target
During April-October, 2010

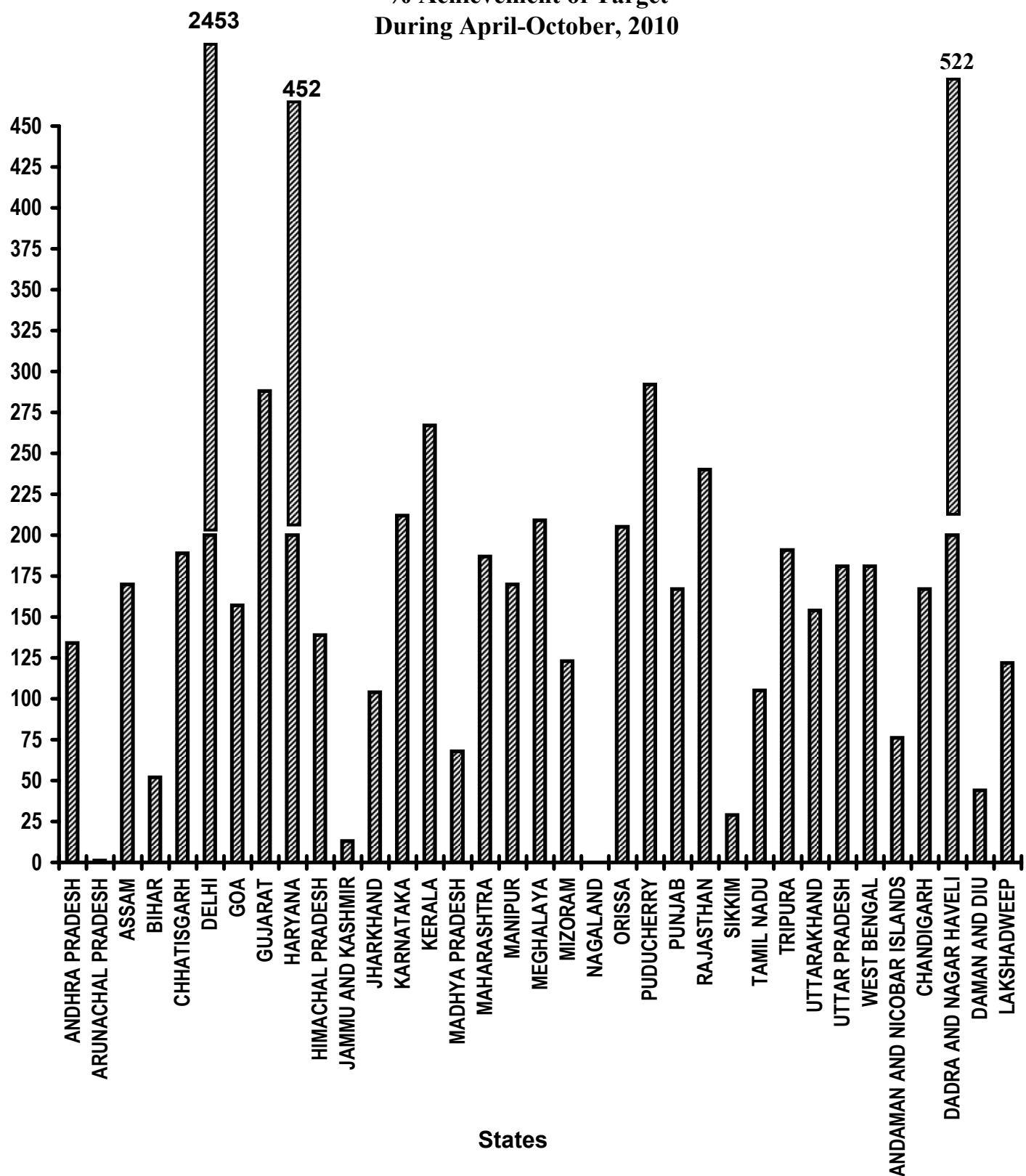


Table - 16(B)

Afforestation (Public and Forest Lands)
Seedlings planted
(Unit: Number)

Sl. No.	State/UT Name	Target		Achievement	Percent
		2010-2011	April,2010-October,2010	April,2010-October,2010	Achievement April,2010-October,2010
(1)	(2)	(3)	(4)	(5)	(5)/(4)
1	ANDHRA PRADESH	22,10,00,000	12,89,16,669	17,30,00,000	134
2	ARUNACHAL PRADESH	65,00,000	37,91,669	51,070	1
3	ASSAM	78,00,000	45,50,000	77,15,000	170
4	BIHAR	1,75,49,000	1,02,37,500	53,00,000	52
5	CHHATISGARH	3,85,00,000	2,24,58,333	4,24,57,000	189
6	DELHI	65,000	37,919	9,30,000	2,453
7	GOA	7,50,000	4,37,500	6,89,000	157
8	GUJARAT	8,12,50,000	4,73,95,831	13,64,57,000	288
9	HARYANA	1,62,50,000	94,79,169	4,28,74,000	452
10	HIMACHAL PRADESH	1,56,00,000	91,00,000	1,26,50,000	139
11	JAMMU AND KASHMIR	1,82,00,000	1,06,16,669	13,37,000	13
12	JHARKHAND	3,25,00,000	1,89,58,331	1,97,54,502	104
13	KARNATAKA	6,50,00,000	3,79,16,669	8,04,07,000	212
14	KERALA	58,50,000	34,12,500	91,14,743	267
15	MADHYA PRADESH	17,55,00,000	10,23,75,000	7,00,10,000	68
16	MAHARASHTRA	11,37,50,000	6,63,54,169	12,38,75,000	187
17	MANIPUR	65,00,000	37,91,666	64,40,800	170
18	MEGHALAYA	19,50,000	11,37,500	23,74,179	209
19	MIZORAM	39,00,000	22,75,000	27,90,065	123
20	NAGALAND	39,00,000	22,75,000	0	0
21	ORISSA	9,75,00,000	5,68,75,000	11,64,76,300	205
22	PUDUCHERRY	33,000	19,250	56,180	292
23	PUNJAB	45,50,000	26,54,169	44,20,000	167
24	RAJASTHAN	1,76,00,000	1,02,66,666	2,46,29,000	240
25	SIKKIM	32,50,000	18,95,831	5,50,000	29
26	TAMIL NADU	2,84,00,000	1,65,66,666	1,73,59,042	105
27	TRIPURA	78,00,000	45,50,000	87,00,000	191
28	UTTARAKHAND	1,40,00,000	81,66,666	1,26,10,000	154
29	UTTAR PRADESH	6,50,00,000	3,79,16,666	6,87,53,384	181
30	WEST BENGAL	1,43,00,000	83,41,666	1,51,16,000	181
31	ANDAMAN AND NICOBAR ISLANDS	7,15,000	4,17,083	3,15,814	76
32	CHANDIGARH	1,95,000	1,13,750	1,90,504	167
33	DADRA AND NAGAR HAVELI	1,30,000	75,833	3,96,000	522
34	DAMAN AND DIU	20,000	11,669	5,131	44
35	LAKSHADWEEP	13,000	7,583	9,237	122
Grand Total		1,08,58,20,000	63,33,95,592	1,00,78,12,951	159

Very Good:(90% or above of targets)

ANDHRA PRADESH, ASSAM, CHHATISGARH, DELHI, GOA, GUJARAT, HARYANA, HIMACHAL PRADESH, JHARKHAND, KARNATAKA, KERALA, MAHARASHTRA, MANIPUR, MEGHALAYA, MIZORAM, ORISSA, PUDUCHERRY, PUNJAB, RAJASTHAN, TAMIL NADU, TRIPURA, UTTARAKHAND, UTTAR PRADESH, WEST BENGAL, CHANDIGARH, DADRA AND NAGAR HAVELI, LAKSHADWEEP

Poor:(Below 80% of targets)

ARUNACHAL PRADESH, BIHAR, JAMMU AND KASHMIR, MADHYA PRADESH, NAGALAND, SIKKIM, ANDAMAN AND NICOBAR ISLANDS, DAMAN AND DIU

Rural Roads - PMGSY

Length of Road Constructed

% Achievement of Target
During April-October, 2010

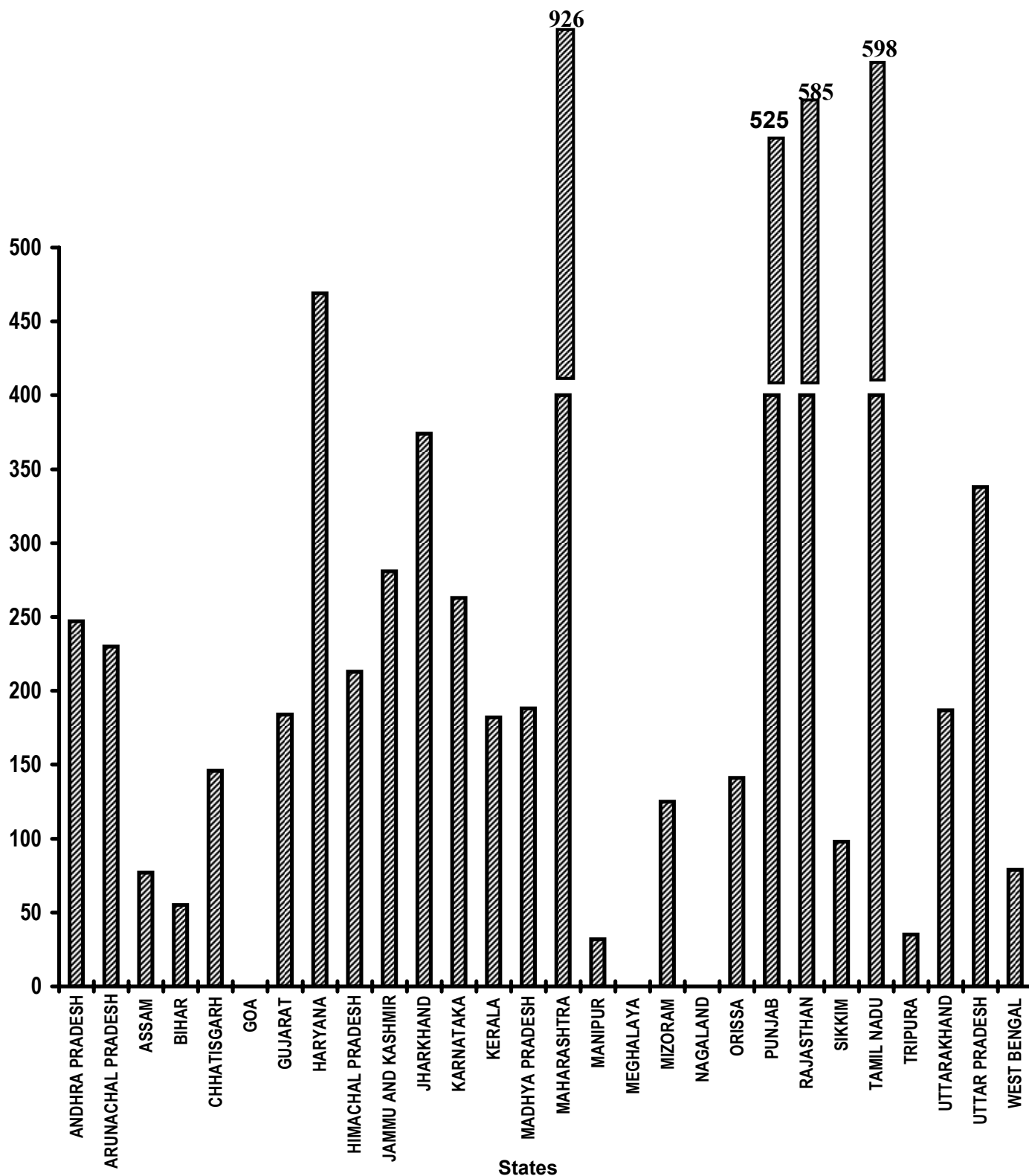


Table - 17

Rural Roads - PMGSY
Length of Road Constructed
(Unit: Kilometer)

Sl. No.	State/UT Name	Target		Achievement	Percent Achievement
		2010-2011	April,2010-October,2010	April,2010-October,2010	April,2010-October,2010
(1)	(2)	(3)	(4)	(5)	(5)/(4)
1	ANDHRA PRADESH	1,975	624	1,539	247
2	ARUNACHAL PRADESH	178	56	129	230
3	ASSAM	1,877	595	456	77
4	BIHAR	5,344	1,693	927	55
5	CHHATISGARH	1,820	576	843	146
6	GOA	-	-	0	-
7	GUJARAT	597	190	350	184
8	HARYANA	150	48	225	469
9	HIMACHAL PRADESH	594	188	400	213
10	JAMMU AND KASHMIR	366	115	323	281
11	JHARKHAND	1,482	469	1,754	374
12	KARNATAKA	1,000	317	835	263
13	KERALA	157	50	91	182
14	MADHYA PRADESH	4,622	1,464	2,754	188
15	MAHARASHTRA	592	188	1,740	926
16	MANIPUR	517	165	52	32
17	MEGHALAYA	64	20	0	0
18	MIZORAM	212	67	84	125
19	NAGALAND	171	54	0	0
20	ORISSA	4,327	1,369	1,924	141
21	PUNJAB	365 @	112	588	525
22	RAJASTHAN	1,005	318	1,860	585
23	SIKKIM	147	47	46	98
24	TAMIL NADU	1,020	323	1,933	598
25	TRIPURA	609	192	68	35
26	UTTARAKHAND	320	101	189	187
27	UTTAR PRADESH	2,707	858	2,899	338
28	WEST BENGAL	2,237	708	562	79
Grand Total		34,455	10,907	22,571	207

Very Good:(90% or above of targets)

ANDHRA PRADESH, ARUNACHAL PRADESH, CHHATISGARH, GUJARAT, HARYANA, HIMACHAL PRADESH, JAMMU AND KASHMIR, JHARKHAND, KARNATAKA, KERALA, MADHYA PRADESH, MAHARASHTRA, MIZORAM, ORISSA, PUNJAB, RAJASTHAN, SIKKIM, TAMIL NADU, UTTARAKHAND, UTTAR PRADESH

Poor:(Below 80% of targets)

ASSAM, BIHAR, MANIPUR, MEGHALAYA, NAGALAND, TRIPURA, WEST BENGAL

Note: @ Targets of Punjab for 2010-11 have not received from Ministry of RD so previous year's targets repeated provisionally.

Rajiv Gandhi Grameen Vidyutikaran Yojana

Villages electrified
% Achievement of Target
During April-October, 2010

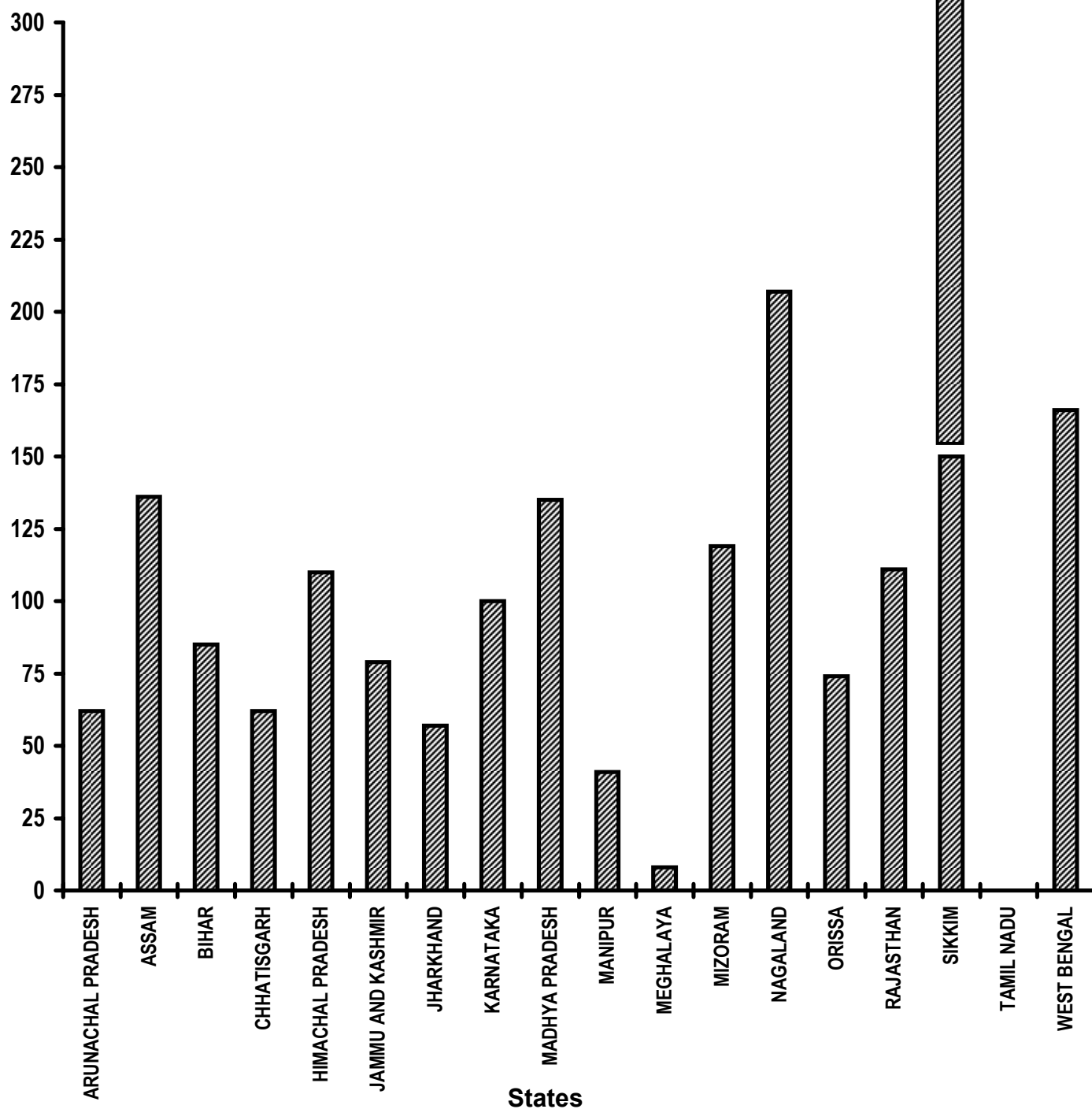


Table - 18

Rajiv Gandhi Grameen Vidyutikaran Yojana
Villages electrified
 (Unit: Number)

Sl. No.	State/UT Name	Target		Achievement	Percent Achievement
		2010-2011	April,2010-October,2010	April,2010-October,2010	April,2010-October,2010
(1)	(2)	(3)	(4)	(5)	(5)/(4)
1	ARUNACHAL PRADESH	600	350	216 *	62
2	ASSAM	2,380	1,386	1884 *	136
3	BIHAR	1,723	1,003	852 *	85
4	CHHATISGARH	41	21	13	62
5	HIMACHAL PRADESH	20	10	11	110
6	JAMMU AND KASHMIR	75	42	33 *	79
7	JHARKHAND	4,650	2,710	1537 *	57
8	KARNATAKA	10	6	6	100
9	MADHYA PRADESH	150	85	115 *	135
10	MANIPUR	150	85	35 *	41
11	MEGHALAYA	200	115	9 *	8
12	MIZORAM	40	21	25	119
13	NAGALAND	25	14	29	207
14	ORISSA	6,773	3,948	2,915	74
15	RAJASTHAN	550	320	354	111
16	SIKKIM	5	2	14	700
17	TAMIL NADU @	48	28	-	-
18	WEST BENGAL	60	35	58 *	166
Grand Total		17,500	10,181	8,106	80

Very Good:(90% or above of targets)

ASSAM, HIMACHAL PRADESH, KARNATAKA, MADHYA PRADESH, MIZORAM, NAGALAND, RAJASTHAN, SIKKIM, WEST BENGAL

Good:(Between 80% to 90% targets)

BIHAR

Poor:(Below 80% of targets)

ARUNACHAL PRADESH, CHHATISGARH, JAMMU AND KASHMIR, JHARKHAND, MANIPUR, MEGHALAYA, ORISSA, TAMIL NADU

* Figures taken from website (Ministry of Power)

@ All village in TN had already been Electrified in March 1992, Hence the achievement for the item no. 18 B01 is "Nil"

Energising Pump sets

Pumps sets energized

% Achievement of Target

During April-October, 2010

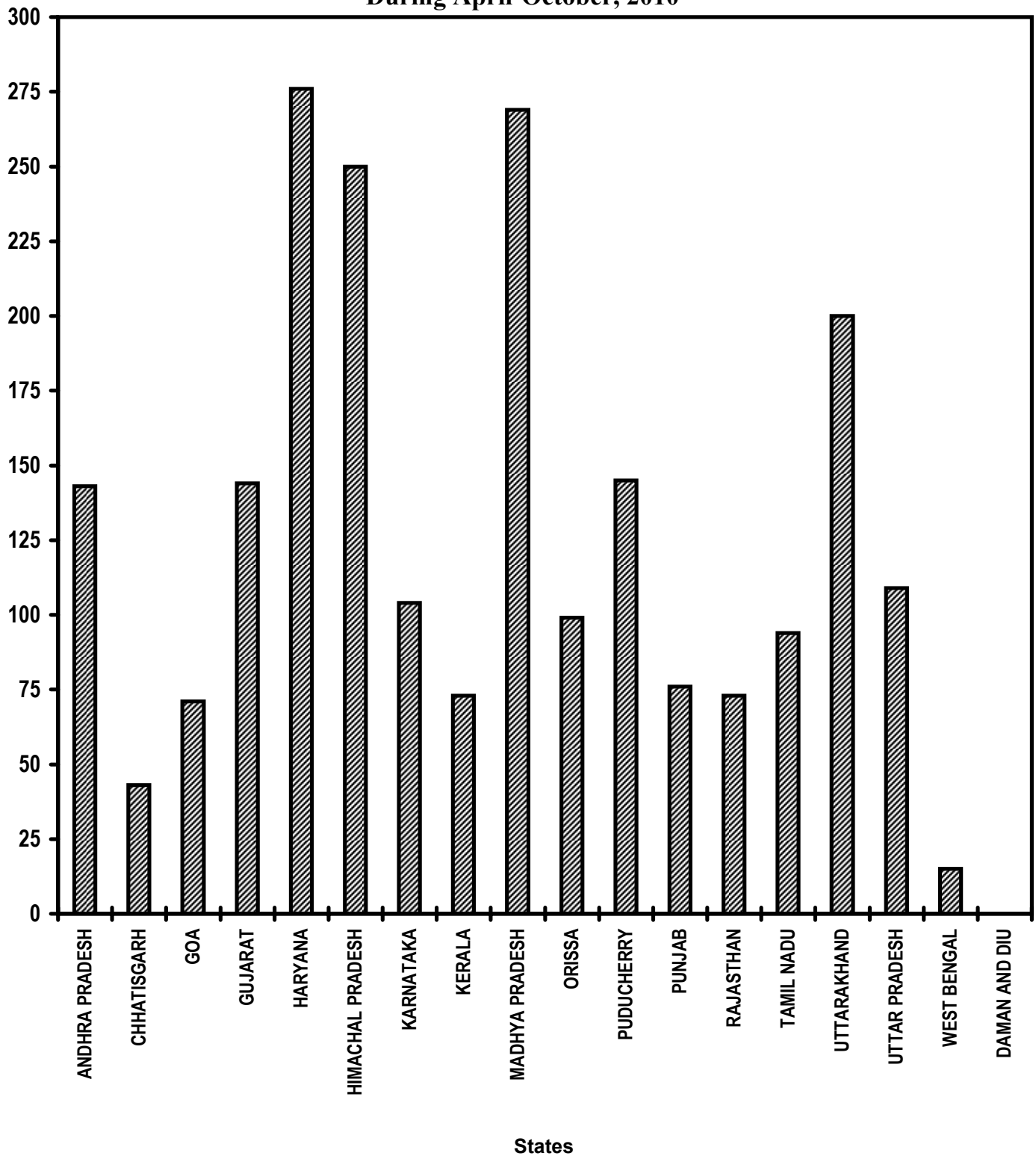


Table - 19

**Energising pump sets
Pumps sets energized
(Unit: Number)**

Sl. No.	State/UT Name	Target		Achievement April,2010- October,2010	Percent Achievement April,2010- October,2010
		2010-2011	April,2010- October,2010		
(1)	(2)	(3)	(4)	(5)	(5)/(4)
1	ANDHRA PRADESH	50,000	29,166	41,843	143
2	CHHATISGARH	30,000	17,500	7,555	43
3	GOA	200	115	82	71
4	GUJARAT	20,000	11,665	16,850	144
5	HARYANA	15,000	8,750	24,150	276
6	HIMACHAL PRADESH	760	441	1,102	250
7	KARNATAKA	25400 *	14,816	15,442	104
8	KERALA	12,000	7,000	5,122	73
9	MADHYA PRADESH	8,800	5,131	13,800	269
10	ORISSA @	1,600	933	925	99
11	PUDUCHERRY	35	20	29	145
12	PUNJAB	60,000	35,000	26,671	76
13	RAJASTHAN	65,000	37,915	27,619	73
14	TAMIL NADU	17,300	10,090	9,517	94
15	UTTARAKHAND	350	203	406	200
16	UTTAR PRADESH	22058 *	12,866	13,963	109
17	WEST BENGAL	422	245	36	15
18	DAMAN AND DIU	25	14	0	0
Grand Total		3,28,950	1,91,870	2,05,112	107

Very Good:(90% or above of targets)

ANDHRA PRADESH, GUJARAT, HARYANA, HIMACHAL PRADESH, KARNATAKA, MADHYA PRADESH, ORISSA, PUDUCHERRY, TAMIL NADU, UTTARAKHAND, UTTAR PRADESH

Poor:(Below 80% of targets)

CHHATISGARH, GOA, KERALA, PUNJAB, RAJASTHAN, WEST BENGAL, DAMAN AND DIU

* Revised targets received from Ministry of Power

@ Targets of Orissa have not been received from the concerned Nodal Ministry, so the target for the year 2009-10 has been repeted provisionally.

Supply of Electricity

Electricity supplied

% Achievement of Target

During April-October, 2010

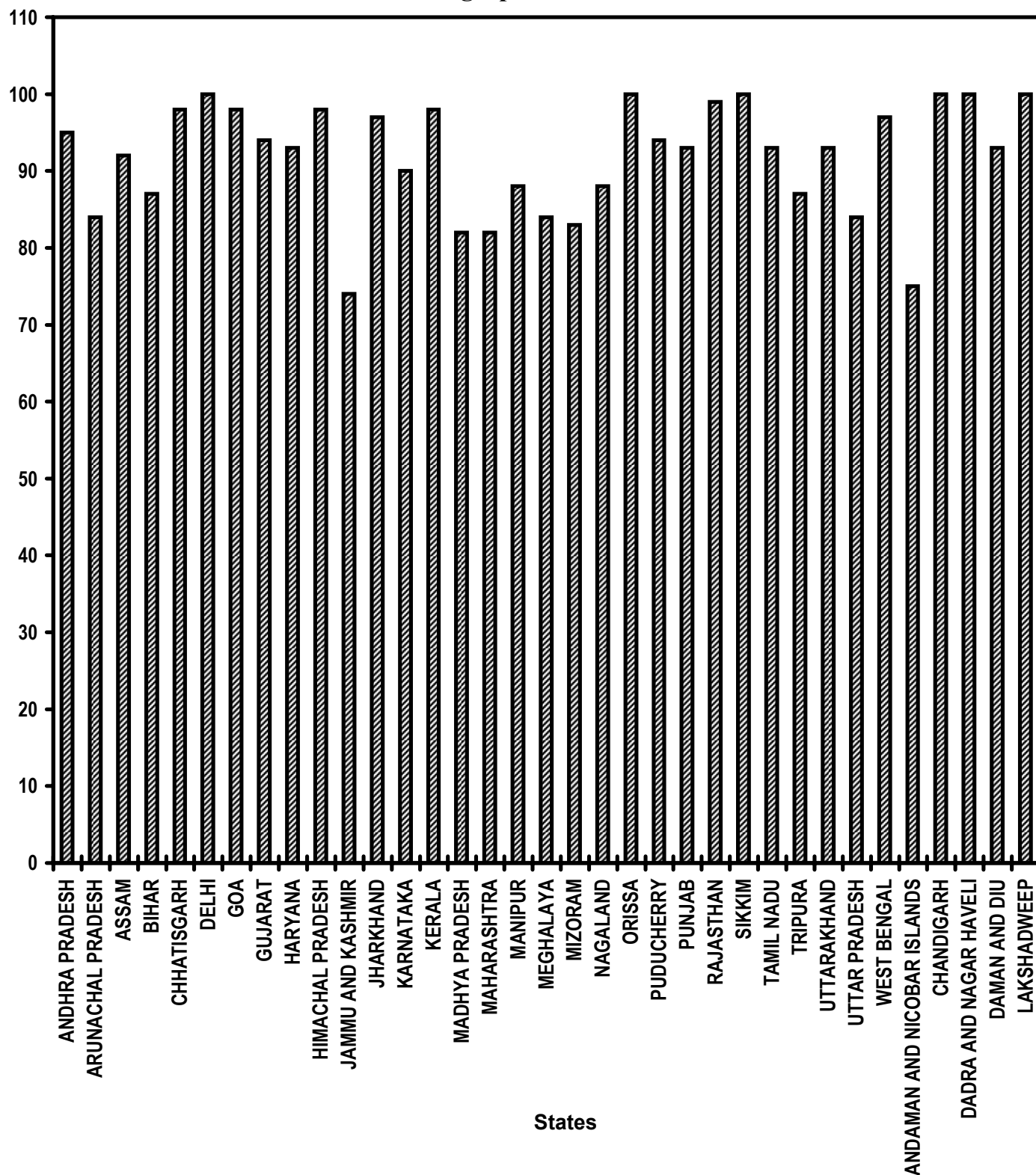


Table - 20

Supply of Electricity

Sl. No. State/UT No. Name		Electricity demanded (Million Units) April,2010- October,2010	Electricity supplied (Million Units) April,2010- October,2010	Shortage observed (Million Units) April,2010- October,2010	Percentage of Electricity Supplied
(1)	(2)	(3)	(4)	(5)	(6)
1	ANDHRA PRADESH	45,908	43,775	2,133	95
2	ARUNACHAL PRADESH	288	241	47	84
3	ASSAM	3,323	3,058	265	92
4	BIHAR	7,433	6,475	958	87
5	CHHATISGARH	6,073	5,952	121	98
6	DELHI	17,096	17,039	57	100
7	GOA	1,842	1,802	40	98
8	GUJARAT	41,354	38,913	2,441	94
9	HARYANA	21,107	19,703	1,404	93
10	HIMACHAL PRADESH	4,325	4,231	94	98
11	JAMMU AND KASHMIR	7,733	5,698	2,035	74
12	JHARKHAND	3,516	3,422	94	97
13	KARNATAKA	27,615	24,736	2,879	90
14	KERALA	10,288	10,133	155	98
15	MADHYA PRADESH	24,211	19,751	4,460	82
16	MAHARASHTRA	73,559	60,053	13,506	82
17	MANIPUR	326	287	39	88
18	MEGHALAYA	874	736	138	84
19	MIZORAM	200	166	34	83
20	NAGALAND	347	305	42	88
21	ORISSA	13,178	13,119	59	100
22	PUDUCHERRY	1,285	1,207	78	94
23	PUNJAB	29,804	27,707	2,097	93
24	RAJASTHAN	24,509	24,188	321	99
25	SIKKIM	188	188	0	100
26	TAMIL NADU	47,701	44,595	3,106	93
27	TRIPURA	545	475	70	87
28	UTTARAKHAND	5,691	5,265	426	93
29	UTTAR PRADESH	44,979	37,658	7,321	84
30	WEST BENGAL	22,780	22,200	580	97
31	ANDAMAN AND NICOBAR ISLANDS	140	105	35	75
32	CHANDIGARH	982	982	0	100
33	DADRA AND NAGAR HAVELI	2,569	2,566	3	100
34	DAMAN AND DIU	1,256	1,164	92	93
35	LAKSHADWEEP	14	14	0	100
Grand Total		4,93,039	4,47,909	45,130	91

Very Good:(90% or above of targets)

ANDHRA PRADESH, ASSAM, CHHATISGARH, DELHI, GOA, GUJARAT, HARYANA, HIMACHAL PRADESH, JHARKHAND, KARNATAKA, KERALA, ORISSA, PUDUCHERRY, PUNJAB, RAJASTHAN, SIKKIM, TAMIL NADU, UTTARAKHAND, WEST BENGAL, CHANDIGARH, DADRA AND NAGAR HAVELI, DAMAN AND DIU, LAKSHADWEEP

Good:(Between 80% to 90% targets)

ARUNACHAL PRADESH, BIHAR, MADHYA PRADESH, MAHARASHTRA, MANIPUR, MEGHALAYA, MIZORAM, NAGALAND, TRIPURA, UTTAR PRADESH

Poor:(Below 80% of targets)

JAMMU AND KASHMIR, ANDAMAN AND NICOBAR ISLANDS

LISTOF ITEMS COVERED UNDER (TPP) - 2006

Point No.	Item No.	Name of the Points/Items
I.		Garibi Hatao [Poverty Eradication]
		Rural Areas
	1.	Employment generation under the <i>Mahatma Gandhi National Rural Employment Guarantee Act (MGNREGA)</i>
	2.	Swaranjayanti Gram Swarajgar Yojana
	3.	Rural Business Hubs in Partnership with Panchayats
	4.	Self help Groups
		Urban Areas
	5.	Swaranjayanti Shehari Rojgar Yojana
II.		Jan Shakti (Power to People)
	6.	Local Self Government (Panchayati Raj and Urban Local Bodies) - Activity Mapping for devolution of functions - Budget Flow of Funds - Assignment of Functionaries
	7.	Quick and Inexpensive Justice – Gram Nyayalayas and Nyaya Panchayats.
	8.	District Planning Committees.
III.		Kisan Mitra [Support to Farmers]
	9.	Water shed development
	10.	Marketing and infrastructural support to farmers
	11.	Irrigation facilities (including minor and micro irrigation) for agriculture
	12.	Credit to farmers
	13.	Distribution of waste land to the landless
IV.		Shramik Kalyan [Labour Welfare]
	14.	Social Security for Agricultural and Unorganised Labour
	15.	Minimum Wages Enforcement (including Farm Labour)
	16.	Prevention of Child Labour
	17.	Welfare of Women Labour
V.		Khadya Suraksha [Food Security]
	18.	Food Security: (i) Targeted Public Distribution system, (ii) Antyodaya Anna Yojana, (iii) Establishing Grain banks in chronically food scarcity areas
VI.		Subke Liye Aawas [Housing for All]
	19	Rural Housing - Indira Awaas Yojana
	20.	EWS/LIG Houses in Urban Areas

Contd.....

Point No.	Item No.	Name of the Points/Items
VII.		Shudh Peya Jal [Clean Drinking Water]
	21.	Rural Areas. - Accelerated Rural Water Supply Programme
	22.	Urban Areas: - Accelerated Urban Water Supply Programme
VIII.		Jan Jan Ka Swasthya [Health for All]
	23.	Control and prevention of major diseases: (a) HIV/AIDS (b) TB (c) Malaria (d) Leprosy (e) Blindness
	24.	National Rural Health Mission
	25.	Immunisation of Children
	26.	Sanitation Programme in - Rural Areas - Urban areas
	27.	Institutional Delivery
	28.	Prevention of Female Foeticide
	29.	Supplementary nutrition for Mothers and Children
	30.	Two Child norms
IX.		Sabke Liye Shiksha [Education for All]
	31.	Sarv Shiksha Abhiyan - Compulsory Elementary Education
	32.	Mid Day Meal Scheme
X.		Anusuchit Jaati, Jan Jaati, Alp-sankhyak evam Anya Pichhra Varg Kalyan [Welfare of Scheduled Castes, Scheduled Tribes, Minorities and OBCs]
	33.	SC Families Assisted
	34.	Rehabilitation of Scavengers
	35.	ST Families Assisted
	36.	Rights of Forest dwellers – Owners of minor forest produce
	37.	Particularly Vulnerable Tribal Groups (PTGs)
	38.	No alienation of Tribal lands
	39.	Implementation of Panchayats (Extension to Scheduled Areas) Act [PESA]
	40.	Welfare of Minorities
	41.	Professional education among all minority communities
	42.	Reservation of OBCs in - Education - Employment
XI.		Mahila Kalyan [Women Welfare]
	43.	Financial Assistance for Women Welfare
	44.	Improved participation of women in (a) Panchayats (b) Municipalities (c) State Legislatures (d) Parliament

Contd.....

Point No.	Item No.	Name of the Points/Items
XII.		Bal Kalyan (Child Welfare)
	45.	Universalisation of ICDS Scheme
	46.	Functional Anganwadis
XIII.		Yuva Vikas [Youth Development]
	47.	Sports for all in Rural and Urban areas
	48.	Rashtriya Sadbhavana Yojana
	49.	National Service Scheme
XIV.		Basti Sudhar [Improvement of Slums]
	50.	Number of Urban poor families assisted under seven point charter viz. land tenure, housing at affordable cost, water, sanitation, health, education, and social security.
XV.		Paryavaran Sanrakshan evam Van Vridhi [Environment Protection and Afforestation]
	51.	Afforestation (a) Area Covered under Plantation on - Public and Forest Lands (b) Number of Seedlings planted on -Public and Forest Lands
	52.	Prevention of pollution of Rivers and water bodies
	53.	Solid and liquid waste management in - Rural Areas - Urban Areas
XVI.		Samajik Suraksha [Social Security]
	54.	Rehabilitation of handicapped and orphans.
	55.	Welfare of the aged
XVII.		Grameen Sadak [Rural Roads]
	56.	Rural Roads - PMGSY
XVIII.		Grameen Oorja [Energization of Rural Area]
	57.	Bio-diesel Production
	58.	Rajiv Gandhi Grameen Vidyutikaran Yojana
	59.	Renewable Energy
	60.	Energising Pump sets
	61.	Supply of Electricity
	62.	Supply of Kerosene and LPG
XIX.		Pichhara Kshetra Vikas [Development of Backward Areas]
	63.	Backward Regions Grants Fund
XX.		e- Shasan [IT enabled e-Governance]
	64.	Central and State Governments
	65.	Panchayats and Municipalities

ABBREVIATIONS USED

AAY	Antyodaya Anna Yojana
ARWSP	Accelerated Rural Water Supply Programme
DDRS	Deen Dayal Rehabilitation Scheme
EWS	Economically Weaker Section
IAY	Indira Awaas Yojana
ICDS	Integrated Child Development Scheme
LIG	Low Income Group
MWE	Minimum Wages Enforcement
NC	Not Covered
NREGS	National Rural Employment Guarantee Scheme
PC	Partially Covered
PMGSY	Prime Minister Grameen Sadak Yojana
SC	Scheduled Caste
RGGVY	Rajiv Gandhi Grameen Vidyutikaran Yojana
SGRY	Sampoorna Grameen Rojgar yojana
SGSY	Swaranjanayati Gram Swarojgar Yojana
SHG	Self Help Groups
ST	Scheduled Tribe
TPDS	Targeted Public Distribution system