

TWENTY POINT PROGRAMME-2006
PROGRESS REPORT
FOR
APRIL, 2009-FEBRUARY, 2010



GOVERNMENT OF INDIA
MINISTRY OF STATISTICS AND PROGRAMME IMPLEMENTATION
SARDAR PATEL BHAWAN, SANSAD MARG,
NEW DELHI-110 001

Website: www.mospi.gov.in

CONTENTS

	Page No.
I. Introduction	i
II. List of Twenty Points	ii
III. List of Monthly Monitored Items	iii
IV. List of items identified tentatively for ranking	iv
V. Status of receipt of targets for Monthly Monitored items	v
VI. List of items under TPP-2006 yet to be operationalised	viii

PART-I Overall Performance Analysis

VII. Progress Report	1
VIII. Highlights	2
Table - A - All India Performance	6
Table- B - State Wise Performance	7
Table- C - State Wise and Item Wise Performance	12
Table- D – Score Card and Ranking of States	21

PART- II Performance Tables

Table No.	Description of Item	
1	Employment Generation - <i>MGNREG</i> Scheme	24
2 A)	Swaranjayanti Gram Swarojgar Yojana (SGSY)	25
2(B)	SC, ST, Women and Disabled Swarozgaries Assisted under SGSY	27
3(A)	SHGs Formed under SGSY	28
3(B)	SHGs to whom income generating activities provided	29
4(A)	Distribution of Waste Land to the Landless	31
4(B)	Waste Land Distributed to SC, ST and others	32
5(A)	Minimum Wages Enforcement (Including Farm Labour)	33
	(i) Inspections made (ii) Irregularities detected	
	(iii) Irregularities rectified	
5(B)	Minimum Wages Enforcement (Including Farm Labour)	34
	(i) Claims Filed (ii) Claims Settled	
5(c)	Minimum Wages Enforcement (Including Farm Labour)	35
	(i) Prosecution cases pending (ii) Prosecution cases filed	
	(iii) Prosecution cases decided	
6(A)	<i>Food Security</i> : Targeted Public Distribution System (TPDS) for AAY, APL & BPL,	36
6(B)	<i>Food Security</i> : TPDS only for Antyodaya Anna Yojana (AAY)	38
6(C)	<i>Food Security</i> : TPDS only for Above Poverty Line (APL)	40
6(D)	<i>Food Security</i> : TPDS only for Below Poverty Line (BPL)	42

Contd...

Table No.	Description of Item	Page No.
7	Rural Housing - Indira Awaas Yojana (IAY)	44
8	EWS/LIG Houses in Urban Areas	46
9(A)	Rural Areas - ARWSP Habitations (NC/PC) covered	48
9(B)	Slipped back habitations and habitations with water quality problem addressed-ARWSP	50
10	Sanitation Programme in Rural Areas	52
11	Institutional Delivery	53
12	SC Families Assisted	54
13	Universalization of ICDS Scheme	56
14	Functional Anganwadis	58
15	No. of Urban Poor Families Assisted under Seven Point Charter	60
16(A)	Afforestation- Area Covered under Plantation- (Public and Forest Lands)	62
16(B)	<i>Afforestation</i> : Seedlings Planted – (Public and Forest Lands)	64
17	Rural Roads Constructed under (PMGSY)	66
18	Village Electrified under Rajiv Gandhi Grameen Vidyutikaran Yojana (RGGVY)	68
19	Energising Pump sets	70
20	Supply of Electricity	72
Annexures		
○	List of 65 items to be monitored under TPP-2006	Annexure – I 74-76
○	Abbreviations used	Annexure - II 77

Twenty Point Programme – 2006

An Introduction

The Twenty Point Programme (TPP) was launched by the Government of India in the year 1975 and restructured in 1982, 1986 and again in 2006. The restructured programme, known as Twenty Point Programme (TPP) – 2006, became operational with effect from 1st April, 2007. The Programme is meant to give a thrust to schemes relating to poverty alleviation, employment generation in rural areas, housing, education, family welfare & health, protection of environment and many other schemes having a bearing on the quality of life, especially in the rural areas.

2. The programmes and schemes under the TPP-2006 are in harmony with the priorities contained in the Millennium Development Goals (MDGs) of the United Nations and SAARC Social Charter. The original nomenclature, namely the Twenty Point Programme, which has been in existence for more than three decades and carries the stamp of familiarity among the people and administrative agencies, has been retained.

3. Twenty Point Programme (TPP) – 2006 originally consisted of 20 Points and 66 items being monitored individually by Central Nodal Ministries concerned. Up to 2007-08, out of 66 items, 22 items were monitored on monthly basis. From 1st April, 2008 *Sampoorna Grameen Rojgar Yojana* (SGRY) has been merged with another item namely ‘*National Rural Employment Guarantee Act*’ which has now been renamed as *Mahatma Gandhi National Rural Employment Guarantee Act* from 2nd October, 2009 therefore, SGRY has been dropped from the list of 66 items and only 65 items are now monitored under TPP-2006 since 2008-09. The list of 65 items is enclosed at *Annexure-I*.

4. Out of 65 items, 20 items (information in respect of 16 items is being collected from various States/ UTs and for remaining 4 items from the concerned Central Nodal Ministries) are being monitored on monthly basis during the period 2009-10. The remaining items under TPP-2006, are being monitored on annual basis as the information in respect of these items will be made available by the concerned Central Nodal Ministries only on annual basis. For the purpose of ranking, the performances of States on monthly basis in respect of 20 identified parameters have been evaluated.

5. Some of the schemes/programmes are yet to be operationalised by the Central Nodal Ministries concerned. These items will be monitored only after the schemes concerning them come into existence and their frequency of monitoring will be decided later. The details of such items are available on the page number (viii) of the report.

6. The monitoring mechanism for TPP-2006 has been widened by including block level monitoring in addition to District, State and Central level monitoring. Most of the States/Union Territories have constituted the block, district and state level monitoring committees. At the Centre, the progress of individual items is monitored and reviewed by the Departments/Ministries concerned. The Ministry of Statistics & Programme Implementation (MOSPI) monitors the Programme/ schemes covered under TPP-2006 on the basis of performance report received from State Government and central nodal Ministries. The Monitoring Guidelines of TPP-2006 issued to States/UTs are also available on the website of the Ministry (www.mospi.gov.in).

Twenty Point Programme – 2006

Twenty Points

1. Garibi Hatao [Poverty Eradication]
2. Jan Shakti (Power to People)
3. Kisan Mitra [Support to Farmers]
4. Shramik Kalyan [Labour Welfare]
5. Khadya Suraksha [Food Security]
6. Subke Liye Aawas [Housing for All]
7. Shudh Peya Jal [Clean Drinking Water]
8. Jan Jan Ka Swasthya [Health for All]
9. Sabke Liye Shiksha [Education for All]
10. Anusuchit Jaati, Jan Jaati, Alp-sankhyak evam Anya Pichhra Varg Kalyan [Welfare of Scheduled Castes, Scheduled Tribes, Minorities and OBCs]
11. Mahila Kalyan [Women Welfare]
12. Bal Kalyan [Child Welfare]
13. Yuva Vikas [Youth Development]
14. Basti Sudhar [Improvement of Slums]
15. Paryavaran Sanrakshan evam Van Vridhi [Environment Protection and Afforestation]
16. Samajik Suraksha [Social Security]
17. Grameen Sadak [Rural Roads]
18. Grameen Oorja [Energization of Rural Area]
19. Pichhara Kshetra Vikas [Development of Backward Areas]
20. e- Shasan [IT enabled e-Governance]

Twenty Point Programme – 2006

Monthly Monitored Items

1. Employment Generation under the Mahatma Gandhi National Rural Employment Guarantee Scheme
2. Swaranjayanti Gram Swarojgar Yojana (SGSY)
3. **Self help Groups:**
 - (i) Self help Groups formed under SGSY
 - (ii) SHGs to whom income generating activities provided under SGSY
4. Distribution of Waste land to landless
5. Minimum Wages Enforcement (Including Farm Labour)
6. **Food Security:**
 - (i) Targeted Public Distribution System (TPDS) for AAY, APL& BPL,
 - (ii) TPDS only for Antyodaya Anna Yojana (AAY)
 - (iii) TPDS only for Above Poverty Line (APL)
 - (iv) TPDS only for Below Poverty Line (BPL)
7. Rural Housing for Indira Awaas Yojana (IAY)
8. EWS/LIG Houses in Urban Areas
9. **Rural Areas-** Accelerated Rural Water Supply Programme (ARWSP)
 - (i) Habitations covered (NC &PC)
 - (ii) Slipped back habitations and habitations with water quality problems addressed
10. Sanitation Programme in Rural Areas
11. Institutional Delivery
12. SC Families Assisted
13. Universalisation of ICDS Scheme
14. Functional Anganwadis
15. Number of Urban poor families assisted under seven point charter viz. land tenure, housing at affordable cost, water, sanitation, health, education, and social security.
16. **Afforestation:**
 - (a) Area Covered under Plantation on - Public and Forest Lands
 - (b) Number of Seedlings planted on -Public and Forest Lands
17. Rural Roads constructed under Prime Minister Grameen Sadak Yojana (PMGSY)
18. Village Electrified under Rajiv Gandhi Grameen Vidyutikaran Yojana (RGGVY)
19. Energising Pump sets
20. Supply of Electricity

Twenty Point Programme – 2006

Items identified for ranking

For the purpose of ranking the performance of States under TPP-2006 on monthly basis, the following 15 items & 20 Parameters have been identified.

Items	Para meters	Description of Item
1	1	Individual Swarozgaries Assisted under SGSY
2	2	SHGs to whom income generating activities provided under SGSY
3	-	Food Security:
	3	(i) Targeted Public Distribution System (TPDS) for AAY, APL & BPL,
	4	(ii) TPDS only for Antyodaya Anna Yojana (AAY)
	5	(iii) TPDS only for Above Poverty Line (APL)
	6	(iv) TPDS only for Below Poverty Line (BPL)
4	7	Rural Housing under Indira Awaas Yojana (IAY)
5	8	EWS/LIG Houses in Urban Areas
6	-	Rural Areas:
	9	(i) Accelerated Rural Water Supply Programme-Habitation covered (NC & PC)
	10	(ii) Slipped back habitations and habitation with water quality problems addressed - ARWSP
7	11	SC Family Assisted
8	12	Universalisation of ICDS Scheme
9	13	Functional Anganwadis
10.	14	Number of Urban poor families assisted under seven point charter viz. land tenure, housing at affordable cost, water, sanitation, health, education, and social security.
11	-	Afforestation:
	15	(i) Area Covered under Plantation on - Public and Forest Lands
	16	(ii) Number of Seedlings planted on - Public and Forest Lands
12	17	Rural Roads constructed under Prime Minister Grameen Sadak Yojana (PMGSY)
13	18	Village electrified under Rajiv Gandhi Grameen Vidyutikaran Yojana (RGGVY)
14	19	Energising Pump sets
15	20	Supply of Electricity

Status of receipt of targets for Monthly Monitored items under TPP-2006

Sl. No	Name of the item	Parameters/ indicators	Whether targetable / non targetable	Whether targets have been received	Nodal Ministry
1	Employment Generation under the <i>Mahatma Gandhi National Rural Employment Guarantee Scheme</i>	(i) No. of job card issued (ii) Employment generated (iii) Wages given	Non targetable	-	Ministry of Rural Development
2	Swaranjayanti Gram Swaroggar Yojana (SGSY)	<i>Individual Swarozgaries Assisted</i> (i) Total (ii) SC (iii) ST (iv) Women (v) Disabled person	Targetable	Yes	-do-
3	Self help Groups	SHGs under SGSY - SHGs formed - SHGs to whom income generating activities provided	Non- targetable Targetable	- Yes	-do- -do-
4	Distribution of waste land to the landless	Waste Land Distributed (i) Total (ii) SC (iii)ST (iv) Others	Non targetable	-	-do-
5	Rural Housing - Indira Awaas Yojana (IAY)	Houses Constructed	Targetable	Yes	-do-
6	Rural Areas - Accelerated Rural Water Supply Programme -(ARWSP)	(i) Habitations covered (NC/PC) (ii) Slipped back Habitations and Habitations with water quality problem addressed	Targetable Targetable	Yes Only for three States Yes	-do- -do-

Sl. No .	Name of the item	Parameters/ indicators	Whether targetable / non targetable	Whether targets have been received	Nodal Ministry
7	Sanitation Programme in Rural Areas	Individual Household latrines constructed	Non targetable	-	-do-
8	Rural Roads – PMGSY	Length of Road Constructed	Targetable	Yes	-do-
9.	Minimum Wages Enforcement (including Farm Labour)	(a) <i>Agriculture and Farm workers</i> (i) Inspections made (ii) Irregularities detected (iii) Irregularities rectified (iv) Claims filed (v) claims settled (vi) Prosecution cases pending (vii) Prosecution cases filed (viii) Prosecution cases decided (b) <i>others</i>	Non - targetable	-	Ministry of Labour & Employment
10.	Food Security : (i) Targeted Public Distribution System (AAY+APL+BPL) (ii) Antyodaya Anna Yojana (iii) Above Poverty Line (APL) (iv) Below Poverty Line (BPL)	Allocation of Food Grains to States/UTs Allocation of Food Grains to States/UTs Allocation of Food Grains to States/UTs Allocation of Food Grains to States/UTs	Targetable -do- -do- -do-	Yes Yes Yes Yes	Ministry of Consumer Affairs, Food & Public Distribution -do- -do-
11.	Institutional Delivery	Delivery in Institutions	Non targetable	-	-do-
12.	SC Families Assisted	SC Families Assisted	Targetable	No	M/o Social Justice and Empowerment
13.	Universalisation of ICDS Scheme	ICDS Blocks Operational (Cumulative)	Targetable	Yes	Ministry of Women and Child Development
14.	Functional Anganwadis	Anganwadis Functional (cumulative)	Targetable	Yes	-do-

Sl. No.	Name of the item	Parameters/ indicators	Whether targetable / non targetable	Whether targets have been received	Nodal Ministry
15.	EWS/LIG Houses in Urban Areas	Houses Constructed	Targetable	Yes (Targets received in respect of only ten States)	M/o Housing and Urban Poverty Alleviation
16.	Number of Urban poor families assisted under seven point charter viz. land tenure, housing at affordable cost, water, sanitation, health, education, and social security.	Poor Families Assisted	Targetable	Yes	-do-
17.	Afforestation: (a) Area Covered under Plantation on - Public and Forest Lands	(a) Area Covered under Plantation on - Public and Forest Lands	Targetable	Yes	Ministry of Environment and Forest
	(b) Number of Seedlings planted on -Public and Forest Lands	(b) Number of Seedlings planted on -Public and Forest Lands	Targetable	Yes	-do-
18.	Rajiv Gandhi Grameen Vidyutikaran Yojana (RGGVY)	Villages electrified	Targetable	Yes	Ministry of Power
19.	Energising Pump sets	Pumpsets Energised	Targetable	Yes	-do-
20	Supply of Electricity	Electricity demanded	Targetable	Yes	-do-

List of items where the concerned schemes are yet to be operationalised

- (i) ***Quick and inexpensive justice–Gram Nyayalayas and Nyaya Panchayats:*** Ministry of Panchayati Raj is consulting Central Ministries and States/UT Governments regarding draft bill on Nyaya Panchayats.

- (ii) ***Sports for all in Rural and Urban Areas:*** The scheme titled “Nagar Palika Yuva Krida Aur Khel Abhiyan” for the development of sports infrastructure in urban areas is yet to be approved.

PART - I

TWENTY POINT PROGRAMME - 2006

OVERALL PERFORMANCE ANALYSIS

Twenty Point Programme-2006

Progress Report –(April, 2009- February, 2010)

This monthly progress report of Twenty Point Programme-2006 consists of two parts: **Part-I** contains an analysis of the overall performance, whereas **Part-II** deals with item-wise performance.

2. The report is compiled on the basis of data received from the Central Nodal Ministries and State Governments/UT Administrations. The data is received either through web enabled software developed by National Informatics Centre (NIC) Cell in this Ministry or through Fax/e-mail/post. The processing of data has been done in association with NIC Cell.

3. The analysis for the period of **April, 2009-February, 2010** shows that the performance under **thirteen items** has been **‘Very Good’** (90% or above the targets). These items are:

- (i) Individual Swarozgaries Assisted- SGSY
- (ii) Pumpsets Energised
- (iii) Village Electrified under Rajiv Gandhi Grameen Vidyutikaran Yojana (RGGVY)
- (iv) SHGs Provided Income Generating Activities under SGSY
- (v) Road Constructed under Prime Minister Grameen Sadak Yojana (PMGSY)
- (vi) Houses constructed under EWS/LIG
- (vii) SC Families Assisted
- (viii) *Food Security*: Targeted Public Distribution System only for AAY
- (ix) Habitations covered (NC and PC)- ARWSP
- (x) *Food Security*: Targeted Public Distribution System only for BPL
- (xi) ICDS Blocks Operational (Cum.)
- (xii) *Food Security*: Targeted Public Distribution System for APL, BPL & AAY and
- (xiii) Supply of Electricity

4. The performance of **four items** has been **‘Good’** (80% to 90% of target). These items are:

- (i) Seedlings Planted (Public and Forest Lands)
- (ii) Area Covered under Plantation (Public and Forest Lands)
- (iii) Anganwadis Functional (Cum.) and
- (iv) *Food Security*: Targeted Public Distribution System only for APL

5. The performance of **three items** has been **‘Poor’** (below 80% of target). These items are:

- (i) Houses Constructed under Indira Awaas Yojana (IAY)
- (ii) Urban Poor Families Assisted under Seven Point Charter and
- (iii) Slipped back habitations and habitations with water quality problems addressed-ARWSP

6. The item “*Sapoorna Gramin Rojgar Yojana (SGRY)*” has been merged with “*National Rural Employment Guarantee Scheme- NREGS*” with effect from 1st April, 2008 which has now been renamed as MGNREGS w.e.f. 2nd October, 2009. Some of items under TPP-2006 namely “*Mahatma Gandhi National Rural Employment Guarantee Scheme-MGNREGS*”, “*Self help Groups formed under SGSY*”, “*Sanitation Programme in Rural Areas*” and “*Institutional Delivery*” are demand driven where as no targets are assigned by concerned nodal Ministries for the items like “*Distribution of Wasteland to the landless*” & *Minimum Wages Enforcement (including Farm Labour)* as such all these items are being monitored on monthly basis without any targets. These items shall not be considered for the purpose of ranking. In order to monitor the performance of TPDS under *Food Security* in a more purpose full manner, two more parameters namely APL & BPL have been added besides existing parameters for monitoring on monthly basis. The items where monthly/quarterly/ annual targets have been provided by the Ministries concerned, monthly targets have been worked out on prorata basis.

7. MPR has not received from States of Jharkhand, Manipur, Sikkim, D& N.Haveli and Lakshadweep despite of repeated reminders therefore the performance of States for the month of April-February, 2010 has been reported as ‘NIL’ in this MPR.

HIGHLIGHTS

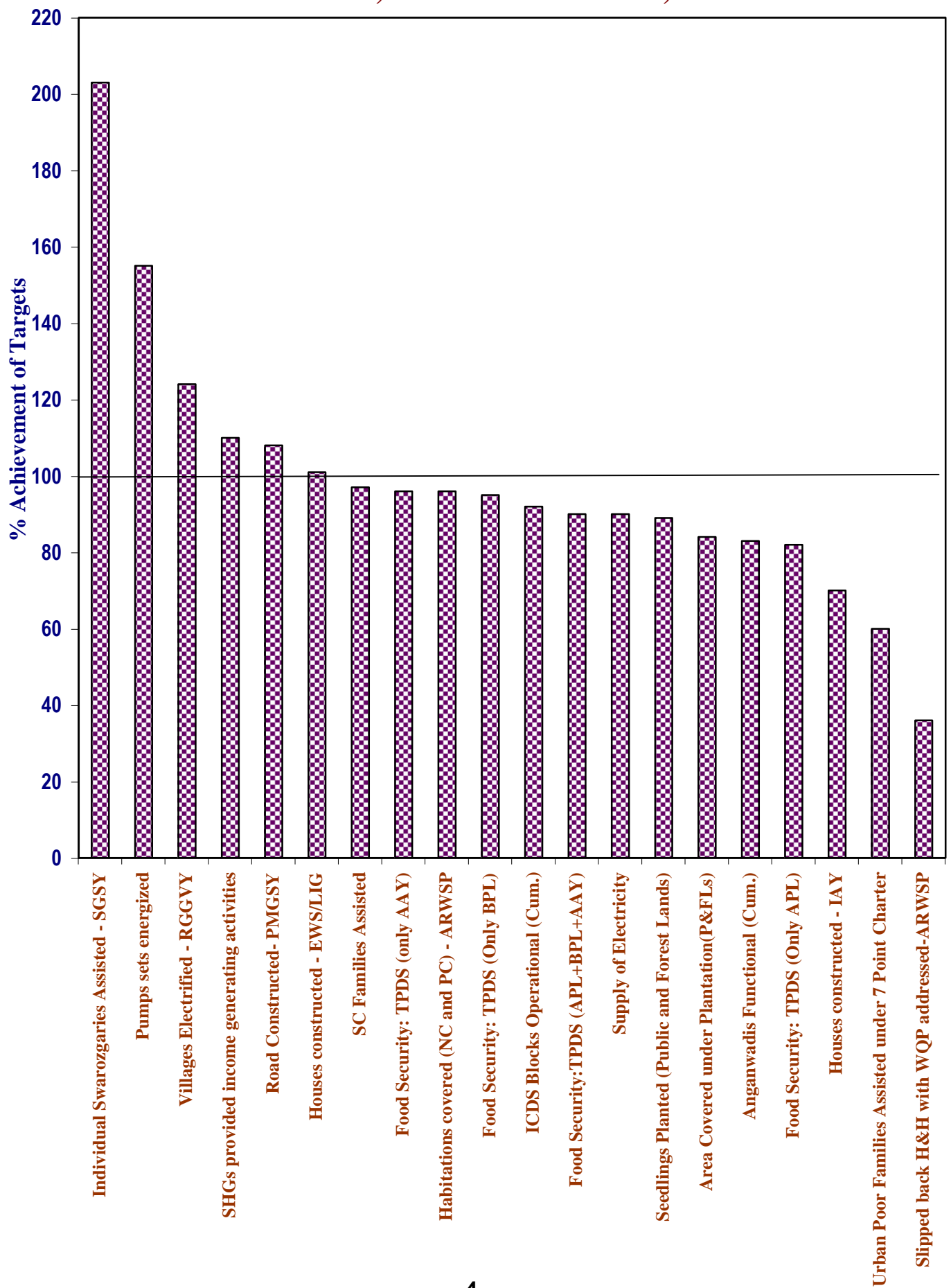
Sl. No.	Item	Achievement During April, 2009-February, 2010
Employment Generated under MGNREGS.		
1	No. of Job cards issued	142.48 lakh *
2	Employment generated	263.79 crore mandays
3	Wages given	Rs. 20871.95 crore
Swaranjayanti Gram Swarozgar Yojana (SGSY)		
4	No. of Individual Swarozgaries Assisted	4,83,859
Self help Groups		
5	No. of SHGs formed	3,43,114
6	No. of SHGs to whom income generating activities provided under SGSY	1,50,313
Distribution of waste land to the landless		
7	Land Distributed	38,331 hectare
Minimum Wages Enforcement (Including Farm Labour)		
8	No. of Inspections made	94,081
9	No. of Irregularities detected	18,824
10	No. of Irregularities rectified	17,560
11	No. of Claims filed	2,479
12	No. of Claims settled	2,712
13	No. of Prosecution cases Pending	11,013
14	No. of Prosecution cases filed	15
15	No. of Prosecution cases decided	65
Food Security: (i) TPDS (ii) AAY (iii) APL (iv) BPL		
16	Food Security: Targeted Public Distribution System (TPDS)	390.82 lakh tones
17	Food Security: Antyodaya Anna Yojana (AAY)	90.01 lakh tones
18	Food Security: Above Poverty Line (APL)	148.99 lakh tones
19	Food Security: Below Poverty Line (BPL)	151.79 lakh tones
Rural Housing-Indira Awaas Yojana		
20	No. of Houses constructed	24,09,911
EWS/LIG Houses in Urban Areas		
21	No. of Houses constructed	1,47,111

Contd.....

Sl. No.	Item	Achievement During April, 2009-February, 2010
Rural Areas. - Accelerated Rural Water Supply Programme		
22	Habitations covered (NC and PC)	488
23	Slipped back habitations and habitations with water quality problems addressed-ARWSP	49,359
Sanitation Programme in Rural Areas		
24	No. of Individual household latrines constructed	110.96 lakh
Institutional Delivery		
25	No. of Deliveries in Institutions	140.76 lakh
SC Families Assisted		
26	No. of SC Families Assisted	42.57 lakh
Universalisation of ICDS Schemes		
27	No. of ICDS Blocks Operational (Cum.)	6,507
Functional Anganwadis		
28	No. of Anganwadis Functional (Cum.)	11.20 lakh
Number of Urban poor families assisted under seven point charter viz. land tenure, housing at affordable cost, water, sanitation, health, education, and social security.		
29	No. of Poor Families Assisted	1,28,071
Afforestation:		
(i) Area Covered under Plantation (Public & Forest Lands)		
(ii) Seedlings planted (Public & Forest Lands)		
30	Area Covered under Plantation (Public and Forest Lands)	13,90,797 hectares
31	No. of Seedlings Planted (Public and Forest Lands)	95.79 crore
Rural Road- Prime Minister Grameen Sadak Yojana (PMGSY)		
32	Length of Road Constructed	48,434 Kms
Rajiv Gandhi Grameen Vidyutikaran Yojana (RGGVY)		
33	No. of Villages Electrified	21,613
Energized Pumps sets		
34	No. of Pumps sets energized	3,00,120
Supply of Electricity		
35	Electricity supplied	6,63,855 million units (MU)

Note:- * Majority of States were reporting performance since inception but now it has been reconciled with the performance figures supplied by M/o Rural Development to get performance figures during April, 2009 to February, 2010.

PERFORMANCE DURING APRIL, 2009- FEBRUARY,2010



ACHIEVEMENT HIGHLIGHTS

PERFORMANCE DURING APRIL, 2009 TO FEBRUARY, 2010

The cumulative performance during April, 2009 to February, 2010 has been "Very Good" for 13 items, "Good" for 4 items, and "Poor" for 3 items.

A. "Very Good" Performance (90% or above of targets)

<u>No.</u>	<u>Items</u>	<u>% Achievement</u>
01B01	Individual Swarozgaries Assisted - SGSY	203
18D01	Pumps sets energized	155
18B01	Villages Electrified - RGGVY	124
01E02	SHGs provided income generating activities-SGSY	110
17A01	Road Constructed- PMGSY	108
06B01	Houses constructed - EWS/LIG	101
10A01	SC Families Assisted	97
05B02	Food Security: Targeted Public Distribution System (only AAY)	96
07A01	Habitations covered (NC and PC) - ARWSP	96
05D02	Food Security: Targeted Public Distribution System (Only BPL)	95
12A01	ICDS Blocks Operational (Cum.)	92
05A02	Food Security: Targeted Public Distribution System (APL+BPL+AAY)	90
18E02	Supply of Electricity	90

B. "Good" Performance (80% to 90%)

15A02	Seedlings Planted (Public and Forest Lands)	89
15A01	Area Covered under Plantation(Public & Forest Lands)	84
12B01	Anganwadis Functional (Cum.)	83
05C02	Food Security: Targeted Public Distribution System (Only APL)	82

C. Areas of concern-where the performance is below 80%

06A01	Houses constructed - IAY	70
14A01	Urban Poor Families Assisted under Seven Point Charter	60
07A02	Slipped back habitations and habitations with water quality problems addressed-ARWSP	36

Table - A

Targets for 2009-2010 & April, 2009 to February, 2010 and achievements during the period April, 2009 to February, 2010
ALL INDIA PERFORMANCE

Sl. No.	Item Code	Item Description	Units	Targets		Achievements	% Achievements of Targets during April,2009-February,2010
				2009-2010	April,2009-February,2010	April,2009-February,2010	
1	01B01	Individual Swarozgaries Assisted - SGSY	Number	2,69,600	2,38,144	4,83,859	203
2	01E02	SHGs provided income generating activities	Number	1,55,285	1,37,162	1,50,313	110
3	05A02	Food Security:Targeted Public Distribution System(TPDS)	Tonnes	-	4,35,82,699	3,90,82,291	90
4	05B02	Food Security:Antyodaya Anna Yojana(AAY)	Tonnes	-	93,45,946	90,01,145	96
5	05C02	Food Security:Targeted Public Distribution System (Only APL)	Tonnes	-	1,82,74,842	1,48,98,799	82
6	05D02	Food Security:Targeted Public Distribution System (Only BPL)	Tonnes	-	1,59,61,911	1,51,79,337	95
7	06A01	Houses constructed - IAY	Number	40,52,242	34,44,408	24,09,911	70
8	06B01	Houses constructed - EWS/LIG	Number	1,59,707	1,46,370	1,47,111	101
9	07A01	Habitations covered (NC and PC) - ARWSP	Number	586	506	488	96
10	07A02	Slipped back habitations and habitations with water quality problems addressed- ARWSP	Number	1,58,003	1,36,926	49,359	36
11	10A01	SC Families Assisted	Number	47,74,200	43,76,243	42,56,522	97
12	12A01	ICDS Blocks Operational (Cum.)	Number	7,073	7,072	6,507	92
13	12B01	Anganwadis Functional (Cum.)	Number	13,56,027	13,43,830	11,19,795	83
14	14A01	Urban Poor Families Assisted under Seven Point Charter	Number	2,33,711	2,14,215	1,28,071	60
15	15A01	Area Covered under Plantation (Public and Forest Lands)	Hectares	18,13,000	16,61,899	13,90,797	84
16	15A02	Seedlings Planted (Public and Forest Lands)	Number	1,17,84,51,000	1,08,02,46,741	95,78,70,170	89
17	17A01	Road Constructed- PMGSY	Kilometer	55,000	44,998	48,434	108
18	18B01	Villages Electrified - RGGVY	Number	19,000	17,412	21,613	124
19	18D01	Pumps sets energized	Number	2,10,594	1,93,040	3,00,120	155
20	18E02	Electricity supplied	Million Units	-	7,40,229	6,63,855	90

Table - B

STATE-WISE PERFORMANCE DURING APRIL, 2009 TO FEBRUARY, 2010 (PERCENT ACHIEVEMENT)

Item No.	Description	ALL INDIA	AP	ARP	AS	BI	CHHA.	DELHI	GOA
01B01	Individual Swarozgaries Assisted - SGSY	203	190	51	45	338	122	NA	16
01E02	SHGs provided income generating activities	110	426	5	116	59	87	NA	67
05A02	Food security-Targeted Public Distribution system (APL+BPL+AAY)	90	91	97	95	65	92	97	99
05B02	Food security-Targeted Public Distribution system (only AAY)	96	98	97	100	89	99	83	92
05C02	Food Security - Targeted Public Distribution System (Only APL)	82	86	97	90	32	72	104	100
05D02	Food Security - Targeted Public Distribution System (Only BPL)	95	98	96	99	64	100	78	100
06A01	Houses constructed - IAY	70	109	11	66	52	47	NA	87
06B01	Houses constructed - EWS/LIG	101	83	45	0	NA	62	136	0
07A01	Habitations covered (NC and PC) - ARWSP	96	NA	NA	NA	NA	NA	NA	NA
07A02	Slipped back habitations and habitations with water quality problems addressed-ARWSP	36	99	0	5	15	0	NA	NA
10A01	SC Families Assisted	97	83	NA	0	29	105	12	60
12A01	ICDS Blocks Operational (Cum.)	92	99	100	98	100	47	100	100
12B01	Anganwadis Functional (Cum.)	83	81	100	71	91	54	100	100
14A01	Urban Poor Families Assisted under Seven Point Charter	60	NA	NA	0	NA	0	0	NA
15A01	Area Covered under Plantation (Public and Forest Lands)	84	86	4	0	65	81	11	41
15A02	Seedlings Planted (Public and Forest Lands)	89	85	35	67	65	75	188	113
17A01	Road Constructed- PMGSY	108	109	111	65	44	100	NA	NA
18B01	Villages Electrified - RGGVY	124	NA	2	29	113	14	NA	NA
18D01	Pumps sets energized	155	145	NA	NA	NA	NA	NA	NA
18E02	Supply of Electricity	90	94	81	91	86	98	99	98

NA - Not Applicable

Table - B(Contd.)

STATE-WISE PERFORMANCE DURING APRIL, 2009 TO FEBRUARY, 2010 (PERCENT ACHIEVEMENT)

Item No.	Description	ALL INDIA	GUJ	HRY	HP	J&K	JHAR.	KAR	KER
01B01	Individual Swarozgaries Assisted - SGSY	203	345	63	149	413	134	721	136
01E02	SHGs provided income generating activities	110	171	79	110	34	128	77	81
05A02	Food security-Targeted Public Distribution system (APL+BPL+AAY)	90	62	49	94	102	79	96	95
05B02	Food security-Targeted Public Distribution system (only AAY)	96	93	91	99	95	97	102	100
05C02	Food Security - Targeted Public Distribution System (Only APL)	82	31	27	91	105	25	87	89
05D02	Food Security - Targeted Public Distribution System (Only BPL)	95	90	94	96	99	94	102	101
06A01	Houses constructed - IAY	70	78	79	80	69	54	100	57
06B01	Houses constructed - EWS/LIG	101	402	98	NA	NA	NA	35	48
07A01	Habitations covered (NC and PC) - ARWSP	96	NA	NA	NA	NA	NA	NA	NA
07A02	Slipped back habitations and habitations with water quality problems addressed-ARWSP	36	90	70	108	0	9	49	0
10A01	SC Families Assisted	97	112	87	105	36	134	68	138
12A01	ICDS Blocks Operational (Cum.)	92	100	93	100	101	97	100	63
12B01	Anganwadis Functional (Cum.)	83	95	68	96	86	96	94	97
14A01	Urban Poor Families Assisted under Seven Point Charter	60	102	NA	NA	NA	NA	14	NA
15A01	Area Covered under Plantation (Public and Forest Lands)	84	58	85	90	65	90	114	108
15A02	Seedlings Planted (Public and Forest Lands)	89	110	178	90	13	130	132	199
17A01	Road Constructed- PMGSY	108	89	127	106	45	107	124	76
18B01	Villages Electrified - RGGVY	124	NA	NA	50	0	71	NA	NA
18D01	Pumps sets energized	155	253	153	219	NA	NA	189	85
18E02	Supply of Electricity	90	96	90	96	75	93	93	98

NA - Not Applicable

Table - B(Contd.)

STATE-WISE PERFORMANCE DURING APRIL, 2009 TO FEBRUARY, 2010 (PERCENT ACHIEVEMENT)

Item No.	Description	ALL INDIA	MP	MAH	MANI	MEGH	MIZ	NAGA	ORI
01B01	Individual Swarozgaries Assisted - SGSY	203	367	67	2	364	91	94	66
01E02	SHGs provided income generating activities	110	161	85	36	233	32	121	84
05A02	Food security-Targeted Public Distribution system (APL+BPL+AAY)	90	99	80	106	100	92	105	98
05B02	Food security-Targeted Public Distribution system (only AAY)	96	114	93	108	100	88	117	101
05C02	Food Security - Targeted Public Distribution System (Only APL)	82	70	58	98	100	93	101	89
05D02	Food Security - Targeted Public Distribution System (Only BPL)	95	124	95	113	100	91	109	100
06A01	Houses constructed - IAY	70	77	64	46	67	101	105	42
06B01	Houses constructed - EWS/LIG	101	NA	85	NA	NA	17	NA	37
07A01	Habitations covered (NC and PC) - ARWSP	96	NA	NA	NA	NA	NA	NA	NA
07A02	Slipped back habitations and habitations with water quality problems addressed-ARWSP	36	101	10	6	70	0	18	41
10A01	SC Families Assisted	97	115	198	24	NA	NA	NA	45
12A01	ICDS Blocks Operational (Cum.)	92	87	94	100	100	100	100	100
12B01	Anganwadis Functional (Cum.)	83	78	77	84	72	100	100	85
14A01	Urban Poor Families Assisted under Seven Point Charter	60	NA	0	NA	52	NA	NA	NA
15A01	Area Covered under Plantation (Public and Forest Lands)	84	57	140	26	19	21	0	115
15A02	Seedlings Planted (Public and Forest Lands)	89	46	127	98	36	16	0	66
17A01	Road Constructed- PMGSY	108	133	88	488	50	94	181	130
18B01	Villages Electrified - RGGVY	124	2,486	NA	38	185	0	120	233
18D01	Pumps sets energized	155	229	NA	NA	NA	NA	NA	118
18E02	Supply of Electricity	90	81	82	82	87	82	88	99

NA - Not Applicable

Table - B(Contd.)

STATE-WISE PERFORMANCE DURING APRIL, 2009 TO FEBRUARY, 2010 (PERCENT ACHIEVEMENT)

Item No.	Description	ALL INDIA	PUDU	PUN	RAJ	SIK	TN	TRI	UTTA.
01B01	Individual Swarozgaries Assisted - SGSY	203	0	394	48	425	104	0	132
01E02	SHGs provided income generating activities	110	133	476	94	59	87	57	113
05A02	Food security-Targeted Public Distribution system (APL+BPL+AAY)	90	58	80	100	100	108	93	95
05B02	Food security-Targeted Public Distribution system (only AAY)	96	63	66	99	101	96	102	100
05C02	Food Security - Targeted Public Distribution System (Only APL)	82	32	80	100	99	122	88	88
05D02	Food Security - Targeted Public Distribution System (Only BPL)	95	77	92	100	101	95	97	102
06A01	Houses constructed - IAY	70	2	70	81	6	102	27	82
06B01	Houses constructed - EWS/LIG	101	11	NA	114	91	91	44	NA
07A01	Habitations covered (NC and PC) - ARWSP	96	NA	47	116	NA	NA	NA	77
07A02	Slipped back habitations and habitations with water quality problems addressed-ARWSP	36	967	119	86	0	87	9	91
10A01	SC Families Assisted	97	88	92	113	14	109	1	105
12A01	ICDS Blocks Operational (Cum.)	92	100	100	98	85	100	104	94
12B01	Anganwadis Functional (Cum.)	83	100	100	83	80	100	75	40
14A01	Urban Poor Families Assisted under Seven Point Charter	60	NA	NA	NA	124	146	98	NA
15A01	Area Covered under Plantation (Public and Forest Lands)	84	107	66	109	35	113	96	117
15A02	Seedlings Planted (Public and Forest Lands)	89	438	63	78	33	58	131	173
17A01	Road Constructed- PMGSY	108	NA	191	127	34	170	10	101
18B01	Villages Electrified - RGGVY	124	NA	NA	114	0	NA	0	122
18D01	Pumps sets energized	155	100	NA	155	NA	150	NA	230
18E02	Supply of Electricity	90	93	86	97	88	94	89	94

NA - Not Applicable

Table - B(Contd.)

STATE-WISE PERFORMANCE DURING APRIL, 2009 TO FEBRUARY, 2010 (PERCENT ACHIEVEMENT)

Item No.	Description	ALL INDIA	UP	WB	A&N	CHND.	D&N	D&D	LAKSH
01B01	Individual Swarozgaries Assisted - SGSY	203	166	267	354	NA	100	183	0
01E02	SHGs provided income generating activities	110	83	43	515	NA	46	0	77
05A02	Food security-Targeted Public Distribution system (APL+BPL+AAY)	90	94	95	59	98	37	34	80
05B02	Food security-Targeted Public Distribution system (only AAY)	96	97	83	75	30	36	46	111
05C02	Food Security - Targeted Public Distribution System (Only APL)	82	89	102	58	100	37	24	69
05D02	Food Security - Targeted Public Distribution System (Only BPL)	95	96	96	59	96	36	51	109
06A01	Houses constructed - IAY	70	84	68	10	NA	14	7	45
06B01	Houses constructed - EWS/LIG	101	NA	0	NA	NA	NA	NA	NA
07A01	Habitations covered (NC and PC) - ARWSP	96	NA	NA	NA	NA	NA	NA	NA
07A02	Slipped back habitations and habitations with water quality problems addressed-ARWSP	36	58	9	0	NA	NA	NA	NA
10A01	SC Families Assisted	97	81	22	NA	98	NA	NA	NA
12A01	ICDS Blocks Operational (Cum.)	92	100	72	100	100	100	100	100
12B01	Anganwadis Functional (Cum.)	83	81	92	97	84	87	91	95
14A01	Urban Poor Families Assisted under Seven Point Charter	60	NA	NA	NA	NA	NA	NA	NA
15A01	Area Covered under Plantation (Public and Forest Lands)	84	103	27	189	65	112	74	89
15A02	Seedlings Planted (Public and Forest Lands)	89	150	66	128	70	353	214	96
17A01	Road Constructed- PMGSY	108	144	67	NA	NA	NA	NA	NA
18B01	Villages Electrified - RGGVY	124	NA	59	NA	NA	NA	NA	NA
18D01	Pumps sets energized	155	92	45	NA	NA	NA	NA	NA
18E02	Supply of Electricity	90	78	97	75	97	96	93	100

NA - Not Applicable

Table - C

**Items in which the States/UTs performance is Very Good (90% and above),
Good (80% to 90%) and Poor (below 80%) during the period
April, 2009 to February, 2010**

1. ANDHRA PRADESH

Very Good

Individual Swarozgaries Assisted - SGSY, SHGs provided income generating activities, Food Security:Targeted Public Distribution System(TPDS), Food Security:Antodaya Anna Yojana(AAY), Food Security:Targeted Public Distribution System (Only BPL), Houses constructed - IAY, Slipped back habitations and habitations with water quality problems addressed-ARWSP, ICDS Blocks Operational (Cum.), Road Constructed- PMGSY, Pumps sets energized, Electricity supplied

Good

Food Security:Targeted Public Distribution System (Only APL), Houses constructed - EWS/LIG, SC Families Assisted, Anganwadis Functional (Cum.), Area Covered under Plantation (Public and Forest Lands), Seedlings Planted (Public and Forest Lands)

2. ARUNACHAL PRADESH

Very Good

Food Security:Targeted Public Distribution System(TPDS), Food Security:Antodaya Anna Yojana(AAY), Food Security:Targeted Public Distribution System (Only APL), Food Security:Targeted Public Distribution System (Only BPL), ICDS Blocks Operational (Cum.), Anganwadis Functional (Cum.), Road Constructed- PMGSY

Good

Electricity supplied

Poor

Individual Swarozgaries Assisted - SGSY, SHGs provided income generating activities, Houses constructed - IAY, Houses constructed - EWS/LIG, Slipped back habitations and habitations with water quality problems addressed-ARWSP, Area Covered under Plantation (Public and Forest Lands), Seedlings Planted (Public and Forest Lands), Villages Electrified - RGGVY

3. ASSAM

Very Good

SHGs provided income generating activities, Food Security:Targeted Public Distribution System(TPDS), Food Security:Antodaya Anna Yojana(AAY), Food Security:Targeted Public Distribution System (Only APL), Food Security:Targeted Public Distribution System (Only BPL), ICDS Blocks Operational (Cum.), Electricity supplied

Poor

Individual Swarozgaries Assisted - SGSY, Houses constructed - IAY, Houses constructed - EWS/LIG, Slipped back habitations and habitations with water quality problems addressed-ARWSP, SC Families Assisted, Anganwadis Functional (Cum.), Urban Poor Families Assisted under Seven Point Charter, Area Covered under Plantation (Public and Forest Lands), Seedlings Planted (Public and Forest Lands), Road Constructed-PMGSY, Villages Electrified - RGGVY

4. BIHAR

Very Good

Individual Swarozgaries Assisted - SGSY, ICDS Blocks Operational (Cum.), Anganwadis Functional (Cum.), Villages Electrified - RGGVY

Good

Food Security:Antodaya Anna Yojana(AAY), Electricity supplied

Poor

SHGs provided income generating activities, Food Security:Targeted Public Distribution System(TPDS), Food Security:Targeted Public Distribution System (Only APL), Food Security:Targeted Public Distribution System (Only BPL), Houses constructed - IAY, Slipped back habitations and habitations with water quality problems addressed-ARWSP, SC Families Assisted, Area Covered under Plantation (Public and Forest Lands), Seedlings Planted (Public and Forest Lands), Road Constructed- PMGSY

Table - C (Contd..)

5. CHHATISGARH

Very Good

Individual Swarozgaries Assisted - SGSY, Food Security:Targeted Public Distribution System(TPDS), Food Security:Antodaya Anna Yojana(AAY), Food Security:Targeted Public Distribution System (Only BPL), SC Families Assisted, Road Constructed- PMGSY, Electricity supplied

Good

SHGs provided income generating activities, Area Covered under Plantation (Public and Forest Lands)

Poor

Food Security:Targeted Public Distribution System (Only APL), Houses constructed - IAY, Houses constructed - EWS/LIG, Slipped back habitations and habitations with water quality problems addressed-ARWSP, ICDS Blocks Operational (Cum.), Anganwadis Functional (Cum.), Urban Poor Families Assisted under Seven Point Charter, Seedlings Planted (Public and Forest Lands), Villages Electrified - RGGVY

6. DELHI

Very Good

Food Security:Targeted Public Distribution System(TPDS), Food Security:Targeted Public Distribution System (Only APL), Houses constructed - EWS/LIG, ICDS Blocks Operational (Cum.), Anganwadis Functional (Cum.), Seedlings Planted (Public and Forest Lands), Electricity supplied

Good

Food Security:Antodaya Anna Yojana(AAY)

Poor

Food Security:Targeted Public Distribution System (Only BPL), SC Families Assisted, Urban Poor Families Assisted under Seven Point Charter, Area Covered under Plantation (Public and Forest Lands)

7. GOA

Very Good

Food Security:Targeted Public Distribution System(TPDS), Food Security:Antodaya Anna Yojana(AAY), Food Security:Targeted Public Distribution System (Only APL), Food Security:Targeted Public Distribution System (Only BPL), ICDS Blocks Operational (Cum.), Anganwadis Functional (Cum.), Seedlings Planted (Public and Forest Lands), Electricity supplied

Good

Houses constructed - IAY

Poor

Individual Swarozgaries Assisted - SGSY, SHGs provided income generating activities, Houses constructed - EWS/LIG, SC Families Assisted, Area Covered under Plantation (Public and Forest Lands)

8. GUJARAT

Very Good

Individual Swarozgaries Assisted - SGSY, SHGs provided income generating activities, Food Security:Antodaya Anna Yojana(AAY), Food Security:Targeted Public Distribution System (Only BPL), Houses constructed - EWS/LIG, Slipped back habitations and habitations with water quality problems addressed-ARWSP, SC Families Assisted, ICDS Blocks Operational (Cum.), Anganwadis Functional (Cum.), Urban Poor Families Assisted under Seven Point Charter, Seedlings Planted (Public and Forest Lands), Pumps sets energized, Electricity supplied

Good

Road Constructed- PMGSY

Poor

Food Security:Targeted Public Distribution System(TPDS), Food Security:Targeted Public Distribution System (Only APL), Houses constructed - IAY, Area Covered under Plantation (Public and Forest Lands)

Table - C (Contd..)

9. HARYANA

Very Good

Food Security:Antodaya Anna Yojana(AAY), Food Security:Targeted Public Distribution System (Only BPL), Houses constructed - EWS/LIG, ICDS Blocks Operational (Cum.), Seedlings Planted (Public and Forest Lands), Road Constructed- PMGSY, Pumps sets energized, Electricity supplied

Good

SC Families Assisted, Area Covered under Plantation (Public and Forest Lands)

Poor

Individual Swarozgaries Assisted - SGSY, SHGs provided income generating activities, Food Security:Targeted Public Distribution System(TPDS), Food Security:Targeted Public Distribution System (Only APL), Houses constructed - IAY, Slipped back habitations and habitations with water quality problems addressed-ARWSP, Anganwadis Functional (Cum.)

10. HIMACHAL PRADESH

Very Good

Individual Swarozgaries Assisted - SGSY, SHGs provided income generating activities, Food Security:Targeted Public Distribution System(TPDS), Food Security:Antodaya Anna Yojana(AAY), Food Security:Targeted Public Distribution System (Only APL), Food Security:Targeted Public Distribution System (Only BPL), Slipped back habitations and habitations with water quality problems addressed-ARWSP, SC Families Assisted, ICDS Blocks Operational (Cum.), Anganwadis Functional (Cum.), Area Covered under Plantation (Public and Forest Lands), Seedlings Planted (Public and Forest Lands), Road Constructed- PMGSY, Pumps sets energized, Electricity supplied

Good

Houses constructed - IAY

Poor

Villages Electrified - RGGVY

11. JAMMU AND KASHMIR

Very Good

Individual Swarozgaries Assisted - SGSY, Food Security:Targeted Public Distribution System(TPDS), Food Security:Antodaya Anna Yojana(AAY), Food Security:Targeted Public Distribution System (Only APL), Food Security:Targeted Public Distribution System (Only BPL), ICDS Blocks Operational (Cum.)

Good

Anganwadis Functional (Cum.)

Poor

SHGs provided income generating activities, Houses constructed - IAY, Slipped back habitations and habitations with water quality problems addressed-ARWSP, SC Families Assisted, Area Covered under Plantation (Public and Forest Lands), Seedlings Planted (Public and Forest Lands), Road Constructed- PMGSY, Villages Electrified - RGGVY, Electricity supplied

12. JHARKHAND

Very Good

Individual Swarozgaries Assisted - SGSY, SHGs provided income generating activities, Food Security:Antodaya Anna Yojana(AAY), Food Security:Targeted Public Distribution System (Only BPL), SC Families Assisted, ICDS Blocks Operational (Cum.), Anganwadis Functional (Cum.), Area Covered under Plantation (Public and Forest Lands), Seedlings Planted (Public and Forest Lands), Road Constructed- PMGSY, Electricity supplied

Poor

Food Security:Targeted Public Distribution System(TPDS), Food Security:Targeted Public Distribution System (Only APL), Houses constructed - IAY, Slipped back habitations and habitations with water quality problems addressed-ARWSP, Villages Electrified - RGGVY

Table - C (Contd..)

13. KARNATAKA

Very Good

Individual Swarozgaries Assisted - SGSY, Food Security:Targeted Public Distribution System(TPDS), Food Security:Antodaya Anna Yojana(AAY), Food Security:Targeted Public Distribution System (Only BPL), Houses constructed - IAY, ICDS Blocks Operational (Cum.), Anganwadis Functional (Cum.), Area Covered under Plantation (Public and Forest Lands), Seedlings Planted (Public and Forest Lands), Road Constructed-PMGSY, Pumps sets energized, Electricity supplied

Good

Food Security:Targeted Public Distribution System (Only APL)

Poor

SHGs provided income generating activities, Houses constructed - EWS/LIG, Slipped back habitations and habitations with water quality problems addressed-ARWSP, SC Families Assisted, Urban Poor Families Assisted under Seven Point Charter

14. KERALA

Very Good

Individual Swarozgaries Assisted - SGSY, Food Security:Targeted Public Distribution System(TPDS), Food Security:Antodaya Anna Yojana(AAY), Food Security:Targeted Public Distribution System (Only BPL), SC Families Assisted, Anganwadis Functional (Cum.), Area Covered under Plantation (Public and Forest Lands), Seedlings Planted (Public and Forest Lands), Electricity supplied

Good

SHGs provided income generating activities, Food Security:Targeted Public Distribution System (Only APL), Pumps sets energized

Poor

Houses constructed - IAY, Houses constructed - EWS/LIG, Slipped back habitations and habitations with water quality problems addressed-ARWSP, ICDS Blocks Operational (Cum.), Road Constructed- PMGSY

15. MADHYA PRADESH

Very Good

Individual Swarozgaries Assisted - SGSY, SHGs provided income generating activities, Food Security:Targeted Public Distribution System(TPDS), Food Security:Antodaya Anna Yojana(AAY), Food Security:Targeted Public Distribution System (Only BPL), Slipped back habitations and habitations with water quality problems addressed-ARWSP, SC Families Assisted, Road Constructed- PMGSY, Villages Electrified - RGGVY, Pumps sets energized

Good

ICDS Blocks Operational (Cum.), Electricity supplied

Poor

Food Security:Targeted Public Distribution System (Only APL), Houses constructed - IAY, Anganwadis Functional (Cum.), Area Covered under Plantation (Public and Forest Lands), Seedlings Planted (Public and Forest Lands)

16. MAHARASHTRA

Very Good

Food Security:Antodaya Anna Yojana(AAY), Food Security:Targeted Public Distribution System (Only BPL), SC Families Assisted, ICDS Blocks Operational (Cum.), Area Covered under Plantation (Public and Forest Lands), Seedlings Planted (Public and Forest Lands)

Good

SHGs provided income generating activities, Food Security:Targeted Public Distribution System(TPDS), Houses constructed - EWS/LIG, Road Constructed- PMGSY, Electricity supplied

Poor

Individual Swarozgaries Assisted - SGSY, Food Security:Targeted Public Distribution System (Only APL), Houses constructed - IAY, Slipped back habitations and habitations with water quality problems addressed-ARWSP, Anganwadis Functional (Cum.), Urban Poor Families Assisted under Seven Point Charter

Table - C (Contd..)

17. MANIPUR

Very Good

Food Security:Targeted Public Distribution System(TPDS), Food Security:Antodaya Anna Yojana(AAY), Food Security:Targeted Public Distribution System (Only APL), Food Security:Targeted Public Distribution System (Only BPL), ICDS Blocks Operational (Cum.), Seedlings Planted (Public and Forest Lands), Road Constructed-PMGSY

Good

Anganwadis Functional (Cum.), Electricity supplied

Poor

Individual Swarozgaries Assisted - SGSY, SHGs provided income generating activities, Houses constructed - IAY, Slipped back habitations and habitations with water quality problems addressed-ARWSP, SC Families Assisted, Area Covered under Plantation (Public and Forest Lands), Villages Electrified - RGGVY

18. MEGHALAYA

Very Good

Individual Swarozgaries Assisted - SGSY, SHGs provided income generating activities, Food Security:Targeted Public Distribution System(TPDS), Food Security:Antodaya Anna Yojana(AAY), Food Security:Targeted Public Distribution System (Only APL), Food Security:Targeted Public Distribution System (Only BPL), ICDS Blocks Operational (Cum.), Villages Electrified - RGGVY

Good

Electricity supplied

Poor

Houses constructed - IAY, Slipped back habitations and habitations with water quality problems addressed-ARWSP, Anganwadis Functional (Cum.), Urban Poor Families Assisted under Seven Point Charter, Area Covered under Plantation (Public and Forest Lands), Seedlings Planted (Public and Forest Lands), Road Constructed- PMGSY

19. MIZORAM

Very Good

Individual Swarozgaries Assisted - SGSY, Food Security:Targeted Public Distribution System(TPDS), Food Security:Targeted Public Distribution System (Only APL), Food Security:Targeted Public Distribution System (Only BPL), Houses constructed - IAY, ICDS Blocks Operational (Cum.), Anganwadis Functional (Cum.), Road Constructed- PMGSY

Good

Food Security:Antodaya Anna Yojana(AAY), Electricity supplied

Poor

SHGs provided income generating activities, Houses constructed - EWS/LIG, Slipped back habitations and habitations with water quality problems addressed-ARWSP, Area Covered under Plantation (Public and Forest Lands), Seedlings Planted (Public and Forest Lands), Villages Electrified - RGGVY

20. NAGALAND

Very Good

Individual Swarozgaries Assisted - SGSY, SHGs provided income generating activities, Food Security:Targeted Public Distribution System(TPDS), Food Security:Antodaya Anna Yojana(AAY), Food Security:Targeted Public Distribution System (Only APL), Food Security:Targeted Public Distribution System (Only BPL), Houses constructed - IAY, ICDS Blocks Operational (Cum.), Anganwadis Functional (Cum.), Road Constructed-PMGSY, Villages Electrified - RGGVY

Good

Electricity supplied

Poor

Slipped back habitations and habitations with water quality problems addressed-ARWSP, Area Covered under Plantation (Public and Forest Lands), Seedlings Planted (Public and Forest Lands)

Table - C (Contd..)

21. ORISSA

Very Good

Food Security:Targeted Public Distribution System(TPDS), Food Security:Antodaya Anna Yojana(AAY), Food Security:Targeted Public Distribution System (Only BPL), ICDS Blocks Operational (Cum.), Area Covered under Plantation (Public and Forest Lands), Road Constructed- PMGSY, Villages Electrified - RGGVY, Pumps sets energized, Electricity supplied

Good

SHGs provided income generating activities, Food Security:Targeted Public Distribution System (Only APL), Anganwadis Functional (Cum.)

Poor

Individual Swarozgaries Assisted - SGSY, Houses constructed - IAY, Houses constructed - EWS/LIG, Slipped back habitations and habitations with water quality problems addressed-ARWSP, SC Families Assisted, Seedlings Planted (Public and Forest Lands)

22. PUDUCHERRY

Very Good

SHGs provided income generating activities, Slipped back habitations and habitations with water quality problems addressed-ARWSP, ICDS Blocks Operational (Cum.), Anganwadis Functional (Cum.), Area Covered under Plantation (Public and Forest Lands), Seedlings Planted (Public and Forest Lands), Pumps sets energized, Electricity supplied

Good

SC Families Assisted

Poor

Individual Swarozgaries Assisted - SGSY, Food Security:Targeted Public Distribution System(TPDS), Food Security:Antodaya Anna Yojana(AAY), Food Security:Targeted Public Distribution System (Only APL), Food Security:Targeted Public Distribution System (Only BPL), Houses constructed - IAY, Houses constructed - EWS/LIG

23. PUNJAB

Very Good

Individual Swarozgaries Assisted - SGSY, SHGs provided income generating activities, Food Security:Targeted Public Distribution System (Only BPL), Slipped back habitations and habitations with water quality problems addressed-ARWSP, SC Families Assisted, ICDS Blocks Operational (Cum.), Anganwadis Functional (Cum.), Road Constructed- PMGSY

Good

Food Security:Targeted Public Distribution System(TPDS), Food Security:Targeted Public Distribution System (Only APL), Electricity supplied

Poor

Food Security:Antodaya Anna Yojana(AAY), Houses constructed - IAY, Habitations covered (NC and PC) - ARWSP, Area Covered under Plantation (Public and Forest Lands), Seedlings Planted (Public and Forest Lands)

24. RAJASTHAN

Very Good

SHGs provided income generating activities, Food Security:Targeted Public Distribution System(TPDS), Food Security:Antodaya Anna Yojana(AAY), Food Security:Targeted Public Distribution System (Only APL), Food Security:Targeted Public Distribution System (Only BPL), Houses constructed - EWS/LIG, Habitations covered (NC and PC) - ARWSP, SC Families Assisted, ICDS Blocks Operational (Cum.), Area Covered under Plantation (Public and Forest Lands), Road Constructed- PMGSY, Villages Electrified - RGGVY, Pumps sets energized, Electricity supplied

Good

Houses constructed - IAY, Slipped back habitations and habitations with water quality problems addressed-ARWSP, Anganwadis Functional (Cum.)

Poor

Individual Swarozgaries Assisted - SGSY, Seedlings Planted (Public and Forest Lands)

Table - C (Contd..)

25. SIKKIM

Very Good

Individual Swarozgaries Assisted - SGSY, Food Security:Targeted Public Distribution System(TPDS), Food Security:Antodaya Anna Yojana(AAY), Food Security:Targeted Public Distribution System (Only APL), Food Security:Targeted Public Distribution System (Only BPL), Houses constructed - EWS/LIG, Urban Poor Families Assisted under Seven Point Charter

Good

ICDS Blocks Operational (Cum.), Anganwadis Functional (Cum.), Electricity supplied

Poor

SHGs provided income generating activities, Houses constructed - IAY, Slipped back habitations and habitations with water quality problems addressed-ARWSP, SC Families Assisted, Area Covered under Plantation (Public and Forest Lands), Seedlings Planted (Public and Forest Lands), Road Constructed- PMGSY, Villages Electrified - RGGVY

26. TAMIL NADU

Very Good

Individual Swarozgaries Assisted - SGSY, Food Security:Targeted Public Distribution System(TPDS), Food Security:Antodaya Anna Yojana(AAY), Food Security:Targeted Public Distribution System (Only APL), Food Security:Targeted Public Distribution System (Only BPL), Houses constructed - IAY, Houses constructed - EWS/LIG, SC Families Assisted, ICDS Blocks Operational (Cum.), Anganwadis Functional (Cum.), Urban Poor Families Assisted under Seven Point Charter, Area Covered under Plantation (Public and Forest Lands), Road Constructed- PMGSY, Pumps sets energized, Electricity supplied

Good

SHGs provided income generating activities, Slipped back habitations and habitations with water quality problems addressed-ARWSP

Poor

Seedlings Planted (Public and Forest Lands)

27. TRIPURA

Very Good

Food Security:Targeted Public Distribution System(TPDS), Food Security:Antodaya Anna Yojana(AAY), Food Security:Targeted Public Distribution System (Only BPL), ICDS Blocks Operational (Cum.), Urban Poor Families Assisted under Seven Point Charter, Area Covered under Plantation (Public and Forest Lands), Seedlings Planted (Public and Forest Lands)

Good

Food Security:Targeted Public Distribution System (Only APL), Electricity supplied

Poor

Individual Swarozgaries Assisted - SGSY, SHGs provided income generating activities, Houses constructed - IAY, Houses constructed - EWS/LIG, Slipped back habitations and habitations with water quality problems addressed-ARWSP, SC Families Assisted, Anganwadis Functional (Cum.), Road Constructed- PMGSY, Villages Electrified - RGGVY

28. UTTARAKHAND

Very Good

Individual Swarozgaries Assisted - SGSY, SHGs provided income generating activities, Food Security:Targeted Public Distribution System(TPDS), Food Security:Antodaya Anna Yojana(AAY), Food Security:Targeted Public Distribution System (Only BPL), Slipped back habitations and habitations with water quality problems addressed-ARWSP, SC Families Assisted, ICDS Blocks Operational (Cum.), Area Covered under Plantation (Public and Forest Lands), Seedlings Planted (Public and Forest Lands), Road Constructed- PMGSY, Villages Electrified - RGGVY, Pumps sets energized, Electricity supplied

Good

Food Security:Targeted Public Distribution System (Only APL), Houses constructed - IAY

Poor

Habitations covered (NC and PC) - ARWSP, Anganwadis Functional (Cum.)

Table - C (Contd..)

29. UTTAR PRADESH

Very Good

Individual Swarozgaries Assisted - SGSY, Food Security:Targeted Public Distribution System(TPDS), Food Security:Antodaya Anna Yojana(AAY), Food Security:Targeted Public Distribution System (Only BPL), ICDS Blocks Operational (Cum.), Area Covered under Plantation (Public and Forest Lands), Seedlings Planted (Public and Forest Lands), Road Constructed- PMGSY, Pumps sets energized

Good

SHGs provided income generating activities, Food Security:Targeted Public Distribution System (Only APL), Houses constructed - IAY, SC Families Assisted, Anganwadis Functional (Cum.)

Poor

Slipped back habitations and habitations with water quality problems addressed-ARWSP, Electricity supplied

30. WEST BENGAL

Very Good

Individual Swarozgaries Assisted - SGSY, Food Security:Targeted Public Distribution System(TPDS), Food Security:Targeted Public Distribution System (Only APL), Food Security:Targeted Public Distribution System (Only BPL), Anganwadis Functional (Cum.), Electricity supplied

Good

Food Security:Antodaya Anna Yojana(AAY)

Poor

SHGs provided income generating activities, Houses constructed - IAY, Houses constructed - EWS/LIG, Slipped back habitations and habitations with water quality problems addressed-ARWSP, SC Families Assisted, ICDS Blocks Operational (Cum.), Area Covered under Plantation (Public and Forest Lands), Seedlings Planted (Public and Forest Lands), Road Constructed- PMGSY, Villages Electrified - RGGVY, Pumps sets energized

31. ANDAMAN AND NICOBAR ISLANDS

Very Good

Individual Swarozgaries Assisted - SGSY, SHGs provided income generating activities, ICDS Blocks Operational (Cum.), Anganwadis Functional (Cum.), Area Covered under Plantation (Public and Forest Lands), Seedlings Planted (Public and Forest Lands)

Poor

Food Security:Targeted Public Distribution System(TPDS), Food Security:Antodaya Anna Yojana(AAY), Food Security:Targeted Public Distribution System (Only APL), Food Security:Targeted Public Distribution System (Only BPL), Houses constructed - IAY, Slipped back habitations and habitations with water quality problems addressed-ARWSP, Electricity supplied

32. CHANDIGARH

Very Good

Food Security:Targeted Public Distribution System(TPDS), Food Security:Targeted Public Distribution System (Only APL), Food Security:Targeted Public Distribution System (Only BPL), SC Families Assisted, ICDS Blocks Operational (Cum.), Electricity supplied

Good

Anganwadis Functional (Cum.)

Poor

Food Security:Antodaya Anna Yojana(AAY), Area Covered under Plantation (Public and Forest Lands), Seedlings Planted (Public and Forest Lands)

Table - C (Contd..)

33. DADRA AND NAGAR HAVELI

Very Good

Individual Swarozgaries Assisted - SGSY, ICDS Blocks Operational (Cum.), Area Covered under Plantation (Public and Forest Lands), Seedlings Planted (Public and Forest Lands), Electricity supplied

Good

Anganwadis Functional (Cum.)

Poor

SHGs provided income generating activities, Food Security:Targeted Public Distribution System(TPDS), Food Security:Antodaya Anna Yojana(AAY), Food Security:Targeted Public Distribution System (Only APL), Food Security:Targeted Public Distribution System (Only BPL), Houses constructed - IAY

34. DAMAN AND DIU

Very Good

Individual Swarozgaries Assisted - SGSY, ICDS Blocks Operational (Cum.), Anganwadis Functional (Cum.), Seedlings Planted (Public and Forest Lands), Electricity supplied

Poor

SHGs provided income generating activities, Food Security:Targeted Public Distribution System(TPDS), Food Security:Antodaya Anna Yojana(AAY), Food Security:Targeted Public Distribution System (Only APL), Food Security:Targeted Public Distribution System (Only BPL), Houses constructed - IAY, Area Covered under Plantation (Public and Forest Lands)

35. LAKSHADWEEP

Very Good

Food Security:Antodaya Anna Yojana(AAY), Food Security:Targeted Public Distribution System (Only BPL), ICDS Blocks Operational (Cum.), Anganwadis Functional (Cum.), Seedlings Planted (Public and Forest Lands), Electricity supplied

Good

Food Security:Targeted Public Distribution System(TPDS), Area Covered under Plantation (Public and Forest Lands)

Poor

Individual Swarozgaries Assisted - SGSY, SHGs provided income generating activities, Food Security:Targeted Public Distribution System (Only APL), Houses constructed - IAY

Ranking of States: During April, 2009-February, 2010

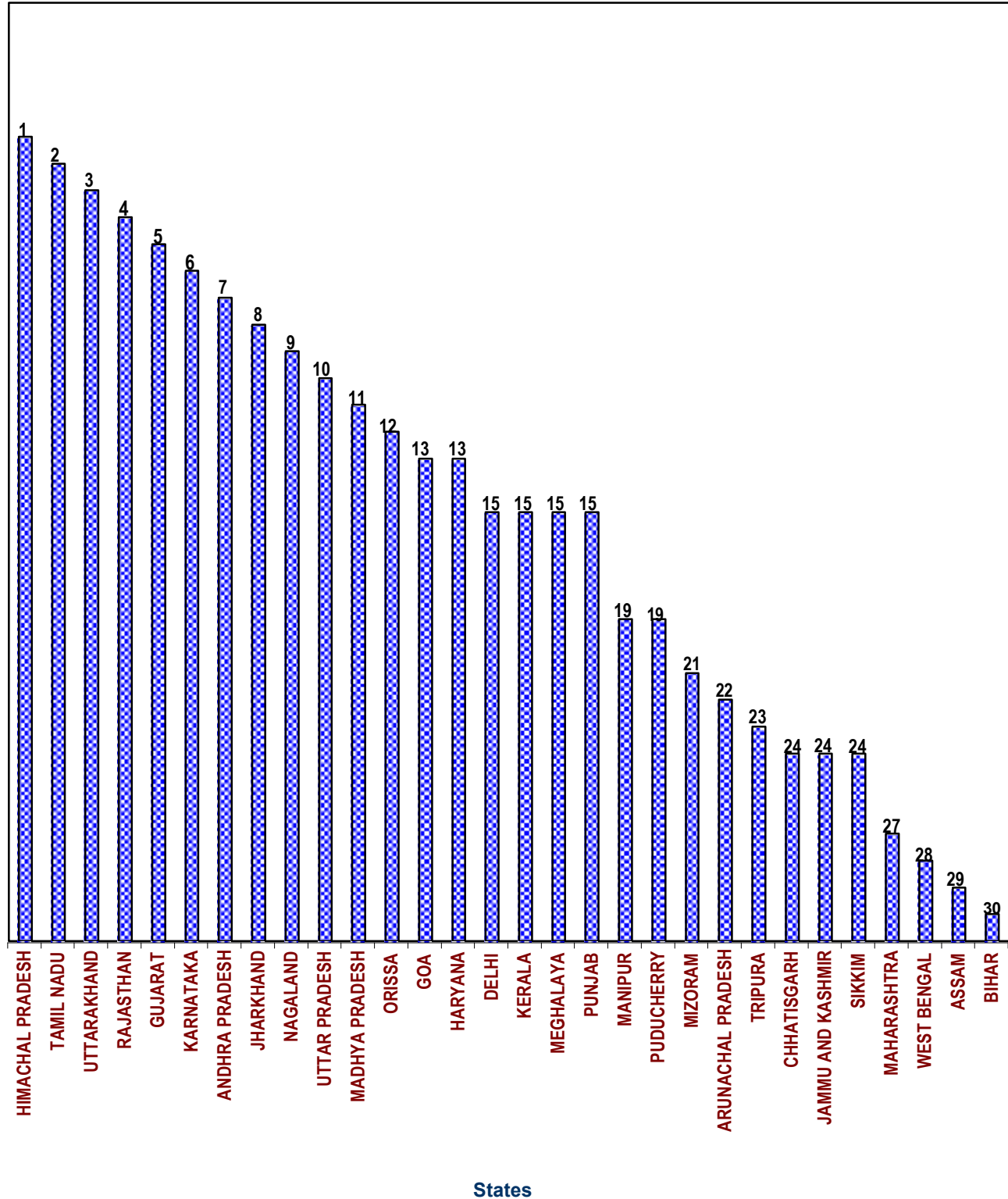


Table - D

SCORE CARD AND RANKING OF STATES ACCORDING TO THEIR PERFORMANCE
During the period April, 2009 to February, 2010

States	No.of Items/ Parameters	Max Score	Parameters in category				Total Marks	% Ach.	RANK
			A	B	C	D			
HIMACHAL PRADESH	17	51	15	1	1	0	48	94	1
TAMIL NADU	18	54	15	1	2	0	49	91	2
UTTARAKHAND	18	54	14	2	2	0	48	89	3
RAJASTHAN	19	57	14	3	2	0	50	88	4
GUJARAT	18	54	13	1	4	0	45	83	5
KARNATAKA	18	54	12	2	4	0	44	81	6
ANDHRA PRADESH	17	51	11	2	4	0	41	80	7
JHARKHAND	16	48	11	0	5	0	38	79	8
NAGALAND	15	45	11	0	2	2	35	78	9
UTTAR PRADESH	16	48	9	3	4	0	37	77	10
MADHYA PRADESH	17	51	10	1	6	0	38	75	11
ORISSA	18	54	9	3	6	0	39	72	12
GOA	14	42	8	1	4	1	30	71	13
HARYANA	17	51	8	3	6	0	36	71	13
DELHI	12	36	7	0	4	1	25	69	15
KERALA	17	51	9	1	6	1	35	69	15
MEGHALAYA	16	48	8	1	7	0	33	69	15
PUNJAB	16	48	8	1	7	0	33	69	15
MANIPUR	16	48	7	1	8	0	31	65	19
PUDUCHERRY	16	48	8	0	7	1	31	65	19
MIZORAM	16	48	8	0	6	2	30	62	21
ARUNACHAL PRADESH	16	48	7	0	8	1	29	60	22
TRIPURA	18	54	7	1	8	2	31	57	23
CHHATISGARH	18	54	7	0	9	2	30	56	24
JAMMU AND KASHMIR	16	48	6	1	7	2	27	56	24
SIKKIM	18	54	7	0	9	2	30	56	24
MAHARASHTRA	17	51	6	0	10	1	28	55	27
WEST BENGAL	18	54	6	0	11	1	29	54	28
ASSAM	18	54	7	0	7	4	28	52	29
BIHAR	16	48	4	0	12	0	24	50	30

NORMS FOR RANKING

The criteria for performance assessment of States is as follows:

	<u>Marks</u>
Category "A" Where the Achievement is 90% or above of the target	3
Category "B" Where the Achievement is above National Average	2
Category "C" Where the Achievement is below National Average	1
Category "D" Where their is NIL Performance	0

Note: For ranking of the states, the All-India Percent achievement is taken as the National Average.

PART - II

TWENTY POINT PROGRAMME - 2006

ITEM-WISE PERFORMANCE TABLES

Table - 1

Employment generation under the NREG Scheme

Sl. No.	State/UT Name	No. of job cards issued * (Number) April,2009-February,2010	Employment generated (Number) April,2009-February,2010	Wages given (Rupees) April,2009-February,2010
		(3)	(4)	(5)
1	ANDHRA PRADESH	18,35,913	37,59,00,298	34,77,47,00,000
2	ARUNACHAL PRADESH	76,187	1,72,000	1,58,00,000
3	ASSAM	5,90,564	6,50,37,000	5,58,39,49,000
4	BIHAR	18,92,954	7,59,20,000	7,19,03,07,000
5	CHHATISGARH	2,12,049	8,77,39,000	6,96,66,99,000
6	DELHI	0	0	0
7	GOA	8,008	1,16,085	1,25,13,000
8	GUJARAT	6,03,023	4,98,26,000	4,31,18,14,000
9	HARYANA	1,08,986	44,02,000	65,07,33,000
10	HIMACHAL PRADESH	1,21,493	2,40,80,000	2,60,20,76,000
11	JAMMU AND KASHMIR	1,46,663	95,94,428	1,03,77,24,000
12	JHARKHAND	2,59,034	6,75,24,888	7,97,22,08,864
13	KARNATAKA	26,20,119	15,11,60,000	19,73,35,37,000
14	KERALA	4,99,881	2,25,06,202	2,95,26,82,000
15	MADHYA PRADESH	1,96,442	26,00,80,000	3,88,64,90,000
16	MAHARASHTRA	8,87,236	24,38,20,000	2,87,54,94,000
17	MANIPUR	38,371	59,96,000	80,13,65,000
18	MEGHALAYA	66,363	1,14,82,000	1,26,39,44,000
19	MIZORAM	8,471	0	0
20	NAGALAND	25,479	2,40,00,000	2,25,43,00,000
21	ORISSA	3,60,759	3,71,07,000	3,82,21,07,000
22	PUDUCHERRY	47,653	8,79,108	6,98,32,000
23	PUNJAB	1,67,645	60,85,000	78,87,01,000
24	RAJASTHAN	6,98,014	43,18,33,000	37,71,02,80,000
25	SIKKIM	7,899	29,18,000	47,21,72,000
26	TAMIL NADU	8,63,094	20,10,55,100	14,59,13,31,700
27	TRIPURA	5,203	3,04,02,000	3,06,11,00,000
28	UTTARAKHAND	61,837	1,56,51,460	1,58,84,18,000
29	UTTAR PRADESH	11,35,800	31,45,40,000	31,33,33,51,000
30	WEST BENGAL	6,96,899	11,74,23,000	10,30,67,52,000
31	ANDAMAN AND NICOBAR ISLANDS	0	4,78,000	6,69,29,000
32	CHANDIGARH	0	0	0
33	DADRA AND NAGAR HAVELI	2,676	57,864	64,00,700
34	DAMAN AND DIU	0	0	0
35	LAKSHADWEEP	3,469	1,41,089	1,58,29,000
Grand Total		1,42,48,184	2,63,79,26,522	2,08,71,95,39,264

Note:-* Majority of States were reporting performance since inception but now it has been reconciled with the performance figures supplied by M/o Rural Development to get performance figures during April, 2009 to February,2010

Swaranjayanti Gram Swarozgar Yojana (SGSY)

Individual Swarozgaries Assisted

% Achievement of Target

During April, 2009-February, 2010

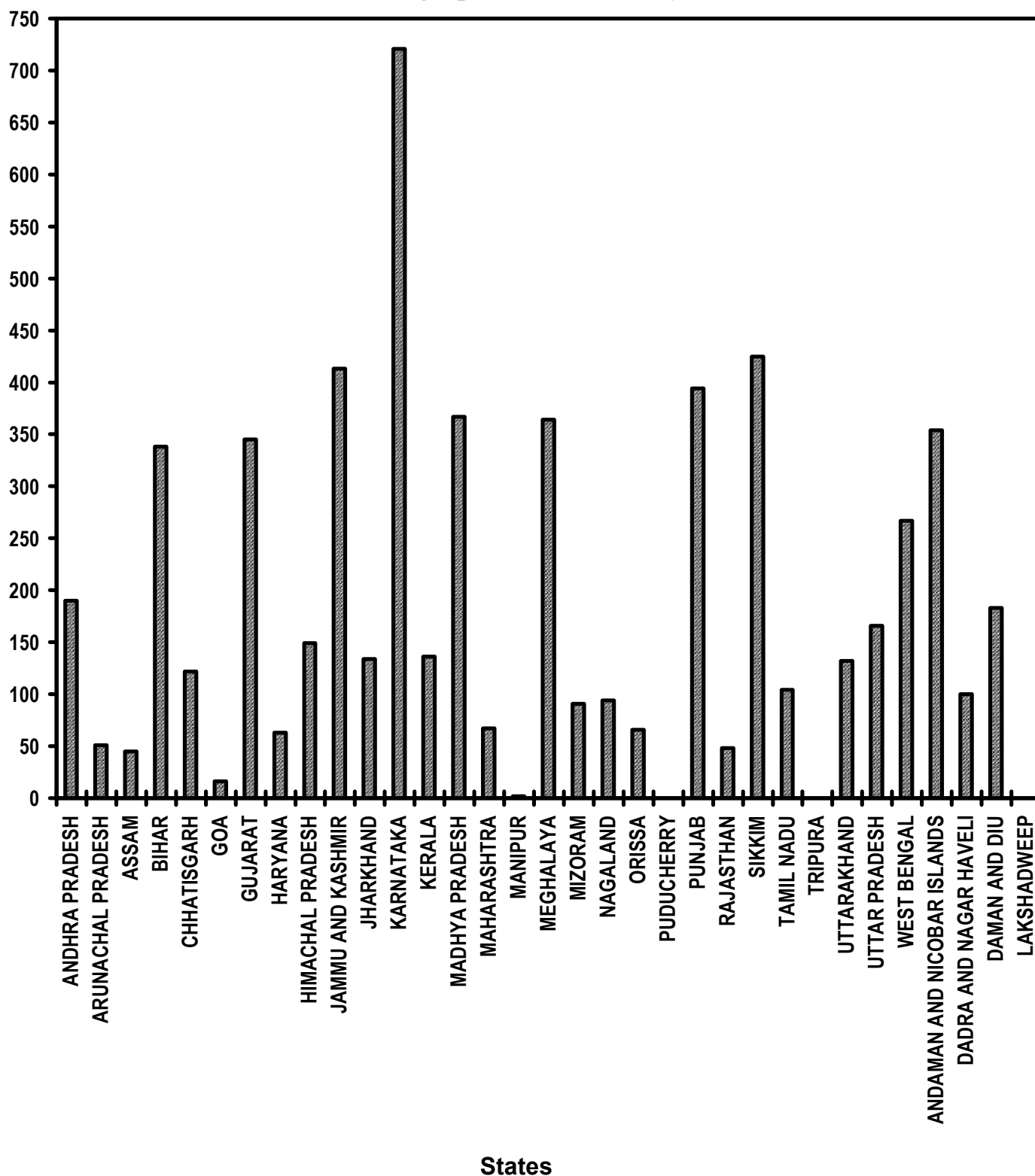


Table - 2 (A)

Swaranjayanti Gram Swarojgar Yojana
Individual Swarozgaries Assisted
(Unit: Number)

Sl. No.	State/UT Name	Target		Achievement April,2009-February,2010	Percent Achievement April,2009-February,2010
		2009-2010	April,2009-February,2010		
(1)	(2)	(3)	(4)	(5)	(5)/(4)
1	ANDHRA PRADESH	14,555	12,859	24,475	190
2	ARUNACHAL PRADESH	633	559	285 *	51
3	ASSAM	16,433	14,517	6,582	45
4	BIHAR	34,625	30,583	1,03,507	338
5	CHHATISGARH	7,690	6,792	8,317	122
6	GOA	211	184	29	16
7	GUJARAT	5,479	4,839	16,706	345
8	HARYANA	3,224	2,846	1,795	63
9	HIMACHAL PRADESH	1,357	1,198	1,790	149
10	JAMMU AND KASHMIR	1,681	1,484	6,128	413
11	JHARKHAND	13,056	11,533	15,468	134
12	KARNATAKA	10,990	9,710	69,991	721
13	KERALA	4,932	4,357	5,946	136
14	MADHYA PRADESH	16,477	14,554	53,388	367
15	MAHARASHTRA	21,726	19,191	12,903	67
16	MANIPUR	1,102	972	17 *	2
17	MEGHALAYA	1,234	1,089	3,969	364
18	MIZORAM	286	252	229 *	91
19	NAGALAND	846	747	700	94
20	ORISSA	16,649	14,705	9,772	66
21	PUDUCHERRY	251	223	0	0
22	PUNJAB	1,567	1,383	5,453	394
23	RAJASTHAN	8,346	7,372	3,505	48
24	SIKKIM	316	281	1,195	425
25	TAMIL NADU	12,871	11,371	11,828	104
26	TRIPURA	1,989	1,757	0	0
27	UTTARAKHAND	2,624	2,316	3,055	132
28	UTTAR PRADESH	49,848	44,032	73,009	166
29	WEST BENGAL	18,502	16,342	43,664	267
30	ANDAMAN AND NICOBAR ISLANDS	25	24	85	354
31	DADRA AND NAGAR HAVELI	25	24	24	100
32	DAMAN AND DIU	25	24	44	183
33	LAKSHADWEEP	25	24	0	0
Grand Total		2,69,600	2,38,144	4,83,859	203

Very Good:(90% or above of targets)

ANDHRA PRADESH, BIHAR, CHHATISGARH, GUJARAT, HIMACHAL PRADESH, JAMMU AND KASHMIR, JHARKHAND, KARNATAKA, KERALA, MADHYA PRADESH, MEGHALAYA, MIZORAM, NAGALAND, PUNJAB, SIKKIM, TAMIL NADU, UTTARAKHAND, UTTAR PRADESH, WEST BENGAL, ANDAMAN AND NICOBAR ISLANDS, DADRA AND NAGAR HAVELI, DAMAN AND DIU

Poor:(Below 80% of targets)

ARUNACHAL PRADESH, ASSAM, GOA, HARYANA, MAHARASHTRA, MANIPUR, ORISSA, PUDUCHERRY, RAJASTHAN, TRIPURA, LAKSHADWEEP

* Ministry of Rural Development

Table - 2 (B)

Swaranjayanti Gram Swarozgar Yojana

Sl. No.	State/UT Name	Individual SC Swarozgaries Assisted (Number) April,2009-February,2010	Individual ST Swarozgaries Assisted (Number) April,2009-February,2010	Individual Women Swarozgaries Assisted (Number) April,2009-February,2010	Individual Disabled Swarozgaries Assisted (Number) April,2009-February,2010
		(3)	(4)	(5)	(6)
1	ANDHRA PRADESH	13,641	3,161	17,258	2,371
2	ARUNACHAL PRADESH	0	278	95	95
3	ASSAM	943	1,067	1,876	578
4	BIHAR	41,669	1,404	63,571	1,643
5	CHHATISGARH	1,326	2,768	673	155
6	GOA	7	11	10	16
7	GUJARAT	8,860	0	5,678	224
8	HARYANA	632	0	893	86
9	HIMACHAL PRADESH	653	240	455	40
10	JAMMU AND KASHMIR	702	681	1,210	10
11	JHARKHAND	3,004	5,588	2,455	73
12	KARNATAKA	25,108	7,884	60,577	1,687
13	KERALA	4,703	388	3,286	506
14	MADHYA PRADESH	11,626	17,979	23,131	1,871
15	MAHARASHTRA	3,343	2,190	3,569	947
16	MANIPUR	0	16	0	0
17	MEGHALAYA	0	3,969	1,412	6
18	MIZORAM	0	0	0	0
19	NAGALAND	0	401	396	30
20	ORISSA	2,403	2,790	2,870	1,228
21	PUDUCHERRY	0	0	0	0
22	PUNJAB	3,829	0	1,103	38
23	RAJASTHAN	1,144	452	1,604	120
24	SIKKIM	59	606	812	36
25	TAMIL NADU	5,922	180	5,885	2,950
26	TRIPURA	0	0	0	0
27	UTTARAKHAND	2,491	166	578	11
28	UTTAR PRADESH	37,343	130	20,070	1,174
29	WEST BENGAL	16,323	2,043	39,683	120
30	ANDAMAN AND NICOBAR ISLANDS	0	26	22	7
31	DADRA AND NAGAR HAVELI	0	0	0	0
32	DAMAN AND DIU	32	23	0	0
33	LAKSHADWEEP	0	24	8	0
Grand Total		1,85,763	54,465	2,59,180	16,022

Table - 3(A)

Self Help Groups (SHG)
(Unit: Number)

		Formed under SGSY (Number) April,2009- February,2010
Sl. No.	State/UT Name	
(1)	(2)	(3)
1	ANDHRA PRADESH	94,624
2	ARUNACHAL PRADESH	46
3	ASSAM	19,144
4	BIHAR	22,773
5	CHHATISGARH	3,408
6	DELHI	0
7	GOA	16
8	GUJARAT	4,991
9	HARYANA	2,837
10	HIMACHAL PRADESH	1,267
11	JAMMU AND KASHMIR	752
12	JHARKHAND	6,863
13	KARNATAKA	5,866
14	KERALA	1,300
15	MADHYA PRADESH	12,140
16	MAHARASHTRA	28,291
17	MANIPUR	77
18	MEGHALAYA	587
19	MIZORAM	0
20	NAGALAND	230
21	ORISSA	15,657
22	PUDUCHERRY	150
23	PUNJAB	882
24	RAJASTHAN	2,035
25	SIKKIM	155
26	TAMIL NADU	25,003
27	TRIPURA	3,525
28	UTTARAKHAND	5,679
29	UTTAR PRADESH	54,254
30	WEST BENGAL	30,517
31	ANDAMAN AND NICOBAR ISLANDS	45
32	CHANDIGARH	0
33	DADRA AND NAGAR HAVELI	0
34	DAMAN AND DIU	0
35	LAKSHADWEEP	0
Grand Total		3,43,114

Self Help Groups (SHG)

To whom income generating activities provided

% Achievement of Target
During April, 2009-February, 2010

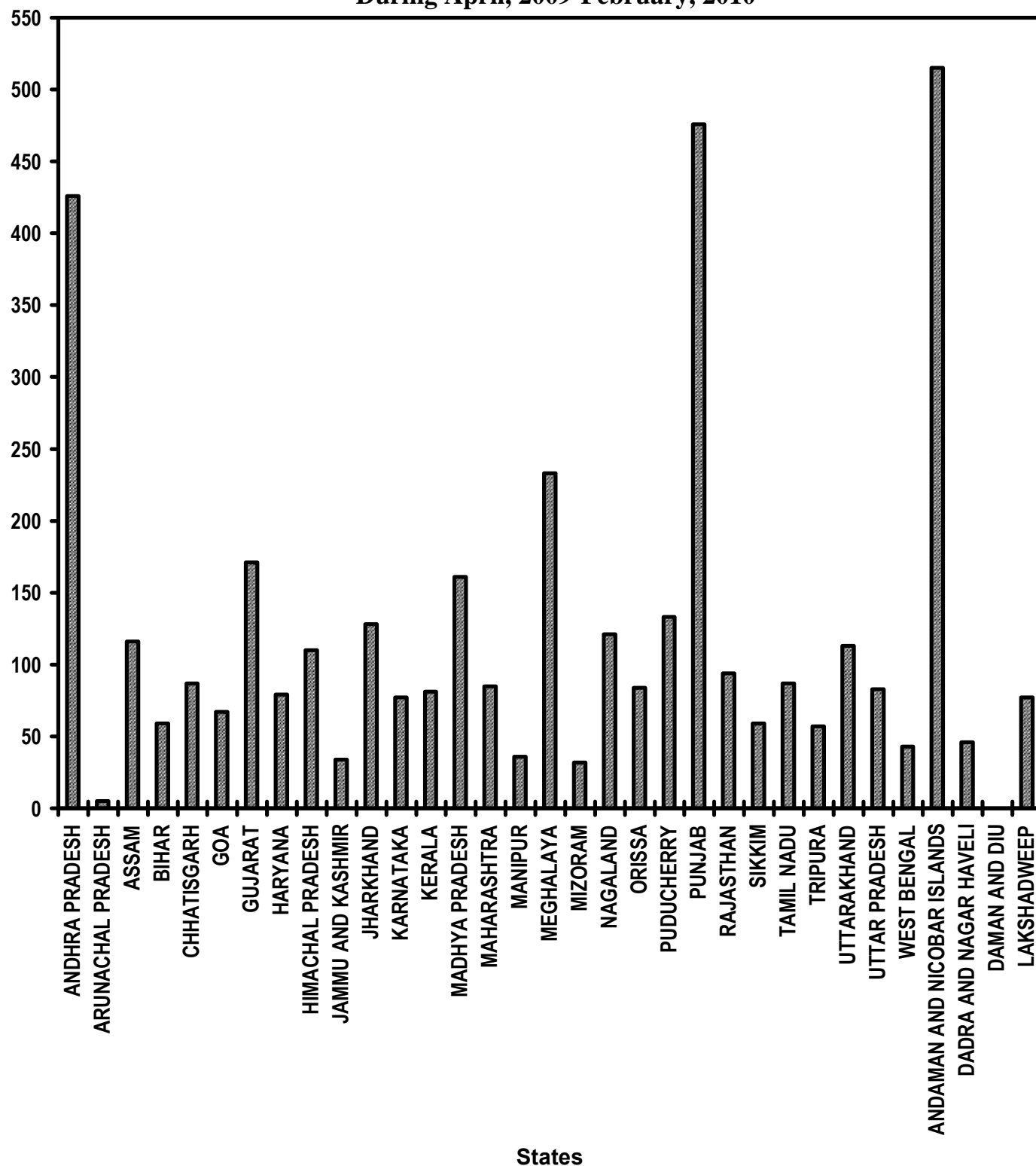


Table - 3(B)

Self Help Groups (SHG)
To whom income generating activities provided
(Unit: Number)

Sl. No.	State/UT Name	Target		Achievement	Percent
		2009-2010	April, 2009-February, 2010	April, 2009-February, 2010	Achievement April, 2009-February, 2010
(1)	(2)	(3)	(4)	(5)	(5)/(4)
1	ANDHRA PRADESH	8,384	7,405	31,544	426
2	ARUNACHAL PRADESH	364	320	17 *	5
3	ASSAM	9,465	8,361	9,712	116
4	BIHAR	19,944	17,617	10,416	59
5	CHHATISGARH	4,429	3,911	3,407	87
6	GOA	121	108	72	67
7	GUJARAT	3,156	2,788	4,769	171
8	HARYANA	1,857	1,641	1,301	79
9	HIMACHAL PRADESH	781	689	755	110
10	JAMMU AND KASHMIR	968	856	291	34
11	JHARKHAND	7,520	6,642	8,490	128
12	KARNATAKA	6,330	5,592	4,279	77
13	KERALA	2,841	2,509	2,029	81
14	MADHYA PRADESH	9,491	8,385	13,501	161
15	MAHARASHTRA	12,514	11,053	9,450	85
16	MANIPUR	635	560	200 *	36
17	MEGHALAYA	711	628	1,466	233
18	MIZORAM	165	145	47 *	32
19	NAGALAND	487	429	521	121
20	ORISSA	9,590	8,470	7,138	84
21	PUDUCHERRY	144	127	169	133
22	PUNJAB	903	797	3,794	476
23	RAJASTHAN	4,807	4,245	3,975	94
24	SIKKIM	182	160	94	59
25	TAMIL NADU	7,413	6,548	5,719	87
26	TRIPURA	1,146	1,012	576	57
27	UTTARAKHAND	1,511	1,336	1,516	113
28	UTTAR PRADESH	28,713	25,363	20,948	83
29	WEST BENGAL	10,657	9,413	4,034	43
30	ANDAMAN AND NICOBAR ISLANDS	14	13	67	515
31	DADRA AND NAGAR HAVELI	14	13	6	46
32	DAMAN AND DIU	14	13	0	0
33	LAKSHADWEEP	14	13	10	77
Grand Total		1,55,285	1,37,162	1,50,313	110

Very Good:(90% or above of targets)

ANDHRA PRADESH, ASSAM, GUJARAT, HIMACHAL PRADESH, JHARKHAND, MADHYA PRADESH, MEGHALAYA, NAGALAND, PUDUCHERRY, PUNJAB, RAJASTHAN, UTTARAKHAND, ANDAMAN AND NICOBAR ISLANDS

Good:(Between 80% to 90% targets)

CHHATISGARH, KERALA, MAHARASHTRA, ORISSA, TAMIL NADU, UTTAR PRADESH

Poor:(Below 80% of targets)

ARUNACHAL PRADESH, BIHAR, GOA, HARYANA, JAMMU AND KASHMIR, KARNATAKA, MANIPUR, MIZORAM, SIKKIM, TRIPURA, WEST BENGAL, DADRA AND NAGAR HAVELI, DAMAN AND DIU, LAKSHADWEEP

* Ministry of Rural Development

Table - 4 (A)

**Distribution of waste land to the landless
(Unit: Hectare)**

		Total Land Distributed (Hectare) April,2009- February,2010
Sl. No.	State/UT Name	
(1)	(2)	(3)
1	ANDHRA PRADESH	6,286
2	ARUNACHAL PRADESH	0
3	ASSAM	0
4	BIHAR	28
5	CHHATISGARH	24,567
6	DELHI	0
7	GOA	0
8	GUJARAT	1,515
9	HARYANA	0
10	JAMMU AND KASHMIR	0
11	JHARKHAND	106
12	KARNATAKA	0
13	KERALA	0
14	MADHYA PRADESH	0
15	MAHARASHTRA	0
16	MANIPUR	0
17	MEGHALAYA	0
18	MIZORAM	0
19	NAGALAND	0
20	ORISSA	420
21	PUDUCHERRY	0
22	PUNJAB	0
23	RAJASTHAN	0
24	SIKKIM	144
25	TAMIL NADU	423
26	TRIPURA	0
27	UTTARAKHAND	0
28	UTTAR PRADESH	4,842
29	WEST BENGAL	0
30	ANDAMAN AND NICOBAR ISLANDS	0
31	CHANDIGARH	0
32	DADRA AND NAGAR HAVELI	0
33	DAMAN AND DIU	0
34	LAKSHADWEEP	0
Grand Total		38,331

Table - 4 (B)

Distribution of waste land to the landless

Sl. No.	State/UT Name	Land Distributed to SC	Land Distributed to ST	Land Distributed to Others
		(Hectare) April,2009- February,2010	(Hectare) April,2009- February,2010	(Hectare) April,2009- February,2010
(1)	(2)	(3)	(4)	(5)
1	ANDHRA PRADESH	454	2,681	2,255
2	ARUNACHAL PRADESH	0	0	0
3	ASSAM	0	0	0
4	BIHAR	26	0	1
5	CHHATISGARH	4,197	11,761	8,610
6	DELHI	0	0	0
7	GOA	0	0	0
8	GUJARAT	144	453	918
9	HARYANA	0	0	0
10	JAMMU AND KASHMIR	0	0	0
11	JHARKHAND	16	67	23
12	KARNATAKA	0	0	0
13	KERALA	0	0	0
14	MADHYA PRADESH	0	0	0
15	MAHARASHTRA	0	0	0
16	MANIPUR	0	0	0
17	MEGHALAYA	0	0	0
18	MIZORAM	0	0	0
19	NAGALAND	0	0	0
20	ORISSA	95	170	155
21	PUDUCHERRY	0	0	0
22	PUNJAB	0	0	0
23	RAJASTHAN	0	0	0
24	SIKKIM	93	0	0
25	TAMIL NADU	100	3	320
26	TRIPURA	0	0	0
27	UTTARAKHAND	0	0	0
28	UTTAR PRADESH	2,663	75	2,104
29	WEST BENGAL	0	0	0
30	ANDAMAN AND NICOBAR ISLANDS	0	0	0
31	CHANDIGARH	0	0	0
32	DADRA AND NAGAR HAVELI	0	0	0
33	DAMAN AND DIU	0	0	0
34	LAKSHADWEEP	0	0	0
Grand Total		7,788	15,210	14,386

Table - 5(A)

Minimum Wages Enforcement (including Farm Labour)

Sl. No.	State/UT Name	Agriculture and Farm Workers: Inspections made (Number) April,2009-February,2010	Agriculture and Farm Workers: Irregularities detected (Number) April,2009-February,2010	Agriculture and Farm Workers: Irregularities rectified (Number) April,2009-February,2010
		(3)	(4)	(5)
1	ANDHRA PRADESH	0	0	0
2	ARUNACHAL PRADESH	0	0	0
3	ASSAM	0	0	0
4	BIHAR	54,058	8,110	8,056
5	CHHATISGARH	0	0	0
6	DELHI	0	0	0
7	GOA	0	0	0
8	GUJARAT	26,668	3,399	3,454
9	HARYANA	0	0	0
10	HIMACHAL PRADESH	0	0	0
11	JAMMU AND KASHMIR	0	0	0
12	JHARKHAND	0	0	0
13	KARNATAKA	0	0	0
14	KERALA	0	0	0
15	MADHYA PRADESH	0	0	0
16	MAHARASHTRA	0	0	0
17	MANIPUR	0	0	0
18	MEGHALAYA	9	0	0
19	MIZORAM	0	0	0
20	NAGALAND	0	0	0
21	ORISSA	10,978	7,305	6,045
22	PUDUCHERRY	0	0	0
23	PUNJAB	247	0	0
24	RAJASTHAN	1,279	10	5
25	SIKKIM	0	0	0
26	TAMIL NADU	0	0	0
27	TRIPURA	0	0	0
28	UTTARAKHAND	842	0	0
29	UTTAR PRADESH	0	0	0
30	WEST BENGAL	0	0	0
31	ANDAMAN AND NICOBAR ISLANDS	0	0	0
32	CHANDIGARH	0	0	0
33	DADRA AND NAGAR HAVELI	0	0	0
34	DAMAN AND DIU	0	0	0
35	LAKSHADWEEP	0	0	0
Grand Total		94,081	18,824	17,560

Table - 5(B)

Minimum Wages Enforcement (including Farm Labour)
(Unit: Number)

		Agriculture and Farm Workers: Claims filed (Number) April,2009- February,2010	Agriculture and Farm Workers: Claims settled (Number) April,2009- February,2010
Sl. No.	State/UT Name	(3)	(4)
1	ANDHRA PRADESH	0	0
2	ARUNACHAL PRADESH	0	0
3	ASSAM	0	0
4	BIHAR	2,467	2,687
5	CHHATISGARH	0	0
6	DELHI	0	0
7	GOA	0	0
8	GUJARAT	0	0
9	HARYANA	4	24
10	HIMACHAL PRADESH	0	0
11	JAMMU AND KASHMIR	0	0
12	JHARKHAND	0	0
13	KARNATAKA	0	0
14	KERALA	0	0
15	MADHYA PRADESH	0	0
16	MAHARASHTRA	0	0
17	MANIPUR	0	0
18	MEGHALAYA	0	0
19	MIZORAM	0	0
20	NAGALAND	0	0
21	ORISSA	0	0
22	PUDUCHERRY	0	0
23	PUNJAB	0	0
24	RAJASTHAN	8	1
25	SIKKIM	0	0
26	TAMIL NADU	0	0
27	TRIPURA	0	0
28	UTTARAKHAND	0	0
29	UTTAR PRADESH	0	0
30	WEST BENGAL	0	0
31	ANDAMAN AND NICOBAR ISLANDS	0	0
32	CHANDIGARH	0	0
33	DADRA AND NAGAR HAVELI	0	0
34	DAMAN AND DIU	0	0
35	LAKSHADWEEP	0	0
Grand Total		2,479	2,712

Table - 5(C)

Minimum Wages Enforcement (including Farm Labour)

Sl. No.	State/UT Name	Agriculture and Farm Workers: Prosecution cases Pending (Number) April,2009-February,2010	Agriculture and Farm Workers: Prosecution cases filed (Number) April,2009-February,2010	Agriculture and Farm Workers: Prosecution cases decided (Number) April,2009-February,2010
		(3)	(4)	(5)
1	ANDHRA PRADESH	0	0	0
2	ARUNACHAL PRADESH	0	0	0
3	ASSAM	0	0	0
4	BIHAR	1,608	0	0
5	CHHATISGARH	0	0	0
6	DELHI	0	0	0
7	GOA	0	0	0
8	GUJARAT	5,252	13	65
9	HARYANA	2,653	0	0
10	HIMACHAL PRADESH	0	0	0
11	JAMMU AND KASHMIR	0	0	0
12	JHARKHAND	0	0	0
13	KARNATAKA	0	0	0
14	KERALA	0	0	0
15	MADHYA PRADESH	0	0	0
16	MAHARASHTRA	0	0	0
17	MANIPUR	0	0	0
18	MEGHALAYA	0	0	0
19	MIZORAM	0	0	0
20	NAGALAND	0	0	0
21	ORISSA	1,500	2	0
22	PUDUCHERRY	0	0	0
23	PUNJAB	0	0	0
24	RAJASTHAN	0	0	0
25	SIKKIM	0	0	0
26	TAMIL NADU	0	0	0
27	TRIPURA	0	0	0
28	UTTARAKHAND	0	0	0
29	UTTAR PRADESH	0	0	0
30	WEST BENGAL	0	0	0
31	ANDAMAN AND NICOBAR ISLANDS	0	0	0
32	CHANDIGARH	0	0	0
33	DADRA AND NAGAR HAVELI	0	0	0
34	DAMAN AND DIU	0	0	0
35	LAKSHADWEEP	0	0	0
Grand Total		11,013	15	65

Food Security: Targeted Public Distribution System (APL+BPL+AAY)

Off take

% Achievement of Target
During April, 2009-February, 2010

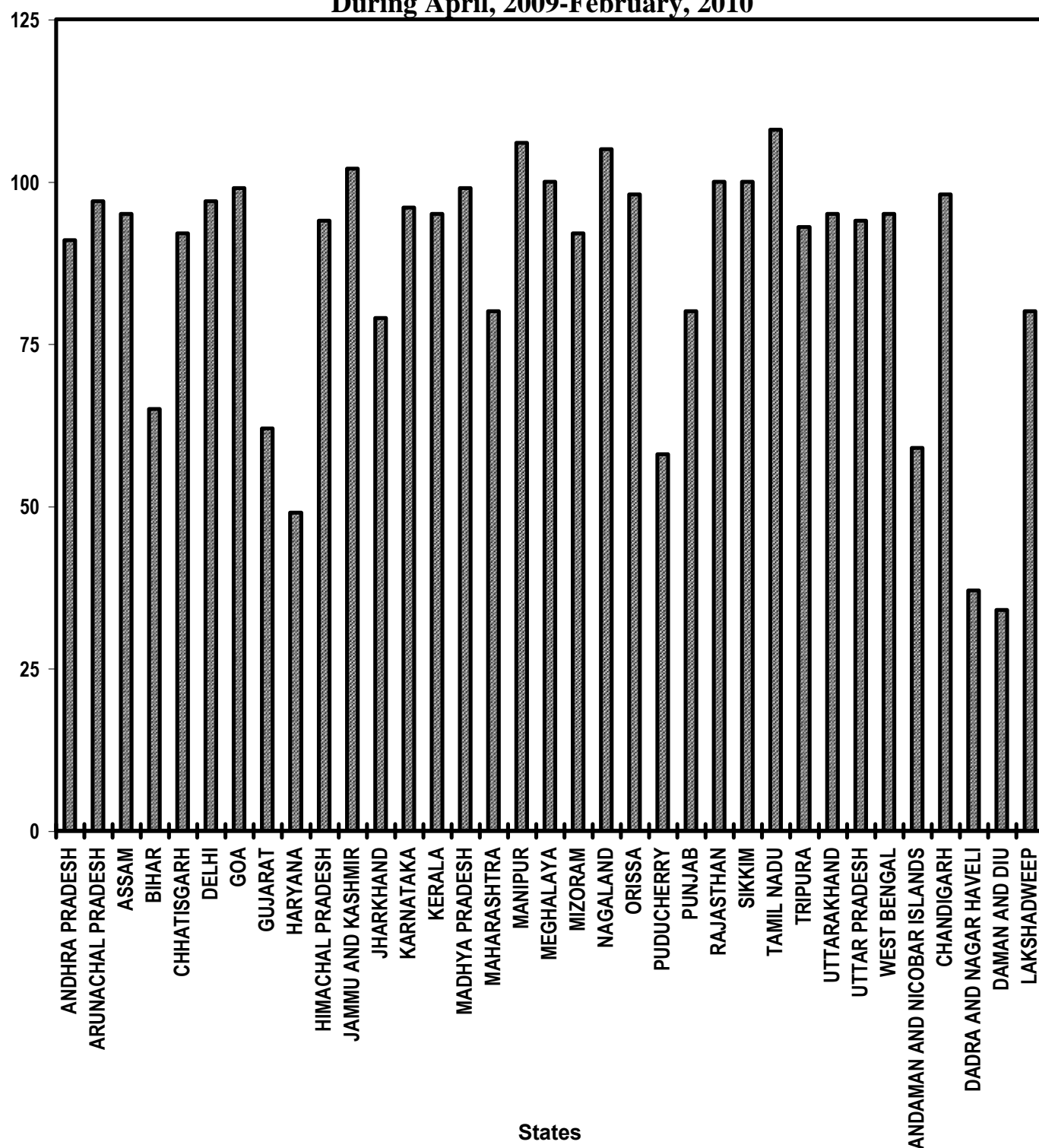


Table - 6(A)

Food security-Targeted Public Distribution system (APL+BPL+AAY)

Sl. No.	State/UT Name	Allocation of Food Grains (Tonnes)	Off take (Tonnes)	Percentage of offtake w.r.t. Allocation of Food Grains
		April,2009-February,2010	April,2009-February,2010	
(1)	(2)	(3)	(4)	(5)
1	ANDHRA PRADESH	35,54,286	32,41,518	91
2	ARUNACHAL PRADESH	93,093	90,127	97
3	ASSAM	13,55,493	12,84,482	95
4	BIHAR	31,55,605	20,51,983	65
5	CHHATISGARH	10,00,956	9,17,686	92
6	DELHI	5,43,169	5,24,683	97
7	GOA	43,024	42,388	99
8	GUJARAT	14,83,614	9,13,183	62
9	HARYANA	8,98,766	4,43,027	49
10	HIMACHAL PRADESH	4,54,153	4,28,733	94
11	JAMMU AND KASHMIR	6,93,737	7,08,687	102
12	JHARKHAND	11,98,571	9,46,114	79
13	KARNATAKA	19,94,889	19,14,524	96
14	KERALA	11,99,387	11,37,709	95
15	MADHYA PRADESH	27,67,978	27,36,716	99
16	MAHARASHTRA	41,35,158	33,09,329	80
17	MANIPUR	1,06,948	1,12,934	106
18	MEGHALAYA	1,35,003	1,34,812	100
19	MIZORAM	75,999	70,040	92
20	NAGALAND	1,18,973	1,25,383	105
21	ORISSA	19,39,531	19,03,304	98
22	PUDUCHERRY	49,086	28,466	58
23	PUNJAB	11,12,760	8,93,441	80
24	RAJASTHAN	17,70,665	17,69,621	100
25	SIKKIM	40,535	40,571	100
26	TAMIL NADU	34,57,596	37,22,631	108
27	TRIPURA	2,76,837	2,56,671	93
28	UTTARAKHAND	3,94,231	3,73,276	95
29	UTTAR PRADESH	64,21,740	60,07,831	94
30	WEST BENGAL	30,41,832	29,04,411	95
31	ANDAMAN AND NICOBAR ISLANDS	29,124	17,168	59
32	CHANDIGARH	23,631	23,143	98
33	DADRA AND NAGAR HAVELI	8,140	2,973	37
34	DAMAN AND DIU	3,960	1,346	34
35	LAKSHADWEEP	4,229	3,380	80
Grand Total		4,35,82,699	3,90,82,291	90

Very Good:(90% or above of targets)

ANDHRA PRADESH, ARUNACHAL PRADESH, ASSAM, CHHATISGARH, DELHI, GOA, HIMACHAL PRADESH, JAMMU AND KASHMIR, KARNATAKA, KERALA, MADHYA PRADESH, MANIPUR, MEGHALAYA, MIZORAM, NAGALAND, ORISSA, RAJASTHAN, SIKKIM, TAMIL NADU, TRIPURA, UTTARAKHAND, UTTAR PRADESH, WEST BENGAL, CHANDIGARH

Good:(Between 80% to 90% targets)

MAHARASHTRA, PUNJAB, LAKSHADWEEP

Poor:(Below 80% of targets)

BIHAR, GUJARAT, HARYANA, JHARKHAND, PUDUCHERRY, ANDAMAN AND NICOBAR ISLANDS, DADRA AND NAGAR HAVELI, DAMAN AND DIU

Food Security: Targeted Public Distribution System (Only Antyodaya Anna Yojana)

Off take

% Achievement of Target
During April, 2009-February, 2010

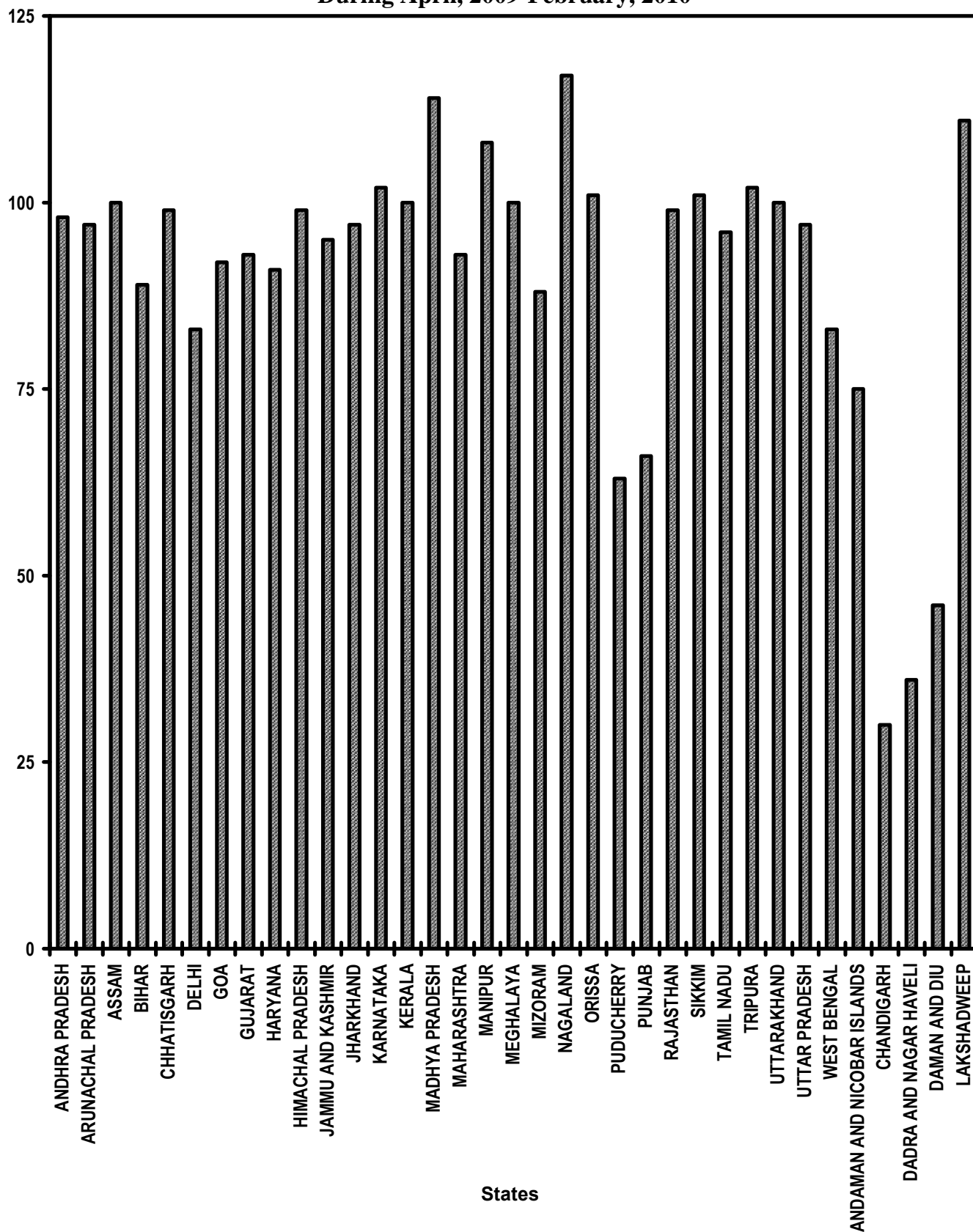


Table - 6(B)

Food security-Targeted Public Distribution system (only AAY)

Sl. No.	State/UT Name	Allocation of Food Grains (Tonnes) April,2009-February,2010	Off take (Tonnes) April,2009-February,2010	Percentage of offtake w.r.t. Allocation of Food Grains
(1)	(2)	(3)	(4)	(5)
1	ANDHRA PRADESH	5,99,764	5,85,581	98
2	ARUNACHAL PRADESH	14,641	14,167	97
3	ASSAM	2,71,051	2,70,565	100
4	BIHAR	9,34,989	8,33,614	89
5	CHHATISGARH	2,76,782	2,73,221	99
6	DELHI	57,827	48,231	83
7	GOA	5,599	5,124	92
8	GUJARAT	3,11,740	2,89,586	93
9	HARYANA	1,12,585	1,02,296	91
10	HIMACHAL PRADESH	75,845	75,365	99
11	JAMMU AND KASHMIR	98,439	93,145	95
12	JHARKHAND	3,53,408	3,44,562	97
13	KARNATAKA	4,61,901	4,70,364	102
14	KERALA	2,29,405	2,28,997	100
15	MADHYA PRADESH	6,08,905	6,96,580	114
16	MAHARASHTRA	9,48,640	8,83,065	93
17	MANIPUR	24,497	26,560	108
18	MEGHALAYA	27,027	26,931	100
19	MIZORAM	10,010	8,810	88
20	NAGALAND	18,304	21,349	117
21	ORISSA	4,86,860	4,91,860	101
22	PUDUCHERRY	12,419	7,868	63
23	PUNJAB	69,080	45,874	66
24	RAJASTHAN	3,58,864	3,56,838	99
25	SIKKIM	6,358	6,413	101
26	TAMIL NADU	7,17,882	6,89,166	96
27	TRIPURA	43,560	44,477	102
28	UTTARAKHAND	58,223	58,181	100
29	UTTAR PRADESH	15,76,190	15,24,191	97
30	WEST BENGAL	5,69,877	4,75,245	83
31	ANDAMAN AND NICOBAR ISLANDS	1,650	1,241	75
32	CHANDIGARH	572	174	30
33	DADRA AND NAGAR HAVELI	2,013	732	36
34	DAMAN AND DIU	583	268	46
35	LAKSHADWEEP	456	504	111
Grand Total		93,45,946	90,01,145	96

Very Good:(90% or above of targets)

ANDHRA PRADESH, ARUNACHAL PRADESH, ASSAM, CHHATISGARH, GOA, GUJARAT, HARYANA, HIMACHAL PRADESH, JAMMU AND KASHMIR, JHARKHAND, KARNATAKA, KERALA, MADHYA PRADESH, MAHARASHTRA, MANIPUR, MEGHALAYA, NAGALAND, ORISSA, RAJASTHAN, SIKKIM, TAMIL NADU, TRIPURA, UTTARAKHAND, UTTAR PRADESH, LAKSHADWEEP

Good:(Between 80% to 90% targets)

BIHAR, DELHI, MIZORAM, WEST BENGAL

Poor:(Below 80% of targets)

PUDUCHERRY, PUNJAB, ANDAMAN AND NICOBAR ISLANDS, CHANDIGARH, DADRA AND NAGAR HAVELI, DAMAN AND DIU

Food Security: Targeted Public Distribution System (Only APL) Off take

% Achievement of Target
During April, 2009-February, 2010

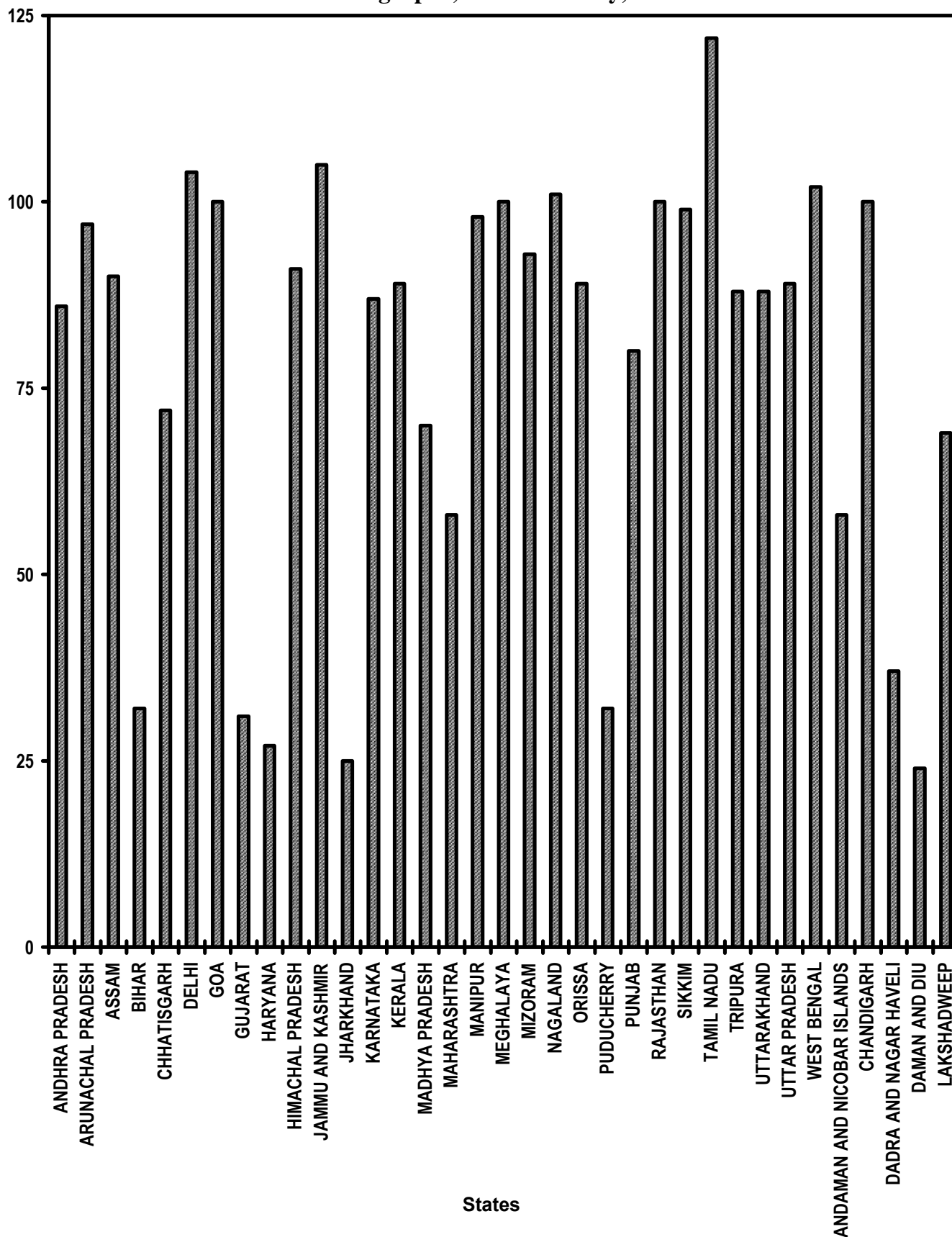


Table - 6(C)

Food Security - Targeted Public Distribution System (Only APL)

Sl. No.	State/UT Name	Allocation of Food Grains (Tonnes)	Off take (Tonnes)	Percentage of offtake w.r.t. Allocation of Food Grains
		April,2009-February,2010	April,2009-February,2010	
(1)	(2)	(3)	(4)	(5)
1	ANDHRA PRADESH	19,90,108	17,11,674	86
2	ARUNACHAL PRADESH	55,055	53,555	97
3	ASSAM	6,48,820	5,80,698	90
4	BIHAR	6,44,129	2,04,517	32
5	CHHATISGARH	2,78,960	2,00,641	72
6	DELHI	3,85,704	3,99,211	104
7	GOA	32,420	32,258	100
8	GUJARAT	7,30,070	2,24,408	31
9	HARYANA	5,94,990	1,61,963	27
10	HIMACHAL PRADESH	2,56,263	2,33,670	91
11	JAMMU AND KASHMIR	4,10,410	4,31,972	105
12	JHARKHAND	2,76,870	68,311	25
13	KARNATAKA	7,90,136	6,90,110	87
14	KERALA	6,01,163	5,37,026	89
15	MADHYA PRADESH	11,79,875	8,30,081	70
16	MAHARASHTRA	16,19,546	9,39,643	58
17	MANIPUR	43,027	41,984	98
18	MEGHALAYA	64,548	64,488	100
19	MIZORAM	49,819	46,460	93
20	NAGALAND	71,233	72,064	101
21	ORISSA	3,84,230	3,42,357	89
22	PUDUCHERRY	16,900	5,331	32
23	PUNJAB	9,32,602	7,45,087	80
24	RAJASTHAN	8,34,730	8,34,514	100
25	SIKKIM	23,815	23,672	99
26	TAMIL NADU	15,85,418	19,40,508	122
27	TRIPURA	1,63,262	1,44,223	88
28	UTTARAKHAND	2,02,490	1,78,505	88
29	UTTAR PRADESH	23,10,325	20,59,518	89
30	WEST BENGAL	10,47,840	10,63,896	102
31	ANDAMAN AND NICOBAR ISLANDS	22,804	13,175	58
32	CHANDIGARH	19,800	19,837	100
33	DADRA AND NAGAR HAVELI	1,980	733	37
34	DAMAN AND DIU	2,420	589	24
35	LAKSHADWEEP	3,080	2,120	69
Grand Total		1,82,74,842	1,48,98,799	82

Very Good:(90% or above of targets)

ARUNACHAL PRADESH, ASSAM, DELHI, GOA, HIMACHAL PRADESH, JAMMU AND KASHMIR, MANIPUR, MEGHALAYA, MIZORAM, NAGALAND, RAJASTHAN, SIKKIM, TAMIL NADU, WEST BENGAL, CHANDIGARH

Good:(Between 80% to 90% targets)

ANDHRA PRADESH, KARNATAKA, KERALA, ORISSA, PUNJAB, TRIPURA, UTTARAKHAND, UTTAR PRADESH

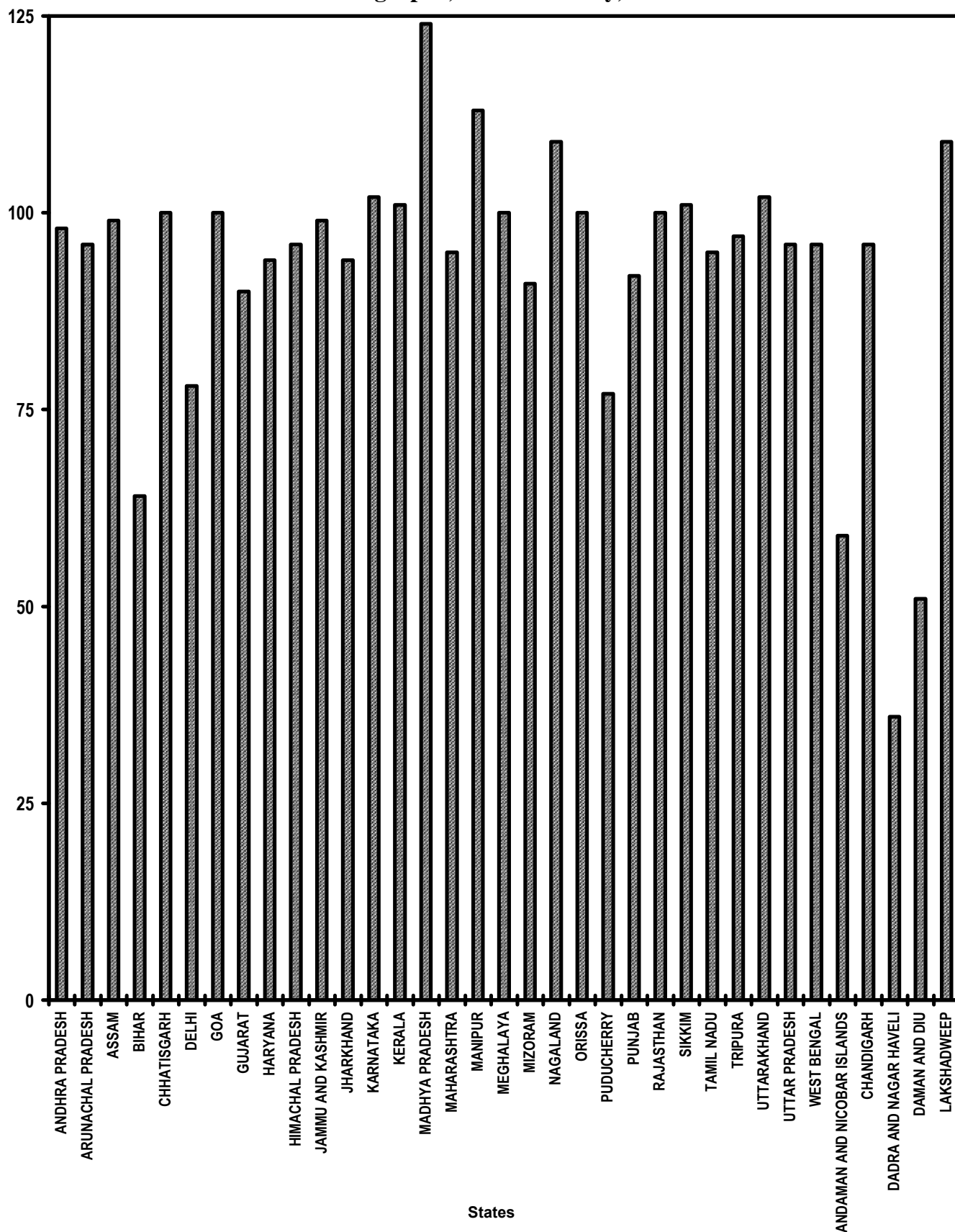
Poor:(Below 80% of targets)

BIHAR, CHHATISGARH, GUJARAT, HARYANA, JHARKHAND, MADHYA PRADESH, MAHARASHTRA, PUDUCHERRY, ANDAMAN AND NICOBAR ISLANDS, DADRA AND NAGAR HAVELI, DAMAN AND DIU, LAKSHADWEEP

Food Security: Targeted Public Distribution System (Only BPL)

Off take

% Achievement of Target
During April, 2009-February, 2010



States

Table - 6(D)

Food Security - Targeted Public Distribution System (Only BPL)

Sl. No.	State/UT Name	Allocation of Food Grains (Tonnes)	Off take (Tonnes)	Percentage of offtake w.r.t. Allocation of Food Grains
		April,2009-February,2010	April,2009-February,2010	
(1)	(2)	(3)	(4)	(5)
1	ANDHRA PRADESH	9,64,414	9,44,263	98
2	ARUNACHAL PRADESH	23,397	22,405	96
3	ASSAM	4,35,622	4,33,219	99
4	BIHAR	15,76,487	10,13,852	64
5	CHHATISGARH	4,45,214	4,43,814	100
6	DELHI	99,638	77,241	78
7	GOA	5,005	5,006	100
8	GUJARAT	4,41,804	3,99,189	90
9	HARYANA	1,91,191	1,78,768	94
10	HIMACHAL PRADESH	1,22,045	1,16,698	96
11	JAMMU AND KASHMIR	1,84,888	1,83,570	99
12	JHARKHAND	5,68,293	5,33,241	94
13	KARNATAKA	7,42,852	7,54,050	102
14	KERALA	3,68,819	3,71,686	101
15	MADHYA PRADESH	9,79,198	12,10,055	124
16	MAHARASHTRA	15,66,972	14,86,621	95
17	MANIPUR	39,424	44,390	113
18	MEGHALAYA	43,428	43,393	100
19	MIZORAM	16,170	14,770	91
20	NAGALAND	29,436	31,970	109
21	ORISSA	10,68,441	10,69,087	100
22	PUDUCHERRY	19,767	15,267	77
23	PUNJAB	1,11,078	1,02,480	92
24	RAJASTHAN	5,77,071	5,78,269	100
25	SIKKIM	10,362	10,486	101
26	TAMIL NADU	11,54,296	10,92,957	95
27	TRIPURA	70,015	67,971	97
28	UTTARAKHAND	1,33,518	1,36,590	102
29	UTTAR PRADESH	25,35,225	24,24,122	96
30	WEST BENGAL	14,24,115	13,65,270	96
31	ANDAMAN AND NICOBAR ISLANDS	4,670	2,752	59
32	CHANDIGARH	3,259	3,132	96
33	DADRA AND NAGAR HAVELI	4,147	1,508	36
34	DAMAN AND DIU	957	489	51
35	LAKSHADWEEP	693	756	109
Grand Total		1,59,61,911	1,51,79,337	95

Very Good:(90% or above of targets)

ANDHRA PRADESH, ARUNACHAL PRADESH, ASSAM, CHHATISGARH, GOA, GUJARAT, HARYANA, HIMACHAL PRADESH, JAMMU AND KASHMIR, JHARKHAND, KARNATAKA, KERALA, MADHYA PRADESH, MAHARASHTRA, MANIPUR, MEGHALAYA, MIZORAM, NAGALAND, ORISSA, PUNJAB, RAJASTHAN, SIKKIM, TAMIL NADU, TRIPURA, UTTARAKHAND, UTTAR PRADESH, WEST BENGAL, CHANDIGARH, LAKSHADWEEP

Poor:(Below 80% of targets)

BIHAR, DELHI, PUDUCHERRY, ANDAMAN AND NICOBAR ISLANDS, DADRA AND NAGAR HAVELI, DAMAN AND DIU

Rural Housing - Indira Awaas Yojana

Houses constructed

% Achievement of Target

During April, 2009-February, 2010

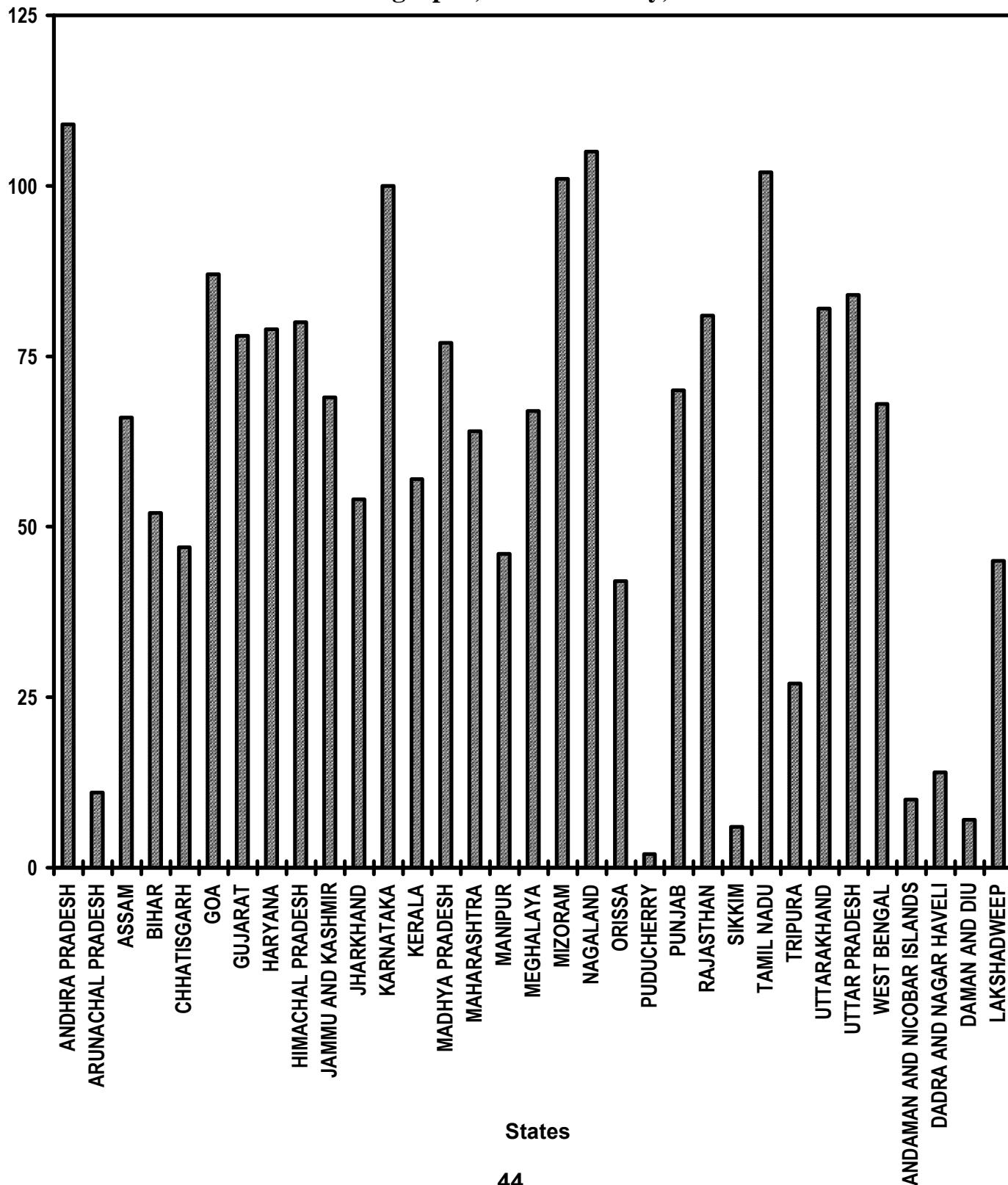


Table - 7

Rural Housing - Indira Awaas Yojana
Houses constructed
(Unit: Number)

Sl. No.	State/UT Name	Target		Achievement April,2009-February,2010	Percent Achievement April,2009-February,2010
		2009-2010	April,2009-February,2010		
(1)	(2)	(3)	(4)	(5)	(5)/(4)
1	ANDHRA PRADESH	3,71,982	3,16,185	3,44,551	109
2	ARUNACHAL PRADESH	10,873	9,241	990	11
3	ASSAM	2,40,446	2,04,380	1,35,276	66
4	BIHAR	10,98,001	9,33,300	4,87,162	52
5	CHHATISGARH	57,520	48,891	22,866	47
6	GOA	2,291	1,948	1,700	87
7	GUJARAT	1,82,429	1,55,064	1,21,647	78
8	HARYANA	25,611	21,769	17,176	79
9	HIMACHAL PRADESH	8,212	6,979	5,605	80
10	JAMMU AND KASHMIR	25,508	21,683	14,978	69
11	JHARKHAND	97,926	83,237	45,312	54
12	KARNATAKA	1,43,311	1,21,815	1,21,701	100
13	KERALA	79,695	67,741	38,844	57
14	MADHYA PRADESH	1,14,396	97,236	74,700	77
15	MAHARASHTRA	2,24,323	1,90,674	1,22,018	64
16	MANIPUR	9,439	8,024	3,690	46
17	MEGHALAYA	16,440	13,974	9,403	67
18	MIZORAM	3,504	2,979	3007 *	101
19	NAGALAND	10,878	9,247	9,702	105
20	ORISSA	2,15,715	1,83,358	76,626	42
21	PUDUCHERRY	1,370	1,165	29	2
22	PUNJAB	31,674	26,924	18,819	70
23	RAJASTHAN	91,670	77,920	63,041	81
24	SIKKIM	2,080	1,767	100	6
25	TAMIL NADU	1,48,928	1,26,590	1,28,775	102
26	TRIPURA	21,182	18,004	4,858	27
27	UTTARAKHAND	22,476	19,104	15,708	82
28	UTTAR PRADESH	4,93,156	4,19,182	3,50,180	84
29	WEST BENGAL	2,97,564	2,52,930	1,71,063	68
30	ANDAMAN AND NICOBAR ISLANDS	2,750	2,338	229	10
31	DADRA AND NAGAR HAVELI	458	390	55	14
32	DAMAN AND DIU	205	175	12	7
33	LAKSHADWEEP	229	194	88	45
Grand Total		40,52,242	34,44,408	24,09,911	70

Very Good:(90% or above of targets)

ANDHRA PRADESH, KARNATAKA, MIZORAM, NAGALAND, TAMIL NADU

Good:(Between 80% to 90% targets)

GOA, HIMACHAL PRADESH, RAJASTHAN, UTTARAKHAND, UTTAR PRADESH

Poor:(Below 80% of targets)

ARUNACHAL PRADESH, ASSAM, BIHAR, CHHATISGARH, GUJARAT, HARYANA, JAMMU AND KASHMIR, JHARKHAND, KERALA, MADHYA PRADESH, MAHARASHTRA, MANIPUR, MEGHALAYA, ORISSA, PUDUCHERRY, PUNJAB, SIKKIM, TRIPURA, WEST BENGAL, ANDAMAN AND NICOBAR ISLANDS, DADRA AND NAGAR HAVELI, DAMAN AND DIU, LAKSHADWEEP

* Ministry of Rural Development

EWS/LIG Houses in Urban Areas

Houses constructed

% Achievement of Target
During April, 2009-February, 2010

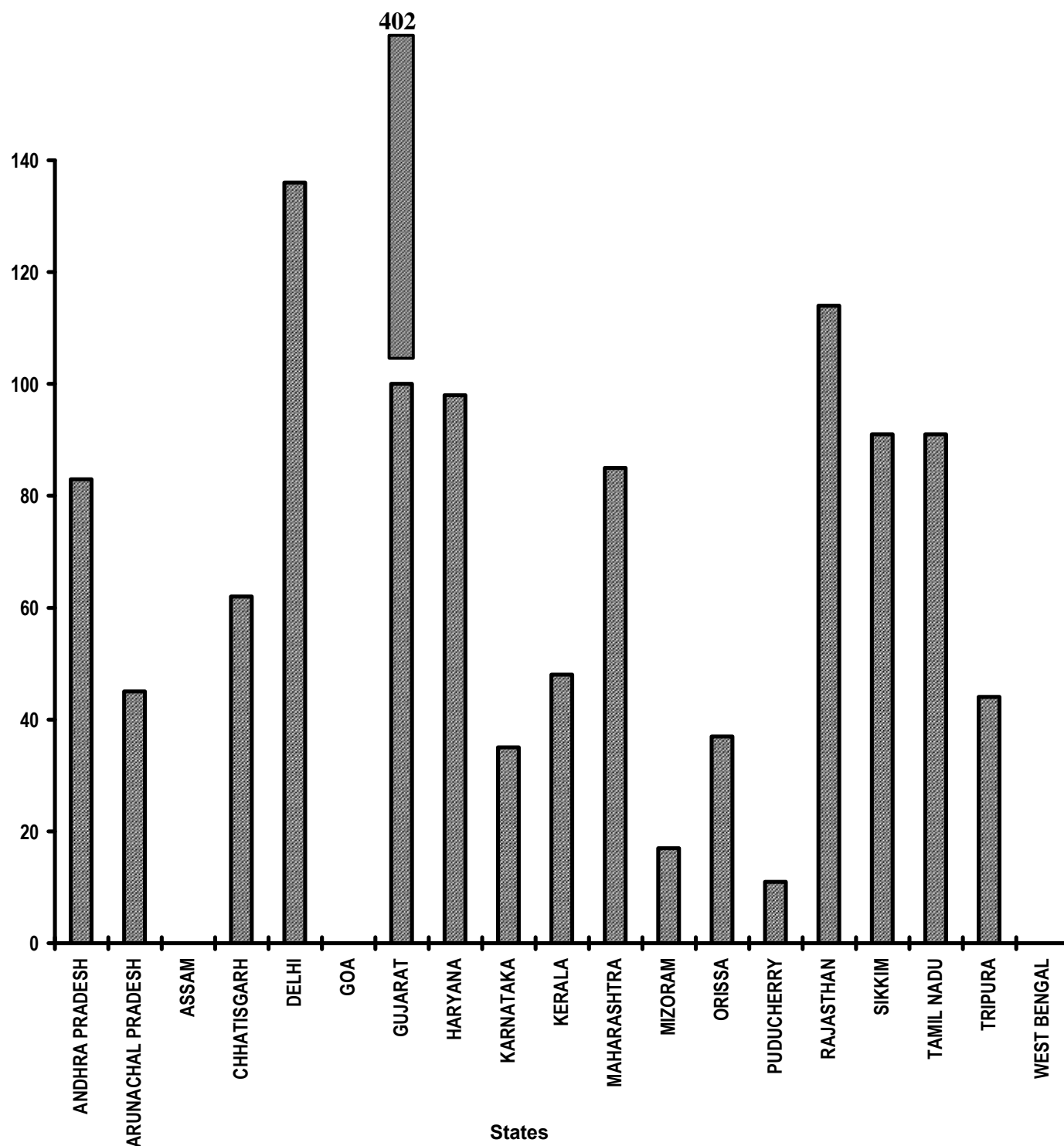


Table - 8

EWS/LIG Houses in Urban Areas
Houses constructed
(Unit: Number)

Sl. No.	State/UT Name	Target		Achievement April,2009-February,2010	Percent Achievement April,2009-February,2010
		2009-2010	April,2009-February,2010		
(1)	(2)	(3)	(4)	(5)	(5)/(4)
1	ANDHRA PRADESH	90,000	82,500	68,852	83
2	ARUNACHAL PRADESH	100	91	41	45
3	ASSAM	293	268	0	0
4	CHHATISGARH	10,000	9,166	5,720	62
5	DELHI	6,896	6,320	8,593	136
6	GOA	130	119	0	0
7	GUJARAT	10,000	9,166	36,882	402
8	HARYANA	701	641	631	98
9	KARNATAKA	10,000	9,163	3,200	35
10	KERALA	2,200	2,013	968	48
11	MAHARASHTRA	14,033	12,863	10,942	85
12	MIZORAM	1,512	1,386	240	17
13	ORISSA	208	190	71	37
14	PUDUCHERRY	233	209	24	11
15	RAJASTHAN	2,288	2,090	2,393	114
16	SIKKIM	25	22	20	91
17	TAMIL NADU	10,000	9,166	8,348	91
18	TRIPURA	456	418	186	44
19	WEST BENGAL	632	579	0	0
Grand Total		1,59,707	1,46,370	1,47,111	101

Very Good:(90% or above of targets)

DELHI, GUJARAT, HARYANA, RAJASTHAN, SIKKIM, TAMIL NADU

Good:(Between 80% to 90% targets)

ANDHRA PRADESH, MAHARASHTRA

Poor:(Below 80% of targets)

ARUNACHAL PRADESH, ASSAM, CHHATISGARH, GOA, KARNATAKA, KERALA, MIZORAM, ORISSA, PUDUCHERRY, TRIPURA, WEST BENGAL

Rural Areas - Accelerated Rural Water Supply Programme

Habitations covered (NC and PC)

**% Achievement of Target
During April, 2009-February, 2010**

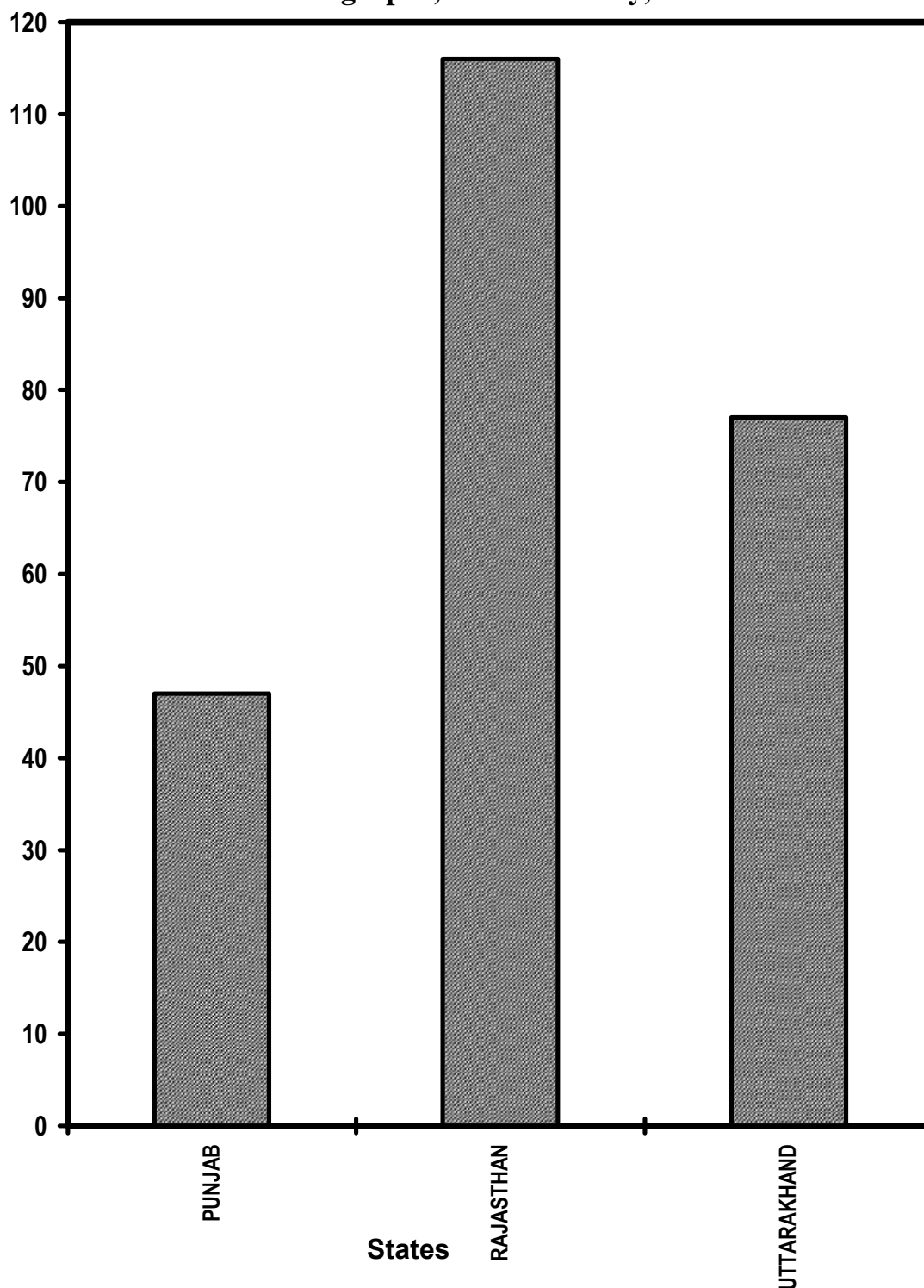


Table - 9(A)

Rural Areas - Accelerated Rural Water Supply Programme
Habitations covered (NC and PC)
(Unit: Number)

Sl. No.	State/UT Name	Target		Achievement	Percent
		2009-2010	April,2009-February,2010	April,2009-February,2010	Achievement April,2009-February,2010
(1)	(2)	(3)	(4)	(5)	(5)/(4)
1	PUNJAB	145	125	59	47
2	RAJASTHAN	406	351	406	116
3	UTTARAKHAND	35	30	23	77
<i>Grand Total</i>		586	506	488	96

Very Good:(90% or above of targets)

RAJASTHAN

Poor:(Below 80% of targets)

PUNJAB, UTTARAKHAND

Rural Areas - Accelerated Rural Water Supply Programme

Slipped back habitations and habitations with water quality problems addressed-ARWSP

% Achievement of Target
During April, 2009-February, 2010

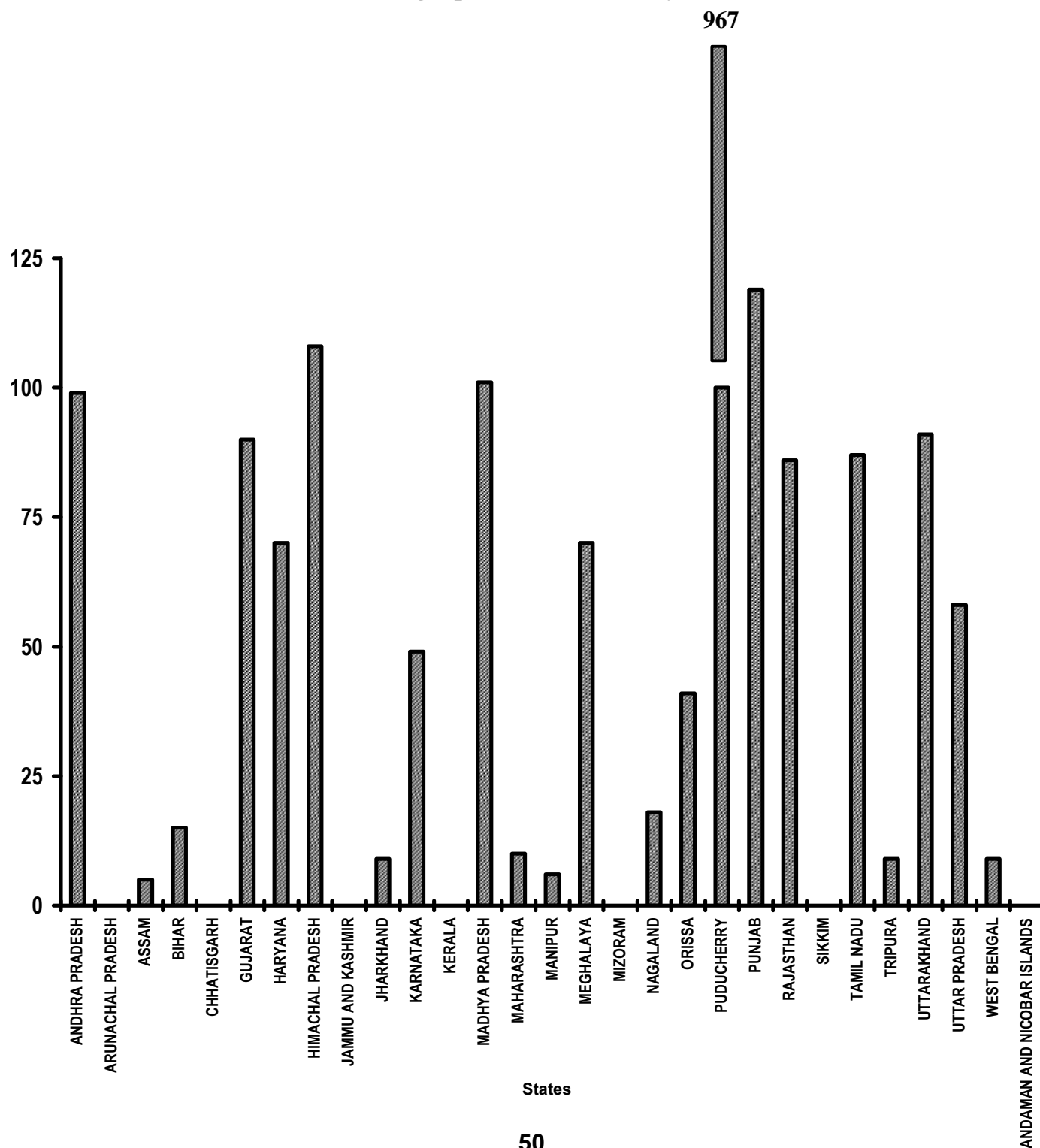


Table - 9(B)

Rural Areas - Accelerated Rural Water Supply Programme
Slipped back habitations and habitations with water quality problems addressed-ARWSP
(Unit: Number)

Sl. No.	State/UT Name	Target		Achievement April,2009-February,2010	Percent Achievement April,2009-February,2010
		2009-2010	April,2009-February,2010		
(1)	(2)	(3)	(4)	(5)	(5)/(4)
1	ANDHRA PRADESH	8,500	7,366	7,319	99
2	ARUNACHAL PRADESH	2,400	2,080	0	0
3	ASSAM	23,000	19,933	942	5
4	BIHAR	40,508	35,106	5,283	15
5	CHHATISGARH	3,551	3,077	0	0
6	GUJARAT	1,396	1,210	1,089	90
7	HARYANA	950	823	573	70
8	HIMACHAL PRADESH	5,000	4,333	4,669	108
9	JAMMU AND KASHMIR	4,700	4,073	0	0
10	JHARKHAND	1,552	1,345	123	9
11	KARNATAKA	13,000	11,266	5,482	49
12	KERALA	395	342	0	0
13	MADHYA PRADESH	4,500	3,900	3,933	101
14	MAHARASHTRA	8,605	7,457	743	10
15	MANIPUR	730	632	41	6
16	MEGHALAYA	500	433	305	70
17	MIZORAM	300	260	0	0
18	NAGALAND	200	173	31	18
19	ORISSA	3,452	2,991	1,227	41
20	PUDUCHERRY	4	3	29	967
21	PUNJAB	1,506	1,305	1,552	119
22	RAJASTHAN	10,523	9,120	7,850	86
23	SIKKIM	300	260	0	0
24	TAMIL NADU	7,000	6,066	5,278	87
25	TRIPURA	3,132	2,714	234	9
26	UTTARAKHAND	1,164	1,009	915	91
27	UTTAR PRADESH	2,000	1,733	1,006	58
28	WEST BENGAL	9,093	7,880	735	9
29	ANDAMAN AND NICOBAR ISLANDS	42	36	0	0
Grand Total		1,58,003	1,36,926	49,359	36

Very Good:(90% or above of targets)

ANDHRA PRADESH, GUJARAT, HIMACHAL PRADESH, MADHYA PRADESH, PUDUCHERRY, PUNJAB, UTTARAKHAND

Good:(Between 80% to 90% targets)

RAJASTHAN, TAMIL NADU

Poor:(Below 80% of targets)

ARUNACHAL PRADESH, ASSAM, BIHAR, CHHATISGARH, HARYANA, JAMMU AND KASHMIR, JHARKHAND, KARNATAKA, KERALA, MAHARASHTRA, MANIPUR, MEGHALAYA, MIZORAM, NAGALAND, ORISSA, SIKKIM, TRIPURA, UTTAR PRADESH, WEST BENGAL, ANDAMAN AND NICOBAR ISLANDS

Table - 10

**Sanitation Programme in Rural Areas
(Unit: Number)**

		Individual Household latrines constructed (Number) April,2009- February,2010
Sl. No.	State/UT Name	
(1)	(2)	(3)
1	ANDHRA PRADESH	5,82,905
2	ARUNACHAL PRADESH	14,819
3	ASSAM	3,69,977
4	BIHAR	5,99,665
5	CHHATISGARH	4,01,580
6	DELHI	0
7	GOA	0
8	GUJARAT	5,71,678
9	HARYANA	1,95,382
10	HIMACHAL PRADESH	2,36,360
11	JAMMU AND KASHMIR	18,397
12	JHARKHAND	2,96,070
13	KARNATAKA	10,33,620
14	KERALA	60,242
15	MADHYA PRADESH	12,51,600
16	MAHARASHTRA	8,74,811
17	MANIPUR	13,285
18	MEGHALAYA	37,382
19	MIZORAM	7,616
20	NAGALAND	25,993
21	ORISSA	4,86,272
22	PUDUCHERRY	208
23	PUNJAB	2,26,611
24	RAJASTHAN	5,93,147
25	SIKKIM	0
26	TAMIL NADU	5,24,458
27	TRIPURA	20,938
28	UTTARAKHAND	95,354
29	UTTAR PRADESH	21,23,591
30	WEST BENGAL	4,33,802
31	ANDAMAN AND NICOBAR ISLANDS	0
32	CHANDIGARH	0
33	DADRA AND NAGAR HAVELI	0
34	DAMAN AND DIU	0
35	LAKSHADWEEP	0
Grand Total		1,10,95,763

Table - 11

Institutional Delivery
(Unit: Number)

		Delivery in institutions (Number) April,2009- February,2010
Sl. No.	State/UT Name	
(1)	(2)	(3)
1	ANDHRA PRADESH	13,36,575
2	ARUNACHAL PRADESH	3,243
3	ASSAM	2,79,791
4	BIHAR	3,77,856
5	CHHATISGARH	2,04,539
6	DELHI	1,60,670
7	GOA	18,125
8	GUJARAT	8,27,296
9	HARYANA	17,96,591
10	HIMACHAL PRADESH	49,772
11	JAMMU AND KASHMIR	1,34,305
12	JHARKHAND	2,27,625
13	KARNATAKA	8,16,561
14	KERALA	4,03,229
15	MADHYA PRADESH	11,89,439
16	MAHARASHTRA	10,36,600
17	MANIPUR	20,347
18	MEGHALAYA	24,699
19	MIZORAM	0
20	NAGALAND	1,521
21	ORISSA	4,70,415
22	PUDUCHERRY	45,967
23	PUNJAB	2,28,239
24	RAJASTHAN	10,75,347
25	SIKKIM	5,821
26	TAMIL NADU	9,95,044
27	TRIPURA	33,259
28	UTTARAKHAND	81,616
29	UTTAR PRADESH	22,03,777
30	WEST BENGAL	0
31	ANDAMAN AND NICOBAR ISLANDS	4,571
32	CHANDIGARH	17,562
33	DADRA AND NAGAR HAVELI	2,575
34	DAMAN AND DIU	2,268
35	LAKSHADWEEP	492
Grand Total		1,40,75,737

SC Families Assisted

% Achievement of Target

During April, 2009-February, 2010

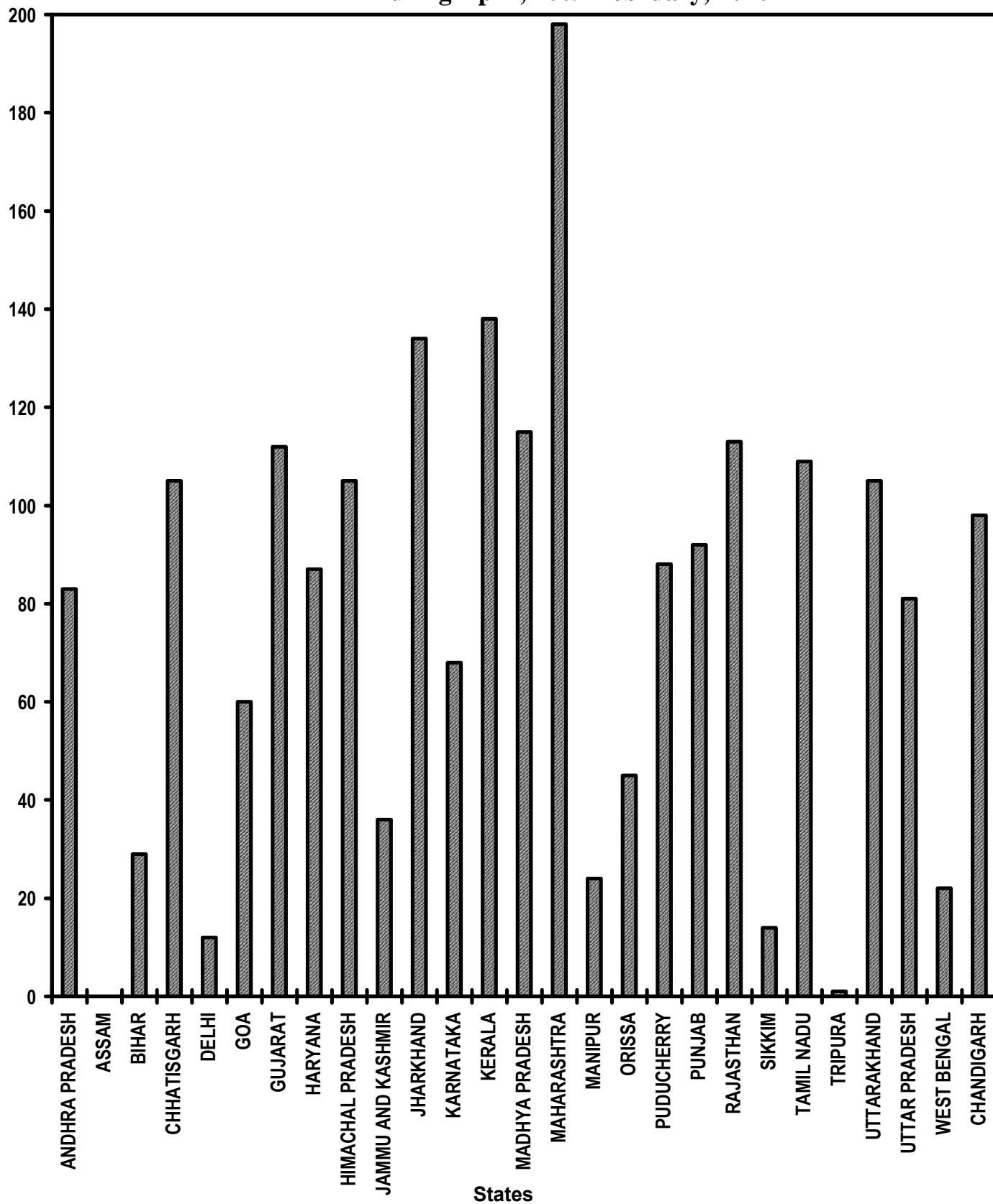


Table - 12

SC Families Assisted
(Unit: Number)

Sl. No.	State/UT Name	Target *		Achievement April,2009-February,2010	Percent Achievement April,2009-February,2010
		2009-2010	April,2009-February,2010		
(1)	(2)	(3)	(4)	(5)	(5)/(4)
1	ANDHRA PRADESH	4,50,000	4,12,500	3,41,324	83
2	ASSAM	44,000	40,326	0	0
3	BIHAR	2,55,000	2,33,750	66,919	29
4	CHHATISGARH	3,75,000	3,43,750	3,59,686	105
5	DELHI	5,000	4,576	570	12
6	GOA	550	495	298	60
7	GUJARAT	1,40,000	1,28,326	1,43,354	112
8	HARYANA	88,500	81,125	70,851	87
9	HIMACHAL PRADESH	58,000	53,166	56,086	105
10	JAMMU AND KASHMIR	1,100	1,001	362	36
11	JHARKHAND	5,50,000	5,04,163	6,75,701	134
12	KARNATAKA	5,00,000	4,58,326	3,10,290	68
13	KERALA	33,000	30,250	41,844	138
14	MADHYA PRADESH	2,43,000	2,22,750	2,55,057	115
15	MAHARASHTRA	1,54,000	1,41,163	2,79,193	198
16	MANIPUR	550	495	119	24
17	ORISSA	72,600	66,550	29,832	45
18	PUDUCHERRY	5,000	4,576	4,041	88
19	PUNJAB	88,000	80,663	73,938	92
20	RAJASTHAN	4,12,000	3,77,663	4,27,110	113
21	SIKKIM	2,200	2,013	280	14
22	TAMIL NADU	9,00,000	8,25,000	8,98,554	109
23	TRIPURA	22,000	20,163	134	1
24	UTTARAKHAND	7,000	6,413	6,755	105
25	UTTAR PRADESH	2,57,000	2,35,576	1,90,957	81
26	WEST BENGAL	1,10,000	1,00,826	22,643	22
27	CHANDIGARH	700	638	624	98
Grand Total		47,74,200	43,76,243	42,56,522	97

Very Good:(90% or above of targets)

CHHATISGARH, GUJARAT, HIMACHAL PRADESH, JHARKHAND, KERALA, MADHYA PRADESH, MAHARASHTRA, PUNJAB, RAJASTHAN, TAMIL NADU, UTTARAKHAND, CHANDIGARH

Good:(Between 80% to 90% targets)

ANDHRA PRADESH, HARYANA, PUDUCHERRY, UTTAR PRADESH

Poor:(Below 80% of targets)

ASSAM, BIHAR, DELHI, GOA, JAMMU AND KASHMIR, KARNATAKA, MANIPUR, ORISSA, SIKKIM, TRIPURA, WEST BENGAL

* Targets have not been received from the Ministry of Social Justice & Empowerment for the last two years i.e. for 2008-09 & 2009-10 so the target for the year 2007-08 has been repeated.

Universalization of ICDS Scheme

ICDS Blocks Operational (Cumulative)

% Achievement of Target
During April, 2009-February, 2010

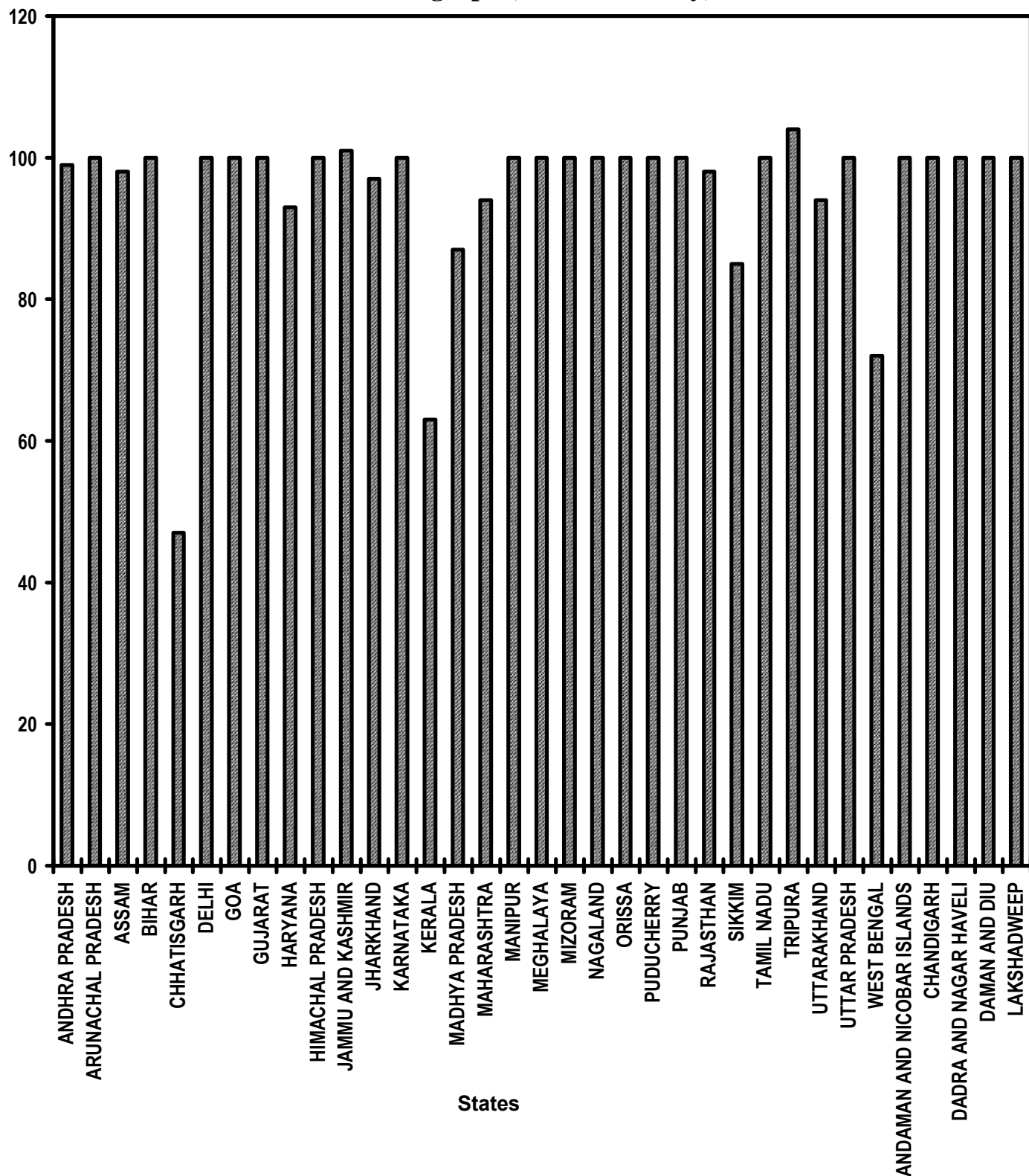


Table - 13

Universalization of ICDS Scheme
ICDS Blocks Operational (Cumulative)
(Unit: Number)

Sl. No.	State/UT Name	Target		Achievement April,2009-February,2010	Percent Achievement April,2009-February,2010
		2009-2010	April,2009-February,2010		
(1)	(2)	(3)	(4)	(5)	(5)/(4)
1	ANDHRA PRADESH	387	387	385	99
2	ARUNACHAL PRADESH	93	93	93	100
3	ASSAM	228	227	223	98
4	BIHAR	545	545	544	100
5	CHHATISGARH	343	343	162	47
6	DELHI	55	55	55	100
7	GOA	11	11	11	100
8	GUJARAT	336	336	336	100
9	HARYANA	148	148	137	93
10	HIMACHAL PRADESH	76	76	76	100
11	JAMMU AND KASHMIR	140	140	141	101
12	JHARKHAND	204	204	198	97
13	KARNATAKA	185	185	185	100
14	KERALA	258	258	163	63
15	MADHYA PRADESH	453	453	395	87
16	MAHARASHTRA	553	553	519	94
17	MANIPUR	42	42	42	100
18	MEGHALAYA	41	41	41	100
19	MIZORAM	27	27	27	100
20	NAGALAND	59	59	59	100
21	ORISSA	326	326	326	100
22	PUDUCHERRY	5	5	5	100
23	PUNJAB	154	154	154	100
24	RAJASTHAN	304	304	297	98
25	SIKKIM	13	13	11	85
26	TAMIL NADU	434	434	434	100
27	TRIPURA	54	54	56	104
28	UTTARAKHAND	105	105	99	94
29	UTTAR PRADESH	897	897	898	100
30	WEST BENGAL	576	576	414	72
31	ANDAMAN AND NICOBAR ISLANDS	5	5	5	100
32	CHANDIGARH	3	3	3	100
33	DADRA AND NAGAR HAVELI	2	2	2	100
34	DAMAN AND DIU	2	2	2	100
35	LAKSHADWEEP	9	9	9	100
Grand Total		7,073	7,072	6,507	92

Very Good:(90% or above of targets)

ANDHRA PRADESH, ARUNACHAL PRADESH, ASSAM, BIHAR, DELHI, GOA, GUJARAT, HARYANA, HIMACHAL PRADESH, JAMMU AND KASHMIR, JHARKHAND, KARNATAKA, MAHARASHTRA, MANIPUR, MEGHALAYA, MIZORAM, NAGALAND, ORISSA, PUDUCHERRY, PUNJAB, RAJASTHAN, TAMIL NADU, TRIPURA, UTTARAKHAND, UTTAR PRADESH, ANDAMAN AND NICOBAR ISLANDS, CHANDIGARH, DADRA AND NAGAR HAVELI, DAMAN AND DIU, LAKSHADWEEP

Good:(Between 80% to 90% targets)

MADHYA PRADESH, SIKKIM

Poor:(Below 80% of targets)

CHHATISGARH, KERALA, WEST BENGAL

Functional Anganwadis (Cumulative) % Achievement of Target During April, 2009-February, 2010

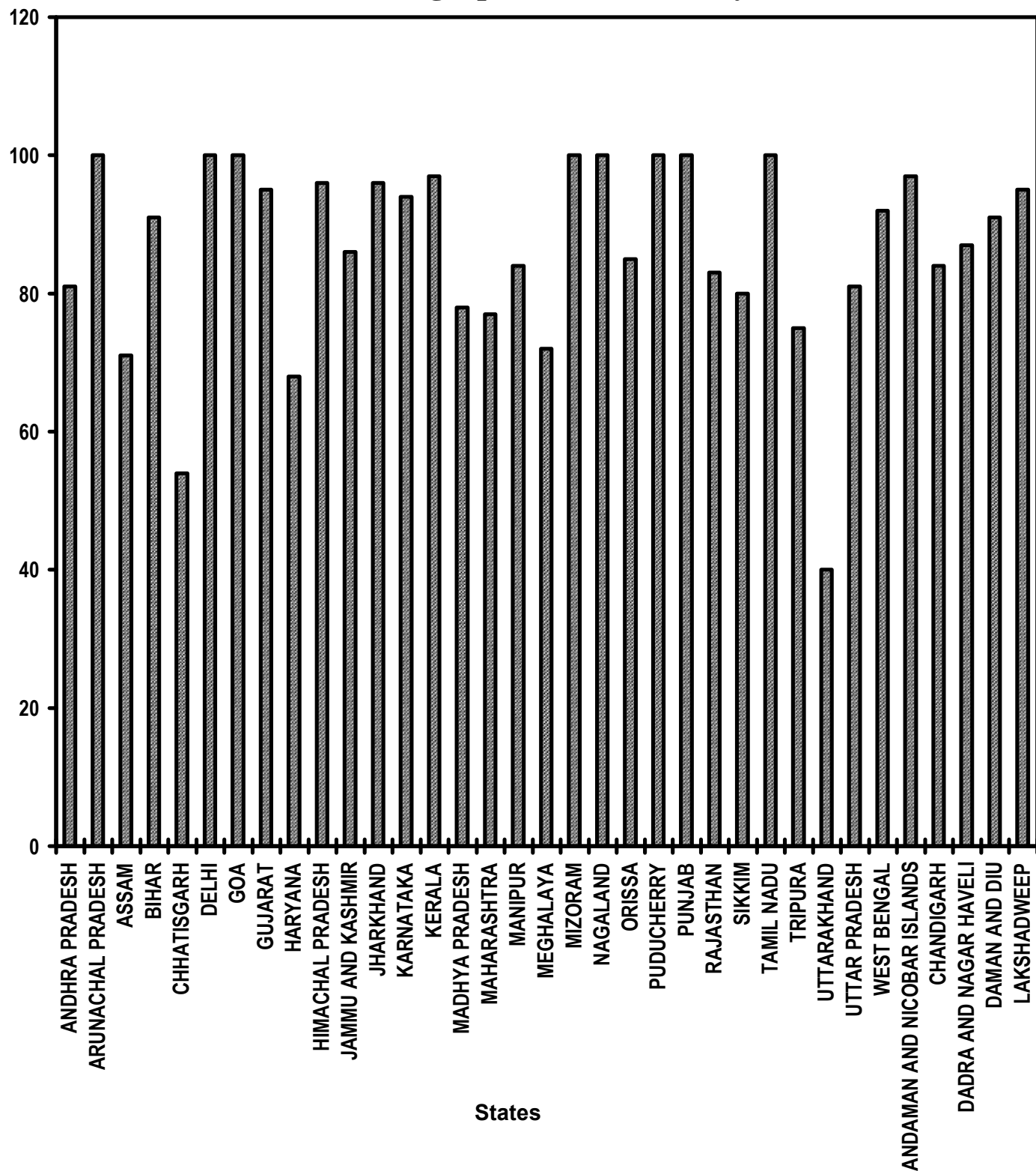


Table - 14

Functional Anganwadis
Anganwadis Functional (Cumulative)
(Unit: Number)

Sl. No.	State/UT Name	Target		Achievement April,2009-February,2010	Percent Achievement April,2009-February,2010
		2009-2010	April,2009-February,2010		
(1)	(2)	(3)	(4)	(5)	(5)/(4)
1	ANDHRA PRADESH	91,307	91,307	73,944	81
2	ARUNACHAL PRADESH	6,028	6,028	6,028	100
3	ASSAM	59,695	52,157	37,082	71
4	BIHAR	91,968	88,341	80,211	91
5	CHHATISGARH	64,390	64,390	34,481	54
6	DELHI	6,606	6,606	6,606	100
7	GOA	1,212	1,212	1,209	100
8	GUJARAT	48,617	48,617	46,029	95
9	HARYANA	25,699	25,699	17,444	68
10	HIMACHAL PRADESH	18,925	18,925	18,248	96
11	JAMMU AND KASHMIR	28,577	27,545	23,725	86
12	JHARKHAND	38,186	38,186	36,689	96
13	KARNATAKA	63,377	63,377	59,633	94
14	KERALA	33,115	33,115	32,221	97
15	MADHYA PRADESH	90,999	90,999	70,864	78
16	MAHARASHTRA	1,10,486	1,10,486	85,606	77
17	MANIPUR	11,510	11,510	9,654	84
18	MEGHALAYA	5,115	5,115	3,696	72
19	MIZORAM	1,980	1,980	1,980	100
20	NAGALAND	3,455	3,455	3,455	100
21	ORISSA	71,134	71,134	60,173	85
22	PUDUCHERRY	788	788	788	100
23	PUNJAB	26,656	26,656	26,656	100
24	RAJASTHAN	61,119	61,119	50,923	83
25	SIKKIM	1,233	1,233	986	80
26	TAMIL NADU	54,439	54,439	54,439	100
27	TRIPURA	9,878	9,878	7,379	75
28	UTTARAKHAND	23,159	23,159	9,175	40
29	UTTAR PRADESH	1,87,517	1,87,517	1,51,247	81
30	WEST BENGAL	1,17,170	1,17,170	1,07,690	92
31	ANDAMAN AND NICOBAR ISLANDS	720	720	696	97
32	CHANDIGARH	500	500	420	84
33	DADRA AND NAGAR HAVELI	253	253	219	87
34	DAMAN AND DIU	107	107	97	91
35	LAKSHADWEEP	107	107	102	95
Grand Total		13,56,027	13,43,830	11,19,795	83

Very Good:(90% or above of targets)

ARUNACHAL PRADESH, BIHAR, DELHI, GOA, GUJARAT, HIMACHAL PRADESH, JHARKHAND, KARNATAKA, KERALA, MIZORAM, NAGALAND, PUDUCHERRY, PUNJAB, TAMIL NADU, WEST BENGAL, ANDAMAN AND NICOBAR ISLANDS, DAMAN AND DIU, LAKSHADWEEP

Good:(Between 80% to 90% targets)

ANDHRA PRADESH, JAMMU AND KASHMIR, MANIPUR, ORISSA, RAJASTHAN, SIKKIM, UTTAR PRADESH, CHANDIGARH, DADRA AND NAGAR HAVELI

Poor:(Below 80% of targets)

ASSAM, CHHATISGARH, HARYANA, MADHYA PRADESH, MAHARASHTRA, MEGHALAYA, TRIPURA, UTTARAKHAND

No. of Urban poor families assisted under Seven Point Charter

Poor Families Assisted

% Achievement of Target

During April, 2009-February, 2010

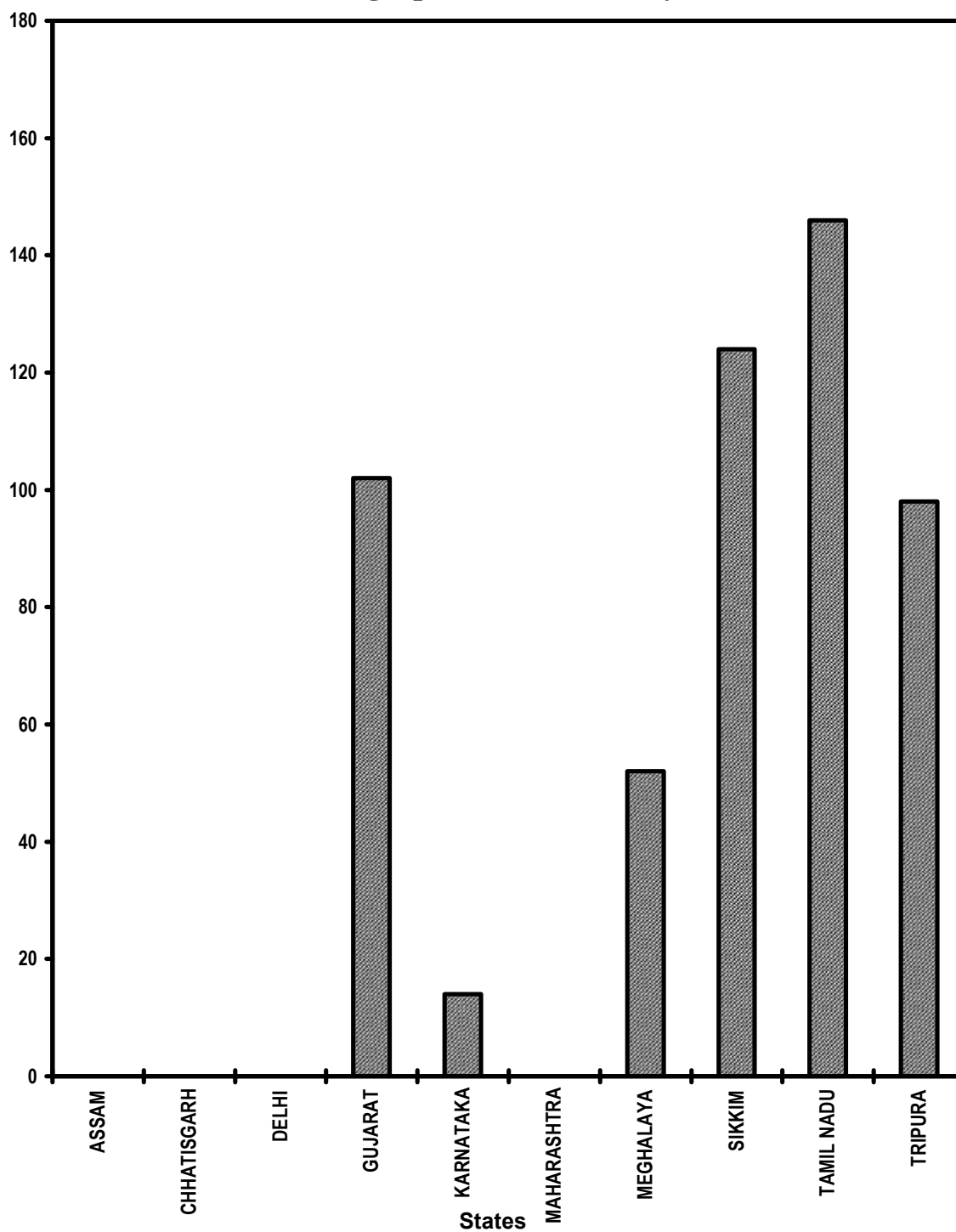


Table - 15

No. of Urban poor families assisted under Seven Point Charter
Poor Families Assisted
(Unit: Number)

Sl. No.	State/UT Name	Target		Achievement April,2009-February,2010	Percent Achievement April,2009-February,2010
		2009-2010	April,2009-February,2010		
(1)	(2)	(3)	(4)	(5)	(5)/(4)
1	ASSAM	250	220	0	0
2	CHHATISGARH	25,000	22,916	0	0
3	DELHI	2,000	1,831	4	0
4	GUJARAT	1,00,000	91,666	93,110	102
5	KARNATAKA	31,594	28,963	4,123	14
6	MAHARASHTRA	50,037	45,867	0	0
7	MEGHALAYA	1,250	1,145	599	52
8	SIKKIM	1,200	1,100	1,364	124
9	TAMIL NADU	20,000	18,326	26,742	146
10	TRIPURA	2,380	2,181	2,129	98
Grand Total		2,33,711	2,14,215	1,28,071	60

Very Good:(90% or above of targets)

GUJARAT, SIKKIM, TAMIL NADU, TRIPURA

Poor:(Below 80% of targets)

ASSAM, CHHATISGARH, DELHI, KARNATAKA, MAHARASHTRA, MEGHALAYA

Afforestation (Public and Forest Lands)

Area Covered under Plantation

% Achievement of Target

During April, 2009-February, 2010

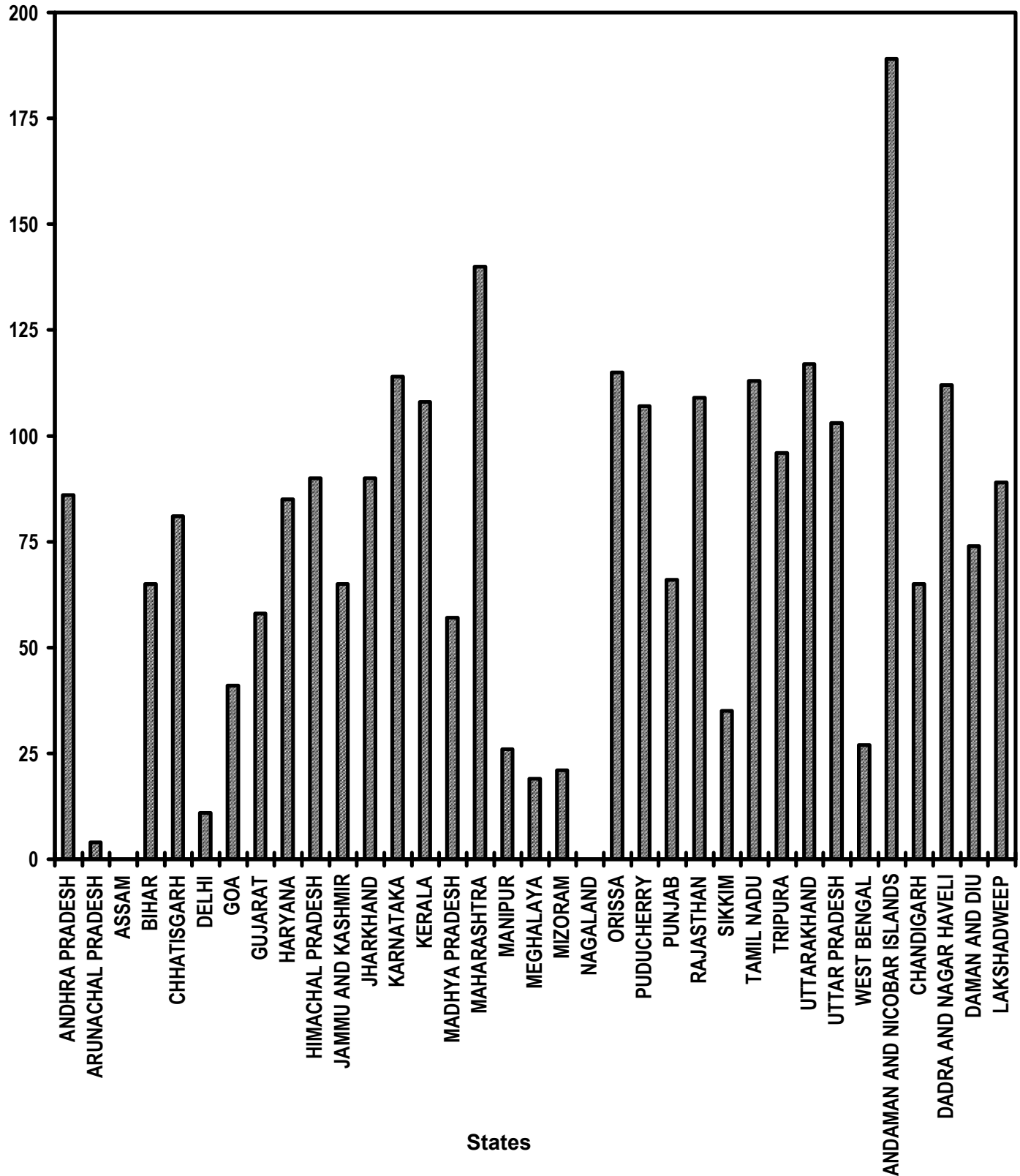


Table - 16(A)

Afforestation (Public and Forest Lands)
Area Covered under Plantation
(Unit: Hectares)

Sl. No.	State/UT Name	Target		Achievement April,2009-February,2010	Percent Achievement April,2009-February,2010
		2009-2010	April,2009-February,2010		
(1)	(2)	(3)	(4)	(5)	(5)/(4)
1	ANDHRA PRADESH	3,00,000	2,75,000	2,36,586	86
2	ARUNACHAL PRADESH	10,000	9,163	321	4
3	ASSAM	18,000	16,500	0	0
4	BIHAR	30,000	27,500	17,754	65
5	CHHATISGARH	75,000	68,750	55,512	81
6	DELHI	900	825	91	11
7	GOA	1,000	913	371	41
8	GUJARAT	2,00,000	1,83,333	1,05,696	58
9	HARYANA	30,000	27,500	23,440	85
10	HIMACHAL PRADESH	22,000	20,166	18,169	90
11	JAMMU AND KASHMIR	30,000	27,500	18,008	65
12	JHARKHAND	35,000	32,083	28,874	90
13	KARNATAKA	80,000	73,333	83,506	114
14	KERALA	10,000	9,166	9,941	108
15	MADHYA PRADESH	2,60,000	2,38,333	1,35,141	57
16	MAHARASHTRA	1,50,000	1,37,500	1,93,106	140
17	MANIPUR	10,000	9,166	2,428	26
18	MEGHALAYA	6,500	5,958	1,105	19
19	MIZORAM	10,000	9,166	1,883	21
20	NAGALAND	10,000	9,166	0	0
21	ORISSA	1,20,000	1,10,000	1,26,565	115
22	PUDUCHERRY	50	45	48	107
23	PUNJAB	18,000	16,500	10,949	66
24	RAJASTHAN	1,00,000	91,666	99,710	109
25	SIKKIM	25,000	22,916	8,007	35
26	TAMIL NADU	60,000	55,000	61,989	113
27	TRIPURA	15,000	13,750	13,228	96
28	UTTARAKHAND	25,000	22,916	26,700	117
29	UTTAR PRADESH	1,00,000	91,666	94,714	103
30	WEST BENGAL	60,000	55,000	14,803	27
31	ANDAMAN AND NICOBAR ISLANDS	1,000	916	1,731	189
32	CHANDIGARH	300	275	180	65
33	DADRA AND NAGAR HAVELI	200	183	205	112
34	DAMAN AND DIU	30	27	20	74
35	LAKSHADWEEP	20	18	16	89
Grand Total		18,13,000	16,61,899	13,90,797	84

Very Good:(90% or above of targets)

HIMACHAL PRADESH, JHARKHAND, KARNATAKA, KERALA, MAHARASHTRA, ORISSA, PUDUCHERRY, RAJASTHAN, TAMIL NADU, TRIPURA, UTTARAKHAND, UTTAR PRADESH, ANDAMAN AND NICOBAR ISLANDS, DADRA AND NAGAR HAVELI

Good:(Between 80% to 90% targets)

ANDHRA PRADESH, CHHATISGARH, HARYANA, LAKSHADWEEP

Poor:(Below 80% of targets)

ARUNACHAL PRADESH, ASSAM, BIHAR, DELHI, GOA, GUJARAT, JAMMU AND KASHMIR, MADHYA PRADESH, MANIPUR, MEGHALAYA, MIZORAM, NAGALAND, PUNJAB, SIKKIM, WEST BENGAL, CHANDIGARH, DAMAN AND DIU

Afforestation (Public and Forest Lands)

Seedlings planted

% Achievement of Target
During April, 2009-February, 2010

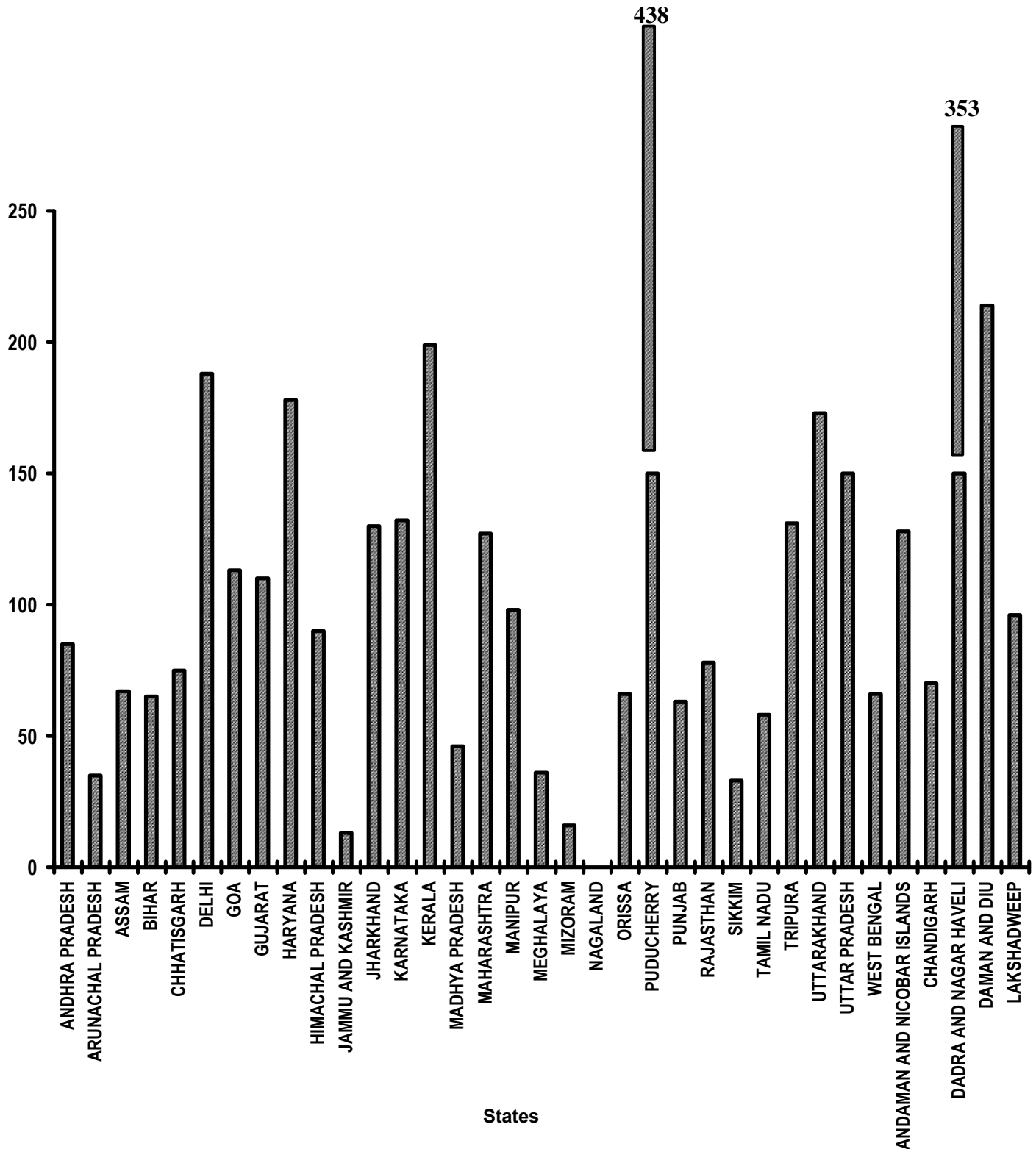


Table - 16(B)

Afforestation (Public and Forest Lands)
Seedlings planted
(Unit: Number)

Sl. No.	State/UT Name	Target		Achievement April,2009-February,2010	Percent Achievement April,2009-February,2010
		2009-2010	April,2009-February,2010		
(1)	(2)	(3)	(4)	(5)	(5)/(4)
1	ANDHRA PRADESH	19,50,00,000	17,87,50,000	15,21,00,000	85
2	ARUNACHAL PRADESH	65,00,000	59,58,333	20,67,650	35
3	ASSAM	1,17,00,000	1,07,25,000	72,00,000	67
4	BIHAR	1,95,00,000	1,78,75,000	1,15,40,000	65
5	CHHATISGARH	4,87,50,000	4,46,87,500	3,37,39,000	75
6	DELHI	5,85,000	5,36,250	10,08,000	188
7	GOA	6,50,000	5,95,833	6,74,000	113
8	GUJARAT	13,00,00,000	11,91,66,666	13,09,84,000	110
9	HARYANA	1,95,00,000	1,78,75,000	3,17,29,000	178
10	HIMACHAL PRADESH	1,43,00,000	1,31,08,333	1,18,10,000	90
11	JAMMU AND KASHMIR	1,95,00,000	1,78,75,000	22,78,000	13
12	JHARKHAND	2,27,50,000	2,08,54,166	2,71,79,504	130
13	KARNATAKA	5,20,00,000	4,76,66,666	6,31,38,000	132
14	KERALA	65,00,000	59,58,333	1,18,72,080	199
15	MADHYA PRADESH	16,90,00,000	15,49,16,666	7,06,41,000	46
16	MAHARASHTRA	9,75,00,000	8,93,75,000	11,39,06,400	127
17	MANIPUR	65,00,000	59,58,333	58,38,500	98
18	MEGHALAYA	42,25,000	38,72,916	14,11,473	36
19	MIZORAM	65,00,000	59,58,333	9,54,079	16
20	NAGALAND	65,00,000	59,58,333	0	0
21	ORISSA	7,80,00,000	7,15,00,000	4,71,02,000	66
22	PUDUCHERRY	33,000	30,250	1,32,646	438
23	PUNJAB	1,17,00,000	1,07,25,000	67,55,000	63
24	RAJASTHAN	6,50,00,000	5,95,83,333	4,64,23,000	78
25	SIKKIM	1,62,50,000	1,48,95,833	48,61,000	33
26	TAMIL NADU	3,90,00,000	3,57,50,000	2,06,46,088	58
27	TRIPURA	97,50,000	89,37,500	1,16,83,100	131
28	UTTARAKHAND	1,62,50,000	1,48,95,833	2,57,84,000	173
29	UTTAR PRADESH	6,50,00,000	5,95,83,333	8,93,67,558	150
30	WEST BENGAL	3,90,00,000	3,57,50,000	2,36,85,000	66
31	ANDAMAN AND NICOBAR ISLANDS	6,50,000	5,95,833	7,63,907	128
32	CHANDIGARH	1,95,000	1,78,750	1,24,600	70
33	DADRA AND NAGAR HAVELI	1,30,000	1,19,166	4,21,000	353
34	DAMAN AND DIU	20,000	18,333	39,200	214
35	LAKSHADWEEP	13,000	11,916	11,385	96
Grand Total		1,17,84,51,000	1,08,02,46,741	95,78,70,170	89

Very Good:(90% or above of targets)

DELHI, GOA, GUJARAT, HARYANA, HIMACHAL PRADESH, JHARKHAND, KARNATAKA, KERALA, MAHARASHTRA, MANIPUR, PUDUCHERRY, TRIPURA, UTTARAKHAND, UTTAR PRADESH, ANDAMAN AND NICOBAR ISLANDS, DADRA AND NAGAR HAVELI, DAMAN AND DIU, LAKSHADWEEP

Good:(Between 80% to 90% targets)

ANDHRA PRADESH

Poor:(Below 80% of targets)

ARUNACHAL PRADESH, ASSAM, BIHAR, CHHATISGARH, JAMMU AND KASHMIR, MADHYA PRADESH, MEGHALAYA, MIZORAM, NAGALAND, ORISSA, PUNJAB, RAJASTHAN, SIKKIM, TAMIL NADU, WEST BENGAL, CHANDIGARH

Rural Roads - PMGSY

Length of Road Constructed

% Achievement of Target

During April, 2009-February, 2010

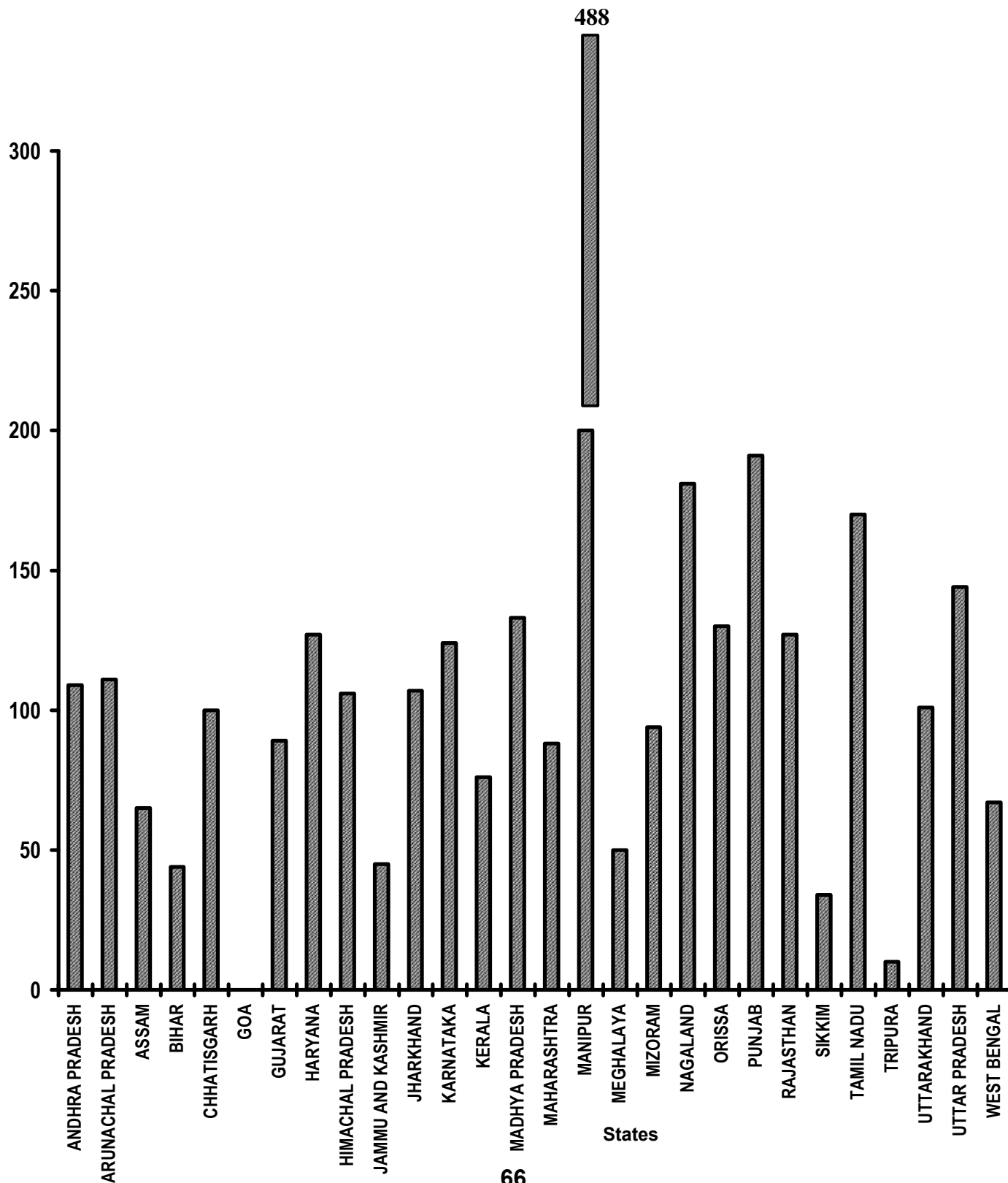


Table - 17

Rural Roads - PMGSY
Length of Road Constructed
(Unit: Kilometer)

Sl. No.	State/UT Name	Target		Achievement April,2009- February,2010	Percent Achievement April,2009- February,2010
		2009-2010	April,2009- February,2010		
(1)	(2)	(3)	(4)	(5)	(5)/(4)
1	ANDHRA PRADESH	2,980	2,438	2,667	109
2	ARUNACHAL PRADESH	500	409	452	111
3	ASSAM	2,585	2,115	1,370	65
4	BIHAR	5,200	4,254	1,863	44
5	CHHATISGARH	3,500	2,864	2,861	100
6	GOA	-	-	0	-
7	GUJARAT	1,500	1,228	1,096	89
8	HARYANA	700	573	730	127
9	HIMACHAL PRADESH	1,500	1,227	1,299	106
10	JAMMU AND KASHMIR	1,450	1,186	537	45
11	JHARKHAND	1,950	1,595	1,710	107
12	KARNATAKA	2,600	2,127	2,642	124
13	KERALA	300	245	186	76
14	MADHYA PRADESH	8,000	6,546	8,684	133
15	MAHARASHTRA	2,950	2,413	2,130	88
16	MANIPUR	200	163	796 *	488
17	MEGHALAYA	100	82	41	50
18	MIZORAM	200	164	154	94
19	NAGALAND	150	123	223	181
20	ORISSA	2,980	2,438	3,179	130
21	PUNJAB	365	298	570	191
22	RAJASTHAN	3,750	3,069	3,897	127
23	SIKKIM	300	246	84	34
24	TAMIL NADU	1,170	957	1,629	170
25	TRIPURA	800	654	67	10
26	UTTARAKHAND	700	573	580	101
27	UTTAR PRADESH	6,850	5,604	8,045	144
28	WEST BENGAL	1,720	1,407	942	67
Grand Total		55,000	44,998	48,434	108

Very Good:(90% or above of targets)

ANDHRA PRADESH, ARUNACHAL PRADESH, CHHATISGARH, HARYANA, HIMACHAL PRADESH, JHARKHAND, KARNATAKA, MADHYA PRADESH, MANIPUR, MIZORAM, NAGALAND, ORISSA, PUNJAB, RAJASTHAN, TAMIL NADU, UTTARAKHAND, UTTAR PRADESH

Good:(Between 80% to 90% targets)

GUJARAT, MAHARASHTRA

Poor:(Below 80% of targets)

ASSAM, BIHAR, JAMMU AND KASHMIR, KERALA, MEGHALAYA, SIKKIM, TRIPURA, WEST BENGAL

* Ministry of Rural Development

Rajiv Gandhi Grameen Vidyutikaran Yojana

Villages electrified
% Achievement of Target
During April, 2009-February, 2010

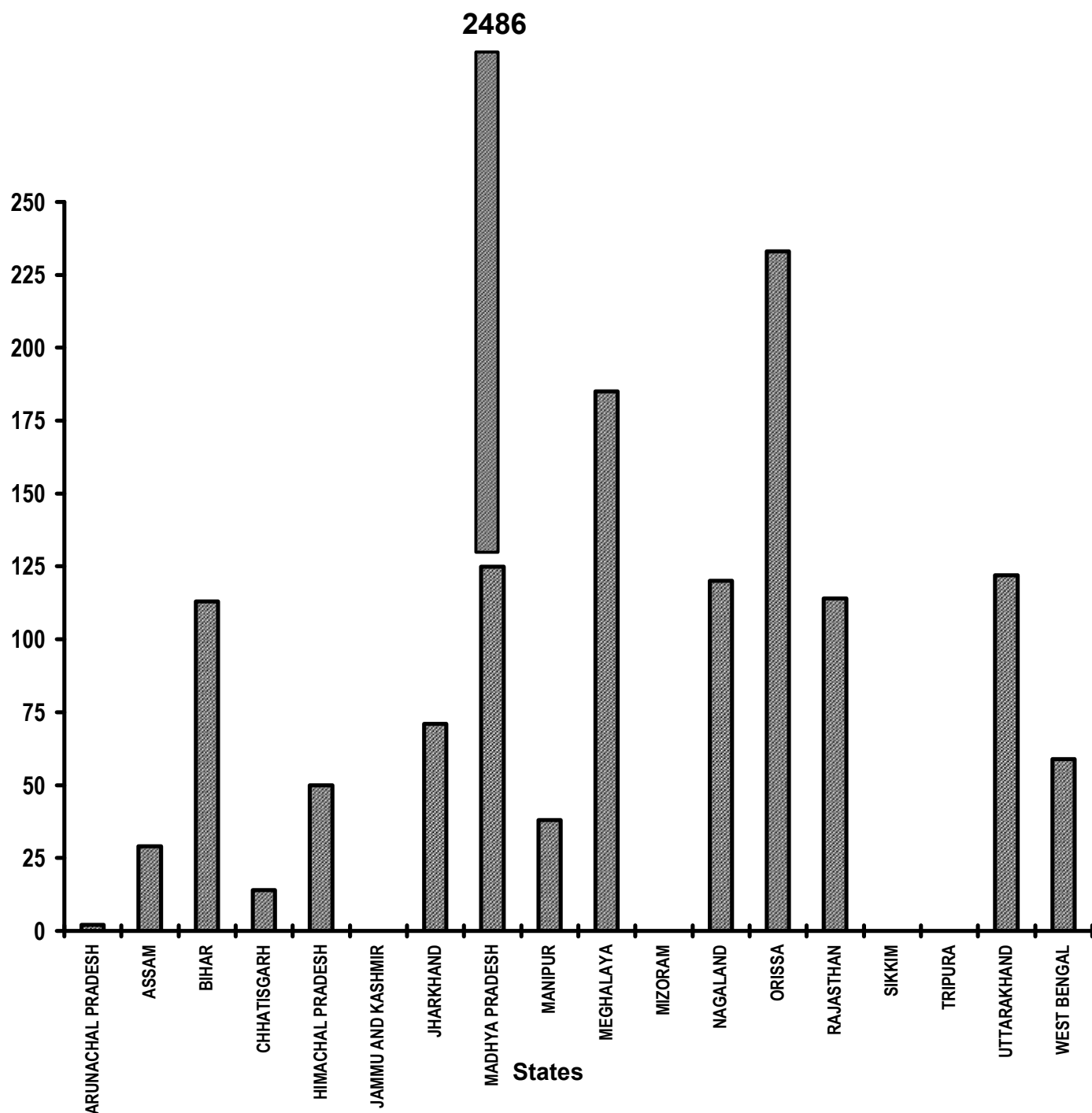


Table - 18

Rajiv Gandhi Grameen Vidyutikaran Yojana
Villages electrified
(Unit: Number)

Sl. No.	State/UT Name	Target		Achievement April,2009-February,2010	Percent Achievement April,2009-February,2010
		2009-2010	April,2009-February,2010		
(1)	(2)	(3)	(4)	(5)	(5)/(4)
1	ARUNACHAL PRADESH	300	275	6	2
2	ASSAM	1,117	1,023	293	29
3	BIHAR	2,748	2,519	2,840	113
4	CHHATISGARH	85	77	11	14
5	HIMACHAL PRADESH	3	2	1	50
6	JAMMU AND KASHMIR	38	34	0	0
7	JHARKHAND	8,250	7,562	5,397	71
8	MADHYA PRADESH	45	42	1,044	2,486
9	MANIPUR	150	137	52	38
10	MEGHALAYA	30	27	50	185
11	MIZORAM	60	55	0	0
12	NAGALAND	10	10	12	120
13	ORISSA	5,178	4,746	11,056	233
14	RAJASTHAN	611	560	641	114
15	SIKKIM	8	8	0	0
16	TRIPURA	31	28	0	0
17	UTTARAKHAND	50	45	55	122
18	WEST BENGAL	286	262	155	59
Grand Total		19,000	17,412	21,613	124

Very Good:(90% or above of targets)

BIHAR, MADHYA PRADESH, MEGHALAYA, NAGALAND, ORISSA, RAJASTHAN, UTTARAKHAND

Poor:(Below 80% of targets)

ARUNACHAL PRADESH, ASSAM, CHHATISGARH, HIMACHAL PRADESH, JAMMU AND KASHMIR, JHARKHAND, MANIPUR, MIZORAM, SIKKIM, TRIPURA, WEST BENGAL

Energising Pump sets

Pumps sets energized

% Achievement of Target
During April, 2009-February, 2010

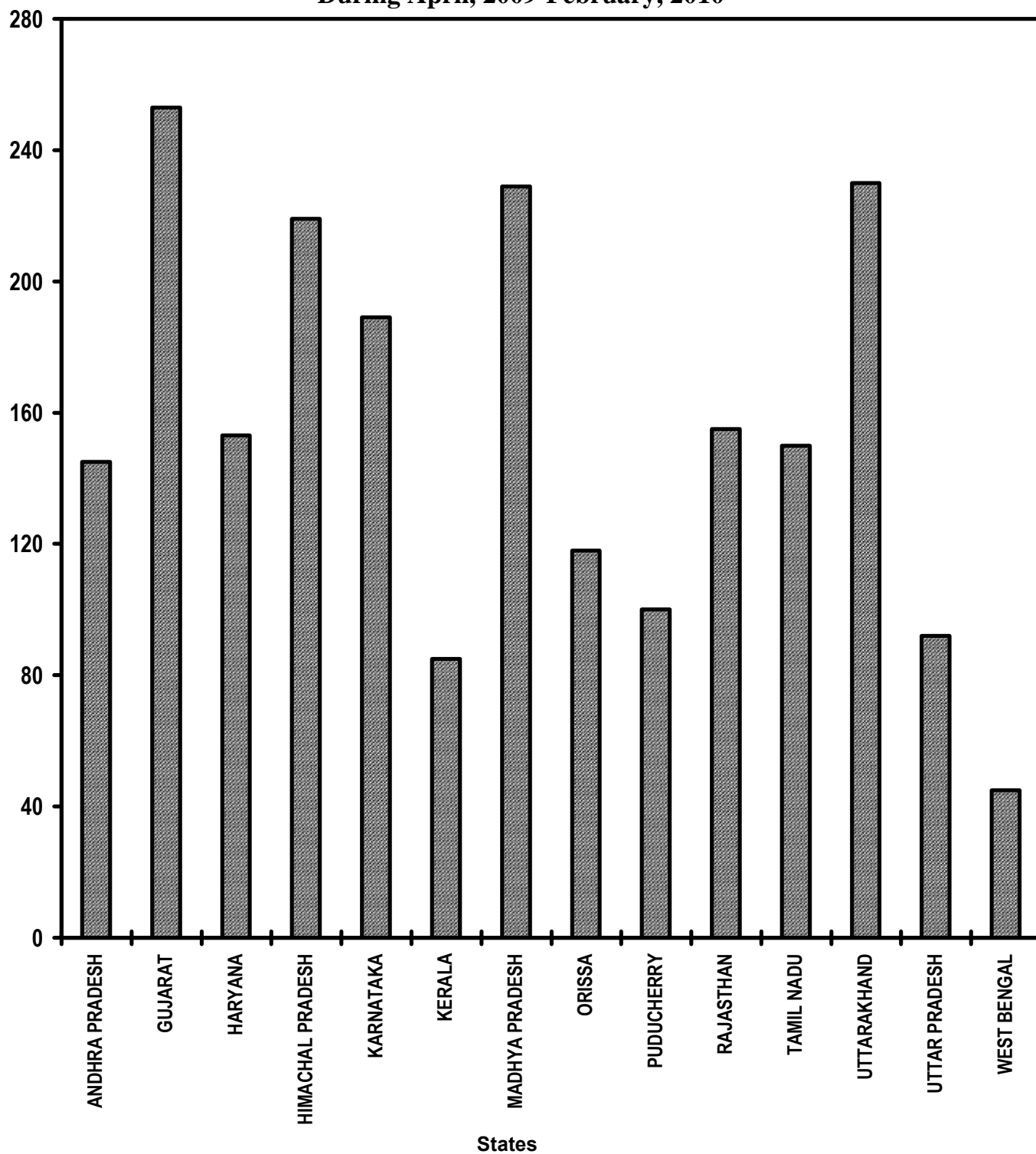


Table - 19

**Energising pump sets
Pumps sets energized
(Unit: Number)**

Sl. No.	State/UT Name	Target		Achievement April,2009-February,2010	Percent Achievement April,2009-February,2010
		2009-2010	April,2009-February,2010		
(1)	(2)	(3)	(4)	(5)	(5)/(4)
1	ANDHRA PRADESH	50,000	45,833	66,612	145
2	GUJARAT	16,000	14,666	37,111	253
3	HARYANA	16,200	14,850	22,762	153
4	HIMACHAL PRADESH	657	602	1,319	219
5	KARNATAKA	18,000	16,500	31,265	189
6	KERALA	12,000	11,000	9,369	85
7	MADHYA PRADESH	10,806	9,905	22,687	229
8	ORISSA	1,600	1,466	1,731	118
9	PUDUCHERRY	35	32	32	100
10	RAJASTHAN	45,000	41,250	64,031	155
11	TAMIL NADU	17,300	15,858	23,708	150
12	UTTARAKHAND	350	320	735	230
13	UTTAR PRADESH	22,000	20,166	18,491	92
14	WEST BENGAL	646	592	267	45
Grand Total		2,10,594	1,93,040	3,00,120	155

Very Good:(90% or above of targets)

ANDHRA PRADESH, GUJARAT, HARYANA, HIMACHAL PRADESH, KARNATAKA, MADHYA PRADESH, ORISSA, PUDUCHERRY, RAJASTHAN, TAMIL NADU, UTTARAKHAND, UTTAR PRADESH

Good:(Between 80% to 90% targets)

KERALA

Poor:(Below 80% of targets)

WEST BENGAL

Supply of Electricity

Electricity supplied

% Achievement of Target

During April, 2009-February, 2010

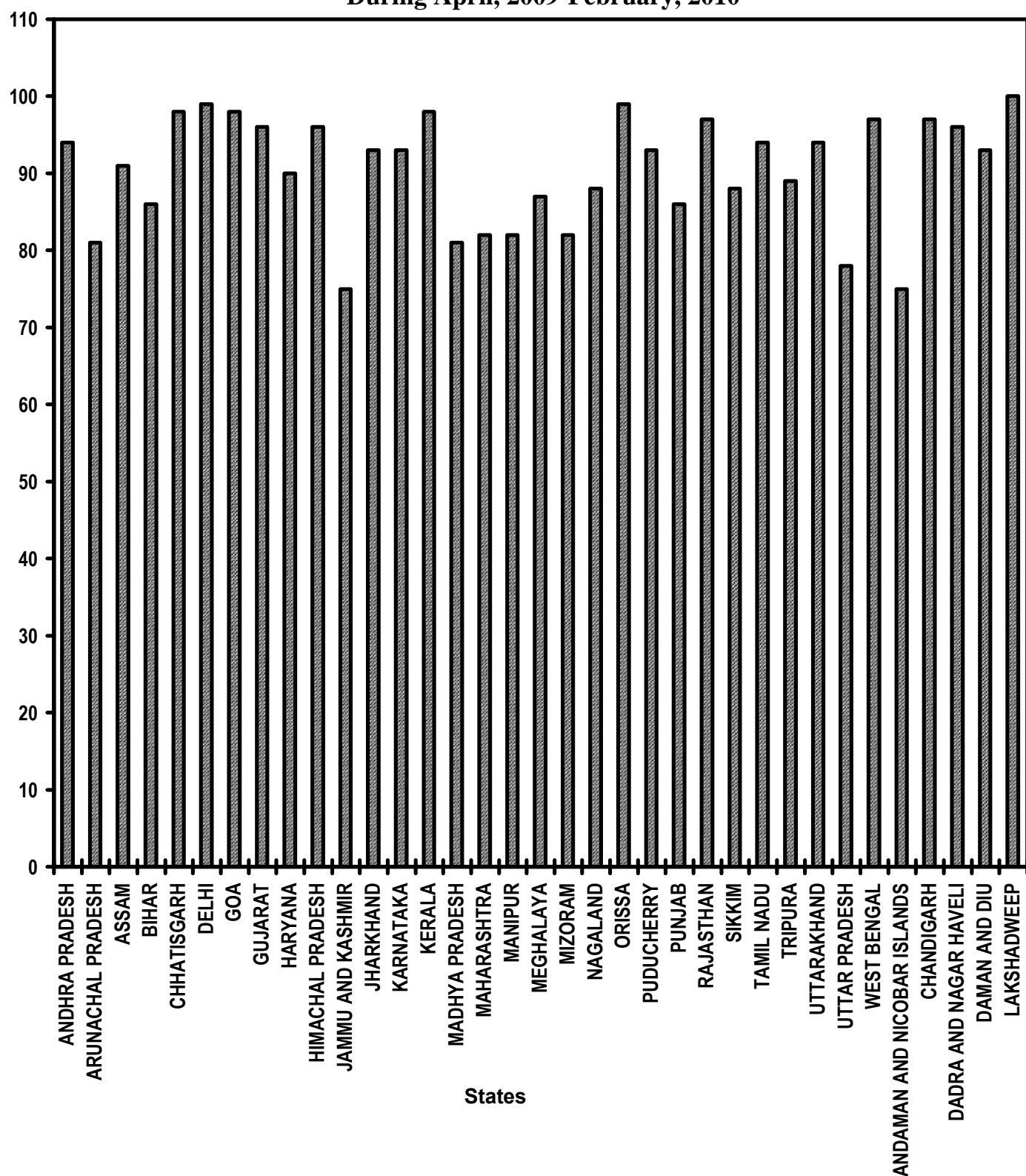


Table - 20

Supply of Electricity

Sl. No.	State/UT Name	Electricity demanded (Million Units) April,2009- February,2010	Electricity supplied (Million Units) April,2009- February,2010	Shortage observed (Million Units) April,2009- February,2010	Percentage of Electricity Supplied
(1)	(2)	(3)	(4)	(5)	(6)
1	ANDHRA PRADESH	71,085	66,744	4,341	94
2	ARUNACHAL PRADESH	367	297	70	81
3	ASSAM	4,738	4,327	411	91
4	BIHAR	10,604	9,075	1,529	86
5	CHHATISGARH	10,102	9,853	249	98
6	DELHI	22,490	22,314	176	99
7	GOA	2,816	2,755	61	98
8	GUJARAT	63,586	60,965	2,621	96
9	HARYANA	30,711	27,540	3,171	90
10	HIMACHAL PRADESH	6,397	6,154	243	96
11	JAMMU AND KASHMIR	12,007	9,029	2,978	75
12	JHARKHAND	5,312	4,940	372	93
13	KARNATAKA	40,664	37,620	3,044	93
14	KERALA	15,909	15,526	383	98
15	MADHYA PRADESH	39,199	31,860	7,339	81
16	MAHARASHTRA	1,12,829	92,014	20,815	82
17	MANIPUR	480	394	86	82
18	MEGHALAYA	1,423	1,232	191	87
19	MIZORAM	322	263	59	82
20	NAGALAND	487	429	58	88
21	ORISSA	19,308	19,146	162	99
22	PUDUCHERRY	1,919	1,790	129	93
23	PUNJAB	42,274	36,346	5,928	86
24	RAJASTHAN	40,085	39,056	1,029	97
25	SIKKIM	350	308	42	88
26	TAMIL NADU	69,036	64,967	4,069	94
27	TRIPURA	783	700	83	89
28	UTTARAKHAND	8,155	7,658	497	94
29	UTTAR PRADESH	69,263	54,182	15,081	78
30	WEST BENGAL	30,392	29,624	768	97
31	ANDAMAN AND NICOBAR ISLANDS	220	165	55	75
32	CHANDIGARH	1,466	1,418	48	97
33	DADRA AND NAGAR HAVELI	3,657	3,503	154	96
34	DAMAN AND DIU	1,771	1,639	132	93
35	LAKSHADWEEP	22	22	0	100
Grand Total		7,40,229	6,63,855	76,374	90

Very Good:(90% or above of targets)

ANDHRA PRADESH, ASSAM, CHHATISGARH, DELHI, GOA, GUJARAT, HARYANA, HIMACHAL PRADESH, JHARKHAND, KARNATAKA, KERALA, ORISSA, PUDUCHERRY, RAJASTHAN, TAMIL NADU, UTTARAKHAND, WEST BENGAL, CHANDIGARH, DADRA AND NAGAR HAVELI, DAMAN AND DIU, LAKSHADWEEP

Good:(Between 80% to 90% targets)

ARUNACHAL PRADESH, BIHAR, MADHYA PRADESH, MAHARASHTRA, MANIPUR, MEGHALAYA, MIZORAM, NAGALAND, PUNJAB, SIKKIM, TRIPURA

Poor:(Below 80% of targets)

JAMMU AND KASHMIR, UTTAR PRADESH, ANDAMAN AND NICOBAR ISLANDS

LIST OF ITEMS COVERED UNDER (TPP) - 2006

Point No.	Item No.	Name of the Points/Items
I.		Garibi Hatao [Poverty Eradication]
		Rural Areas
	1.	Employment generation under the <i>Mahatma Gandhi National Rural Employment Guarantee Act</i>
	2.	Swaranjayanti Gram Swarojgar Yojana
	3.	Rural Business Hubs in Partnership with Panchayats
	4.	Self help Groups
		Urban Areas
	5.	Swaranjayanti Shehri Rojgar Yojana
II.		Jan Shakti (Power to People)
	6.	Local Self Government (Panchayati Raj and Urban Local Bodies) <ul style="list-style-type: none"> - Activity Mapping for devolution of functions - Budget Flow of Funds - Assignment of Functionaries
	7.	Quick and Inexpensive Justice – Gram Nyayalayas and Nyaya Panchayats.
	8.	District Planning Committees.
III.		Kisan Mitra [Support to Farmers]
	9.	Water shed development
	10.	Marketing and infrastructural support to farmers
	11.	Irrigation facilities (including minor and micro irrigation) for agriculture
	12.	Credit to farmers
	13.	Distribution of waste land to the landless
IV.		Shramik Kalyan [Labour Welfare]
	14.	Social Security for Agricultural and Unorganised Labour
	15.	Minimum Wages Enforcement (including Farm Labour)
	16.	Prevention of Child Labour
	17.	Welfare of Women Labour
V.		Khadya Suraksha [Food Security]
	18.	Food Security: <ul style="list-style-type: none"> (i) Targeted Public Distribution system, (ii) Antyodaya Anna Yojana, (iii) Establishing Grain banks in chronically food scarcity areas
VI.		Subke Liye Aawas [Housing for All]
	19	Rural Housing - Indira Awas Yojana
	20.	EWS/LIG Houses in Urban Areas

Contd.....

Point No.	Item No.	Name of the Points/Items
VII.		Shudh Peya Jal [Clean Drinking Water]
	21.	Rural Areas. - Accelerated Rural Water Supply Programme
	22.	Urban Areas: - Accelerated Urban Water Supply Programme
VIII.		Jan Jan Ka Swasthya [Health for All]
	23.	Control and prevention of major diseases: (a) HIV/AIDS (b) TB (c) Malaria (d) Leprosy (e) Blindness
	24.	National Rural Health Mission
	25.	Immunisation of Children
	26.	Sanitation Programme in - Rural Areas - Urban areas
	27.	Institutional Delivery
	28.	Prevention of Female Foeticide
	29.	Supplementary nutrition for Mothers and Children
	30.	Two Child norms
IX.		Sabke Liye Shiksha [Education for All]
	31.	Sarv Shiksha Abhiyan - Compulsory Elementary Education
	32.	Mid Day Meal Scheme
X.		Anusuchit Jaati, Jan Jaati, Alp-sankhyak evam Anya Pichhra Varg Kalyan [Welfare of Scheduled Castes, Scheduled Tribes, Minorities and OBCs]
	33.	SC Families Assisted
	34.	Rehabilitation of Scavengers
	35.	ST Families Assisted
	36.	Rights of Forest dwellers – Owners of minor forest produce
	37.	Particularly Vulnerable Tribal Groups (PTGs)
	38.	No alienation of Tribal lands
	39.	Implementation of Panchayats (Extension to Scheduled Areas) Act [PESA]
	40.	Welfare of Minorities
	41.	Professional education among all minority communities
	42.	Reservation of OBCs in - Education - Employment
XI.		Mahila Kalyan [Women Welfare]
	43.	Financial Assistance for Women Welfare
	44.	Improved participation of women in (a) Panchayats (b) Municipalities (c) State Legislatures (d) Parliament

Contd.....

Point No.	Item No.	Name of the Points/Items
XII.		Bal Kalyan (Child Welfare)
	45.	Universalisation of ICDS Scheme
	46.	Functional Anganwadis
XIII.		Yuva Vikas [Youth Development]
	47.	Sports for all in Rural and Urban areas
	48.	Rashtriya Sadbhavana Yojana
	49.	National Service Scheme
XIV.		Basti Sudhar [Improvement of Slums]
	50.	Number of Urban poor families assisted under seven point charter viz. land tenure, housing at affordable cost, water, sanitation, health, education, and social security.
XV.		Paryavaran Sanrakshan evam Van Vridhi [Environment Protection and Afforestation]
	51.	Afforestation (a) Area Covered under Plantation on - Public and Forest Lands (b) Number of Seedlings planted on -Public and Forest Lands
	52.	Prevention of pollution of Rivers and water bodies
	53.	Solid and liquid waste management in - Rural Areas - Urban Areas
XVI.		Samajik Suraksha [Social Security]
	54.	Rehabilitation of handicapped and orphans.
	55.	Welfare of the aged
XVII.		Grameen Sadak [Rural Roads]
	56.	Rural Roads - PMGSY
XVIII.		Grameen Oorja [Energization of Rural Area]
	57.	Bio-diesel Production
	58.	Rajiv Gandhi Grameen Vidyutikaran Yojana
	59.	Renewable Energy
	60.	Energising Pump sets
	61.	Supply of Electricity
	62.	Supply of Kerosene and LPG
XIX.		Pichhara Kshetra Vikas [Development of Backward Areas]
	63.	Backward Regions Grants Fund
XX.		e- Shasan [IT enabled e-Governance]
	64.	Central and State Governments
	65.	Panchayats and Municipalities

ABBREVIATIONS USED

AAY	Antyodaya Anna Yojana
ARWSP	Accelerated Rural Water Supply Programme
DDRS	Deen Dayal Rehabilitation Scheme
EWS	Economically Weaker Section
IAY	Indira Awaas Yojana
ICDS	Integrated Child Development Scheme
LIG	Low Income Group
MWE	Minimum Wages Enforcement
NC	Not Covered
NREGS	National Rural Employment Guarantee Scheme
PC	Partially Covered
PMGSY	Prime Minister Grameen Sadak Yojana
SC	Scheduled Caste
RGGVY	Rajiv Gandhi Grameen Vidyutikaran Yojana
SGRY	Sampoorna Grameen Rojgar yojana
SGSY	Swaranjayanati Gram Swarojgar Yojana
SHG	Self Help Groups
ST	Scheduled Tribe
TPDS	Targeted Public Distribution system