

CHAPTER I

INTRODUCTION AND HIGHLIGHTS INTRODUCTION

1.1 The Department of Statistics in the Ministry of Planning and Programme Implementation is the apex body in the official statistical system of the country. Its responsibilities include:

- (i) Acting as the nodal agency for planned development of the statistical system in the country.
- (ii) Coordination of statistical work with a view to identifying gaps in data availability or duplication of statistical work in respect of Departments of the Government of India and State Statistical Bureau (SSBs) and to suggest necessary remedial measures.
- (iii) Laying down and maintenance of norms and standards in the field of statistics, involving concepts and definitions, methodology of data collection, processing of data and dissemination of results.
- (iv) Advise the Departments of the Government of India on statistical methodology and on statistical analysis of data.
- (v) Preparation of national and regional accounts as well as publication of annual estimates of national product, Government and private final consumption expenditure, capital formation, saving, estimates of capital stock and consumption of fixed capital, as also state level gross capital formation of supra-regional sectors, and to prepare comparable estimates of State Domestic Product (SDP) at current prices.
- (vi) Compilation and release of the index of industrial production (IIP) every month in the form of 'quick estimates'; conducting of Annual Survey of Industries (ASI); and, providing of statistical information to assess and evaluate the changes in the growth, composition and structure of the organised manufacturing sector.
- (vii) Organisation and conduct of periodic all -India Economic Census and follow-up sample surveys.
- (viii) Conducting of large scale all-India sample surveys for creating data base needed for studying the impact of specific problems for the benefit of different population groups in diverse socio-economic areas such as employment, consumer expenditure, housing conditions and environment, literacy levels, health, nutrition, family welfare, etc.
- (ix) Examination of the survey reports from technical angle and evaluation of appropriate sampling design including survey feasibility studies/techno-analytical studies in respect of surveys conducted by the National Sample Survey Organisation (NSSO) and other Central Ministries and Departments.
- (x) Providing of an in-house facility to process the data collected through various socio-economic surveys and follow-up surveys of Economic Censuses . conducted by the National Sample Survey Organisation and the Central Statistical Organisation.
- (xi) Dissemination of statistical information on various aspects through a number of regular or adhoc publications to Government, semi-Government, or private data user/agencies; and dissemination of data, on request, to United Nations Agencies like United Nations Statistical Organisation, Economic and Social Commission for Asia and the Pacific and International Labour Organisation; and other relevant international agencies.
- (xii) Giving grants-in-aid to registered non-governmental organisations and research institutions of repute for undertaking special studies or surveys, printing of statistical reports, and financing seminars, workshops and conferences relating to different subject areas of official statistics.
- (xiii) Functioning as the Cadre Controlling Authority and dealing with the centralised aspects of managing the Indian Statistical Service including all matters pertaining to training, career planning and manpower planning.
- (xiv) Acting as a nodal Department for the Indian Statistical Institute and ensuring its functioning in accordance with the provisions of the Indian Statistical Institute Act, 1959 (57 of 1959).

NEW INITIATIVES

Modernisation and Computerisation in Data Collection and Transmission

1.2 To catch up with the modern developments in the sphere of Information Technology, a concerted effort has been made to computerise and modernise the functioning of NSSO by attempting an On-line Transmission of Survey Data to Processing Centres and Modernisation of Method of Data collection. During the 54th round of Socio-Economic Survey, the use of Palm Top Computers was continued; on trial basis in the States of Orissa & Maharashtra. The response was of mixed nature. Some constraints were experienced in respect of size of the schedules and development of software, etc.

1.3 An upgradation of the existing hardware and software has been undertaken during the year. With this end in view increasing of hard disk capacity, enhancement of RAM, installation of modems and introduction of E-mail services have been taken up and efforts are afoot to equip the Zonal/Regional Offices with Window based MS Office application software which is more common and user friendly. Steps have also been taken to motivate and train the staff to optimise the use of modern equipments.

1.4 In order to encourage the use of Hindi in the field offices, 30 regional offices have been equipped with bilingual software AKSHAR II in addition to the six zonal offices. Since, the power supply in most of areas of the country is erratic, all the field offices have been equipped with OFF LINE UPS OF 1 KVA capacity with 30 minutes battery back up.

National Advisory Board on Statistics

1.5 The National Advisory Board on Statistics (NABS), an apex body to provide an overall perspective for statistical development and for suggesting priority areas was reconstituted on 27.2.98 keeping in view to include prominent experts for securing valuable inputs required to strengthen the entire statistical system. Its eleventh meeting was held on 30.3.98 at Institute of Applied Manpower Research (IAMR), New Delhi under the Chairmanship of Secretary (Statistics) to discuss the following agenda :

- i. Policy relating to release of data.
- ii. Preparation of state-wise index of Industrial Production.
- iii. Information Sector Statistics and Economic Censuses.
- iv. Improvement of Statistics on Gender Issues.
- v. Establishment of Statistical Authority in India.
- vi. Reconsideration of the positioning of the Organisational set up of the Registrar General of India.

1.6 The meeting was adjourned after discussing agenda items (i) to (iii) due to lack of time. The meeting was reconvened on 12.5.98 under the chairmanship of Shri Ram Naik, Hon'ble Minister of State for Railways, Parliamentary Affairs and Planning & Programme Implementation at Vigyan Bhawan (Annexe), New Delhi.

1.7 The 12th Meeting of the National Advisory Board on Statistics (NABS) was held on 12 November, 1998 at Vigyan Bhawan (Annexe), New Delhi under the chairmanship of Shri Ram Naik, Hon'ble Minister of State for Planning & Programme Implementation to discuss the following agenda items:

- i. Action taken report on the implementation of recommendation of the meeting of NABS held on 30th March, 1998 and 12th May, 1998.

- ii. Improvement of statistics on Gender Issues.
- iii. Establishment of Statistical Authority in India.
- iv. Development of Environment Statistics.
- v. Corrections in GVO (Agriculture) on the basis of ICS data.

Appointment of Liaison Officers

1.8 The Department of Statistics is charged with the responsibility of coordination the statistical activities with a view to identify gaps in data availability and avoidance of duplication of work. The Govt. of India has amended the Allocation of Business Rules, 1961 in January, 1997 and notified the Department of Statistics "to act as the nodal agency for planning integrated development of statistical system in India".

1.9 The Department of Statistics has appointed the senior officers of the Department to act as liaison officers for the States/UTs and all the Ministries/Departments of Govt. of India in order to maintain close liaison with them for effective coordination in all statistics-related matters. They are expected to collect the copies of the publications brought out by the State/UTs Govts. and Central Ministries/Departments of Govt. of India from time to time and also familiarise themselves with the concepts and methodology in use in the concerned organisations. In the interest of smooth functioning of this initiative, the counter-part officials as nodal officers from State/UTs Govts. and Central Ministries/Department of Govt. of India were appointed by the respective State Govts/UTs and Central Ministries for full coordination. This effort is expected to lead to considerable strengthening and improvement in the Statistical System presently operating in the country.

International Commitment to Special Data Dissemination Standards(SDDS)

1.10 The Government of India have subscribed to the Special Data Dissemination Standards (SDDS) of International Monetary Fund (IMF) on dissemination of economic and financial data w.e.f. 1.1.97. The Ministry of Finance is the nodal Ministry to co-ordinate the SDDS related activities. The Department of Statistics has been made responsible for the coordination of real sector data categories comprising of Gross Domestic Product (GDP), Production Index, Prices and Labour Market. According to these commitments, India is required to (i) introduce GDP estimates at current and constant prices at quarterly intervals with a timeliness of one quarter; (ii) the monthly index of industrial production with a timeliness of 6 weeks; (iii) the price indices at monthly intervals with a timeliness of one month; and , (iv) the data on employment, unemployment and wage rates at quarterly intervals with a timeliness of one quarter. Due to the intense efforts of the Department during the last one year, India has met all these requirements, with the exception of data category stated at (iv) above. for this data category, India has exercised the "as relevant" option, pending the introduction of quarterly surveys on employment and unemployment.

Change in the base year of National Accounts Statistics

1.11 With the improvement in the availability of basic data over the years, a comprehensive review of methodology for estimation of national income and related macro-economic aggregates for the economy was undertaken to update the base year (for the constant price series) from 1980-81 to a more recent year. Estimate of the working force is one of the basic information required for changing the base year of the National Accounts Statistics. Even though the basic population total and its distribution is available through decennial population census but the trends in distribution of the population into various economic activities is also available through the quinquennial surveys of the National Sample Survey Organisation. In order to reflect structural changes in the working force at more frequent interval it has been decided, with the approval of the Advisory Committee on National Accounts, to change the base year of the National Accounts Statistics to 1993-94. Methodological review and incorporation of the recommendations of the 1993 System of National Accounts, specially accounting for the production of the households for own-account consumption, has resulted in the revision of the estimates in 1993-94 series.

Standardisation of Classification

1.12 National Industrial Classification 1987 (NIC-87) is in vogue for collection, compilation and dissemination of statistical data of all economic activities in India. Since 1987, significant changes took place in the organisation and structure of industries resulting in diversification and changes in product-mix of establishments/enterprises. This coupled with the release of International Standard Industrial Classification ISIC-1990 Rev. 3 by the United Nation Statistical Division, necessitated revision of the NIC-1987. To accomplish this task of revising the NIC-1987 consistent with the ISIC-1990 Rev. 3, the Central Statistical Organisation constituted a Steering Committee in November 1997, under the Chairmanship of Director General, CSO. The Steering Committee constituted five subject specific groups to cover all the sectors of the economy. The consolidated report on NIC-1998 prepared on the basis of draft classifications attempted by the subject specific sub-groups was circulated for comments of various Departments of Government of India, all State DESs, user organisations, Research Institutes, Manufacturer's Associations and the members of Steering Committee. The feed back was examined and the suggestions/ comments thereon were deliberated thread-bare in the penultimate meeting of the Steering Committee and the draft report was modified accordingly. The Steering Committee in its final meeting held in October, 1998 finalised and adopted the revised classification termed as National Industrial Classification, 1998 (NIC-98). The report of NIC-98 has been published and sent to all user agencies with the request to use the same for data collection as well as data processing in future. One of the significant features of NIC-98 is that it embraces ISIC Rev. 3 structure upto 4-digit level in to-to and is extended to 5-digit level to suit the national requirements. The NIC-1998 has also linkages with Harmonised Commodity Description and Coding System (HS) 1986 similar to ISIC Rev.3. This will particularly help in co-relating the activity data with data available from other classifications.

Conduct of Economic Censuses & Surveys

1.13 Economic Censuses and Surveys conducted by the Department of Statistics are intended to bridge the data gaps in the informal sectors of the Indian Economy. So far, three Economic Censuses have been conducted and the Fourth Economic Census is in progress. The Fourth Census covered both agricultural and non-agricultural activities and shall provide basic information on location, type of activity, nature of operation and employment etc. in the un-organised activities. The data shall also help to assess the impact of liberalisation aspects introduced in the economy. The field work has already been completed in all the States/UTs except Andhra Pradesh.

Compilation of State level Indices

1.14 In pursuance of the assurance given by the Prime Minister in Parliament in April 1993, the Technical Advisory Committee, constituted in June 1995 to examine all the technical aspects relating to Compilation of Comparable State level IIPs, submitted its report in June, 1998. As a part of the implementation of the recommendations of the TAC, a set of revised guidelines on the subject have been issued to the State DESs alongwith requisite data for identification of item basket and preparation of weighting diagram. A workshop of DESs was also organised in CSO on 19-20 November, 1998 to orient them on the concepts, methodology and various issues involved with the compilation of comparable State level IIPs.

Environmental Statistics

1.15 Environment Statistics is a multi disciplinary concept encompassing different subject areas. The data on these subject areas are available with different organisations dealing with the respective subjects. It is, therefore, necessary to develop an efficient environmental statistical system that can regularly make available Environment Statistics with inputs on all the above aspects. Recognising the importance of the need of environmental statistical system, the Department of Statistics created Environment Statistics Unit in Central Statistical Organisation during Eighth Plan which is further being

strengthened during the Ninth five Year Plan.

National Policy on Dissemination of statistical data

1.16 A National Policy on Dissemination of Statistical Data has been approved by the Government. The elements of policy contain details like pricing of data, nodal agency for dissemination of official statistics, and other aspects like confidentiality, unit level of data etc. The Policy has been communicated to the Ministries/Departments.

HIGHLIGHTS

1.17 The 54th round of NSS (January-June 1998) was devoted to Common Property Resources, Sanitation & Hygiene and Services including the household Consumer Expenditure inquiry. It may be mentioned that information on common property resources, both at the household level as well as village level, has been collected for the first time in the NSS, whereas some information on sanitation and hygiene as well as services were collected in the earlier NSS rounds, viz. 49th, 47th and 44th rounds.

1.18 Apart from the usual listing schedule (used for listing of households in the sample villages/blocks and drawing a sample of households therefrom), three schedules were used for collecting detailed information : schedules 3.3 (village schedule) for information on Common Property Resources and village facilities, schedule 31 (household schedule) for collecting data on Common Property Resources, Sanitation & Hygiene and Services from the households; and Schedule 1.0 for collecting data on Consumer Expenditure of the households.

1.19 All States and UTs except Andaman & Nicobar Islands, Dadra Nagar Haveli and Lakshadweep participated in NSS 54th round at least on equal matching basis. The all-India sample size for the Central Sample was 7030 FSUs (Village in the rural areas and UFS blocks in the urban areas) and for States Sample it was 7992 FSUs.

1.20 The field work of the allotted samples for Central Samples has been completed and dispatched to the designated branches of the Data Processing Division for processing.

1.21 The 4th Economic Census was carried out by the State/UT Governments for listing all non-agricultural enterprises in the country during March-August, 1998. The NSSO, through its Field Operations Division, carried out a Post Enumeration Check (PEC) of the Economic Census 1998. The PEC was taken up in two villages and two urban UFS blocks in each district, immediately after the completion of the main Economic Census. Analysis of data thrown up by the post enumeration check is under progress and will indicate the extent, if any, of under reporting/count of enterprises in the Economic Census 1998.

1.22 As per the proposal given by the National Accounts Division (NAD), CSO, a special survey on enterprises covering 14 non-agricultural activities has been taken up by the NSSO from 17th August, 1998 to estimate the total value added as well as value added per worker by these activities at one point of time. The survey will continue till 30th June, 1999. The total no. of FSU's which will be canvassed are 14588, its rural -urban break-up being 6944 & 7644 respectively.

1.23 Efforts have been made in this direction for concurrent processing of data and reports based on NSS 53rd round (January - December, 1997) survey devoted to unorganised trade, covering the Own account trading enterprises and Non-directory trading establishments. Data on the usual survey on Consumer Expenditure have been released during the year.

1.24 Keeping in view the fact that easy accessibility of data (both published and unpublished) will encourage the research studies and in depth analysis of various aspects of the Socio-economic life of Indian population, a National Policy on Dissemination of Statistical Data was formulated and the Government has approved the same on 9th September 1998. The policy was announced in a press conference held on 14th September, 1998. The policy comes into force with immediate effect. The salient features of the policy are as under :-

- i. The Department of Statistics will be the nodal agency for dissemination of official statistics produced by Central Government Ministries and Departments.
- ii. No data, which are considered by the concerned official data source agency to be of sensitive nature and the supply of which may be prejudicial to the interest, integrity and security of the nation, would be supplied.
- iii. Survey results/data should be made available to the data users in India and abroad simultaneously after the expiry of 3 years from the completion of the field work or after the reports based on survey data are released, whichever is earlier.
- iv. Price of data to be supplied should include the cost of stationery, computer consumable and computer time for sorting information. However, cost of collection and validation of data will not be charged.
- v. Data users will give an undertaking in the prescribed form to the effect, inter-alia, that the official statistics obtained by him for his own declared use will not be passed on with or without profit to any other data user or disseminator of data with or without commercial, purpose.
- vi. Data users will have to acknowledge the data sources in their research work based on official statistics. One copy of the research study along with short summary of conclusions, if required by the concerned data source agency, should be supplied in the form of hard copy or on electronic media, free of cost.

The concerned subject matter, Ministries and Department of the Central Government will be the final authority on issues arising out of this policy with a view to resolving any dispute between a data user and a data source agency.

1.25 Reports brought out by the National Sample Survey Organisation (NSSO), on the basis of recent survey results are being sold both on magnetic media and in the form of hard copies at reasonable prices. The primary data collected/compiled by the NSSO are also being sold on magnetic media to individuals/institutions.

1.26 The Secretary, Department of Statistics, held a function on 24th August, 1998 for releasing the publications viz. "Counting the Poor" by Prof. Amaresh Dubey and Prof. Subhashish Gangopadhyay and "Changing Pattern of Consumption in India and some selected States" by Dr. P.D. Joshi, at Conference Hall, Institute of Applied Manpower Research, New Delhi.

1.27 Data needs of the Government have undergone many changes since the reorganisation and setting up of National Sample Survey Organisation (NSSO) in 1970. However, the basic structure of NSSO and the Governing Council to govern the functions of NSSO have been more or less static. Keeping in view the changing needs of data users, an Expert Committee has been constituted to review the functioning of NSSO, including the present structure, so as to be more effective in meeting the increasing and changing data needs of planners and policy makers

ECONOMIC TRENDS

Growth of the economy

1.28 The Gross Domestic Product (GDP) at constant (1993-94) prices registered a growth of 5.0 percent in 1997-98 as compared to 7.8 percent in 1996-97. The estimated per capita income in real terms showed a growth of 3.0 percent during 1997-98. During the period 1993-94 to 1997-98, the average annual growth rates of GDP and per capita income at constant prices were 7.1 and 5.2 percent respectively. As per the advance estimates for 1998-99 the GDP in real terms is expected to register a growth rate of 5.8 percent and 4.0 percent respectively.

1.29 The rates of Gross Domestic Savings (GDS) and Gross Domestic Capital Formation (GDCF) in 1997-98 were 23.1 percent and 24.8 percent respectively as compared to 24.4 percent and 25.7 percent in 1996-97. The share of Private Final Consumption Expenditure (PFCE) at current prices in 1997-98 was 61.4 percent of GDP at market prices as against 62.9 percent during the year 1996-97.

1.30 The pattern of saving, viz. By broad sectors of household private corporate and public sectors, has undergone a change during the period. The

household sector formed, throughout, a major share in the total domestic saving. The share in 1997-98 was 79.2 percent compared to 82.1 percent in 1993-94 . The relative share of private corporate sector has registered an increase from 15.5 per cent in 1993-94 to 16.3 percent in 1997-98 whereas the share of public sector has shown an increase from 2.4 percent in 1993-94 to 4.5 percent in 1997-98.

1.31 As regards Capital Formation by industry of use, it is observed that at constant (1993-94) prices, the share of agriculture in total Capital formation has declined from 8.6 percent in 1993-94 to 7.9 percent in 1997-98. The share of manufacturing has increased from 31.4 percent to 44.3 percent and that of other industries marginally declined from 60.0 percent to 47.8 percent.

Industrial Production

1.32 In order to capture the structural changes in the Industrial Sector, The Department has launched revised all-India Index of Industrial Production with base 1993-94. Recognising the significant growth of the unorganised manufacturing sector the weighting diagram of the revised series has taken into account the contribution of the unorganised sector also alongwith the organised manufacturing sector, for the first time. The revised series has adopted NIC-1987 instead of NIC-1970 being followed in 1980-81 series.

1.33 The current series of Index of Industrial Production (IIP) with base 1993-94 prepared by the Department is the most up-to-date indicator of industrial growth in the Indian economy. This series covers 543 items (clubbed in 287 item groups Mining-1, Manufacturing – 285, Electricity – 1) comprising of 64 from Mining & Quarrying, 478 from Manufacturing and 1 from Electricity Sector having the weightage of 10.47%, 79.36% and 10.17% respectively in the all-India IIP. The Index of Industrial Production is released every month in the form of Quick Estimates with a time-lag of less than 6 weeks as per the SDDS norms laid down by IMF. The estimates are also simultaneously being released as per use-based classification viz., Basic goods, Capital Goods, Intermediate Goods, Consumer durables and non-durables. These estimates get revised subsequently on receipt of updated production data from the 15 different source agencies in various Ministries/Departments/Attached/Subordinate Offices, the major source of data being Ministry of Industry.

1.34 The industrial production registered a growth of 8.4% during 1994-95, followed by a steep raise in the rate of growth to 12.8% during 1995-96. Thereafter the industrial growth declined to 5.6% in 1996-97 and then increased to 6.6% in 1997-98.

1.35 As regards sector-wise growth, the trend in the manufacturing sector has been almost similar to that of the General index. The mining sector has also depicted a more or less similar pattern to that of the over-all index registering a growth of 7.6% in 1994-95 and 9.6% in 1995-96. There was a sudden dip in growth to -2.0% in 1996-97 which picked up to 5.9% in 1997-98. In the electricity sector, the rate of growth has shown a declining trend during the period 1994-98, except for 1997-98 where it recorded a growth of 6.6%.

Sectorwise IIP & Growth rates

Month/Year	Mining	Manufacturing	Electricity	General
April - March				
1994-95	107.6	108.5	108.5	108.4
1995-96	117.9	123.5	117.3	122.3
1996-97	115.6	131.8	122.0	129.1
1997-98	122.4	140.5	130.0	137.6
Growth				
1994-95	7.6	8.5	8.5	8.4
1995-96	9.6	13.8	8.1	12.8
1996-97	-2.0	6.7	4.0	5.6
1997-98	5.9	6.6	6.6	6.6
Apr'97	116.7	134.7	123.9	131.7
May'97	119.3	135.5	128.8	133.1
Jun'97	114.4	133.8	123.0	130.7
Jul'97	115.7	136.2	128.8	133.3
Aug'97	114.3	134.5	128.8	131.8
Sep'97	113.6	136.8	127.5	133.4
Oct'97	121.1	136.3	129.4	134.0
Nov'97	123.2	140.6	124.7	137.2

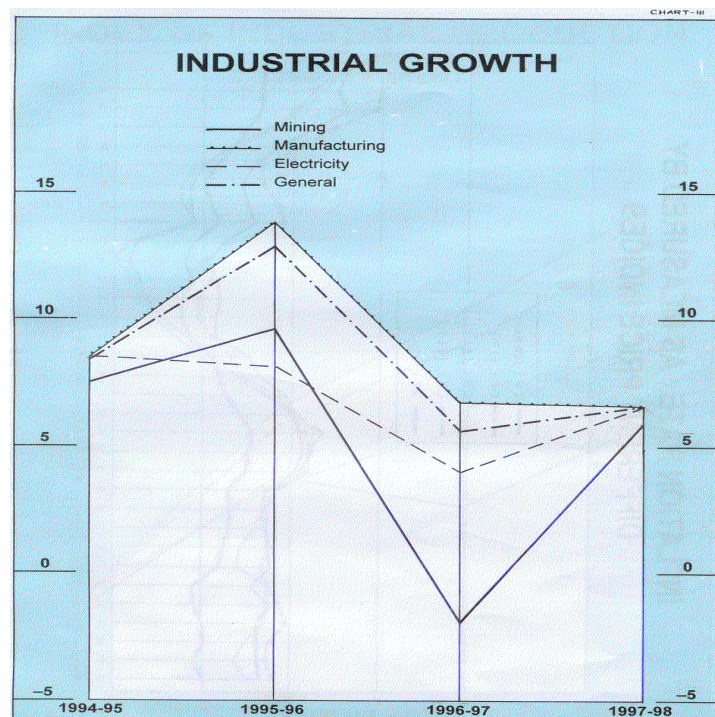
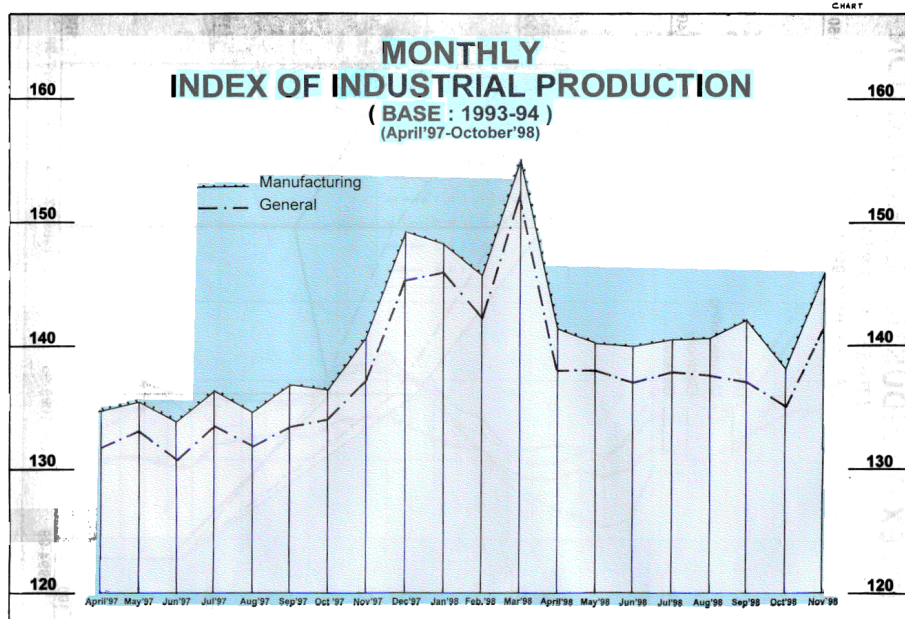
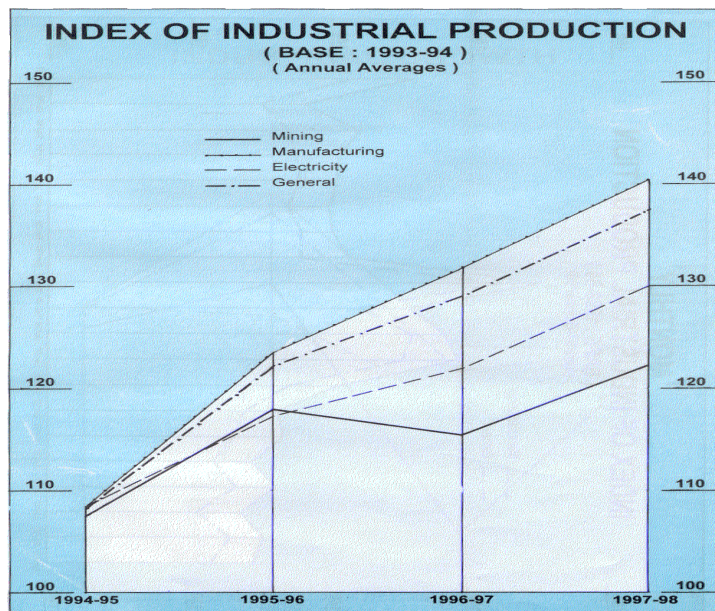
Dec'97	129.0	149.3	131.7	145.4
Jan'98	134.5	148.2	139.4	145.9
Feb'98	126.9	145.7	130.5	142.2
Mar'98	140.6	154.8	143.6	152.2
Apr'98	113.3	141.3	137.5	138.0
May'98	119.0	140.1	141.5	138.0
Jun'98	117.0	139.9	135.0	137.0
Jul'98	119.0	140.4	137.2	137.8
Aug'98	115.0	140.6	137.5	137.6
Sep'98	108.0	142.1	128.2	137.1
Oct'98	117.0	138.2	129.3	135.1
Nov'98	119.0	145.8	131.2	141.5
April - November				
1995-96	112.5	117.0	115.0	116.3
1996-97	111.5	127.3	119.3	124.8
1997-98	117.3	136.1	126.9	133.2
1998-99	115.9	141.1	134.7	137.8
Growth				
1996-97	-0.9	8.8	3.7	7.3
1997-98	5.2	6.9	6.4	6.7
1998-99	-1.2	3.7	6.7	3.5

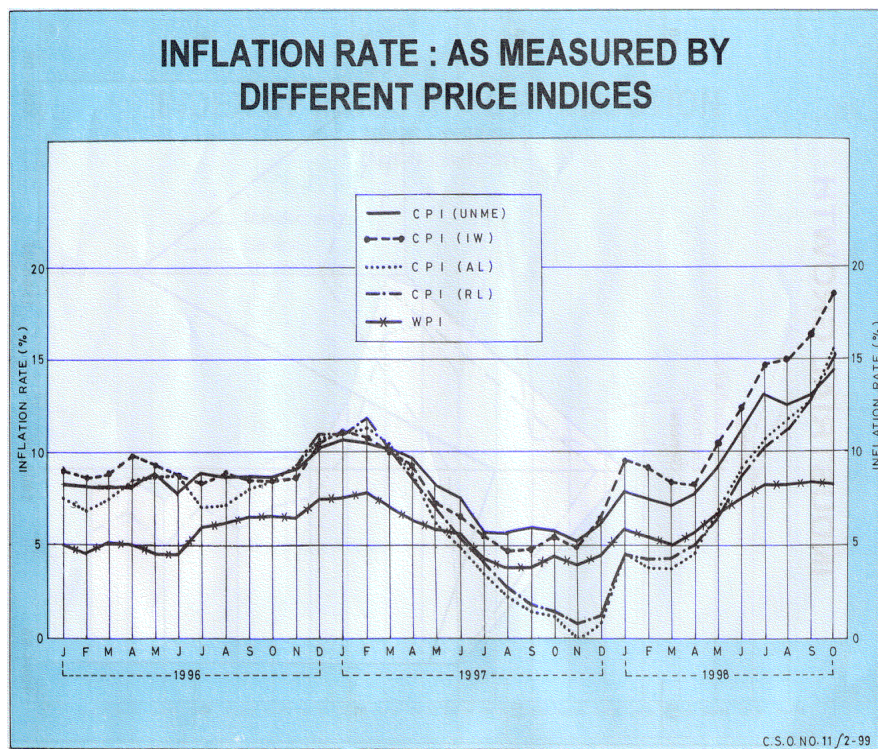
1.36 During the first eight months (April-November) of 1998-99, the economy has performed moderately at the rate of 3.5% with Electricity & Manufacturing sectors registering growth of 6.7% & 3.7% respectively, whereas Mining sector has shown a negative growth of 1.2%. The performance of manufacturing sector has slowed down with growth of 3.7% during April-November, 1998-99 as compared to a growth of 6.9% during the same period of 1997-98. The dip in growth in the Manufacturing coupled with negative growth in the Mining sector during 1998-99 has resulted in significant reduction in the overall industrial growth, which has come down to 3.5% in April - November, 1998 as compared to the growth of 6.7% during April - November, 1997.

1.37 The sector-wise annual trends during 1994-98 and monthly trends during April, 1997 to November, 1998 exhibited by the manufacturing sector alongwith the General Index of Industrial Production are depicted in Charts I & II respectively. The sector-wise annual growth rates during 1994-98 are depicted in Chart III.

Prices

1.38 The annual inflation rates, computed as the percent change of the index for a month to the index for the corresponding month of previous year, using the Consumer Price Index for Urban Non-Manual Employees [CPI(UNME)], CPI for Industrial Workers [CPI(IW)], CPI for Agricultural Labourers [CPI(AL)], and the Wholesale Price Index (WPI); have varied between 5.2 to 15.5, 4.7 to 19.7, 0.0 to 18.3, and 3.7 to 8.6 respectively during January 1996 to December 1998. The annual inflation rates as measured by Consumer Price Index for Rural Labourers [CPI(RL)], varied between 0.8 to 17.4 during November 1996 to December 1998. Table on next page and Chart IV show comparison of the inflation rates and the trends in the inflation rates depicted from these price indices respectively.





TABLE

Comparison of the inflation rates as measured by different price Indices-January 1996 to October 1998

YEAR	MONTH	CPI (UNME)	CPI(IW)	CPI(AL)	CPI(RL) [@]	WPI
1996	Jan	8.3	9.0	7.6		5.0
	Feb	8.2	8.6	6.8		4.6
	Mar	8.2	8.9	7.4		5.1
	Apr	8.1	9.8	8.3		5.0
	May	8.8	9.3	8.7		4.5
	Jun	7.9	8.8	8.8		4.5
	Jul	8.9	8.3	7.0		6.0
	Aug	8.8	8.9	7.3		6.2
	Sep	8.8	8.5	8.0		6.5
	Oct	8.7	8.5	8.5	9.2	6.6
	Nov	9.1	8.7	9.2	10.9	6.5
	Dec	10.3	10.4	10.5	11.0	7.5
1997	Jan	10.7	11.1	11.0	11.9	7.6
	Feb	10.6	10.8	11.4	10.1	7.9
	Mar	10.2	10.0	10.5	8.7	7.1
	Apr	9.7	9.3	8.8	7.0	6.4
	May	8.1	7.3	6.2	5.3	5.8
	Jun	7.7	6.6	4.9	4.0	5.7
	Jul	5.7	5.6	3.6	2.7	4.1
	Aug	5.7	4.7	2.3	1.9	3.7
	Sep	6.0	4.9	1.5	1.5	3.7
	Oct	5.9	5.5	1.2	0.8	4.4
	Nov	5.2	4.9	0.0	1.1	3.9
	Dec	6.2	6.3	0.8	4.6	4.5
1998	Jan	7.9	9.7	4.6	4.2	5.8
	Feb	7.6	9.1	3.8	4.2	5.3
	Mar	7.2	8.3	3.8	5.0	5.0

Apr	7.8	8.2	4.6	6.5	5.6
May	9.2	10.5	7.0	8.8	6.6
Jun	11.3	12.4	9.3	10.3	7.5
Jul	13.1	14.8	10.7	11.4	8.3
Aug	12.7	15.0	11.8	12.9	8.3
Sep	13.0	16.3	12.9	15.5	8.6
Oct	14.5	18.6	15.6	17.4	8.3
Nov	15.5	19.7	18.3	14.6	8.4*
Dec	12.4	15.3	15.1		6.5*

@ New CPI series for rural labourers started from Nov.1995.

* Based on provisional figure of WPI.

CHAPTER II

DEPARTMENT OF STATISTICS

Organisation and Functions

2.1 The Department of Statistics consists of the Central Statistical Organisation (CSO), the National Sample Survey Organisation (NSSO), the Computer Centre and the Pay & Accounts Office. The Department is under the charge of Shri Ram Naik, Hon'ble Minister of State for Planning and Programme Implementation since April 20, 1998. Shri M. D. Asthana, IAS is the Secretary of the Department. An organisational chart of the Department is attached at Annex.- I.

International Coordination/Cooperation

2.2 As is being done in the past an effective liaison was maintained with regard to various statistical issues with international organisations, namely, the United Nations (UN), the Economic and Social Commission for Asia and the Pacific (ESCAP), the International Monetary Fund (IMF), the Asian Development Bank (ADB) and the Food and Agricultural Organisation (FAO). Various international Conferences/Seminars/Workshops were participated in at different levels and there were fruitful exchange of views and information on various issues.

2.3 A two member delegation led by Shri M.D. Asthana, Secretary (Statistics) attended the 2nd meeting of the Delhi Group on Informal Sector Statistics held at Ankara in Turkey on 28-30 April, 1998. Sixteenth International Conference of Labour Statistics was also attended by Secretary (Statistics) which was held during 6-15 October, 1998 at International Labour Organisation (ILO), Geneva.

2.4 Three study visits were also undertaken under the World Bank Project which proved quite fruitful.

2.5 An Expert Group under the Chairmanship of Secretary (Statistics) has been set up to suggest ways and means of modernising the National Statistical System.

2.6 As part of the preparations for a major revamping of the statistical system through an externally aided project, a User-Producer Workshop on Modernisation of the Statistical System in India was held in Vigyan Bhavan, New Delhi from 14-16 September, 1998. The opening Plenary Session was presided over by Prof. B.S. Minhas and the closing Plenary Session by Prof. C.H. Hanumantha Rao. More than 130 delegates participated in the Workshop. Apart from eminent academicians/statisticians, State/Central Government officials and NGOs, the Workshop was also attended by a few foreign delegates from the World Bank, Asian Development Bank, Department of International Development, U.K. and Statistical Institute for Asia and the Pacific.

2.7 Mrs. Rajnesh Jain, Deputy Director and Dr. S. Durai Raju, Deputy Director, Central Statistical Organisation attended the Seminar on Year 2000 Computer Problem held at Hotel Inter-Continental, New Delhi during 24-25 September, 1998 under World Bank's Information for Development Programme.

2.8 In addition to above, officers of the Department at various levels participated in training programmes/seminars/workshops organised by the various international organisation during the current year. The details are given in the Annex.-II.

Departmental Council

2.09 The recognition exercise for granting recognition to various service associations under the Central Civil services (Recognition of Service Association) Rules, 1993, could not be processed further due to a petition pending in the Calcutta High Court, filed by a previously recognised staff association of the Department of Statistics. The position is the same as was reported during 1997-98. However, in consultation with the Department of Personnel & Training, the Department of Statistics re-started the convening of meeting of the Departmental Council of Planning Commission & Department of Statistics. 96th meeting of the Departmental Council was held on 19th August, 1998. In this meeting, 19 fresh items were included in the agenda, in addition to the 7 pending items. Out of these 26 items, 23 items were settled with the staff side.

2.10 A meeting of the Office Council of the Field Operations Division, National Sample Survey Organisation was held at Thiruvananthapuram, Kerala, on 23 October, 1998. 53 items of agenda were admitted for discussion in the meeting and after discussion, 41 items were settled with the staff side.

Scheduled Castes/Scheduled Tribes

2.11 Details of number of employees belonging to Scheduled Castes and Scheduled Tribes as on 31 December, 1998 are given in Annex -IV.

Internal Work Study Unit

2.12 During the year 1998-99, the Internal Work Study Unit of the Department continued to provide its services in areas of O & M matters. In pursuance of the instructions from the Department of Personnel & Training, information on observance of proper procedure in official dealings between the Administration and the Members of Parliament and State Legislatures was monitored. A compliance report is also sent. Regular exercises to review, record and weed out old records in the Department of Statistics and its attached/ subordinate offices are carried out. Two special drives during the periods from 18-29 May, 1998 and from 9-20 September, 1998 were also launched and a greater attention was paid to this aspect during these periods.

Vigilance

2.13 The work relating to vigilance is being handled in the Department in a decentralised manner. For every division of the Department, a vigilance officer has been nominated. One of the Directors in the Department is functioning as a part time Chief Vigilance Officer. Though there is a limited scope for vigilance activity in the Department of Statistics, it has been the endeavour of the Department to organise vigilance inspections of some of the offices during the year. The Annual Property Returns filed by the Group 'A' and Group 'B' Gazetted officers are invariably reviewed as a part of the vigilance activity. The requisite quarterly returns to Central Vigilance Commission and DOPT etc. are being submitted regularly.

Redressal of public grievances

2.14 Grievances Redressal Machinery, in accordance with the guidelines issued by the Department of Administrative Reforms & Public Grievances, is functioning effectively and smoothly in the Department of Statistics and in all its attached/subordinate offices. An officer of the rank of Director has been designated as Director of Grievances for the Department of Statistics. Similarly, all attached/subordinate offices of the Department of Statistics have also nominated officer(s) of suitable status as Staff Grievance Officers.

2.15 The Department of Statistics is not a public grievance prone Department. As on 1st April, 1998, 15 cases, received during 1997-98, were pending. 21 cases of staff (both serving and retired) grievances relating to service matters were received by the Department during 1998-99. Out of the total of 36 cases, 14 cases have already been settled and remaining 22 are under different stages of examination for redressal of the grievances. Monthly/Quarterly progress reports pertaining to receipt/disposal of public/staff grievances are being sent to the nodal Department, i.e. the Department of Administrative Reforms & Public Grievances.

General Administration

2.16 The Department of Statistics is responsible for upkeep of the cleanliness of the building and for maintaining liaison with CPWD for Civil/Electrical works in Sardar Patel Bhavan. The Department provides services to all the Departments, which include the Department of Administrative Reforms and Public Grievances, Directorate of Public Grievances, Joint Intelligence Committee, National Human Rights Commission, Wireless Planning and Co-ordinations Wing of Ministry of Communication, Department of Programme Implementation and National Authority of India, Chemical Weapons Convention under Cabinet Sect, located in the Building.

2.17 In our endeavour to provide better common services, a number of initiatives were taken by the Department in 1998-99, as follows:

2.17.1 Renovation of Reception Area and setting up, of the "Facilitation Counter-cum Publication Sales Counter "on the Ground Floor of Sardar Patel Bhavan has been completed. These counters are for better aesthetics and better inter-action with the public. The departmental publications on sale basis are proposed to be provided through the sales counter for easy availability to the public.

2.17.2 Co-ordination Committee consisting of representatives from the offices located in S.P. Bhavan, CPWD and the Security Organisation of the Ministry of Home Affairs meet periodically to discuss matters of common interest pertaining to general cleanliness, parking of vehicles, general security aspects etc. During the year 1998, eight meetings of the Co-ordination Committee were held. For tightening of the security of the Building and regulating the entry of the vehicles, services of a private security agency have been engaged.

2.17.3 Renovation of about 2,500 sq. ft. office area located in Sunlight Building at Asaf Ali Road has also been undertaken. On completion, the existing area will be spacious enough to accommodate few more Sections/Units of the Department and ease the accommodation problem.

2.17.4 The Department has undertaken modernisation of the office space on the fourth floor in Sardar Patel Bhavan in a big way involving an expenditure of Rs.33-Lakhs. It is proposed to provide all the modern facilities with latest computer infrastructure to make it an ideal working place.

2.17.5 Renovation and modernisation of the two Training Halls of the Department initiated during the 1997-98 has been duly completed.

CHAPTER III

INDIAN STATISTICAL SERVICE

3.1 The Indian Statistical Service (ISS) was constituted on 1 November 1961 by pulling together posts in various Ministries in statistical discipline which were offered for inclusion in the ISS at the initial constitution of Service. The initial constitution of the Service was made on 15 February 1964 and the posts were encadred in Grade IV, Grade III, Grade II and Grade I. The strength of the Service at initial constitution stood at 185.

3.2 The first examination for direct recruitment in Grade IV of the Service was held in 1967 and the first batch of direct recruits to Grade IV of the Service was appointed in 1968 who were placed below the initial constitution/maintenance stage appointees in that grade. Till date, 21 batches of direct recruits have come into the Service no direct recruitment was made (in the years 1987, 1988, 1989 & 1990, due to the phenomenal increase in the strength in Grade IV of the Service following implementation of the Hon'ble Supreme Court judgment in Narendra Chadha's case which resulted in induction of 365 persons at Grade IV level, who had been appointed on adhoc basis as Assistant Directors, etc. in various Ministries and Departments of the Government of India.) Examinations for direct recruitment were subsequently held in the years 1991 & 1992. Thereafter, there was again a gap of two years i.e. 1993 & 1994. Once again examinations were conducted in 1995, 1997 & 1998. The Department has placed a requisition for filling up of 50 vacancies in Grade IV of ISS by direct recruitment through the IES/ISS Examination 1999, to be conducted by the Union Public Service Commission.

3.3 The Department of Personnel and Training had been functioning as the Cadre Controlling Authority of ISS upto October 1984 when this responsibility was transferred to the Department of Statistics. As Cadre controlling Authority, the Department is concerned with the centralised aspects of managing ISS and all matters pertaining to recruitment, promotion, training, career planning and manpower planning for the Service. Day-to-day administrative matters of ISS officers are taken care of by the concerned Ministries/Departments in which the officer is posted at a given time.

3.4 In the initial constitution, there were, as stated above, only four grades, the highest grade being Grade I in the scale of Rs.1800-2000/- (3rd Pay Commission scale). In December 1986, 13 posts in the Selection Grade (Rs. 2000-2250, 3rd Pay Commission Scale), one post in Super Time Scale Level II (Rs. 2250-2500) and one post in Super Time Scale Level I (Rs. 2500-2750) were encadred into the Service. Just before that, 36 posts were upgraded from Grade III to Grade II in November 1986. Pursuant to the decision taken on the recommendations

of the Fourth Central Pay Commission, Grades I & II of ISS were merged into the Junior Administrative Grade (Rs.3700-5000). Similarly, Super Time Scale Levels I and II were merged in the Senior Administrative Grade (Rs.5900-6700). Simultaneously, grades IV and III of Service were redesignated as Junior Time Scale and Senior Time Scale respectively. The next landmark development, also pursuant to Fourth Pay Commission recommendations, related to abolition of 13 Functional Selection Grade posts by upgrading eight of them to the Senior Administrative Grade and downgrading remaining five to the Junior Administrative Grade. As part of this exercise, carried out in May 1990, one of the posts in Senior Administrative Grade viz. that of Chief Executive Officer, NSSO was upgraded to the Higher Administrative Grade (Rs.7300-7600).

3.5 The number of posts encadred into the service at initial constitution and at present, after the first ever cadre review of ISS completed in February 1998, as well as their distribution in different grades is given in the following table:-

Table: Distribution of posts in different Grades in ISS

As on 1.11.61 As on 1.1.99

Grade	No. of	Posts	Grade	No. of posts
Grade	I	8	HAG	3
Grade	II	7	SAG	19
Grade	III	54	JAG	138
Grade	IV	116	STS	213
JTS	243*			

* Exclusive of 73 leave, deputation and training reserve.

3.6 During the year, attempts were made to fill up all the vacant posts, including those becoming available as part of cadre review of ISS. All the 3 vacancies in Higher Administrative Grade were filled up. Also, to fill up the Senior Administrative Grade vacancies, the DPC was held and the proposal has been send for soliciting approval of ACC.

3.7 The ISS Rules initially provided for appointment in Grade IV of the Service to the extent of 75 percent by direct recruitment and 25 percent by promotion from recognised feeder posts. Subsequently, Rules were amended in 1981 to provide for 60 percent of the vacancies in Grade IV to be filled up by direct recruitment and 40 percent by promotion from the recognised feeder posts. There were also provisions for lateral entries (i.e. direct recruitment) in Grade III, and in erstwhile Grades II and I. At present, there is no direct recruitment except in Grade IV of the Service. All vacancies in other grades are required to be filled up by promotion.

3.8 The Department had issued an integrated eligibility list of feeder post holders for effecting promotions from feeder category to Grade IV of the ISS in terms of Rule 8 (1) (a) (ii) of ISS Rules, 1961 on 7.3.1997. Based on this eligibility list, 136 feeder post holders have been appointed to Gr.IV(JTS) on adhoc basis. UPSC has also been approached to make regular promotions to Gr. IV of ISS as per the promotee quota.

CHAPTER IV

CENTRAL STATISTICAL ORGANISATION

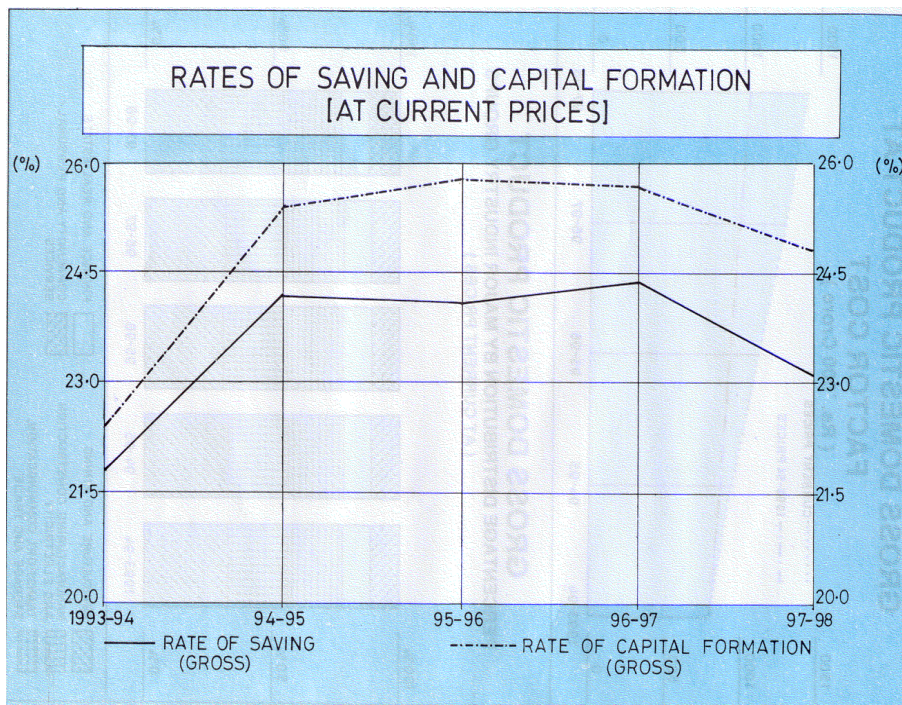
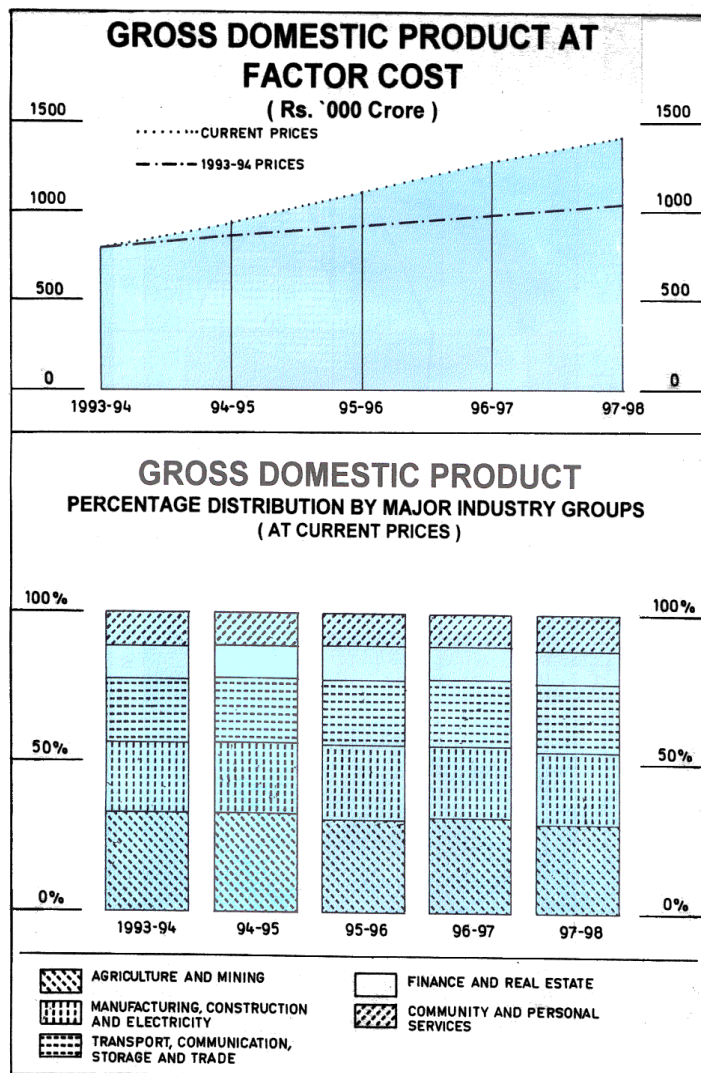
4.1 The Central Statistical Organisation is responsible for coordination of statistical activities in the country, and evolving and maintaining statistical standards. Its activities include National Income Accounting ; conduct of Annual Survey of Industries, Economic Censuses and its follow up surveys, compilation of Index of Industrial Production, as well as Consumer Price Indices for Urban Non-Manual Employees, Human Development Statistics, imparting training in Official Statistics, Five Year Plan work relating to Development of Statistics in the States and Union Territories; dissemination of statistical information relating to trade, energy, construction, and environment statistics, revision of National Industrial Classification, etc. It has a well equipped Graphical Unit. The CSO is headed by the Director-General who is assisted by 2 Addl. Director-General and 2 Dy. Director-General, 4 Directors & 27 Joint Directors and other supporting staff. The CSO is located in Delhi. Some portion of Industrial Statistics work pertaining to Annual Survey of industries is carried out in Calcutta.

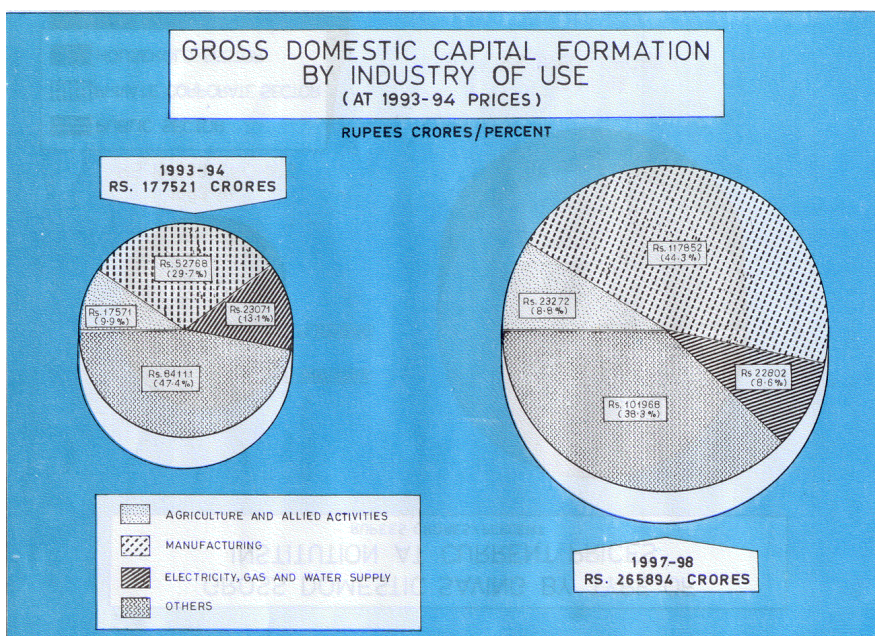
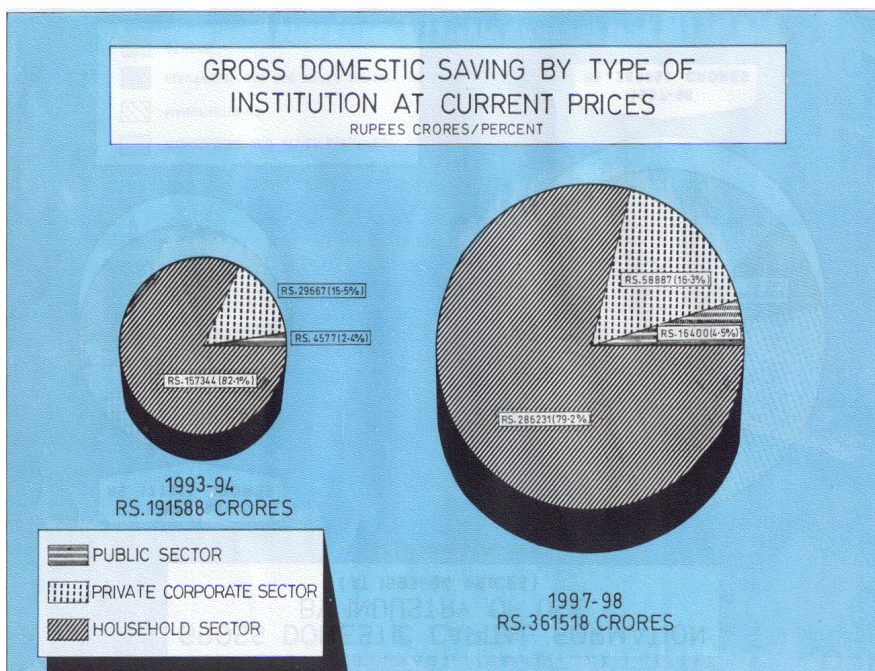
COORDINATION OF STATISTICAL ACTIVITIES

4.2 The Planning and State Statistics Unit of Miscellaneous Statistics Division coordinates statistical activities of the CSO and provides liaison with Central Government Departments, State Governments and International Agencies. It is responsible for convening quarterly meetings of reviewing and monitoring the progress of Annual Action Plan activities of the department. It also organises once in two years, a Conference of Central and State Statistical Organisation which provides a forum for exchange of views and experiences concerning statistical development activities in the country.

4.3 It is also responsible for providing secretarial assistance to the National Advisory Board on Statistics (NABS), an apex body set up by the govt. of India to provide an overall perspective for statistical development and for suggesting priority areas. The NABS has been reconstituted keeping in view to include prominent experts for securing valuable inputs required to strengthen the entire statistical system. The 12th meeting of the NABS was held on 12 November, 1998 at Vigyan Bhawan Annexe, New Delhi.

4.4 In fulfilling its coordinating role, the CSO also participates in the inter-departmental meetings of the Working Groups, Technical Advisory Committee, Standing Committee set up by the Central Ministries/Departments in subject areas of their concern with a view to ensuring adoption of statistical standards on a uniform basis, minimising duplication of efforts and for promoting upgradation of quality and timeliness of data. It also participates in the meetings of the high level statistical coordination committees of the state governments to review activities related to statistical data generation and dissemination within respective states.





National Accounts

4.5 Preparation of national/regional accounts as well as publication of annual estimates of national product, government/private final consumption expenditure, capital formation and saving alongwith consolidated accounts of the nation and detailed accounts of the public sector transaction is an important activity of the Deptt. Related activities which are undertaken, are: i) estimation of capital stock and consumption of fixed capital ii) estimation of state level gross capital formation of supra-regional sectors of railways, communication, insurance, and central government administration, and iii) preparation of comparable estimates of State Domestic Product (SDP) at current prices for the use of Finance Commission.

4.6 The annual publication 'National Accounts Statistics, 1998 giving estimates of the national /domestic product, private final consumption expenditure, saving, capital formation, capital stock public sector transactions and consolidated accounts of the nation for the period 1980-81 to 1995-96 was brought out during the period. This publication also included in the estimates of factor income for the years 1990-912 to 1995-96 and the Quick estimates fore the year 1997-98. Comparable data on macro-economic aggregates and population from 1950-51 to 1996-97 were included in a special statement in the publication. An analytical write-up giving an overview of the economy as observed in the National Accounts Statistics and advance estimates of national income for the tear 1997-98 were also included in the publication. A special statement giving domestic product from livestock sector separately for the period 1980-81 to 1995-96 had also been included to meet the demand of policy makers and researchers.

4.7 The National Accounts Statistics were revised by (i) incorporating improvements with coverage, methodology and adopting more recent data sources,(ii) changing the base year to 1993-94 from 1980-81 and (iii) implementation to the extent feasible the recommendations of 1993 system of National Accounts. The Quick Estimates of national income, consumption expenditure, savingand capital formation for the year 1997-98 as per new series with base 1993-94 were released on 3rd Feb., 1999. The Press release also included revised estimates as per new series, for the years 1993-94 to 1996-97. The advance estimates of national income for the 1998-99 at 1993-94 prices (new series) were released on 9th Feb.,1999.

4.8 As per the Quick Estimates of National Income and related aggregates, the economy in real terms (at 1993-94 prices) achieved a growth of 5.0 percent in gross domestic product during 1997-98 as against 7.8 percent in the year 1996-97. The rates of gross domestic saving and gross domestic capital formation at current prices during 1997-98 were 23.1 percent and 24.8 percent respectively, the corresponding rates in 1996-97 were 24.4 and 25.7 per cent respectively,.

4.9 Comparable estimates of State Domestic Product for the year 1995-96 for the use of the Finance Commission and Planning Commission were prepared in consultation with the representatives of the State Directorates of Economics and Statistics.

Industrial Statistics

4.10 The work relating to Industrial Statistics falls under two categories viz. (i) Index of Industrial Production and (ii) Annual Survey of Industries.

Index of Industrial Production

4.11 In order to capture the structural changes in the Industrial Sector, The Department has launched revised all-India Index of Industrial Production with base 1993-94. Recognising the significant growth of the unorganised manufacturing sector the weighting diagram of the revised series has taken into account the contribution of the unorganised sector also alongwith the organised manufacturing sector, for the first time. The revised series has adopted NIC-1987 instead of NIC-1970 being followed in 1980-81 series.

4.12 The current series of Index of Industrial Production (IIP) with base 1993-94 prepared by the Department is the most up-to-date indicator of industrial growth in the Indian economy. This series covers 543 items (clubbed in 287 item groups; Mining-1, Manufacturing – 285, Electricity – 1) comprising of 64 from Mining & Quarrying, 478 from Manufacturing and 1 from Electricity Sector having the weightage of 10.47%, 79.36% and 10.17% respectively in the all-India IIP. The Index of Industrial Production is released every month in the form of Quick Estimates with a time-lag of less than 6 weeks as per the SDDS norms laid down by IMF. The estimates are also simultaneously being released as per use-based classification viz., Basic goods, Capital Goods, Intermediate Goods, Consumer durables and non-durables. These estimates get revised subsequently on receipt of updated production data from the 15 different source agencies in various Ministries/Departments/Attached/Subordinate Offices. However, the major source of data is Ministry of Industry.

Annual Survey of Industries

4.13 The Annual Survey of Industries (ASI) is the principal source of industrial statistics in India. It provides statistical information to assess and evaluate, objectively and realistically, the change in the growth, composition and structure of the organised manufacturing sector comprising activities related to manufacturing processes, repair services, generation, transmission etc. of electricity, gas and water supply and cold storage. The survey is conducted annually under the statutory provisions of the Collection of Statistics Act, 1953. The ASI extends to the entire country except the States of Arunachal Pradesh, Mizoram and Sikkim and Union Territory of Lakshadweep. It covers all factories registered under Sections 2m(i) and 2m(ii) of the Factories Act, 1948. The survey also covers bidi and cigar manufacturing establishments registered under the Bidi and Cigar Workers (Conditions of Employment) Act, 1966. All the electricity undertakings engaged in the generation, transmission and distribution of electricity registered with the Central Electricity Authority are covered under ASI irrespective of their employment size. Certain services and activities like cold storage, water supply, repair of motor vehicles and of other consumer durables like watches, etc. are covered under the survey. Defence establishments, oil storage and distribution depots, restaurants, hotels, cafe and computer services and also the technical training institutes are excluded from the purview of the survey. The data collected through ASI relates to capital, employment and emoluments, consumption of fuel and lubricants, raw material and other input/output, value added, labour turnover, absenteeism, labour cost, construction of houses by employers for their employees and other characteristics of factories/industrial establishments. Field work is carried out by the Field Operations Division of NSSO. The CSO processes the data and publishes the results.

4.14 The latest ASI 1995-96 summary results for factory sector indicate a total of 1,34,571 working factories in all States and Union Territories except the States of Arunachal Pradesh, Mizoram and Sikkim and Union Territory of Lakshadweep. The number is higher by 9.4 percent as compared with the previous ASI year. These estimated factories together had a total fixed capital worth Rs. 3,48,468 crores, productive capital Rs.4,56,131 crores and invested capital Rs.4,89,969 crores. These factories provided gainful employment to 10.22 million persons and distributed Rs.45,116 crores as emoluments to employees, consumed inputs worth Rs.5,07,491 crores, produced Rs.6,70,514 crores worth of goods and services valued at ex-factory prices and contributed by way of value added by manufacture Rs.1,39,397 crores to the national income. The net fixed assets created by these factories during the period was of the order of Rs.45,494 crores. The net income was estimated as Rs.99,634 crores which is higher by 25.5 percent than that of last year's estimate.

4.15 The ASI summary results for factory sector show that the number of registered factories increased each year during the period 1993-94 to 1995-96. The fixed capital, productive capital, invested capital, workers, employees, persons, wages to workers, emoluments, total input, total output, depreciation involved in the production process and net value added by manufacture have also increased correspondingly when compared with the previous year. In percentage terms, the highest increase has been observed in profit (96.7 percent in 1993-94), rent paid (65.2 per cent in 1995-96), interest paid (34.0 per cent in 1995-96), net income (33.8 percent in 1993-94), total input (29.9 per cent in 1995-96), total output (29.4 per cent in 1995-96), net value added(28.5 per cent in 1995-96), emoluments (27.7 per cent in 1995-96), wages (27.0 per cent in 1995-96), depreciation (26.5 per cent in 1995-96), invested capital (26.4 per cent in 1995-96), fixed capital (25.5 per cent in 1995-96), productive capital (25.0 per cent in 1995-96), persons (10.8 per cent in 1995-96), employees (10.4 per cent in 1995-96), workers (9.5 percent in 1995-96) and factories (9.4 percent in 1995-96).The comparative picture of some selected characteristics at all India level for ASI 1993-94 to 1995-96 are given in the table on next page.

PRINCIPAL CHARACTERISTICS

						% age of	
ITEM	UNIT	1995- 96	1994- 95	1993- 94	1995- 96 over 1994- 95	1994- 95 over 1993- 94	1993- 94 over 1992- 93
Factories	Number	134571	123010	121594	9.4	1.2	1.8
Fixed Capital	Rs. Crores	348468	277645	224413	25.5	23.7	16.4
Productive	Rs.	456131	364941	311522	25.0	17.2	22.0

Capital	Crores						
Invested Capital	Rs. Crores	489969	387535	320547	26.4	20.9	15.4
Workers	Thousand	7632	6970	6632	9.5	5.1	-0.3
Employees	Thousand	10045	9102	8708	10.4	4.5	0.0
Persons	Thousand	10222	9227	8838	10.8	4.4	0.0
Wages to workers	Rs. Crores	27970	22019	175957	27.0	25.1	4.6
Emoluments	Rs. Crores	45116	35342	28640	27.7	23.4	3.9
Total Input	Rs. Crores	507491	390795	320855	29.9	21.8	13.4
Gross Output	Rs. Crores	670514	517987	425744	29.4	21.7	15.5
Depreciation	Rs. Crores	23626	18675	16455	26.5	13.5	14.1
Net Value Added	Rs. Crores	139397	108517	88434	28.5	22.7	24.1
Rent Paid	Rs. Crores	3875	2345	1813	65.2	29.3	29.4
Interest Paid	Rs. Crores	35888	26782	23455	34.0	14.2	3.7
Net Income	Rs. Crores	99634	79390	63165	25.5	25.7	33.8
Profit	Rs. Crores	44047	37208	28599	18.4	30.1	96.7

4.16 The detailed ASI reports are being prepared in CSO (IS Wing) every year from ASI 1993-94 and onwards. The work of CSO (IS Wing) has been geared up in order to develop in-house computer software for data processing for generation of all tables and their publications with effect from ASI 1993-94; reduce the time lag in processing of ASI (detailed) data from 60 months to 12 months in a phased manner within two to three years and to process & publish ASI (detailed) data annually instead of quinquennial basis; and print ASI detailed reports (in 16 volumes) with the help of in-house printing facility.

4.17 Introduction of a new Plan Scheme entitled "Streamlining of ASI Data Processing and Strengthening of Analytical Capabilities of ASI Unit" during the VIIIth Plan followed by restructuring the system of work at CSO (IS Wing) has boosted the momentum in the progress of work. As decided, the Analytical Studies Cell set up in ASI Unit of CSO, New Delhi under the Plan Scheme has also been transferred to CSO (IS Wing), Calcutta during 1997-98.

4.18 Recently, many improvements have been made in the collection, processing and dissemination of ASI data. These are summarised in the following paragraphs.

4.19 Over the last few decades there has been a spurt in the growth of the number of registered factories and consequently in the number of units from whom data are to be collected and analysed annually but manpower resources available to the Department of Statistics could not be increased much due to financial constraints. Thus, collection and compilation of data from a large number of units (approximately 70,000 in number) in a very lengthy schedule have not only led to undue delay in the availability of results but also involve non-sampling errors affecting quality of data. To improve timeliness and reduce non-sampling errors the size of ASI schedule has been reduced for 1997-98 survey. The sampling design of ASI has also been revised. According to the new sample design about 30,000 units will be surveyed through ASI 1997-98 instead of about 70,000 units covered upto ASI 1996-97. This will certainly reduce the data collection and processing time. Also, non-sampling errors will be reduced to a great extent.

4.20 To avoid differences between summary and detailed results entire processing of data of ASI 1995-96 onwards is being done by CSO (IS Wing), Calcutta. To handle this work properly, CSO (IS Wing) has been provided with necessary hardware and software. An action plan has been drawn to reduce the time lag in releasing the ASI results substantially by March 1999. The ASI 1995-96 provisional results for the factory sector and Quick estimates for 1996-97 and 1997-98 have already been released. The final results of ASI 1995-96 and provisional

results of ASI 1996-97 and 1997-98 will be made available by March 1999. Thus, time lag will be eliminated in the release of industrial statistics to users by end of the current financial year.

4.21 The ASI results are available to users on electronic media on payment basis. Only one volume of provisional results and two volumes of detailed results (in place of 16 volumes) will be released on hard print from ASI 1995-96 onwards.

4.22 Steps for ASI data transmission from field offices of NSSO(FOD) to the tabulating agency (CSO, IS Wing, Calcutta) in the form of digitised schedule utilising countrywide net work are also under consideration. This arrangement will improve the quality of data and reduce the time in collecting the data from the field.

4.23 Some State DESs process the ASI data for their States on the basis of duplicate copies of ASI returns received from NSSO (FOD). State DESs are being advised to modify their action plan in ASI in the light of the new sampling design with reduced sample size and to avoid the duplication of work in ASI at the State level. The CSO (IS Wing) will provide the entire data base as well as tables needed by State Govts. and State Govts. may generate district/micro-level estimates, if necessary, by augmenting the sample.

4.24 Four meetings of the Working Group on Commerce, Industry & Corporate Sector Statistics set up for the purpose of making suggestions/recommendations in the related sectors in the context of modernisation of the Indian Statistical System were held on 15, 21 & 29 Oct.98 and 13 Nov.98 under the Chairmanship of Dr. Arun Ghosh. The report of the Working group has been submitted to the Deptt. of Statistics for implementation of the suggestions/recommendations made by the group.

4.25 The following publications were released upto 31st January, 1998:

- i. ASI 1993-94 (detailed) in 16 Volumes (released on electronic media and on hard print);
- ii. ASI 1995-96 Summary Results for Factory Sector (released on electronic media and on hard print);
- iii. Supplement to ASI 1995-96 Summary Results for Factory Sector by State X Industry(released on electronic media); and
- iv. Energy Statistics 1997-98 (released on electronic media).
- v. Quick results of ASI 1996-97 and 1997-98.

Social Statistics Division

4.26 The Central Statistical Organisation (CSO) continued its efforts for the coordinated development of social statistics which covers population, human development, manpower , employment, health, education, social welfare etc., and maintenance of specific standards in these fields. For discharging these responsibilities close liaison is maintained with different agencies like the Planning Commission, Registrar General of India, Ministries of Human Resource Development, Labour, Urban Affairs and Employment, Welfare and Health and Family Welfare besides autonomous research institutions like ICSSR, NIPCCD, IAMR and NCAER etc. The CSO also shared its expertise with various organisations in the field of statistics by participating in the meetings of the Expert Groups constituted by different ministries/organisations and by offering comments on the proposals, questionnaire, tabulation programme, draft reports etc. received from various Central and State Governments, research institutions.

4.27 With regard to improvement of statistics on gender issues, as the most recent data had become available, it was decided to bring out a combined issue for the years 1996 and 1997. This publication had been widely circulated among the Central and State Governments, research institutions etc. The follow up actions for implementation of the National Plan of Action for bridging the data gaps on identified gender issues were undertaken. A meeting of the major data producers and users for reviewing the implementation of the National Plan of Action was organised under the Chairmanship of Secretary, Department of Statistics on 15th July, 1997. This meeting also discussed the issue of computation of Human Development Index (HDI) and Gender Development Index (GDI) for all India and States as well as the possibility of collection and compilation of data with sex-wise break-up at different geographical levels such as all India, State and District. A Technical Advisory Committee (TAC) was also constituted under the Chairmanship of Secretary, Department of Statistics to develop the methodology for computation of HDI and GDI as well as the ways and means for collecting gender related data at different administrative level on a minimum set of indicators. The first meeting of the TAC was held on 5th March, 1998 under the Chairmanship of Secretary, Department of Statistics. It was decided in this meeting that Department of Women and Child Development (DWCD) will first organise a Workshop to identify the gender issues and the relevant indicators. The DWCD organised the workshop during December 2-3, 1998. Future work in this area will be undertaken in collaboration with the DWCD.

4.28 With a view to estimating accurately the contribution of the women in the national economy, steps were initiated for conducting a Time Use Methodological Survey in the country. For this purpose, a Technical Advisory Committee and a Sub-Committee were constituted to work out the details about the sampling design, questionnaire, method of data collection, agencies to be involved in conducting the survey, etc. After finalising the questionnaire and sampling design, field work of the survey started in six selected States, namely Haryana, Gujarat, Orissa, Madhya Pradesh, Tamil Nadu and Meghalaya by the respective Directorates of Economics and Statistics in July, 1998. The Tabulation Plan has been finalised and software packages for data entry, validation and generation of tables has been developed. Steps are being taken to process the data sub-round-wise.

4.29 Data were collected for the combined issue of 1996 & 1997 of the publication "Selected Socio-Economic Statistics, India" giving time series data on different statistics/indicators of social concerns. The publication was printed and circulated widely among ministries/departments, research institutions and libraries etc. Data from most of the source agencies have been received for the preparation of manuscript of the 1998 issue of this publication. The preparation of the manuscript is under progress.

4.30 The Department decided that Social Statistics Division may get two special publications entitled " Youth in India – Profile & Programmes, 1998" and "Indian Population – Some Salient facts and Figures, 1998 " published in commemoration of the 50th Year of India's independence. Both these publications were printed after collecting data from the concerned Ministries such as Health, Education, Women and Child Development, etc. Both these publications have been widely circulated nationally and internationally.

4.31 To verify the validity of data on sex ratio from 1991 Population Census, a diagnostic survey was conducted in 5 selected villages of Haryana where sex ratio was found to be abnormally low in 1991 and the relevant data are under processing.

Sample Survey Unit

4.32 The Central Statistical Organisation brings out annually a publication 'Directory of Sample Surveys in India' giving at one place consolidated information about objectives, coverage, sampling design procedure adopted for data collection, arrangements for data processing, cost of survey, main findings etc. in respect of surveys reported by various governmental and non-governmental agencies in the country. This report enables the organisations engaged in sample survey work to share the experience/expertise in the field of sample surveys. During the year, 47th Annual Report, 1996 (English version) and 48th Annual Report, 1997 (English version) have been released. Hindi version of the 46th Annual Report, 1995 was also released.

Environment Statistics

4.33 Environment Statistics is a newly emerging area of importance and there is an increasing emphasis on making available relevant data required in the context of promoting environmentally acceptable production technology, conservation of resources, waste minimising, control of pollution of air, water and atmosphere, protection of forests, flora and fauna etc. The environment Statistics Unit continues to close liaison with different organisations dealing with respective subjects including Ministry of Environment and Forests.

4.34 The Compendium of Environment Statistics 1997 was brought out by Central Statistical Organisation. The Compendium was widely circulated. The various data source agencies have been requested to supply the data for the Compendium of Environment Statistics, 1998. The draft manuscript is under preparation.

4.35 The Central Statistical Organisation has supplied the data on questionnaire on Environmental indicators to the United Nations Statistics Division.

4.36 The agenda paper on Development of Environment Statistics was prepared for the meeting of the National Advisory Board on Statistics (NABS).

4.37 A two days' National workshop on environment statistics was held at Goa from 12 to 13 January, 1998. The proceedings of the workshop have been brought out in the form of a book which contains various chapters based on the technical sessions held during the workshop. These are : Environment Statistics; environment, Population and human health; Status of data bases on Biodiversity, different types of pollution, Human settlements and their impact on environment; Land and soil and their degradation; and Natural Resource Accounting and Recommendation of workshop.

Natural Resource Accounting

4.38 The valuation of natural resources has assumed significance under the Agenda 21 of the United Nations Conference on Environment and Development held during June 1992 in Rio de Janeiro. This requires integration of national accounts with natural resource accounting for taking suitable decisions for sustainable development and computing Green GDP. Keeping this in view, the Department of Statistics proposed to launch a pilot project on natural resource accounting in Goa. For this purpose, a Technical Working Group was constituted under the chairmanship of Secretary, Department of Statistics to give guidelines for implementation of the project. On the recommendations of this working group, a background paper was prepared by the Tata Energy Research Institute, assessing the availability of data, need for collection of fresh data and methodology to be followed for the implementation of the project. The second meeting of the Working Group was held on 23 September, 1998 in which further task of designing the project in two phases has been entrusted to TERI, to be implemented under the supervision and coordination of Director of Economics and Statistics, Govt. of Goa. The project will be implemented in two phases with total duration being two and a half years out of which the first phase will include about six months.

Research studies/sample surveys funded

4.39 The Department is operating a scheme on "Payment of Professional services in respect of research studies/sample surveys and related activities" to generate official statistics, develop methodologies for collection, analysis and processing of data and other research studies on the subjects related to Department of Statistics. About 100 research proposals had been received in response to the advertisement issued in October 97 and these are regularly screened by the Standing Research Advisory Committee set up for the purpose. The following research studies have been approved for funding during the year :

- i. Economic liberalisation and labour market flexibility in India.
- ii. Informal Sector perspectives in development.
- iii. A survey on the gender issues affecting females in household industries in one district of Tamil Nadu.
- iv. Development of statistics in the environmental sector.
- v. Multi-dimensional problems of women in Kashmir valley.
- vi. Shifting pattern of the household consumption of energy in urban area of Orissa.
- vii. Role of women in rural economy of India.
- viii. Informal sector activities in rural areas : A methodological study.

Price Statistics

4.40 The CSO has been compiling and publishing, on a monthly basis, Consumer Price Index for Urban Non-Manual Employees [CPI (UNME)] since 1960. The data on retail prices of goods and services in the consumption basket, used for compilation of CPI(UNME), are collected by the Field Operations Division (FOD) of the National Sample Survey Organisation (NSSO). The number of goods and services for which data are collected varies from centre to centre. The smallest number is 146 in the case of Imphal; and the largest 345 for Delhi. Data on house rent and off-take of selected commodities are also collected. Based on these data, the CSO compiles and releases the CPI(UNME) on base 1984-85=100. This index is widely used by various agencies for varied purposes, including as an input to the wage and salary adjustment process; indexation of pension and superannuation payments, government taxes, charges and contracts; and as a general measure of inflation. During 1998-99, monthly indices relating to March 1998 to December 1998 have been released upto January 1999. Indices for the months of January-February 1999 are expected to be released between February 1999 and March 1999. Two brochures, giving CPI(UNME) at group and sub-group levels for 59 urban centres and all-India, for the periods July-December 1997 and January-June 1998 respectively, were also released. The brochure for the period July-December 1998 is likely to be released by March 1999.

4.41 The all-India general and group level, CPI (UNME) for the period January 1996 to June 1998 is given in the Table on next page. The trends delineated by the movements of all-India CPI(UNME) series at group level, are shown in Chart V.

TABLE

All-India general and group level CPI(UNME): January 1996 to June 1998

Year	Month	Group 1	Group 2	Group 3	Group 4	Group 5	General
1996	Jan	280	216	227	290	253	262
	Feb	280	217	227	292	254	263
	Mar	283	217	227	294	255	264
	Apr	288	219	227	296	257	267
	May	294	220	227	298	258	271

1997	Jun	301	220	227	299	259	274
	Jul	306	234	234	300	268	281
	Aug	308	236	235	301	272	283
	Sep	309	239	235	303	274	284
	Oct	311	240	235	305	276	286
	Nov	313	241	235	308	278	288
	Dec	315	242	235	310	279	289
	Jan	313	244	243	310313314	282	290
	Feb	313	246	243	315	284	291
	Mar	313	247	243	316	285	291
	Apr	315	251	243	318	287	293
	May	315	252	243	319	288	293
1998	Jun	317	252	243	321	290	295
	Jul	319	254	248	323	292	297
	Aug	321	255	248	325	294	299
	Sep	322	264	248	327	298	301
	Oct	324	266	248	328	300	303
	Nov	323	266	248	330	301	303
	Dec	330	268	248	331	304	307
	Jan	340	269	255	332	305	313
	Feb	338	270	255	333	306	313
	Mar	335	270	255	335	311	312
	Apr	341	271	255	335	312	316
	May	348	271	256	335	314	320
	Jun	361	269	256		317	326

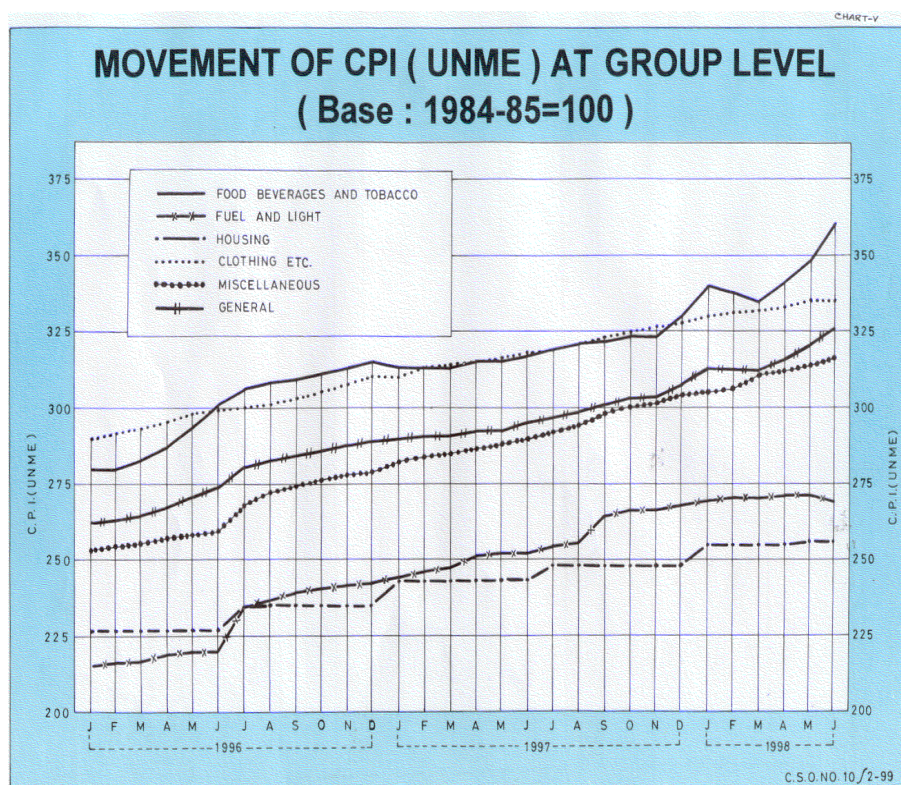
Note: Group 1: Food, Beverages and Tobacco;

Group 2: Fuel & Light; Group 3: Housing;

Group 4: Clothing, Bedding & Foot-wear;

Group 5: Miscellaneous;

General: All groups combined.



4.42 Presently, the coverage and applicability of the four Consumer Price Indices (CPIs) compiled at national level in the country, namely CPI(IW), CPI(AL), CPI(RL) and CPI(UNME), are restricted to specific segment of the population, as per the respective nomenclatures. As such, a need is felt to develop broad based CPIs which would measure the price behavior and effect of price fluctuation of different

commodities and services on the living standards of urban and rural segments of the population of the country. Accordingly, a plan scheme for 'Development of CPI series, separately for urban and rural population at national level' was proposed during Ninth Five Year Plan (1997-2002). In this context, a number of technical issues like consistency of various indices, avoidance of duplication of national efforts, weighting pattern for various items/groups in the series and the target population, are still under the process of inter-ministerial consultations. As the issues related to the subject were quite involved, it has been decided that the Planning Commission would look into the matter in its entirety before further action in this direction is initiated.

Economic Census & Surveys

4.43 A scheme of Economic Census and Surveys was initiated in the Department in 1976 to fill the data gaps in the unorganised segments of economy. Accordingly, the first nationwide Economic Census was conducted by the CSO in collaboration with the Directorates of Economics & Statistics in the States/UTs during the last quarter of 1977 which included in its scope and coverage all establishments (enterprises employing at least one hired worker on a fairly regular basis) in the non-agricultural sector only. The second and the third Economic Censuses were synchronised with the house-listing operations of population census and were conducted in 1980 and 1990 respectively. The second and third Economic Censuses had within its scope and coverage all enterprises (establishments as well as own account enterprises) in the entire economy excluding crop production and plantation.

4.44 The conduct of fourth Economic Census was approved by the Government at a total cost of Rs.55.93 crores during the period 1997-2000 of the Ninth Five Year Plan with the following objectives:

- i. To prepare a sound sampling frame for sample selection in follow-up surveys;
- ii. To fill up data gaps in the unorganised sector and to meet the requirements of various data users; and
- iii. To assess the impact of liberalisation of entrepreneurial activity.

4.45 The fieldwork of the Census was scheduled to be undertaken during 1997-98 itself but in view of the 12th Lok Sabha elections, the activity was slightly delayed and was taken up in 1998-99. Accordingly, the field work has since been completed in all the States/UTs except Andhra Pradesh. Provisional results based on manual tabulation have been received from all except Andhra Pradesh, Assam, Karnataka, Maharashtra, Sikkim, Tamil Nadu, Uttar Pradesh, West Bengal and Andaman & Nicobar Islands. These are under examination. The scrutiny of data collected in the field and coding of schedules for detailed tabulation is in progress. It is proposed to first bring out salient results in respect of key parameters in respect of different States/UTs. A Monitoring Committee at all-India level has been constituted under the chairmanship of Prof. J. Roy, Research Professor, Emeritus, ISI, Calcutta to monitor the progress of pre-field operations, field operations, work of data processing and to assess the extent of non-sampling errors based on the findings of post-enumeration check so as to finalise detailed results of Economic Census. The meetings of the Monitoring Committee were held on 18.3.98, 16-17 July 1998 and 21.8.98. The post-enumeration check of the fourth Economic Census has so far been conducted in 21 States/UTs and are likely to be completed in the remaining States/UTs shortly.

Expert Group on definition of Informal Sector

4.46 Meeting of the Expert Group formed on the recommendations of NABS under the chairmanship of Prof. S.Tendulkar was held on 5.11.98. The Expert Group has since submitted its report to NABS.

Expert Group on Informal Sector Statistics "Delhi Group"

4.47 The Working Group on "International Statistical Programme and Co-ordination" in its meeting held during 1996, had endorsed a proposal of the Expert Group on Economic Statistics for the constitution of various "Voorburg" type groups with a view to addressing critical issues in Economic Statistics. Since, Informal Sector has been growing at a significant pace in most developing countries and India has accumulated some experience in developing a data base, the Department of Statistics, Government of India took initiative to constitute an Expert Group on Informal Sector Statistics christened as 'Delhi Group'.

4.48 The second meeting of the Expert Group on Informal Sector Statistics (Delhi Group) was held at Ankara, Turkey during 28-30 April, 1998. Dr. Orner L. Bebizlioglu, President of State Institute of Statistics, Ankara, Turkey welcomed the delegates from different countries. Shri M.D. Asthana, Secretary, Department of Statistics gave an opening address as a chair-Person of Delhi Group. The meeting was attended by 37 participants from 9 countries, 5 International Organisations, and other national and international institutions of repute. Discussions during the meeting mainly focussed on current status of data on informal sector and its limitations, country profile, definition of informal sector, survey design, problems in collection of data and quality aspects, contribution of informal sector in terms of employment, value addition, capital formation etc. in the national economy and social security of the workers in informal and unorganised sector. Pursuant to the recommendations of the second meeting, the work on following projects is in progress:

- i. Current stocktaking existing country practices and conducting of periodic inventories in future years, including measures of employment and GDP by industry sector and gender statistics (where available).
- ii. Clarifying and operationalising the SNA international definition for national accounts and international comparison purpose.
- iii. Developing strategies to address Sample frame and weighting issues.
- iv. Investigation of quality assurance methods for non-sampling areas (e.g. post enumeration studies).
- v. Investigating and developing an appropriate methodology to develop more accurate measures of value added.

Enterprise Surveys

4.49 In the Enterprise Survey 1992-93, two sectors viz. Mining & Quarrying and Storage & Warehousing were covered and reports on both the sectors have been released.

(i) Sample Coverage

- a. Mining and Quarrying:- A total of 20537 sample enterprises were netted comprising 19740 enterprises from rural areas and 797 from urban areas .
- b. Storage & warehousing :- A total of 2156 sample enterprises were netted comprising 1027 enterprises from rural areas and 1129 from urban areas .

(ii) Subject Coverage

(a) Mining and Quarrying: The activity of Mining & Quarrying covers underground and surface mines, quarries and wells, extraction of minerals and all the supplemental activities such as dressing and beneficiation of ores and other crude materials. These supplemental activities are crushing, screening, Washing, cleaning, grading, milling, melting, palletising, topping and other preparations carried out at mine site which are needed to render the material marketable.

(b) Storage and Warehousing: The activities covered under Storage & Warehousing services sector were warehousing of

agricultural products without refrigeration (NIC-740), warehousing of agricultural products with refrigeration-cold storage (NIC-741) and other storage warehousing services (NIC 749).

4.50 The following tables provide the key results of the survey:-

A. Mining & Quarrying

Type of enterprise	Estimated Enterprises(No.)	Estimated Workers (No.)	Estimated G.V.A. (Rs. in lakhs)
Own Account enterprises	133138	324108	9379
Non-Directory Establishment	46498	166343	7941
Directory Establishment	55490	1015850	56779
Total	235126	1506301	74099

B. Storage & Warehousing

Type of enterprise	Estimated Enterprises(No.)	Estimated Workers (No.)	Estimated G.V.A. (Rs. in lakhs)
Own Account enterprises	29311	40865	5153
Non-Directory Establishment	31617	88675	29951
Directory Establishment	7179	68305	27605
Total	68107	197845	62709

Training

4.51 The Training Division of the Central Statistical Organisation (CSO) organises regular training courses for the officers of the Indian Statistical Service (ISS) and statistical personnel of the Central and State Governments and Public Sector Undertakings. Besides, the Division also organises specialised training courses for the officers of the ISS and those sponsored by some international Organisations.

4.52 During the year, Eleven training programmes of varied duration from one week courses to 8 week courses and one year programme for various senior/middle level officers, students, statistical personnel and direct recruits to Grade IV of Indian Statistical Service have been organised. Subjects covered are modules on Official Statistics, Management Techniques, Construction of Life Tables and Population Projections, Planning and Evaluation, Theory of Samples Surveys, Time Series and Forecasting, Organisation of Sample Surveys, Survey Design and training programme on Financial and Banking Statistics, National and International Statistical System and National Accounts Statistics. The division has also conducted seven Seminar Talks on varied subjects.

Statistical Intelligence Unit

4.53 The Statistical Intelligence Unit, Central Statistical Organisation is continuously engaged in collection, compilation and updation of various socio economic data series and their trends in respect of India for dissemination to the national as well as international agencies including UN/ESCAP. Besides this, the Unit has also been entrusted with the job of implementing the plan scheme on awards and fellowships for outstanding and meritorious research work in statistics under the Ninth Five Year Plan.

CHAPTER V

NATIONAL SAMPLE SURVEY ORGANISATION

Organisation and Functions

5.1 The National Sample Survey Organisation (NSSO) carries out socio-economic surveys, undertakes field work for the Annual Survey of Industries and follow-up surveys of Economic Census, sample checks on area enumeration and crop estimation surveys and prepares the urban frames useful in drawing of urban samples, besides collection of price data from rural and urban sectors. This organisation, functions under the overall direction of a Governing Council with requisite independence and autonomy in the matter of collection, processing and publication of NSS data. In addition to the non-official Chairman, the Governing Council is composed of five academicians, five data users from Central and State Government departments and senior officers of the Department. The NSSO is headed by the Director General and Chief Executive Officer (DG&CEO) who is responsible for co-ordinating and supervising all

activities of the organisation and is assisted by a small secretariat called Co-ordination and Publication Division(CPD). The DG&CEO is also Member-Secretary of the Governing Council. The major activities of the NSSO pertain to Survey Design, Field Operations, Processing of data collected and releasing of the results based on survey. The Survey Design and Research Division and Data Processing Division have its headquarters at Calcutta. The Field Operations Division has its headquarters at Delhi and Faridabad with a network of six Zonal offices spread throughout the country. The Data Processing Division with its headquarters at Calcutta has Data Processing Centres at Delhi, Giridih, Nagpur, Bangalore, Ahmedabad and Calcutta.

Governing Council of NSSO

5.2 During the year 1998-99, two (70th and 71st) meetings of the Governing Council of NSSO were held in April and July 98 respectively. In the 70th meeting the sample design and schedules of enquiry of 55th round of NSS were discussed and finalised. The meeting also considered the proposal of Ministry of Welfare for undertaking survey of street children available in the country. After lot of discussion, it was decided not to take up the survey immediately as the launching of same would primarily call for a change in the methodology of sample selection in addition to the change in the method of collection of data. However, it was suggested that if a separate listing of houseless households/houseless children through schedules 0.2 of 55th round is made, the same could perhaps throw some light on the proportion of such cases. In the 71st meeting, undertaking of Special Survey for Generating Alternative Estimates of Value Added Per Worker, at the behest of National Accounts Division (NAD), of CSO, was discussed and it was decided that the proposed survey be undertaken as an exploratory study without terming it as a NSS round. The special survey started on 17th August, 1998 and will continue upto June 99. The 55th round survey on Consumer Expenditure and Employment will, as a result, commence from July 1999 – June 2000.

5.3 Workshops for processing of NSS 54th round were organised at Calcutta during April, 21-22, 1998, Ahmedabad on 27.4.1998 and Nagpur on 11.5.1998.

5.4 Two meetings of the 'Expert Committee to examine wide variation in the data sets on the same subject' were held at Mahalanobis Bhavan, Calcutta on 1.5.1998 and 21.9.98.

5.5 Working Group meeting on the Tabulation Plan for NSS 54th round was held at Calcutta under the Chairmanship of Prof. Pravin Visaria, Chairman, Governing Council, NSSO.

5.6 Conferences on Special Survey on Non-agricultural enterprises were organised at Jaipur, Bangalore and Guwahati on 4.8.98, 9.8.98 and 24.8.98 respectively.

5.7 Workshop on Multipliers and Estimation Procedure for NSS Surveys and Special Survey on value added per worker was held at Mahalanobis Bhavan, Calcutta. on 4.8.98 and 9.8.98.

Statistical Co-ordination

5.8 The role of NSSO in the field of Agricultural Statistics is to provide technical guidance to the States in the conduct of Crop Estimation Surveys aimed for objective estimation of yield of principal crops. The main objective of the scheme is to locate through joint efforts of Central and State agencies, deficiencies in the system of collection of Crop Statistics in each State/Union Territory and to suggest remedial measures. Under the scheme, sample checks on the primary field work relating to area enumeration in approximately, 5000 villages and supervision of 15,000 crop cutting experiments are undertaken in every agricultural year. In addition to this sample check on aggregation of area figures above the village level i.e. at Tehsil, District and State level is also undertaken in 13 land record States spread over 32 Regions of NSSO as a part of Improvement of Crop Statistics (ICS) programme since 1980-81.

5.9 During the agricultural year 1997-98 upto December '98 the work relating to sample check on area enumeration was carried out in 1270, 4949, 4649 and 3969 villages as against 1270, 4949, 4649 and 4029 villages planned during Early Kharif, Kharif, Rabi and Summer seasons respectively. Likewise 15648 crop cutting experiments were supervised as against 15660 experiments planned.

5.10 For agricultural year 1998-99, checking of area enumeration was completed in 1269 villages during Early Kharif 4434 villages during Kharif and 8 villages during Rabi season upto December 1998 as against 1270, 4949 and 4649 planned respectively. For sample check on crop cutting experiments 1170, 7080 and 10 experiments were supervised upto December 1998 during Early Kharif, Kharif and Rabi respectively as against 1262, 8956 and 4646 experiments planned. By March 1999, another 92, 1652 and 1028 crop cutting experiments during Early Kharif, Kharif and Rabi respectively are expected to be supervised.

5.11 The data collected through the supervision of crop cutting experiments at harvest stage are also utilised to compute the advance estimates of yield rates of specified crops of the states covered. For the agricultural year 1997-98 as many as 167 estimates of yield rates have been forwarded to Ministry of Agriculture, New Delhi as per the pre-decided time schedule. 47 advance estimates of yield rates spread over various crops and States for the year 1998-99 have also been issued by December 1998.

5.12 The findings of ICS are brought out in the form of Reports on the Status of Estimation of Crop Production in States as well as in all India. The State wise Reports are brought out during each agricultural year. A consolidated report on all India Status is also prepared annually. During the year under reference, the Statewise reports for the year 1996-97 for Kharif and Rabi have been issued for all the States. The All India Report on Status of Estimation of crop production in India 1995-96 have also been issued and the draft report for 1996-87 have been prepared.

5.13 Another report based on Crop Estimation Survey titled "Consolidated Results of Crop Estimation Surveys (CES)" on Principal Crops in India for the year 1995-96 has also been brought out during the year.

5.14 High Level Co-ordination Committees (HLCCs) have been formed in the States to deliberate, discuss and sort out organisational & operational issues pertaining to various aspects of Agricultural Statistics. They provide a link for proper co-ordination between the centre and states forming a basis for the improvement of quality and timeliness of Agricultural Statistics. During the year under report, meetings of High Level Co-ordination committees were held in the States of Rajasthan, Punjab, Bihar, Kerala, Madhya Pradesh, Karnataka and West Bengal.

5.15 In addition to High Level Co-ordination Committees, district Level Committees are also functioning at decentralised level. These committees are entrusted with the task of examining, at the field level, reasons of variations in the entries as recorded by the Patwaries and as observed by Central/State Supervisors during sample check on area enumeration under ICS. The functioning of committees goes a long way in affecting improvement in the State system of area and yield statistics. Response in this case during the year has also been quite encouraging.

5.16 Outside the purview of mandated association of NSSO in Improvement of Crop Statistics, the Field Operations Division has taken up a very important task of updation of Crop Calendar for the country at the behest of the Secretary, Department of Statistics as the present Crop Calendar is more than 30 years old. The first phase of updation of Crop Calendar on the basis of information received from the states has been completed. The updated calendar gives information relating to periods of sowing, harvesting and marketing for different crops in the States. It is due to initiatives and efforts of the NSSO (FOD) that Crop calendar has been updated after a lapse of more than 30 years since its last version of 1967.

5.17 The NSSO regularly collects retail rural price data on monthly basis from shops/outlets in selected markets located in a sample of

419 villages in respect of 129 selected essential items (in old series) and from another non-overlapping set of 603 villages for 260 items (revised series) for compilation of Consumer Price Index number for Agricultural Labourers by the Labour Bureau. These index numbers are published in the monthly publication 'Indian Labour Journal' of the Labour Bureau, the latest (November 1998) issue of which give the index for the month of July 1998. Commodity-wise average rural retail prices as per the old series are continued to be published in the Monthly Abstract of Statistics (MAS). The latest September 1998 issue gives the average prices for the month of March 1998.

Survey on Land & Livestock holdings and Debt & Investment

5.18 The NSS 48th round (January - December, 1992) was devoted to the survey on Land & Livestock holdings and Debt & Investment besides the usual enquiry on consumer expenditure. Based on the survey results of Debt & Investment, seven reports have been released.

Survey on Housing condition and Migration with special emphasis on Slum dwellers

5.19 In the 49th round (January - June, 1993) of NSS, information on Housing condition and Migration with special emphasis on Slum dwellers besides the enquiry on consumer expenditure was collected. One report on 'Migration in India' has been released on the basis of survey results.

Quinquennial survey on household consumer expenditure and employment & unemployment

5.20 The Fifth quinquennial survey on household consumer expenditure and employment & unemployment was carried-out in the 50th round (July, 1993-June, 1994) of NSS. During the year, one report on 'Employment and Unemployment situation among religious groups in India' has been released.

Survey on unorganised manufacturing sector

5.21 The NSS 51st round (July, 1994 - June, 1995) was devoted to the survey on unorganised manufacturing and repairing enterprises/establishments besides the regular enquiry on consumer expenditure. On the basis of survey results, one report on consumer expenditure and three reports on unorganised manufacturing enterprises have been released.

Survey on health care and participation in education

5.22 NSS 52nd round (July, 1995 - June, 1996) was devoted to social consumption with focus on morbidity, health care, education and problems of aged persons besides the regular enquiry on consumer expenditure. Till date, one report on 'Consumer expenditure' and one report each on Participation in education, Morbidity, Child Care and Aged Persons have been released on the basis of the survey results during the year.

Survey on trade

5.23 The survey on unorganised trade covering the Own-account trading enterprises and Non-directory trading establishments in addition to the usual consumer expenditure was carried-out in the 53rd round (January - December, 1997) of NSS. One report on consumer expenditure has been released so far and two draft reports on small trading units in India have also been released.

Annual survey on consumer expenditure

5.24 To maintain continuity, data on household consumer expenditure, employment and unemployment are being collected in every NSS round, through relatively small sample besides regular quinquennial surveys. The field work of such surveys in respect of NSS 54th round (January - June, 1998) is completed. On the basis of the survey results, one draft report on household expenditure and employment situation in India will be prepared during the year.

Survey on Common Property Resources, Village Facilities, Sanitation & Hygiene and Services

5.25 NSS 54th round (January - June, 1998) was devoted to the Survey on Common Property Resources, Village Facilities, Sanitation & Hygiene and Services. During the year, three draft reports will be prepared on the basis of the survey results.

Urban Frame Survey

5.26 For conducting socio-economic enquiries in urban area an updated frame of sampling units is an essential pre-requisite and Urban Frame Survey is being carried out by Field Operations Division to meet this objective. To ensure this, the frame is being up-dated on a regular basis once in five years. For the first time UFS Blocks were used for enumerations of Enterprises in Economic Census 1998. Unique identification codes were assigned to each urban block of Urban Frame 1992-97 for the purpose which led to computerisation of the details pertaining to more than 3.5 lakh blocks in the frame. These blocks are demarcated in about 15,000 maps called Investigator Units Maps (IV Units Maps) to facilitate easy identification.

5.27 Field work of the 6th phase (1997-2002) of the Urban Frame Survey, which commenced from July' 97 is currently in progress and till December 1998, work in respect of 82913 blocks have been completed /updated in 624 towns as against an estimated target of 3.6 lakh blocks in about 4675 towns comprising urban agglomerations and their constituent towns. During the remaining period of 1998-99 another 18000 UFS blocks are expected to be completed/updated.

5.28 The survey being unique in nature and the records and maps being of significant importance in organising and conducting enquiries in urban sector, a programme of commercialisation of maps and other records was initiated in the year 1988. Up to December 1998 an amount of Rs.8,30,800 has been realised on this account.

Enterprise Survey

5.29 As a part of the programme of organising follow up surveys of Economic Census, large scale enterprise surveys on selected sectors of national economy are conducted with the objectives to collect detailed information on inventory of fixed assets, outstanding

loans etc. in respect of enterprises in such sectors.

Annual Survey Of Industries

5.30 Field work for Annual Survey of Industries (ASI) is carried out by the Field Operations Division (FOD), NSSO. In the ASI 1996-97, which was concluded in June 1998, the over all completion was 70,279 factories as against the net allotment of 73,598 factories, the percentage rate being 95.5 %. Field work for ASI 97-98: Substantial changes in the sample design have been incorporated on the basis of the recommendations of the "Technical Group for revision of sampling design of annual survey of Industries" with reduced sample size and only two compacted categories – (A) Census Sector, which covers – (i) all industrial units of the 12 less industrially developed States/UTs, (ii) Industrial units having 200 or more workers, (iii) All Electric Undertakings and PSUs and significant Industries having input/output/GVA/NVA as per ASI 93-94, ASI 94-95 & ASI 95-96, supplied by CSO(IS Wing), Calcutta and (B) Sample Sector – which covers the entire ASI frame minus the industrial units of (A) census sector. Another salient feature is the introduction of the shorter and user friendly schedule with the innovative questions in the Part – I of ASI schedule designed to fetch, inter-alia, information on – (a) Quality Assurance, (b) Information Technology, (c) International Trade, (d) Capacity Utilisation of plant and machinery, (e) proprietorship of product/by product and (f) Pollution. The field work for ASI 97-98 was taken up in September 1998 after issue of notices and targeted to complete the whole work in record time by November 1998. The overall completion is 33,308 factories out of a net allotment of 34,890 factories (95.5%) upto December 1998.

Plan Schemes

5.31 Keeping in view the modernisation of activities to be carried out, two Plan Schemes under the names (i) Organisation of Library and Modernisation of Statistical System, and (ii) Post Survey Evaluation of Sample Surveys are being implemented in SDRD.

5.32 The following three schemes are being implemented in Data Processing Division during Ninth Plan:

(a) Construction of office building for NSSO at Calcutta.

(ii) Strengthening and modernisation of NSS Publication Wing.

(b) Rationalisation of Data Processing Facilities and Upgradation of the existing Micro Processing System for accelerating data processing and creation of data base for socio-economic Surveys.

5.33 The following plan schemes are being implemented in Field Operation Division, NSSO during Ninth Plan:

(i) Construction/Purchase of office accommodation for field offices.

(ii) Strengthening and streamlining of field offices.

(iii) Strengthening of training facilities at Zonal Centres and

(iv) On line transmission of Survey data from field offices to processing centres and

modernisation in the data collection system.

5.34 The following two schemes are being implemented in Co-ordination and Publication Division (CPD) of NSSO during Ninth Plan.

1. Grant-in-aid to north-eastern States of Manipur, Tripura, Mizoram and Arunachal Pradesh for carrying out Central NSS work.
2. Strengthening and modernisation of NSS Publication Wing.

Training

FOD

5.35 The 6 Zonal Training Centres of NSSO continued their activities of imparting in-service training to the technical staff of FOD. During the year 277 trainees at the levels of Superintendents, Assistant Superintendents, Investigators, UDCs and LDCs were imparted training in 8 batches in Operator Level Course (OLC) at Bangalore and Nagpur.

5.36 During December' 98, "Specialised Training Programmes" of 6 days durations were held in all the Zonal centres and AS Wing, Faridabad. In all, 130 Investigators and 149 Assistant Superintendents participated in the training. The special training for Superintendents was held from 22.1.99 to 29.1.99. The broad topics covered were–National Statistical System, Modernisation and Computerisation of NSS, Computer appreciation module covering data collection, transmission and processing of data, Human Resource Development covering Motivation, Leadership and Management and the surveys conducted by Field Operations Division. This includes Annual Survey of Industries, Agricultural Statistics, Socio-Economic Statistics, Price Collection, Urban Frame Survey, etc. and field visits followed by a feed back NSSO/CSO session. The objective is to expose all the field staff to this programme during 1998-99 and 1999-2000. Eight such programmes are proposed to be organised in each of the six zonal centres and Faridabad.

5.37 In addition to above training programmes organised by the Division, its officers served as faculty in various training programmes organised by the Training Division from time to time. Staff of the Division also participated in training programmes organised by the organisations like Training Division, Central Statistical Organisation, Institute of Secretariat Training and Management and National Informatics Centre.

5.38 A special training programme was arranged for XXII Batch of the ISS probationers during the months of September-October 98. This included two-day orientation programme at FOD Headquarters and attachment of the probationers to different zonal Centres for detailed exposure to various schemes undertaken by the Division. They were also engaged in actual data collection in the field in a survey on Sex Ratio in the state of Haryana.

5.39 S/Shri M.Neelakanthan, Deputy Director General, Dr. A.K. Yogi, Director (North Zone), K.L. Taneja, J.P. Misra and S.N. Singh, Joint Directors participated in the workshop on Modernisation of Indian Statistical System during 14-16 September' 98 at Vigyan Bhavan, New Delhi as part of negotiation of World Bank Aid. They worked as co-ordinator/rapporteurs in the different working groups in the workshop constituted to deliberate on sector specific issues.

5.40 The training workshop organised annually to discuss procedures to be adopted for processing data of a particular survey round, provides an opportunity for an exchange of ideas and fruitful interaction amongst the participants. Besides the staff and officers of DPD; representatives from State Statistical Bureaus also participate in the training-workshop. The D.P.Centre-wise training workshop for the 54th round devoted to inquiry on Common Property Resources, Sanitation and Hygiene (Schedule 31), Common Property Resources and Village facilities (Schedule 3.3) as well as Consumer expenditure (schedule 1.0) were organised between April and May '98. In-house training on Department of Statistics and WINDOWS had been organised in the DPD for benefit of the officers of both DPD & SDRD.

Dissemination and Publication

5.41 The results of the National Sample Surveys are published in the quarterly journal of the Department 'Sarvekshana'. List of publications and the reports released by the NSSO during 1998-99 are at Annex-III.

CHAPTER VI

COMPUTER CENTRE

6.1 The Government of India, with distant foresight, visualised the urgency and necessity of introducing the Computerisation in the official work during mid -sixties. Consequently, it was decided during 1967, to set up this Computer Centre as an attached office under Deptt. of Statistics, Cabinet Secretariat, to cater to the Data Processing needs of this Department and other Government Offices under different Ministries. With the clear objectives of creating Computer awareness, this Centre right from its inception, continued to perform pioneering tasks of building Data Processing Institutions in various organisations of the Government of India, by imparting intensive training in Systems Analysis, Data Processing and by providing consultancy and support services in the fields of Electronic Data Processing (EDP). Although, over a period of time, the Deptt. of Statistics was placed under the Ministry of Planning, but its data processing applications kept on increasing rapidly. This Centre, as one of its major tasks, undertook the processing of voluminous data running into several million records, collected by the National Sample Survey Organisation (NSSO) through various Socio-Economic Surveys, follow-up surveys of Economic Census and Annual Surveys of Industries conducted periodically by the NSSO and CSO. It also provides, where possible, computing service and facilities to other Government Departments and Organisations including State Governments.

6.2 On a regular basis, a number of training courses on Electronic Data Processing are conducted for different levels of officers belonging to Indian Statistical Service (ISS) namely, EDP Training to participants of Junior Certificate Course in Statistics (JCCS), Direct Recruits to Grade IV of ISS, Training on Software Packages to Senior/Middle level ISS officers etc. This Centre had also earlier conducted training courses on Electronic Data Processing for Internationally sponsored trainees under different United Nations Development Programmes (UNDP), as decided by the Deptt. of Statistics. As per the organisational set up, this Centre is headed by Executive Director (an SAG level officer of ISS) recently redesignated as Deputy Director General, who is assisted by one Additional Director, 4 Joint Directors and 13 Deputy Directors and a team of 30 officers, besides 124 technical and administrative staff in day-to-day functioning of this centre.

EVOLUTION OF COMPUTER SYSTEM

6.3 The Centre initially started functioning with three Honeywell-400 second generation refurbished computer systems in 1967 as one of the major Computer Centre in the Govt. of India. In 1981, a more powerful third generation Burroughs-3845 computer system having inter alia, on-line program development and data entry facilities, as part of its configuration was installed in replacement of three Honeywell-400 Computer Systems. On account of technological advancements in the Computer industry, the Burroughs-3845 computer system was replaced by a more modern (4th generation) and powerful mainframe computer system DPS-7000/240 in May, 1992. This computer system has more capacity and capabilities for simultaneously handling of varied nature of applications as compared to earlier computer systems. The present mainframe Computer System runs on two-shifts basis having about 90.30% uptime as compared to the total scheduled time till December, 98.

APPROACH TOWARDS MODERNISATION OF DATA PRESERVATION

6.4 The basic data processed at this Centre pertaining to Socio-Economic Surveys, Prices and Industries etc. have been preserved in Magnetic Tapes, the only appropriate storage magnetic media available for this purpose till early nineties. Experiencing obvious inconveniences in maintaining the large number of such tapes, steps had been taken to transfer the data onto compact discs (CD). Accordingly, the Centre has procured two Pentium PCs with CD-ROM READER and WRITER facilities for preservation of data on CD-ROM and thus releasing the magnetic tapes for reuse in other Computer applications. The other two Pentium-based PCs (without CD preparation facilities) are being used for data processing and application development work.

MAIN ACTIVITIES

6.5 The Centre discharges the following main activities:-

- i) Data Preparation
- ii) Building of Data Processing System comprising of:-
 - (a) Systems Analysis and Design
 - (b) Development of Software
 - (c) Computer operation, processing of Data and production of final results.
 - (d) Documentation of the Computerised System for current and subsequent references and use.
- iii) Training on Electronic Data Processing Activities for ISS Officers.
- iv) Preservation of data and results on computer media for subsequent use and dissemination.

DATA PREPARATION

6.6 The centre is essentially responsible for processing of data made available to it on magnetic tapes as inputs, which is transferred to Computer hard disc media before processing on mainframe computer system. For data entry, the centre has been using PC-based electronic computers. However, towards the end of 1994, 32 PC-386 based machines were also purchased to modernise the Data Entry Unit and to supplement the data entry resources. During the period from April, 1998 to December, 1998, about 18.39 lakhs records were keyed/verified through these data entry machines. For Enterprise Survey 1993-94 and 1995-96, this centre also provided assistance in pre-data entry coding and examination of the coverage listings for checking the missing schedules. The centre is however, also responsible for data preparation (i.e., keying in the data through data entry machines) relating to:

- (i) Consumer Price Indices for Urban Non-Manual Employees CPI (UNME) - Monthly returns.
- (ii) Enterprise Survey - 1993-94 :- Sch.2.31,2.33 and 2.42 Transport Sector and Hotels & Restaurants.
- (iii) Enterprise Survey 1995-96:- Sch.2.41 Directory of Trading Enterprises.

PROGRAM DEVELOPMENT AND COMPUTING ACTIVITIES

6.7 The targets for different stages of data processing of various projects assigned to the Computer Centre were, as usual, set at the beginning of the year, as a part of the Annual Action Plan 1998-99. The progress on the achievements of each of the projects was regularly reviewed quarterly by the Secretary, Department of Statistics.

JOBS COMPLETED DURING THE PERIOD FROM APRIL, 98 TO DECEMBER, 98

6.8 (i) CONSUMER PRICE INDICES FOR URBAN NON-MANUAL EMPLOYEES (CPI, UNME). (1984-85=100):- Indices upto November 1998 were generated.

(ii) ENTERPRISE SURVEY 1992-93 Sch. 2.34:- Storage and Warehousing: Revised final tables were generated.

(iii) FOURTH ECONOMIC CENSUS 98:- This Centre has produced a PC-based Data Processing Package for Data Entry, Validation of data files, Updation and Auto- Correction of data files in the first stage. And in the second stage a Tabulation Package for generating the Summary Statements for preparing the sampling frames for follow up surveys of Economic Census, main tables and special tables for facilitating the analysis and report writing work. The use of the first Data Processing Package was demonstrated to the representatives of different States/UTs during a Workshop conducted in July, 1998.

(iv) ENTERPRISE SURVEYS 1993-94:-

(a) TRANSPORT SCH. 2.31, 2.32 AND 2.33 Data entry and coverage checking of the data entrusted to Computer Centre completed alongwith the computation of multipliers.

(b) SCH 2.42 HOTELS AND RESTAURANTS Data Entry, coverage checking, and validation of data completed alongwith the development of software for tabulation. The trial tables for two sample states were also produced for examination of the ECD, CSO.

(v) ENTERPRISE SURVEY 1995-96: SCH. 2.41 DIRECTORY OF TRADING ENTERPRISES:- Development of softwares for printing missing and duplicates error lists, updation of file and computer scrutiny of data files were completed. The generation of first cycle of error lists (content checking) has been completed for all the States/UT's.

(vi) TIME USE SURVEY:- System Design and Development of Software for processing of data has been initiated. The software for multiplier computation and files creation is expected to be completed during this period.

(vii) NATIONAL DATA WAREHOUSE OF OFFICIAL STATISTICS:- Discussions held with the officers of Labour Bureau, Department of Company Affairs and Department of Education on availability and type of data, its periodicity etc. Similar discussions with other Departments are in progress. Thereafter, a report will be prepared.

(viii) DISSEMINATION OF DATA:-

(a) Annual Survey of Industries.

(i) Census (Summary) data at All-India 3 digit level of NIC for the years 1991-92 to 1994-95 to CSO.

(ii) 1989-90 (Detail) data on input-output items on selected industries to NAD, CSO.

(iii) All-India, Statewise (Summary) data at 2 digit and 3 digit level of NIC to Institute of Human Development.

(iv) Summary data for the years 1993-94 and 1994-95 to CSO IS Wing.

(v) Summary data at 3 digit level for the years 1984-85 to 1994-95 to Ciron Research Consultancy New Delhi.

(b) Consumer price Index (UNME):- Data for the period Jan 97 to June 98 - to CSO.

(c) National Sample Survey:-

(i) Special tables from data on schedule 1.0 (consumer expenditure), 43rd and 50th round for National Research Centre for Sorghum.

(ii) Religion-wise tables on 43rd and 50th round schedule 1.0 (Consumer Expenditure).

(iii) Generation of weighting diagram for CPI(UNME) from 50th round schedule 1.0 (Consumer Expenditure) data.

(iv). Supply of NSSO data to various users from April to November, 1998 on CDs.

(ix) THE DATA TRANSFERRED FROM MAGNETIC TAPES TO CD-ROMS:-

(a) ANNUAL SURVEY OF INDUSTRIES

(1) Detail: Basic data for the year 1978-79.

(2) Summary: Data for the years 1974-75, 1976-77 to 1988-89.

(b) Consumer Price Index (UNME) Monthly data for the months of February 1996 to November 1998 were transferred on CDs.

(c) Directory Manufacturing Establishments 78-79 (partly).

(d) Directory Manufacturing Establishments 84-85.

(e) Directory Trading Enterprises 90-91.

TRAINING ACTIVITIES DURING THE YEAR

6.9 (a) Courses conducted under the auspices of Department of Statistics:

(i) Training on software packages for ISS Middle level officers : A two week's course from 29.6.97 to 10.7.97 on software packages for 13 Senior and Middle level ISS officers nominated by the Deptt. of Statistics, was organised.

(ii) Junior Certificate Course for Statisticians : A three week's EDP Training Course is scheduled from 8.2.99 to 26.2.99.

(b) Training obtained in India:

i) Five Officers obtained training on MS-OFFICE 97 for one week from 31st August, 98 to 4th Sept, 98. at CMC Training Centre, New Delhi.

ii) One Officer obtained training on MS-OFFICE 97 at Deptt. of Electronics Training Centre, New Delhi.

CHAPTER VII

PROGRESSIVE USE OF HINDI

7.1 It has been the endeavour of the Department to ensure progressive use of Hindi in official work in the Department and in all its attached/subordinate offices. Of the two Hindi Sections in the Department, one is responsible for monitoring and overseeing the implementation of the various statutory provisions, policies etc. as laid down by the Department of Official Language, Ministry of Home Affairs in the Official Language Act, 1963 and Official Languages Rules, 1976. The other Section is engaged, besides the usual translation work, in translation of various statistical publications and reports published by the Department.

7.2 According to the roster, maintained in the Department, out of 388 employees as on 31 March 1998, 384 were either proficient in Hindi or having working knowledge of Hindi. Out of 46 stenographers and 36 LDCs, 14 stenographers and 9 LDCs have already been trained in Hindi stenography and Hindi typing respectively. Remaining stenographers and LDCs are being sent for training on their turn..

Departmental Official Language Implementation Committee

7.3 An Official Language Implementation Committee is functioning in the Department under the Chairmanship of the Director General & Chief Executive Officer, National Sample Survey Organisation. The Committee undertakes quarterly reviews of the progress made in the use of Hindi in official work within the Department and its attached/subordinate offices. It also reviews the compliance of the statutory requirements of the Official Languages Act, 1963, and Official Languages Rules, 1976, and also the targets laid down in Annual Programme and other instructions issued by the Department of Official Language from time to time. The Committee consists of 27 members, out of them 50 percent are those whose mother tongue is other than Hindi. In addition to the representatives of the Department of Official Language, officers of the attached/subordinate offices located in Delhi are also invited to attend the meetings of the Committee. The Committee has been rendering useful service in suggesting measures for achieving the targets laid down in the Annual Programme of the Department of Official Language. Following the recommendations of the Hindi Advisory Committee, a non-official member of the Hindi Advisory Committee of the Ministry of Planning and Programme Implementation is also invited by rotation as an observer to attend the meeting of the Committee to ensure proper compliance of the orders and instructions relating to the Official Language Policy.

7.4 In pursuance of the instructions laid down in the Annual Programme 1998-99 for monitoring the Official Language Policy, one attached and one regional office of Field Operations Division (New Delhi) were inspected by the Deputy Director (Official Language). One office of Data Processing Division (Calcutta) located at New Delhi and one subordinate office i.e. Field Operations Division (HQ), New Delhi were also inspected by the Assistant Director (Official Language) during the year 1998-99.

Cash Award Scheme

7.5 A "Hindi Pakhwara" is observed every year in the Department and also in its subordinate/attached offices during the month of September. As an incentive, three cash prizes of Rs. 101/-, Rs.75/- and Rs. 51/- are awarded to the employees who are found to have done most of their official work in Hindi. During this year, the "Hindi Pakhwara" was observed during 1-15 September 1998 in the Department.

Incentive Scheme for Original Noting/drafting

7.6 The incentive scheme for noting/drafting in Hindi introduced by the Department of Official Language was also continued during the year. The amount of cash award has been enhanced w.e.f. 01 April 1998 i.e. two first prizes of Rs.1000/-, three second prizes of Rs.600/- each and five third prizes of Rs.300/- each. Under this scheme, two employees were given cash awards of Rs.500/- (first prize), three employees were given cash awards of Rs.300/- (second prize) and two employees were given cash awards of Rs.150/- (third prize) for the year 1997-98.

Awarding of Rajbhasha Chal Vajayanti

7.7 In order to encourage maximum use of Hindi in the official work in all the Sections and Divisions of the Department and also to ensure compliance of the provisions of the Official Language Act 1963 and Official Languages Rules 1976 framed thereunder, a "Rajbhasha Chal Vajayanti" is awarded to winner Section/Division/Unit at the quarterly meetings of the Departmental Official Language Implementation Committee. The award has been found to have encouraged and motivated Sections/Divisions/Units to do more and more of their official work in Hindi.

Training of Staff under Hindi Teaching Scheme

7.8 During the period under review, 4 employees were sponsored for training in Hindi, 5 for Hindi stenography and 6 for Hindi typing under the Hindi Teaching Scheme of the Department of Official Language.

Indira Gandhi Rajbhasha Award

7.9 The Department of Statistics has been selected for the Second prize under the "Indira Gandhi Official Language Award Scheme" for outstanding achievements in the implementation of the Official Language Policy for the years 1996-97 and 1997-98.

Miscellaneous

7.10 The Department of Official Language has fixed a target of 50 percent of the expenditure to be spent on the purchase of Hindi books for the year 1998-99.

7.11 To ensure proper compliance of orders and instructions relating to the Official Language Policy of the Government, necessary "check points" were issued afresh and their importance reiterated to all the officers and the employees of the Department.

7.12 The following publications/reports have been translated or are to be translated into Hindi during the year 1998-99 i.e. 31st March, 1999 :-

(i) Statistical Abstract 1997

- (ii) *Ownership of Live Stock, Cultivation of Selected crops and consumption levels - 50th round -Report No.424.*
- (iii) *Wages in kind, Exchange of Gift and Expenditure on ceremonies and Insurance in India, 1993-94.*
- (iv) *Land and Live Stock Holdings Surveys NSS 48 Round, 1992.*
- (v) *Consumption of Tobacco in India 1993-94, 50th Round NSSO Report No.427.*
- (vi) *Differences in levels of consumption among Socio-Economic groups, NSS Round - 50 Report No.422.*
- (vii) *Employment and Unemployment situation among Social groups in India, 1993-94.*
- (viii) *Debt & Investment Surveys - Household Asset and Liabilities*
- (ix) *Unemployed in India, 1993-94 : Salient Features.*
- (x) *Use of durable foods by Indian Households 1993-94.*
- (xi) *Reported Adequacy of Food Intake in India, 1993-94.*
- (xii) *Enterprise Survey & A Report on Service Sector 1991-92.*
- (xiii) *Samples of Current Interest - In India.*
- (xiv) *Mining and Quarrying Enterprise Survey - 1992-93.*
- (xv) *Annual Report, 1998-99*
- (xvi) *Performance Budget 1999-2000 .*
- (xvii) *Directory of Sample Survey in India.*

CHAPTER VIII

INDIAN STATISTICAL INSTITUTE

8.1 In early thirties, realising the necessity for advancement of theoretical and applied Statistics in India, the Indian Statistical Institute came into being with the pioneering initiative and efforts of Professor P.C. Mahalanobis. The Indian Statistical Institute was registered on 28 April, 1932 as a non-profit distributing learned society under the societies Registration Act 1860. From the beginning, the Institute started showing its excellence in its own way. As the Institute expanded its research, teaching, training and project activities it started earning national/international recognition. For its Substantial contribution to the quality of theoretical and applied statistical work, the Institute has been recognised as an "Institute of National Importance" by an Act of Parliament, known as "Indian Statistical Institute Act No.57 of 1959". The Act has conferred on the Institute the right to hold examinations and award degrees/diplomas in Statistics. Significantly, none other than Pandit Jawaharlal Nehru, the then Prime Minister himself piloted the bill in the Parliament in 1959. As a result degree courses leading to Bachelor of Statistics (B.Stat.) and Master of Statistics (M.Stat.) and post graduate diplomas in SQC & OR and Computer Science were started from June 1960. The Institute was also empowered to award Ph.D./D.Sc. Degree from the same year. Subsequently, Master of Technology courses in Computer Science and in Quality, Reliability & Operations Research were also started. Scope was further enlarged as the Institute was empowered to award degrees/diplomas in Statistics, Mathematics, Quantitative Economics, Computer Science and such other subjects related to Statistics by virtue of "Indian Statistical Institute (Amendment) Act, 1995, No.38 of 1995" by the Parliament effective from 18 September, 1995. Recognition of the Institute by Acts of Parliament, gave a greater encouragement to research activities not only in Statistics/ Mathematics but also in various branches of Natural and Social Sciences, Physics and Earth Sciences, Biological Sciences. Statistical Quality Control & Operations Research, Library and Information Sciences in a broader way.

8.2 Over the years, the Institute has been playing a key role in the development of statistical theory and methods in promoting research and practical applications in different areas of natural and social sciences. Sankhya - The Indian Journal of Statistics, being published by the Institute since 1933, is still considered as one of the leading Statistical journals of the world. Research in economics was greatly stimulated when in 1954 Prime Minister Jawaharlal Nehru entrusted the preparation of the draft Second Five-Year Plan of the country to Professor Mahalanobis and the Institute. The "Draft" submitted by Professor Mahalanobis and the planning models formulated by him in that connection have since been regarded as major contributions to economic planning in India. In the field of Computer Science, the Institute has a rich tradition. In 1953, a small analog computer was designed and built in the Institute. In 1956, the Institute acquired a HEC-2M machine from the UK which was the first digital computer in India. In early sixties, the Institute, in collaboration with the Jadavpur University, undertook the design, development and fabrication of a fully transistorised digital computer, called ISIJU-1 which was commissioned in 1966 by Shri M.C. Chagla, the then Minister of Education, Government of India. High quality research and development in the field of computer science is being carried out by the internationally acclaimed scientists of the Institute. The ISI also played a pioneering role in starting the Statistical Quality Control (SQC) movement in India by organising a visit of Professor W.A. Shewhart, the father of SQC, to India in 1948 and later by inviting other experts like W.E. Deming, Genichi Taguchi etc. for the same purpose. SQC promotional work of the Institute then gradually spread all over the industrial centres in India under a comprehensive programme covering education and training, applied research and consultancy services. Considering its meaningful contributions, over the years, Govt. of India has made ISI a permanent member of "Quality-Council" in August, 1998. With a view to developing innovative methodologies for collection and analysis of quality survey data, interacting and collaborating with organisations like NSSO, CSO, Planning Commission, RBI, etc., promoting the growth of inter-disciplinary research in statistics and data analysis in the Institute, and disseminating the methodologies (old and new) to the scientific, academic and research organisations, a Survey Research and Data Analysis Centre (SURDAC) has been established at the Institute in February 1997. Such a Centre would benefit the planning processes and national development of the country. In 1995, the Plan and policy Research Unit (PPRU) was established under the Planning Unit at Delhi Centre which has already undertaken several projects of national and international importance. Thus, the Institute has been maintaining a very high standard as a centre of excellence and earning national/international recognitions true to its tradition.

8.3 To provide funds to the Institute, Govt. of India constitutes a committee each year under section 8(1) of the Act to prepare a programme of work agreed to be undertaken by the Institute in the following year.

8.4 During the year, the Institute has an irreparable loss at the demise of its Chairman, Shri P.N. Haksar who passed away for heavenly abode on November 27, 1998. Shri Haksar was the Chairman of the Institute from 1 November 1973 till his death and rendered valuable service, help and suggestions for continuance of the Institute as an Institute of excellence in the world of Statistics and related areas, with the objective enunciated in the Memorandum of Association of the Institute. Professor M.G.K. Menon and Professor S.B. Rao continued to act as the President and the Director of the Institute respectively during the year.

8.5 During the academic session 1998-99, 8164 candidates applied for admission and were called for written/selection tests for the various courses offered by the Institute viz. B.Stat. (Hons.), M.Stat. (Math. and Stat. stream), M.S. in Quantitative Economics, M.Tech. in Computer Science, M.Tech. in Quality, Reliability and Operations Research, Two-year part-time Post-Graduate Diploma in SQC and OR; Research Fellowships in Statistics, Mathematics, Economics, Computer & Communication Sciences, Theoretical Physics, and Applied Mathematics, Anthropology, Geology, Sociology, Biometry; One year part-time courses in Statistical Methods and Applications

and the course on Operation and Programming of Automatic Data processing Equipment. Admission tests were conducted at 21 different Centres all over the country. A total of 6260 candidates finally appeared at the admission tests and a total of 527 candidates who qualified in the written tests were called for interview. Based on the performance in the written tests and the interview, 200 candidates were offered admission to various courses during the academic session under review. Encouraged by the recent amendment of the ISI Act 1995, the Institute started a M.S. Course on Quantitative Economics to meet some of the needs of the country for development of Human Resources and Research. The first batch of this course, MS(QE) graduated in July 1998. The annual examinations for all the regular courses were held in May/June 1998. The 1998-99 academic session commenced on 2 July, 1998. One hundred forty-nine candidates received their degrees and diplomas at the Thirtysecond Annual Convocation of the Indian Statistical Institute held on 29 June, 1998. 13 Research Fellows were awarded Ph.D. degree of the Indian Statistical Institute.

Professional Examinations in Statistics

8.6 During the period, the Examination Committee of the Institute conducted professional examinations for the Statistical Assistantship Certificate, Junior Diploma in Statistics and Senior Diploma in Statistics which were held at Bangalore, Calcutta, Delhi, Bombay, Hyderabad, Madras, Lucknow twice in a year usually in the month of April/May and December respectively. The total number of students who have qualified for award of the Certificates and Diplomas in professional examinations in statistics are 488 and 281 respectively. The Government of India recognises the Junior Diploma in Statistics as equivalent to a Bachelor's degree in Statistics while Senior Diploma in Statistics to a Master's Degree in Statistics.

International Statistical Education Centre (ISEC)

8.7 The ISEC, which was opened in 1950, is operated jointly by the International Statistical Institute and the Indian Statistical Institute, under the auspices of the UNESCO and the Government of India. The Centre as an associated body of the Institute functions under a Joint Board of Directors. The Directors represent International Statistical Institute, Indian Statistical Institute and the Govt. of India. Professor P.C. Mahalanobis was the Chairman of the Board of Directors since its inception in 1950 until his death in 1972. Since then, National Professor C.R. Rao, F.R.S., has been the Chairman of the Board. The Centre provides training in Theoretical, Applied Statistics at the various levels for selected participants from the countries in the Middle-East, South and South-East Asia, the Far East and the Commonwealth countries in Africa, sponsored by respective Governments. Major training programme of the Centre is a 10-month regular course. In addition, special courses of varying duration are also organised. Since inception, the Centre has provided training to 1250 trainees from 56 countries. During the year the 10-month regular course (52nd term) commenced on 1st June, 1998 with 16 trainees from Sri Lanka, Nepal, Maldives, Bhutan, Cambodia, Korea, Myanmar, Uganda and Philippines. One officer from Mongolia has undergone a special training course in Sample Surveys from October, 1998.

RESEARCH WORK

8.8 The research activities of the Institute are grouped into the following Divisions : Theoretical Statistics and Mathematics; Applied Statistics; Physics and Earth Sciences; Computer and Communication Sciences; Biological Sciences; Social Sciences; Statistical Quality Control & Operations Research; and Library, Documentation & Information Sciences. In addition, the Computer & Statistical Services Centre (CSSC) has the responsibilities of the management of in-house computer system of the Institute and providing computing and statistical services to scientific workers.

STATISTICAL QUALITY CONTROL AND OPERATIONS RESEARCH

8.9 The SQC and OR division set up in 1953, now operates with 10 units located at Bangalore, Baroda, Calcutta (2 Units), Hyderabad, New Delhi, Bombay, Coimbatore, Madras, Pune. During last four decades of its existence, the division provided consultancy on the application of Quality Management system, concepts and tools to over one thousand establishments. These activities included designing and implementing ISO 9000 quality system to more than 60 organisations leading to certification and training over one million engineers/supervisors and operators in various aspects of quality related topics. Besides these the division organised Indian and International conferences, pioneered large scale application of Design of experiments, conducted professional programmes like M.Tech. (SQC & OR), Post Graduate Diploma in SQC & OR, Part-time certificate course in SQC; carried out Quality Mission Programme aimed at imparting intensive training for trainers in the area of Quality Management application and training in industries and undertaken applied research and advancement of application knowledge and skill.

8.10 The SQC movement in India dates back to 1948 when Prof. Walter Shewhart, father of SQC, visited India at the invitation of Prof. P. C. Mahalanobis and conducted a large number of training programmes in industry and top management awareness programmes throughout India. To commemorate the 50th anniversary of the movement, a national conference on "50 years of SQC & OR in India under the theme 'Business Competitiveness and Growth Through Quantitative Methods' was organised during August 06-08, 1998 at Chennai. The objectives of the conference were (i) to review the development and application of SQC & OR in India since the visit of Prof. Walter Shewhart during November 1947- March 1948 (ii) to have a look at the current scenario in the development and application of SQC & OR in Indian Organisations (iii) to discuss the possibility of an interface between Industry & Academia and chart out future directions for the Division. Sixteen parallel technical sessions were arranged covering topics like Business process Improvement, Operations Research, Quality Management, Taguchi Methods among others. Significantly ISI was made a permanent member of the "Quality Council" by Govt. of India in August, 1998.

8.11 During the current period the division associated with more than 200 organisations including (i) manufacturing organisations like HMT, (Die Casting Division), ITI, MICO, TAFE, WIPRO FLUID POWER, SPICER (INDIA), GABRIEL (INDIA), AUTOLIV, STUMPP, SCHUELE & SOMAPPA, IFB, RHW INDIA, HEWLETT PACKARD, BPL LIMITED, BHEL, RITES, HAL (Aircraft Division), KEC, Tumkur, KEC, (Unit V), GabBriel India Ltd., Triton Valves, Mysore, Tungabhadra Steel Products Ltd., Hospet, Aspect Development Pvt. Ltd., Tata Refractories Ltd., Steelco Gujarat Ltd., Asea Brown Boveri, Aspect Development (India) Ltd., Institute of Research in Wood Science, SRMT, Kakinada, Kinetic Engineering Ltd., Ahmednagar, Balmer-Lawrie, ICI Ltd., Coats of India, Larsen and Toubro, Tribeni Tissues, Kirlosker Electric, Motorela, ABB, HMV, Tata Tea, Mahindra & Mahindra Ltd. (Traeter Division), Reliance Industries Ltd., Tata SSL Limited, Godrej & Boyee Mfg. Co., DCL Polyester Ltd., Technova Imaging systems Ltd., (ii) Research Institutions like Institute of chemical Technology, Centre for cellular and Molecular Biology, National Remote Sensing Agencies and National Geophysical Research Institutes, (iii) Service organisation like Peerless Hospital.

8.12 Besides conducting the academic and professional programmes more than 125 training programmes in the area of quality management, ISO 9000 QAS, SPC and SQC, New Seven Tools, FMEA & FTA, Quality in Design & Engineering, Statistical Techniques like applied regression modellings; principal component analysis etc. were organised for individual as well as for industry groups.

8.13 Some of the areas where research were undertaken and papers published and presented were Minimisation of Loss in Steel Plant, Optimum Continuous Sampling Plans, Sensitivity of S.N. Ratio, Collinearity of Linear Models, Weighing Designs, Defect Interference, Modelling of Road Traffic Noise Data, Symmetric and completely mixed games, Complementarity Problems.

LIBRARY, DOCUMENTATION AND INFORMATION SCIENCES DIVISION

8.14 The Institute maintains a central research Library at Calcutta with a holding of above 2 lakhs volumes of books and bound periodicals. It has a good collection of microfiches, microfilms and photofilms. It renders regular documentation service to the Institute Scientists. It has also a well equipped Reprography and Photography Unit with facilities for all modern copying arrangement. The unit provided 4,60,849 xerox prints, 1,50,000 offsets, 500 frames of scientific photographs and 2000 prints of photographic enlargement for the users during the period.

8.15 The reading room of the Library have accommodation for about 200 readers. The services of the Library are extended to bonafide students, scholars and academic staff members of educational and scientific Institutions of the city and its neighbouring regions.

8.16 The Library maintains contacts with research Libraries of the country through inter-library loan transactions. The Library has also an excellent collection of rare and out of print books, official reports and data books of various governments and international agencies and Russian language publications. A separate collection of books and journals is being developed for a Regional Library for Eastern Zone as "NBHM collection" funded by National Board of Higher Mathematics Dept. of Atomic Energy, Govt. of India. To provide information support and increase efficiency of library services, the Central Library at Calcutta has started the process of providing computerised library services. Projects undertaken by the library are : Reclassification of books on Mathematics and Statistics, Development of Computerised Catalogue, Identification and Selective Rectification of Gaps in Periodical Collection - Development of Computer Accessible Database. The Institute also maintains two branch Libraries at Delhi and Bangalore Centre. National Board of Higher Mathematics, Department of Atomic Energy, Govt. of India has recognised Indian Statistical Institute, Delhi Centre Library as the Regional Library to serve the Northern Region since 1.4.1994.

COMPUTER AND STATISTICAL SERVICES CENTRE (CSSC)

8.17 The centre manages the central computing facility of the Institute at Calcutta. It serves about 400 users-students, research scholars and scientific workers - with the inhouse computer system VAX 8650 and SUN SPARCSTATION 1. NSSO and CSO (I-S wing), Govt. of India, are also using the computational facilities available in the Centre. There are external users from other scientific Institutions as well. CSSC maintains an archive of NSSO survey data for users in the eastern region of the country. E-mail, Internet and Fax facilities of the Institute are maintained by the Centre. Statistical and computational consultancy services are also provided by CSSC.

8.18 The staff members of CSSC also served as faculty in various courses of the Institute and guided projects carried out by students. They also conducted research in the areas of Data Mining, Cryptology and Temporal Data Model.

PROJECT WORK

8.19 Apart from theoretical and experimental plan research, the Institute also undertook a variety of 50 externally funded projects from different Government and non-Government organisations like Dept. of Science and Technology (DST); Central Scientific and Industrial Research (CSIR), University Grants Commission (UGC), Defence Electronics Applications Laboratory (DEAL); National Information System for Science & Technology (NISSAT); Deptt. of Biotechnology (DBT), Govt. of India; Central Silk Board, Govt. of India; Defence Research Development Organisation (DRDO); Calcutta Metropolitan Development Authority (CMDA); Ministry of Environment and Forests, Govt. of India (aided by World Bank); Directorate General of Employment and Training, Ministry of Labour, Govt. of India; Dept. of Electronics, Govt. of India; Motorola India Electronics Ltd.; University of East Anglia, UK; International Rice Research Institute (IRRI), Philippines; United Nations Child Education Fund (UNICEF); Calcutta Municipal Corporation; Gramophone Company of India (HMV); Ministry of Welfare, Govt. of India; Rabindra Bharati University; Paschim Banga Rajya Prathamik Siksha Unnayan Sanstha, Govt. of India; Hindustan Fertilizer Corporation Ltd.(HFCL) etc.

SEMINARS, WORKSHOPS, CONFERENCES, SYMPOSIA ETC.

8.20 A number of Seminars, Workshops, Conferences, Symposia, Summer Schools, Winter Schools, Training Programmes etc. were organised by the Institute during the period at Calcutta, Delhi, Bangalore etc. with the participation of distinguished scientists from India and abroad.

PUBLICATION

8.21 Founded and edited by Professor P.C. Mahalanobis in 1933, 'Sankhya', the Indian Journal of Statistics and the Official organ of the Indian Statistical Institute is now published bi-monthly in two series - Sr. A on Probability and Mathematical Statistics, and Sr. B on Statistical Methodology and Applications including Sample Surveys and Quantitative Economics. Since its inception, eminent scholars all over the World have been contributing research articles for publication in Sankhya, one of the most prestigious and internationally renowned journal.

The following issues were published during the year :

Sankhya Sr.A : Volume 60, part 2 & 3 and Volume 61, Part 1.

Sankhya Sr.B : Volume 60, part 1, 2 and 3.

SCIENTIFIC ASSIGNMENTS ABROAD

8.22 About fifty scientists of the Institute visited a number of foreign countries either on invitation or under cultural exchange programme to attend international Seminars and Conferences. Most of them presented scientific papers and delivered lectures in those Seminars and Conferences. Countries visited by ISI faculty members were USA, UK, Hungary, Japan, Italy, France, Canada, Australia, Germany, Finland, Iran, Turkey, Thailand, Bangladesh, Indonesia, Tokyo, Sweden, South Africa, Hong Kong, Geneva, Slovenia, Singapore Kuwait, Netherlands, Brazil, Poland, Philippines, Paris, Mexico etc.

VISITING SCIENTISTS

8.23 About fifty distinguished scientists from USA, UK, Italy, Canada, Japan, China, Belgium, Israel, France, Philippines etc. visited the Institute to attend various Workshops, Conferences, Seminars etc. and also to participate in the research, teaching, training and other scientific activities of the Institute. Several scientists from Indian Academic Institutions also visited the Institute in connection with the same.

RECOGNITION TO ISI SCIENTISTS

8.24 In appreciation and recognition of the high standard of research and scientific excellence maintained by the researchers of the Institute, several faculty members received laurels in the forms of Awards, Fellowship from Institute/organisation of national and international importance like CSIR, NASA, IEEE, INSA, IAPRS, FNAE, etc. As usual, several faculty members served as visiting scientist, honorary professor, visiting professor, C.V. Raman Professor of INSA, Visiting Professor in the Purdue University, USA, University of Washington, USA; Institute of La Ricerca Di Base, Italy; Indian Council of Social Sciences Research (ICSSR); Indian National Science Academy etc. Besides, many faculty members were invited by national and international Institute/bodies to act as Chairman, member, chief editor, editor for their several committees/editorial board etc.

ANNEX. II

DETAILS OF MEETINGS/WORKSHOPS/STUDY VISITS/FOREIGN TRAININGS ATTENDED BY OFFICERS OF DEPARTMENT OF STATISTICS AND OFFICERS ON FOREIGN ASSIGNMENT

Title of the meeting/ workshop/study visit/foreign training/assignment	Duration	Place	Name(s) and designation(s) of the participants
Meetings/Conferences/ Seminars			
1. 2nd Meeting of the Delhi Group on Informal Sector Statistics	28-30 April, 1998	Ankara, Turkey	i) Shri M.D. Asthana, Secretary (Statistics) ii) Shri R.D. Mishra, Director(ECD), CSO
2. Joint OECD/ESCAP Meeting on National Accounts, 1993 SNA	4-8 May, 1998	Bangkok, Thailand	Dr. A.C. Kulshreshtha, Deputy Director General, CSO
3. Meeting of the Directors of Teaching Institute	23 June, 1998	Singapore	Shri R.L. Narasimhan, Deputy Director General, CSO.
4. Vth International Conference on Teaching Statistics (ICOTS)	21-26 June, 1998	Singapore	i) Shri T.V. Raman, Joint Director, CSO. ii) Dr. P. Mukhopadhyay, Member Secretary, International Statistical Education Centre, Indian Statistical Institute, Calcutta.
5. Sixteenth International Conference of Labour Statisticians	6-15 October, 1998	Geneva, Switzerland	i) Shri M.D. Asthana, Secretary, Department of Statistics
6. Expert Group Meeting on International Economics and Social Classification	2-4 November, 1998	New York	Shri M.S. Maulik, Director (ISD), CSO.
7. XIth Session of ESCAP Committee on Statistics	24-26 November, 1998	Bangkok, Thailand	Shri M.D. Asthana, Secretary (Statistics)
Workshop/Study visits/Training			
1. Concluding Workshop RETA 5555 - Institutional Strengthening and Environment Statistics	25-27 May, 1998	Manila, Philippines	Shri R.L. Narasimhan, Deputy Director General, CSO
2. Seminar-Workshop on Statistical Measurement of the Informal Sector	8-12 June, 1998	Colombia	Shri M.D. Asthana, Secretary(Statistics)
3. First Workshop on the Implementation of the 1993 System of National Accounts	12-23 October, 1998	Bangkok	Dr. Gulab Singh, Joint Director, CSO.
4. Study visit for sharing the experience in the quarterly national accounts compilation to National Statistical Coordinating Board (NSCB) Manila	4-8 May, 1998	Manila, Philippines	I) Shri Ramesh Kolli, Joint Director, CSO ii) Dr. Gulab Singh, Joint Director, CSO.

5. Study visit in connection with Improvement of National/State Accounts Statistics in India	1-15 June, 1998	Australia, New Zealand	i) Shri Ramesh Kolli, Joint Director, CSO ii) Dr. Gulab Singh, Joint Director, CSO iii) Ms. Mahendra Malhotra, Director, DES, Shimla iv) Shri U. Thomes Sleeba, Director, DES, Kerala v) Shri Navojit Chakraborty, Statistician, DES, West Bengal vi) Shri R.K. Naginbhai Gandhi, Research Officer, DES, Gujarat
6. Study visit in connection with Improvement of National/State Accounts Statistics in India	13-24 July, 1998	UK-Mexico	i) Dr. A.C. Kulshreshtha, Deputy Director General ii) Mrs. C.G. Lal, Director, Deptt. of Statistics iii) Shri Rajiv Sharma, Deputy Director, CSO iv) Mrs. Ahalya Bhatt, Director, DES, Karnataka v) Shri M.S. Jagtap, Deputy Director, DES, Madhya Pradesh vi) Shri U.C. Mazumdar, Joint Director, DES, Assam vii) Dr. K.S.R.V. Chalem, Director, DES, Goa
7. Workshop on Sample design for Household and Establishment Surveys	27 April - 22 May, 1998	Macau	Shri B.K. Giri, Joint Director, NSSO (SDRD), Calcutta
8. Fourth Group Training Course in Automatic Data Processing for Trainers	5 May - 12 July, 1998	Tokyo	Shri T.K. Saha, Deputy Director, NSSO (SDRD), Calcutta.
9. Training on Management Information Technology	18 May - 12 June, 1998	Washington DC	Shri A.K. Sharma, Director, Department of Statistics
10. Workshop on the year 2000 (42K) Problem	18-19 June, 1998	Bangkok	i) Shri Pravin Srivastava, Deputy Director, CSO ii) Shri Partha Bhowmik, Programmer, CSO (I.S. Wing), Calcutta.
11. Second Group Training Course in Analysis and Interpretation of Statistics (Macro Economic Statistics)	14 July - 19 September, 1998	Tokyo	Shri E. Dasarathan, Deputy Director, NSSO (FOD), Chennai
12. Third Country Training Programme on Intelligent System for Management Information Systems Managers	6-30 July, 1998	Singapore	Shri R.C. Sethi, Joint Director, CSO
13. LX Group Training Course in Practical Statistics	27 September, 1998 - 20 March, 1999	Tokyo	Shri Rajender Pathak, Senior Investigator, CSO.

FOREIGN DELEGATIONS

1. Mr. Michael Ward and Mr. Paul S. Armington, both Principal economists, World Bank, Washington DC, visited CSO, New Delhi during 13-19 May, 1998 to discuss with Secretary (Statistics) and officials of various Departments, the modernisation Programme of Indian Statistical System.
2. Mr. Sultan Ahmed, a representative of the World Bank visited CSO during 9-10 July, 1998 in connection with the modernisation Programme of Statistical System and address seminar on the concepts, methods, results and uses of Purchasing Power Parity Data (PPP Data).
3. Mr. Roberts Zagha, Sector Manager (South Asia), World Bank visited the Department of Statistics on 20 July, 1998 to discuss with Secretary (Statistics) in connection with the modernisation programme of statistical System of India.
4. A delegation comprising from members from Bangladesh Bureau of Statistics visited on study tour to CSO, New Delhi during 24-28 August, 1998 to discuss with Secretary (Statistics) and senior officers of CSO in connection with improving National Accounts System in Bangladesh organised by Asian Development Bank.
5. A conference on modernisation of Indian Statistical System was held in Vigyan Bhavan, New Delhi from 14-16 September, 1998. Besides the delegates from Central/State Government and Non-Government officials, the following delegates from abroad attended the conference:-

Ms. Sally Taylor, Deptt. of Foreign International Division; Mr. I.P. David, Asian development Bank; Mr. Lau Kak En, Statistical Institute for Asia & Pacific; Mr. Michael Ward. Mr. Nisha Bdkindas. Mr.. Chandrakant Patel. Mr. Paul Arminaton.

Mr. Valerie Korel and Mr. Joun Munoz from World Bank.

6. Mr. James Gillan, Principal Statistician, Northern Ireland Statistics and Research Agency (NISRA), UK visited Central Statistical Organisation on 28 September, 1998 to discuss the possibility of developing link between NISRA and Department of Statistics.

ANNEX.- III

LIST OF PUBLICATIONS BROUGHT OUT/REPORTS RELEASED BY DEPARTMENT OF STATISTICS DURING THE YEAR 1998-99.

Sl. No.	Publication	Periodicity
1.	Monthly Abstract of Statistics	Monthly
2.	Statistical Abstract India	Annual
3.	Statistical Pocket Book India	Annual
4.	Booklet India in Figures	Annual
5.	Statistical Newsletter	Quarterly
6	DOCSTAT	Quarterly
7.	Sarvekshana Vol.XIX, No.2, Issue No. 65 (October - December 1995)	Quarterly
8.	Sarvekshana Vol.XIX No.4, Issue No. 67 (April - June 1996)	Quarterly
9.	Sarvekshana Vol.XX, No.1 , Issue No. 68 (July - September 1996)	Quarterly
10.	Sarvekshana Vol.XX, No.2 , Issue No. 69 (October - December 1996)	Quarterly
11.	Sarvekshana Vol.XX, No.3 , Issue No. 70 (January - March 1997)	Quarterly
12.	Sarvekshana Vol.XX, No.4, Issue No. 71 (April - June 1997)	Quarterly
13.	Sarvekshana Vol.XXI, No.1 , Issue No. 72 (July - September 1997)	Quarterly
14.	Sarvekshana Vol.XXI, No.2 , Issue No. 73 (October - December 1997)	Quarterly
15.	Sarvekshana Vol.XXI, No.3 , Issue No. 74 (January - March 1998)	Quarterly
16.	Sarvekshana Vol.XXI, No.4 , Issue No. 75 (April - June 1998)	Quarterly
17.	Sarvekshana Vol.XXII, No.1 , Issue No. 76	Quarterly

	(July – September 1998)	
18.	Sarvekshana Vol.XXII, No.2 , Issue No. 77 (October – December 1998)	Quarterly
19.	Sarvekshana Vol.XXII No.3 , Issue No. 78 (January - March 1999)	Quarterly
20.	NSSO Bulletin Vol.II, No.1 (April - June 1998)	Quarterly
21.	NSSO Bulletin Vol.II, No.2 (July - September 1998)	Quarterly
22.	NSSO Bulletin Vol.II, No.3 (October - December 1998)	Quarterly
23.	NSSO Bulletin Vol.II No.4 (Jan.-March, 99)	Quarterly
24.	Selected Socio-Economic Statistics - issues of 1996 and 1997	Combined
25.	National Accounts Statistics 1998	Annual
26.	Youth in India - Profile & Programmes, 1998	Annual

Annex-III Contd.

NSS Reports Released

Sl. No.	Report No.	Title
1.	420	Indebtedness of Rural Households as on 30.6.91, NSS 48 th round (Jan.-Dec.92)
2.	421	Indebtedness of Urban Households as on 30.6.91, NSS 48 th round (Jan.-Dec.92)
3.	431(Part I)	Household Borrowings and Repayments as on 30.6.91, NSS 48 th round (Jan.-Dec.92)
4.	431(Part II)	Household Borrowings and Repayments as on 30.6.91, NSS 48 th round (Jan.-Dec.92)
5.	432 (Part I)	Household Assets and Indebtedness of Social Groups as on 30.6.91, NSS 48 th round (Jan.-Dec.92)
6.	432 (Part II)	Household Assets and Indebtedness of Social Groups as on 30.6.91, NSS 48 th round (Jan.-Dec.92)
7.	437	Household Capital Expenditure during 1.7.91 to 30.6.92 NSS 48 th round (Jan.-Dec.92)
8.	430	Migration in India, NSS 49 th round (Jan.-June, 93)

9.	438	<i>Employment & unemployment situation among religious groups in India, NSS 50th round (July 93 - June 94)</i>
10.	433	<i>Unorganised manufacturing sector in India : Its size, employment and some key estimates, NSS 51st round (July 94 - June 95)</i>
11.	434	<i>Salient features of unorganised manufacturing enterprises in India, NSS 51st round (July 94 - June 95)</i>
12.	435	<i>Assets and borrowings of the unorganised enterprises in India, NSS 51st round (July 94 - June 95)</i>
13.	436	<i>Household consumer expenditure and employment situation in India, NSS 51st round (July 94-June 95)</i>
14.	439	<i>Attending an educational institution in India : Its level, nature and cost. NSS 52nd round (July 95-June 96)</i>
15.	440	<i>Household consumer expenditure and Employment situation in India, 1995-96. NSS 52nd round (July 95-June 96)</i>
16.	442	<i>Household consumer expenditure and Employment situation in India, 1997. NSS 53rd round (January-December 97)</i>
17.	441	<i>Morbidity and treatment of ailments in India, NSS 52nd round (July 95-June 96)</i>
18.	445	<i>Child care, NSS 52nd round (July 95-June 96)</i>
19.	446	<i>The Aged in India : A Socio-economic profile, 1995-96, NSS 52nd round (July 95-June 96)</i>
20.	443	<i>Small trading units in India and their basic characteristics (Vol.I), NSS 53rd round (January - December 97)</i>
21.	444	<i>Small trading units in India and their basic characteristics (Vol.II), NSS 53rd round (January - December 97)</i>

ANNEX-IV(i)

**STATEMENT SHOWING THE TOTAL NUMBER OF GOVERNMENT SERVANTS AND
THE NUMBER OF SCHEDULED CASTES AND SCHEDULED TRIBES AMONGST THEM AS ON 31.12.98.**

Number of employees

Sl.No.	Group	Total	SC	%	ST	%
1.	Group - A	371	36	9.70%	5	1.34%
2.	Group - B	596	108	18.12%	29	4.86%
3.	Group - C	5020	787	15.67%	284	5.65%
4.	Group - D	915	284	31.03%	89	9.72%

ANNEX. IV(ii)

Statement showing the number of reserved vacancies filled by members of the Scheduled Castes and Scheduled Tribes

SCHEDULED CASTES								
<i>Class of posts</i>	<i>Total No. of vacancies</i>		<i>No. of reserved vacancies</i>		<i>No. of candidates appointed</i>	<i>No. of SCs vacancies carried forward from the previous year</i>	<i>No. of STs candidates appointed against vacancies reserved for SCs in the 3rd year of carry forward.</i>	<i>No. of reservations lapsed after carrying forward for three years</i>
	<i>Notified</i>	<i>Filled</i>	<i>Out of Col. 2</i>	<i>Out of Col. 3</i>				
<i>1</i>	<i>2</i>	<i>3</i>	<i>4</i>	<i>5</i>	<i>6</i>	<i>7</i>	<i>8</i>	<i>9</i>
<i>A</i>	11	2	Nil	Nil	1	Nil	Nil	Nil
<i>B</i>	121	107	Nil	Nil	Nil	Nil	Nil	Nil
<i>C</i>	449	113	50	16	25	14	Nil	Nil
<i>D</i>	30	10	1	1	3	Nil	Nil	Nil

SCHEDULED TRIBES

<i>No. of vacancies reserved</i>		<i>No. of STs candidates appointed</i>	<i>No. of STs vacancies carried forward from the previous year</i>	<i>No. of SCs candidates appointed against vacancies reserved for STs in the 3rd year of carry forward.</i>	<i>No. of reservations lapsed after carrying forward for three years</i>	<i>R e m a r k s</i>
<i>Out of Col. 2</i>	<i>Out of Col. 3</i>					
<i>10</i>	<i>11</i>	<i>12</i>	<i>13</i>	<i>14</i>	<i>15</i>	<i>16</i>
Nil	Nil	Nil	Nil	Nil	Nil	
3	3	Nil	Nil	Nil	Nil	
68	7	7	6	Nil	Nil	
2	2	1	Nil	Nil	Nil	

ANNEX. V

LIST OF TECHNICAL COMMITTEES/WORKING GROUPS /SEMINARS/ CONFERENCES/WORKSHOPS ATTENDED/PARTICIPATED BY OFFICERS OF THE DEPARTMENT OF STATISTICS DURING 1998-99

Committees set up by

(A) Department of Statistics

(i) National Advisory Board on Statistics

(ii) Governing Council of the National Sample Survey Organisation.

- (iii) Advisory Committee on National Accounts*
- (iv) Statutory Committee of Indian Statistical Institute set up under section 8(1) of the ISI Act, 1959.*
- (v) Monitoring Committee on Fourth Economic Census*
- (vi) Steering Committee on Environment Statistics*
- (vii) Standing Research Committee for screening research proposals for financial assistance*
- (viii) Technical Working Group on Natural Resource Accounting in Goa.*
- (ix) Expert Committee to examine wide variation in the data sets on the same subject*
- (x) Working Group on NSS 54th round.*

(B) Other Government Departments with representative from the Department

- (i) Research Advisory Committee constituted by Ministry of Welfare for examination of research proposals received by them for financial assistance.*
- (ii) Inter Departmental Direction Committee constituted by Ministry of Labour under chairmanship of Director General , Labour Bureau.*
- (iii) Committee of Experts constituted by the Department of Family Welfare to finalise the likely levels of family welfare indicators to be achieved by the end of 9th Five Year Plan.*
- (iv) Informal Consultative Group on Population Control set up by the Ministry of Health and Family Welfare.*
- (v) Governing Council of National Sample Survey Organisation and General Council of International Institute for Population Sciences(IIPS), Mumbai.*
- (vi) Meetings for finalising the Questionnaire and sampling design for the second round of National Family and Health Survey(NFHS) held at IIPS, Mumbai and the meetings of the Technical Advisory Committee and the Steering Committee for NFHS – II constituted by the Department of family Welfare.*
- (vii) Technical Advisory Committee for the 6th All India Educational Survey constituted by the NCERT.*
- (viii) Core Group constituted by the Department of Women and Child Development for the work relating to the Gender Development Index.*
- (ix) Advisory Panel on Environmental Indicators and Indices of Ministry of Environment & Forests.*