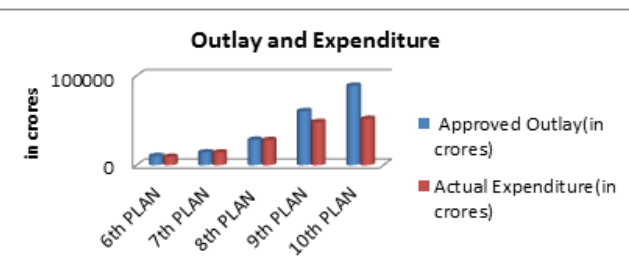
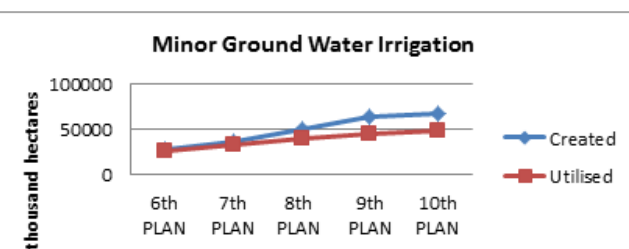
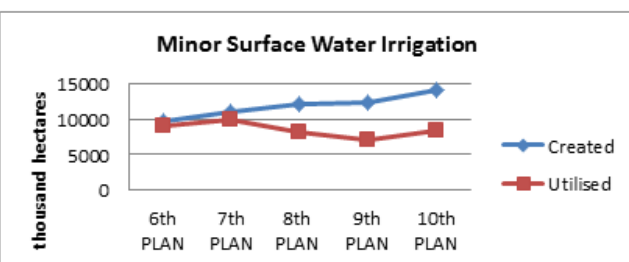
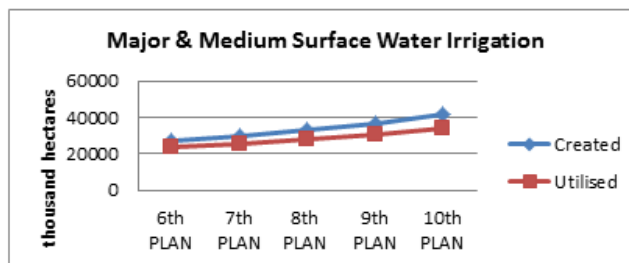


INDIA

IRRIGATION			
	6th PLAN	7th PLAN	8th PLAN
ACCESS			
Ultimate Irrigation Potential (Thousand hectares)			
Total (Major, Medium and Minor)	65215.1	76525.4	95435.6
Major and Medium Surface Water Irrigation	27695	29920	32957.1
Minor Irrigation			
Surface Water	9697.4	10986.2	12188.9
Ground Water	27822.7	35619.2	50289.6
(Under CAD programme)			
Physical Achievement of Field channels (Thousand hectares)		11138.7	13952.7
Physical Achievement of Field Drains (Thousand hectares)		423.9	773
FISCAL COST AND REVENUE			
Approved Outlay(in crores)	10202.66	14321.55	28391.79
Major and Medium Irrigation	8391.36	11506.56	22414.53
Minor Irrigation (State)	1811.30	2814.99	5977.26
Actual Expenditure(in crores)	9333.61	14100.79	28071.76
Major and Medium Irrigation	7531.29	10986.06	21841.14
Minor Irrigation (State)	1802.32	3114.73	6230.62
UTILISATION			
Irrigation Potential Utilised (Thousand hectares)			
Total (Major, Medium and Minor)	58822.2	68586.7	76729.3
Major and Medium Irrigation			
Surface Water	23574	25467	27893.2
Minor Irrigation			
Surface Water	9010.3	9967.7	8200.6
Ground Water	26237.9	33151.9	40088
_ Not Available			

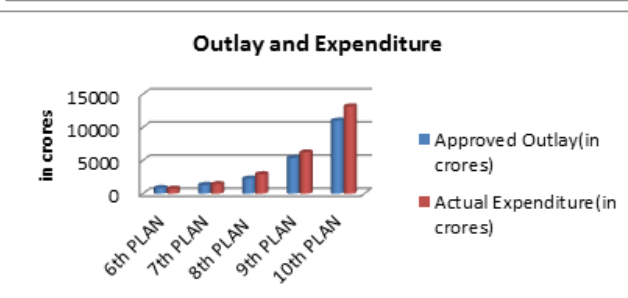
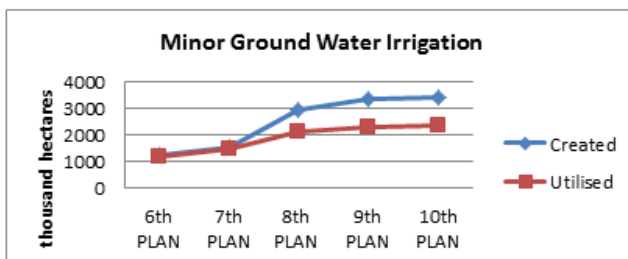
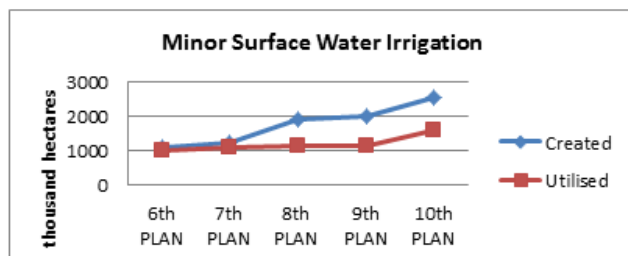
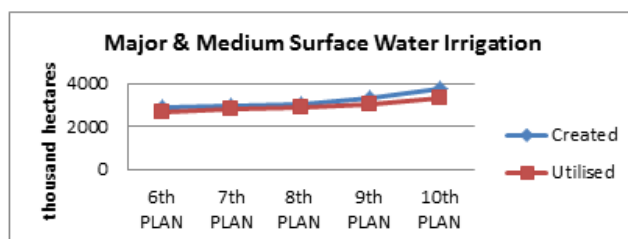
9th PLAN	10th PLAN
112395.2	123262.5
36981.4	42277.1
12268.6	14115.6
63145.2	66869.9
15754.6	18068.7
1124.3	1765.4
60586.24	88877.25
49289.6	71213.2
11296.64	17664.05
48338.6	51860.2
38455.12	39978.3
9883.48	11881.9
83805.1	91086
30972.1	34381.7
7174.9	8340.9
45658	48363.5



ANDHRA PRADESH

IRRIGATION			
	6th PLAN	7th PLAN	8th PLAN
ACCESS			
Ultimate Irrigation Potential (Thousand hectares)			
Total (Major, Medium and Minor)	5243	5788	7900.5
Major and Medium Surface Water Irrigation	2902	2991	3045.1
Minor Irrigation			
Surface Water	1112	1253	1919.3
Ground Water	1229	1544	2936.1
(Under CAD programme)			
Physical Achievement of Field channels (Thousand hectares)	—	650.8	664.6
Physical Achievement of Field Drains (Thousand hectares)	—	9.1	9.1
FISCAL COST AND REVENUE			
Approved Outlay(in crores)			
Major and Medium Irrigation	870.29	1329.7	2301.46
Minor Irrigation	791.29	1182.3	2066.78
	79	147.4	234.68
Actual Expenditure(in crores)			
Major and Medium Irrigation	765.25	1448.41	2957.21
Minor Irrigation	702.45	1272.37	2587.13
	62.8	176.04	370.08
UTILISATION			
Irrigation Potential Utilised (Thousand hectares)			
Total (Major, Medium and Minor)	4891	5431.9	6149.9
Major and Medium Irrigation			
Surface Water	2695	2836	2883.8
Minor Irrigation			
Surface Water	996	1088.8	1127.6
Ground Water	1200	1507.1	2138.5
_ Not Available			

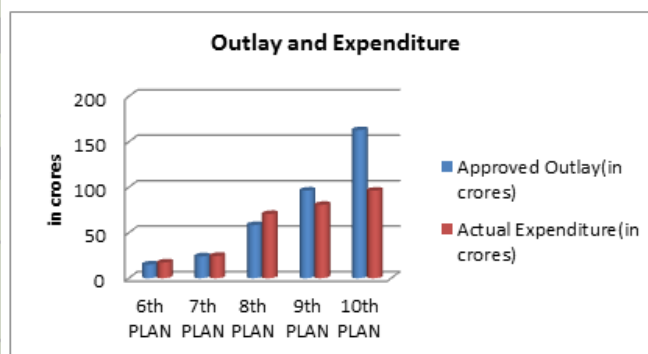
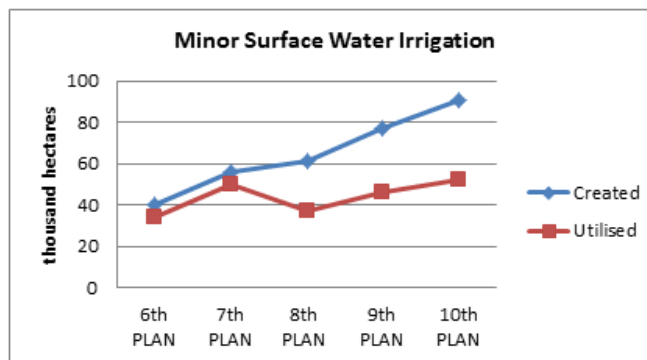
9th PLAN	10th PLAN
8652.1	9699.7
3303.2	3742.7
2006.9	2547.2
3342	3409.8
680.2	738.1
9.1	9.1
5386.79	11038.84
4045.8	9153.8
1340.99	1885.04
6241.66	13188
5747.00	11958.2
494.67	1229.8
6513	7307.2
3051.6	3337.2
1157.3	1609.7
2304.1	2360.3



ARUNACHAL PRADESH

IRRIGATION			
	6th PLAN	7th PLAN	8th PLAN
ACCESS			
Ultimate Irrigation Potential (Thousand hectares)			
Total (Major, Medium and Minor)	40.2	56	61.8
Major and Medium Surface Water	0	0	0
Minor Irrigation			
Surface Water	40.2	56	61.6
Ground Water	-	-	0.2
(Under CAD programme)			
Physical Achievement of Field channels (Thousand hectares)	-	0	0
Physical Achievement of Field Drains (Thousand hectares)	-	0	0
FISCAL COST AND REVENUE			
Approved Outlay(in crores)			
Major and Medium Irrigation	15	24	58.4
Minor Irrigation	2	1	4.71
	13	23	53.69
Actual Expenditure(in crores)			
Major and Medium Irrigation	17.19	24.45	70.5
Minor Irrigation	1.5	1.13	2.86
	15.69	23.32	67.64
UTILISATION			
Irrigation Potential Utilised (Thousand hectares)			
Total (Major, Medium and Minor)	34.2	49.7	37.4
Major and Medium Irrigation			
Surface Water	0	0	0
Minor Irrigation			
Surface Water	34.2	49.7	37.2
Ground Water	-	-	0.2
_ Not Available			

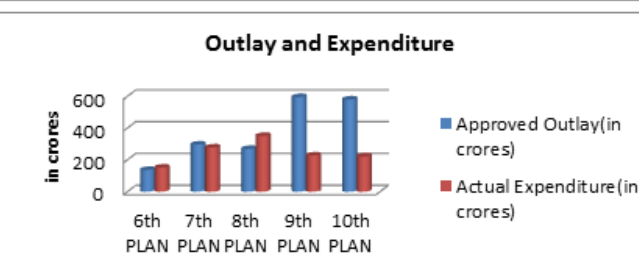
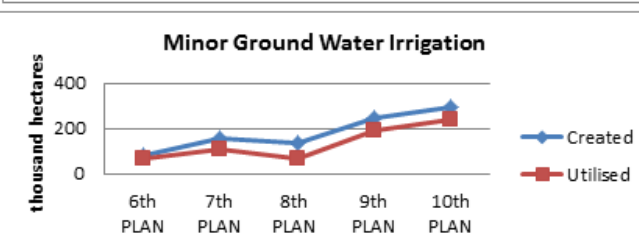
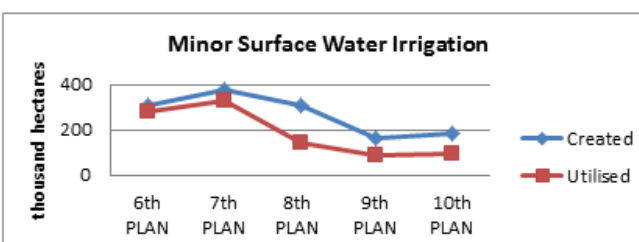
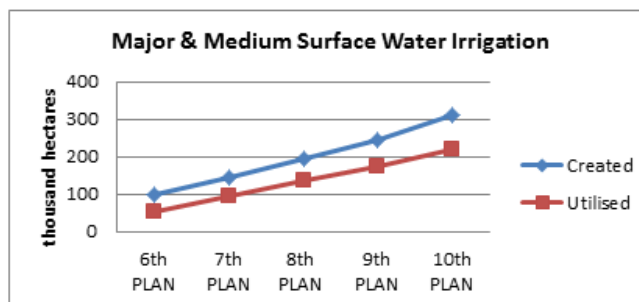
9th PLAN		10th PLAN	
77		92.6	
0		1.2	
77.4		91.1	
0.2		0.3	
1			
0.7		6.9	
96.3		162.7	
1.7		1.7	
94.6		161	
80.51		96.2	
2.33		1.6	
78.18		94.6	
46		53.6	
0		0.8	
46		52.7	
0		0.1	



ASSAM

IRRIGATION			
	6th PLAN	7th PLAN	8th PLAN
ACCESS			
Ultimate Irrigation Potential (Thousand hectares)			
Total (Major, Medium and Minor)	489	681	642.2
Major and Medium Surface Water	98	144	196.7
Minor Irrigation			
Surface Water	308	378.9	309.7
Ground Water	83	158.2	135.9
(Under CAD programme)			
Physical Achievement of Field channels (Thousand hectares)	—	38.4	54.1
Physical Achievement of Field channels (Thousand hectares)	—	11.6	21
FISCAL COST AND REVENUE			
Approved Outlay(in crores)			
Major and Medium Irrigation	137	297	269.56
Minor Irrigation	62.5	137	86.11
	74.5	160	183.45
Actual Expenditure(in crores)			
Major and Medium Irrigation	151.88	278.59	351.11
Minor Irrigation	69.91	116.06	119.45
	81.97	162.53	231.66
UTILISATION			
Irrigation Potential Utilised (Thousand hectares)			
Total (Major, Medium and Minor)	404	535.9	351.6
Major and Medium Irrigation			
Surface Water	55	97	138.2
Minor Irrigation			
Surface Water	283	329.8	146.1
Ground Water	66	109.1	67.4
_ Not Available			

9th PLAN	10th PLAN
652.2	790.3
243.9	312.9
161.6	181.8
246.6	295.6
56.1	56.6
21.8	22.1
595.22	580.42
213	273.6
382.22	306.82
228.25	222.8
69.16	85.5
159.09	137.3
448.3	551.1
174.4	219.2
85.1	95
188.8	236.8

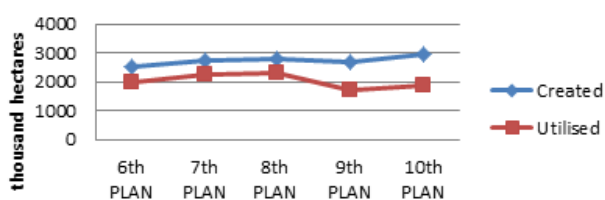


BIHAR

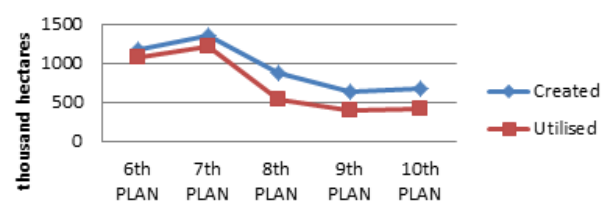
IRRIGATION			
	6th PLAN	7th PLAN	8th PLAN
ACCESS			
Ultimate Irrigation Potential (Thousand hectares)#			
Total (Major, Medium and Minor)	5968	7171	7216.9
Major and Medium Surface Water	2556	2743	2802.5
Minor Irrigation			
Surface Water	1180	1358	871.4
Ground Water	2232	3070	3543.1
(Under CAD programme)			
Physical Achievement of Field channels (Thousand hectares)	—	1220.9	1282.4
Physical Achievement of Field Drains (Thousand hectares)	—	0	0
FISCAL COST AND REVENUE			
Approved Outlay(in crores)			
Major and Medium Irrigation	850	1285	1927.17
Minor Irrigation	168.7	260	1021.3
Actual Expenditure(in crores)			
Major and Medium Irrigation	709.46	1332.54	804.79
Minor Irrigation	208.16	284.03	199.58
UTILISATION			
Irrigation Potential Utilised (Thousand hectares)#			
Total (Major, Medium and Minor)	5154	6250	5368.6
Major and Medium Irrigation			
Surface Water	2009	2259	2324.2
Minor Irrigation			
Surface Water	1075	1218	537.5
Ground Water	2070	2773	2506.8
_ Not Available , # includes Jharkhand			

9th PLAN	10th PLAN
6929.6	8127.9
2680	2959
633	682.9
3616.6	4486
1297.3	1344
0	18.8
1866.42	4238.58
1621.9	3273.2
244.52	965.38
1515.0081	1922.5
819.1254	1173.6
695.8827	748.9
4603.7	4976.6
1714.8	1896.2
399	409.6
2489.9	2670.8

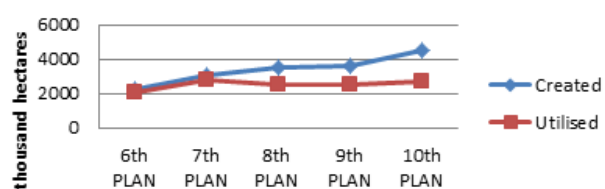
Major & Medium Surface Water Irrigation



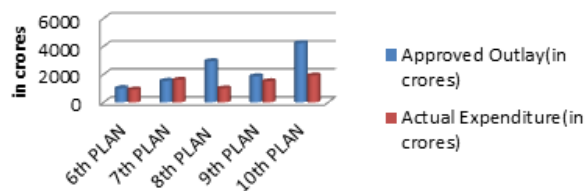
Minor Surface Water Irrigation



Minor Ground Water Irrigation



Outlay and Expenditure

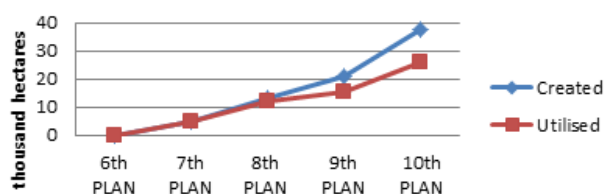


GOA

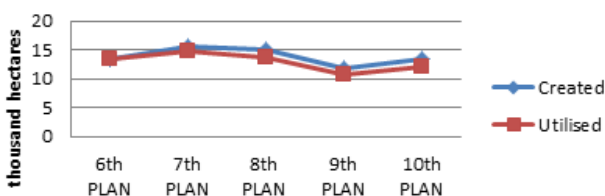
IRRIGATION			
	6th PLAN	7th PLAN	8th PLAN
ACCESS			
Ultimate Irrigation Potential (Thousand hectares)			
Total (Major, Medium and Minor)	15.3	30.2	32
Major and Medium Surface Water	0	5	13
Minor Irrigation			
Surface Water	13.6	15.5	15
Ground Water	0.7	1.6	4
(Under CAD programme)			
Physical Achievement of Field channels (Thousand hectares)	—	5.3	10.3
Physical Achievement of Field Drains (Thousand hectares)	—	0	0
FISCAL COST AND REVENUE			
Approved Outlay(in crores)			
Major and Medium Irrigation	6	62.8	127.8
Minor Irrigation	40*	54	114.7
	6	8.8	13.1
Actual Expenditure(in crores)			
Major and Medium Irrigation	4.84	75.7	146.54
Minor Irrigation	41.41*	66.9	128.45
	4.84	8.8	18.09
UTILISATION			
Irrigation Potential Utilised (Thousand hectares)			
Total (Major, Medium and Minor)	13.6	21	29.3
Major and Medium Irrigation			
Surface Water	0	5	12.1
Minor Irrigation			
Surface Water	13.4	14.8	13.7
Ground Water	0.3	1.3	3.5
_ Not Available ,* includes Daman & Diu also			

9th PLAN		10th PLAN	
37.5		56	
21.2		37.7	
11.8		13.4	
4.5		5	
10.4		10.4	
0		0	
251.84		202.58	
224.2		175.4	
27.64		27.18	
63.53		525	
30.64		445.7	
32.89		79.3	
29.8		42	
15.3		25.9	
10.7		12	
3.7		4.1	

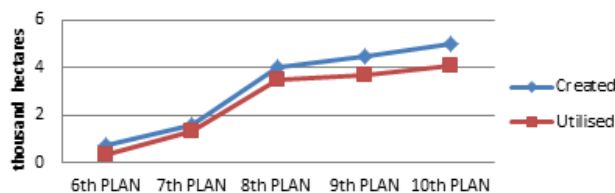
Major & Medium Surface Water Irrigation



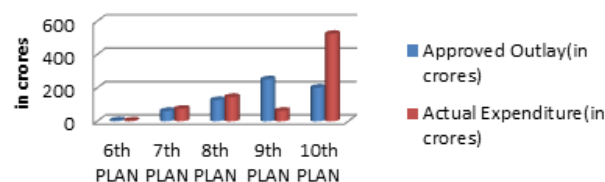
Minor Surface Water Irrigation



Minor Ground Water Irrigation



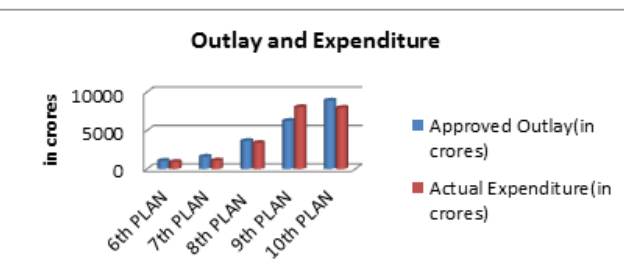
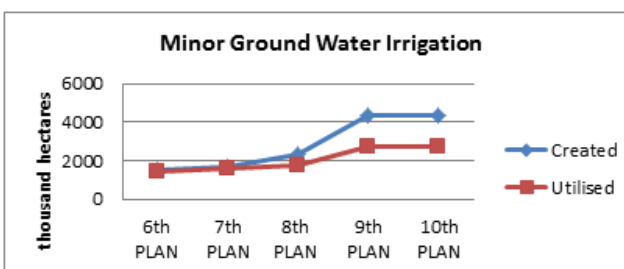
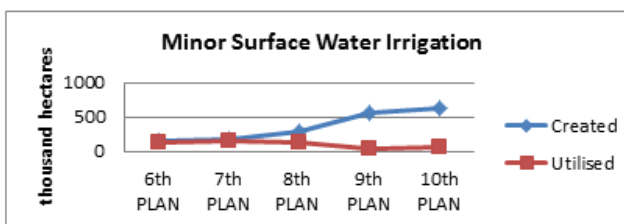
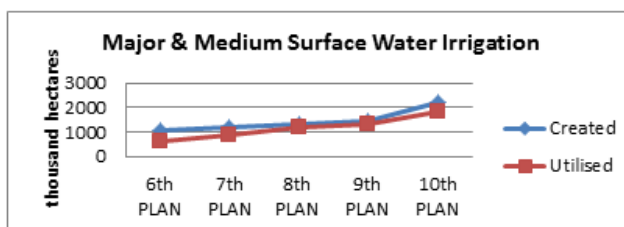
Outlay and Expenditure



GUJARAT

IRRIGATION			
	6th PLAN	7th PLAN	8th PLAN
ACCESS			
Ultimate Irrigation Potential (Thousand hectares)			
Total (Major, Medium and Minor)	2729	3049.3	4024.7
Major and Medium Surface Water	1055	1199	1350
Minor Irrigation			
Surface Water	150	181	302.8
Ground Water	1524	1669.4	2372
(Under CAD programme)			
Physical Achievement of Field channels (Thousand hectares)	—	766.1	852
Physical Achievement of Field Drains (Thousand hectares)	—	2.2	2.9
FISCAL COST AND REVENUE			
Approved Outlay(in crores)			
Major and Medium Irrigation	1068	1603.64	3666
Minor Irrigation	980	1469.09	3426
	88	134.55	240
Actual Expenditure(in crores)			
Major and Medium Irrigation	908.48	1108.27	3393.79
Minor Irrigation	803.91	998.49	2952.57
	104.57	109.78	441.22
UTILISATION			
Irrigation Potential Utilised (Thousand hectares)			
Total (Major, Medium and Minor)	2255	2628.2	3097.7
Major and Medium Irrigation			
Surface Water	646	855	1200
Minor Irrigation			
Surface Water	132	146.9	139.7
Ground Water	1477	1626.3	1758
_ Not Available			

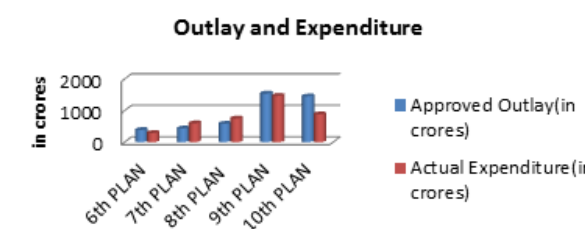
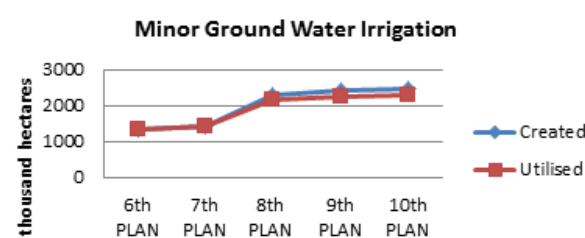
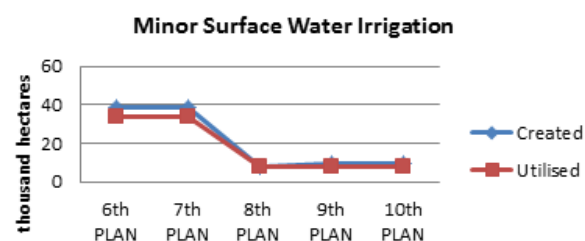
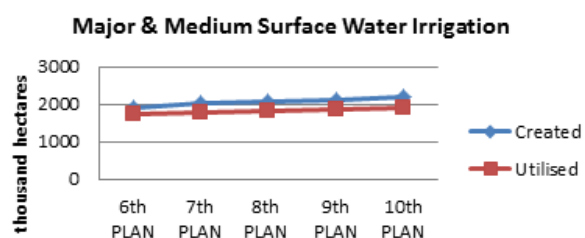
9th PLAN	10th PLAN
6372.7	7229.1
1430.4	2218.5
574.6	636.6
4367.8	4374
889.9	1107.6
2.9	3.7
6272.16	8908.13
5298.4	7660.9
973.76	1247.23
8057.0118	7961.7
7241.8	6602.7
815.2118	1359
4069.3	4600.5
1300.8	1813.1
52.7	66.9
2715.7	2720.5



HARYANA

IRRIGATION			
	6th PLAN	7th PLAN	8th PLAN
ACCESS			
Ultimate Irrigation Potential (Thousand hectares)			
Total (Major, Medium and Minor)	3310	3509.3	4392.2
Major and Medium Surface Water	1923	2021	2078.8
Minor Irrigation			
Surface Water	39	39	7.7
Ground Water	1348	1449	2305.7
(Under CAD programme)			
Physical Achievement of Field channels (Thousand hectares)	—	114.3	312.7
Physical Achievement of Field Drains (Thousand hectares)	—	0	0
FISCAL COST AND REVENUE			
Approved Outlay(in crores)			
Major and Medium Irrigation	385.96	432.67	581.12
Minor Irrigation	362.25	418.5	446.67
	23.71	14.17	134.45
Actual Expenditure(in crores)			
Major and Medium Irrigation	289.09	597.97	750.4
Minor Irrigation	265.61	502.01	545.39
	23.48	95.96	205.01
UTILISATION			
Irrigation Potential Utilised (Thousand hectares)			
Total (Major, Medium and Minor)	3106	3245.9	4023.4
Major and Medium Irrigation			
Surface Water	1745	1791	1833.6
Minor Irrigation			
Surface Water	34	34	7.7
Ground Water	1327	1420.9	2182.1
_ Not Available			

9th PLAN	10th PLAN
4539.1	4669.2
2099.5	2191.4
9.3	9.3
2430.3	2468.6
429.4	597.3
0	24.3
1539.2	1452.78
1154.4	1129.6
384.8	323.18
1466.85	883.2
1416.46	883.2
50.39	0
4130.3	4220.5
1850	1909.7
8.2	8.2
2272.1	2302.7

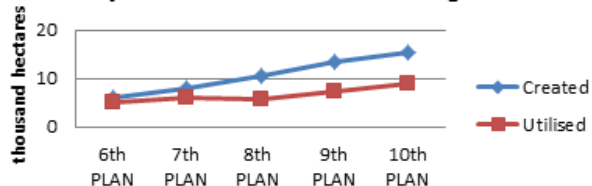


HIMACHAL PRADESH

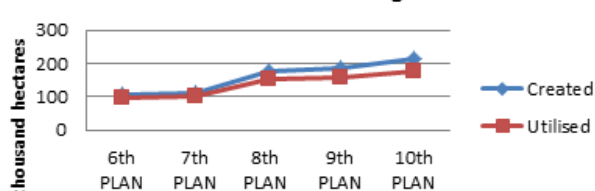
IRRIGATION			
	6th PLAN	7th PLAN	8th PLAN
ACCESS			
Ultimate Irrigation Potential (Thousand hectares)			
Total (Major, Medium and Minor)	123	134.6	209.1
Major and Medium Surface Water	6	8	10.6
Minor Irrigation			
Surface Water	106	113.8	177
Ground Water	11	12.8	21.5
(Under CAD programme)			
Physical Achievement of Field channels (Thousand hectares)	—	6.3	10.7
Physical Achievement of Field Drains (Thousand hectares)	—	0	0.6
FISCAL COST AND REVENUE			
Approved Outlay(in crores)			
Major and Medium Irrigation	31.45	67.5	111.25
Minor Irrigation	10.45	13.5	16
	21	54	95.25
Actual Expenditure(in crores)			
Major and Medium Irrigation	35.62	69.12	138.28
Minor Irrigation	5.96	9.14	14.39
	29.66	59.98	123.89
UTILISATION			
Irrigation Potential Utilised (Thousand hectares)			
Total (Major, Medium and Minor)	110	118.7	178.2
Major and Medium Irrigation			
Surface Water	5	6	5.6
Minor Irrigation			
Surface Water	97	103.8	153.7
Ground Water	8	8.9	18.9
_ Not Available			

9th PLAN		10th PLAN	
230.1		263.1	
13.4		15.5	
188.1		215.3	
28.7		32.4	
15.7		22.2	
2.3		6	
410.9		409.25	
65.1		55	
345.8		354.25	
233.53		294.4	
19.17		65.9	
214.36		228.5	
190.8		214.7	
7.5		8.9	
159.2		178.9	
24.1		26.9	

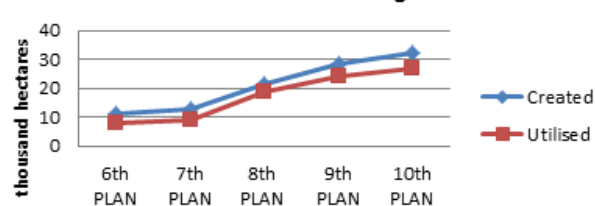
Major & Medium Surface Water Irrigation



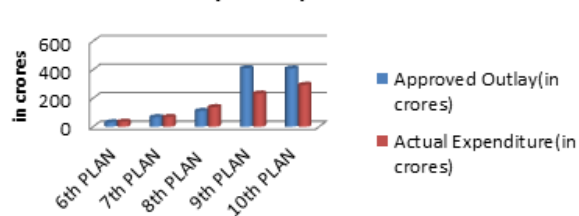
Minor Surface Water Irrigation



Minor Ground Water Irrigation



Outlay and Expenditure

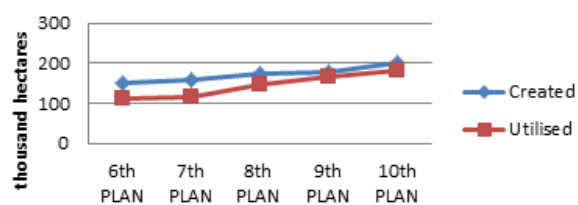


JAMMU & KASHMIR

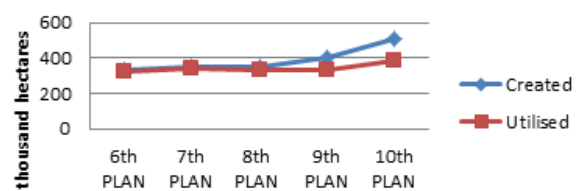
IRRIGATION			
	6th PLAN	7th PLAN	8th PLAN
ACCESS			
Ultimate Irrigation Potential (Thousand hectares)			
Total (Major, Medium and Minor)	490	514.3	539.3
Major and Medium Surface Water	153	158	173.7
Minor Irrigation			
Surface Water	331	349.3	354.4
Ground Water	6	7	11.2
(Under CAD programme)			
Physical Achievement of Field channels (Thousand hectares)	—	27.4	55.5
Physical Achievement of Field Drains (Thousand hectares)	—	0.4	6.8
FISCAL COST AND REVENUE			
Approved Outlay(in crores)	111.44	94.86	154.77
Major and Medium Irrigation	67.94	52.86	70.57
Minor Irrigation	43.5	42	84.2
Actual Expenditure(in crores)	94.2	134.24	185.56
Major and Medium Irrigation	54.28	71.55	85.72
Minor Irrigation	39.92	62.69	99.84
UTILISATION			
Irrigation Potential Utilised (Thousand hectares)			
Total (Major, Medium and Minor)	439	463.2	490.5
Major and Medium Irrigation			
Surface Water	112	117	147.6
Minor Irrigation			
Surface Water	322	339.4	333.6
Ground Water	5	6.8	9.4
_ Not Available			

9th PLAN		10th PLAN	
620.1		770	
179.7		203.3	
403.8		511.4	
36.6		55.3	
77.9		98.3	
13.5		26.8	
271.91		563.2	
128.5		237.4	
143.41		325.8	
463.22		457.5	
85.1		223.1	
378.12		234.4	
533.1		616.8	
168.8		184.1	
332.6		389	
31.7		43.7	

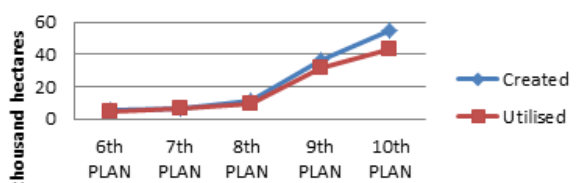
Major & Medium Surface Water Irrigation



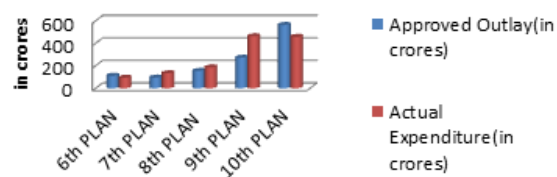
Minor Surface Water Irrigation



Minor Ground Water Irrigation



Outlay and Expenditure

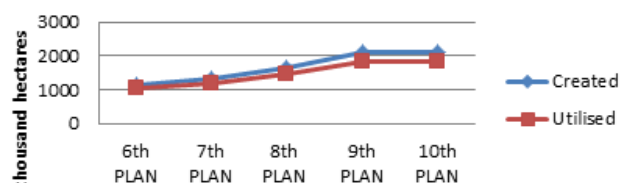


KARNATAKA

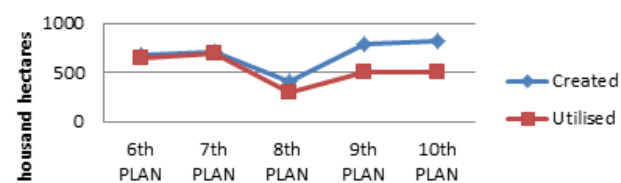
IRRIGATION			
	6th PLAN	7th PLAN	8th PLAN
ACCESS			
Ultimate Irrigation Potential (Thousand hectares)			
Total (Major, Medium and Minor)	2313	2663.4	3368.8
Major and Medium Surface Water	1165	1308	1666
Minor Irrigation			
Surface Water	676	713.4	403.7
Ground Water	472	642	1299.1
(Under CAD programme)			
Physical Achievement of Field channels (Thousand hectares)	—	897.8	1043
Physical Achievement of Field Drains (Thousand hectares)	—	8.1	27.6
FISCAL COST AND REVENUE			
Approved Outlay(in crores)	540.53	674	2243
Major and Medium Irrigation	440.5	523	1936.09
Minor Irrigation	100.03	151	306.91
Actual Expenditure(in crores)	506.51	700.12	3170.93
Major and Medium Irrigation	413.36	527.42	2863.13
Minor Irrigation	93.15	172.7	307.8
UTILISATION			
Irrigation Potential Utilised (Thousand hectares)			
Total (Major, Medium and Minor)	2168	2500.4	2772.1
Major and Medium Irrigation			
Surface Water	1053	1183	1471.7
Minor Irrigation			
Surface Water	654	691.4	291.1
Ground Water	461	626	1009.3
_ Not Available			

9th PLAN	10th PLAN
4495.7	4543.2
2121.1	2127.8
792.5	824.6
1582	1590.8
1116.2	1485.5
37.8	69.9
9286.93	14232.43
8700.5	13277.3
586.43	955.13
2653.44	13184.2
2278.27	12553.7
375.17	630.5
3636.6	3659.1
1844.8	1849.9
503.7	512.3
1288.1	1296.9

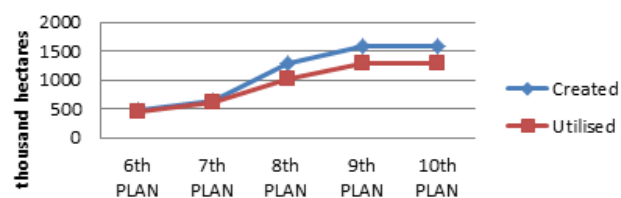
Major & Medium Surface Water Irrigation



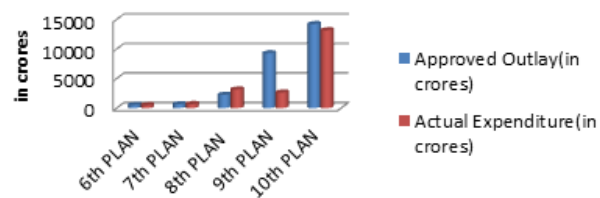
Minor Surface Water Irrigation



Minor Ground Water Irrigation



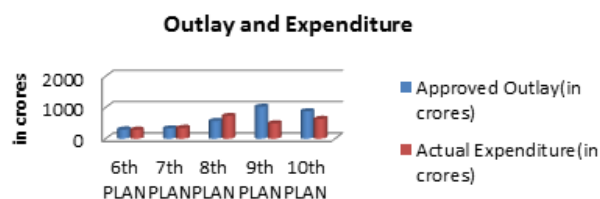
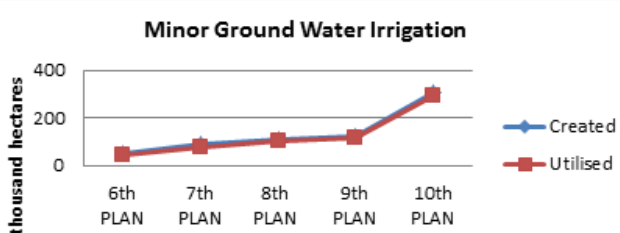
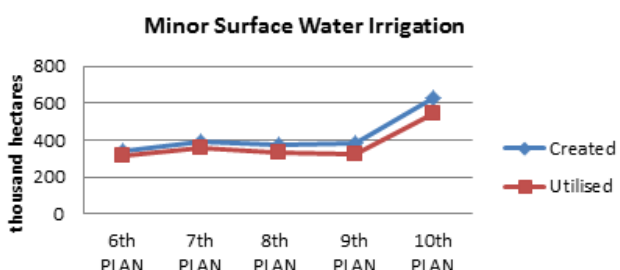
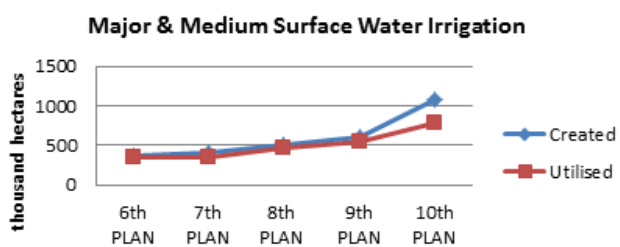
Outlay and Expenditure



KERALA

IRRIGATION			
	6th PLAN	7th PLAN	8th PLAN
ACCESS			
Ultimate Irrigation Potential (Thousand hectares)			
Total (Major, Medium and Minor)	765	881.4	999.1
Major and Medium Surface Water	375	402	513.3
Minor Irrigation			
Surface Water	340	389.9	376.9
Ground Water	50	89.5	108.9
(Under CAD programme)			
Physical Achievement of Field channels (Thousand hectares)	—	46.2	153.7
Physical Achievement of Field Drains (Thousand hectares)	—	0	7.1
FISCAL COST AND REVENUE			
Approved Outlay(in crores)			
Major and Medium Irrigation	296.08	330	567
Minor Irrigation	256.05	280	437
	40.03	50	130
Actual Expenditure(in crores)			
Major and Medium Irrigation	288.58	346.53	726.84
Minor Irrigation	257.79	301.9	574.5
	30.79	44.63	152.34
UTILISATION			
Irrigation Potential Utilised (Thousand hectares)			
Total (Major, Medium and Minor)	707	792.3	897.7
Major and Medium Irrigation			
Surface Water	342	355	464.3
Minor Irrigation			
Surface Water	320	362.4	331.8
Ground Water	45	74.9	101.6
_ Not Available			

9th PLAN	10th PLAN
1118.8	2030.2
609.5	1090.5
383.5	630.3
125.8	309.5
174.1	182.3
95.7	129.9
1021.69	878.65
703.3	600
318.39	278.65
490.7004	632.5
222.9804	536
267.72	96.5
996.8	1623.5
558.9	783.2
323.8	546.7
114.1	293.6

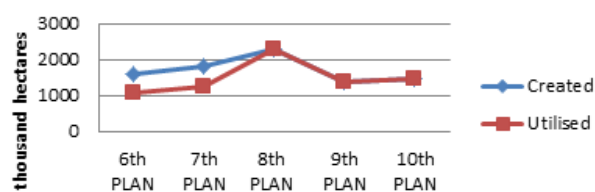


MADHYA PRADESH

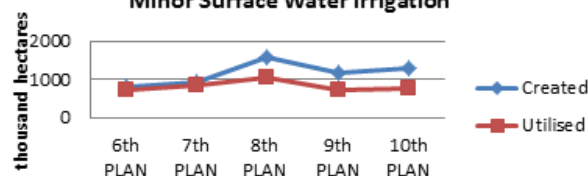
IRRIGATION			
	6th PLAN	7th PLAN	8th PLAN
ACCESS			
Ultimate Irrigation Potential (Thousand hectares)#			
Total (Major, Medium and Minor)	3584	4196.4	7687.7
Major and Medium Surface Water	1592	1815	2317.6
Minor Irrigation			
Surface Water	813	941.7	1568.3
Ground Water	1179	1439.7	3801.8
(Under CAD programme)			
Physical Achievement of Field channels (Thousand hectares)	—	833.5	995.8
Physical Achievement of Field Drains (Thousand hectares)	—	19.8	37.8
FISCAL COST AND REVENUE			
Approved Outlay(in crores)			
Major and Medium Irrigation	1047.78	1809.52	2519.66
Minor Irrigation	780.03	1375.92	1791.29
	267.75	433.6	728.37
Actual Expenditure(in crores)			
Major and Medium Irrigation	945.49	1485.62	2248.99
Minor Irrigation	681.64	1155.43	1614.49
	263.85	330.19	634.5
UTILISATION			
Irrigation Potential Utilised (Thousand hectares)#			
Total (Major, Medium and Minor)	2942	3516.2	5408.4
Major and Medium Irrigation			
Surface Water	1072	1269	2317.6
Minor Irrigation			
Surface Water	728	847	1055
Ground Water	1142	1400.2	2732.5
_ Not Available , # includes Chhattisgarh			

9th PLAN	10th PLAN
7328.4	7639
1386.9	1451.9
1187.5	1286.7
4754.1	4900.4
1031.2	1073.1
37.8	69.9
3096.29	5235.02
2203.7	3819
892.59	1416.02
1433.95	6474.4
1228.69	5586.6
205.26	887.8
4392.6	4618
1386.9	1451.9
726.7	763.5
2790.3	2936.6

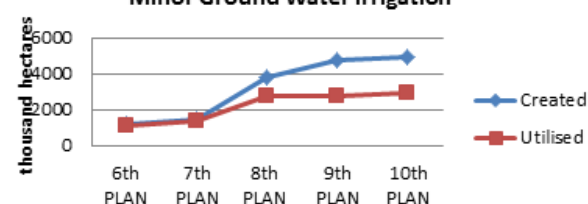
Major & Medium Surface Water Irrigation



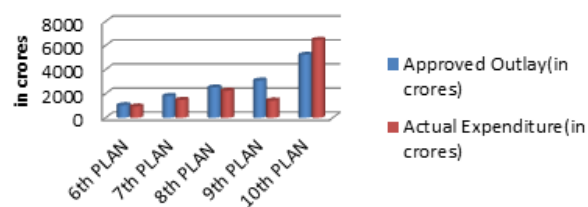
Minor Surface Water Irrigation



Minor Ground Water Irrigation



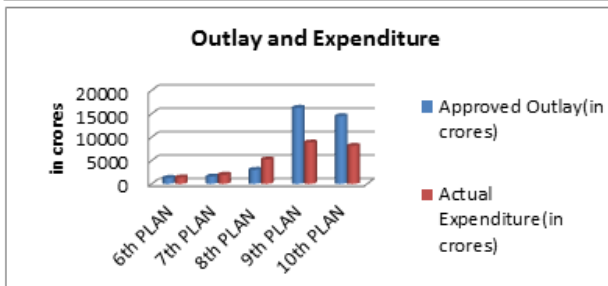
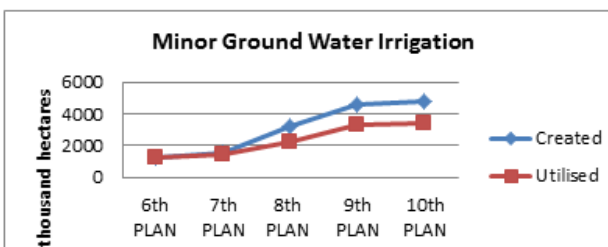
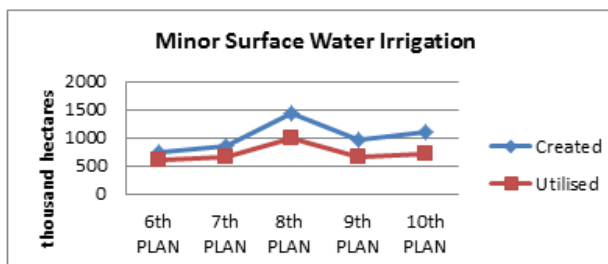
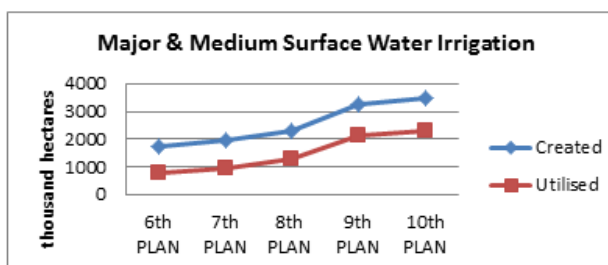
Outlay and Expenditure



MAHARASHTRA

IRRIGATION			
	6th PLAN	7th PLAN	8th PLAN
ACCESS			
Ultimate Irrigation Potential (Thousand hectares)			
Total (Major, Medium and Minor)	3719	4380.1	6945.1
Major and Medium Surface Water	1722	1986	2313
Minor Irrigation			
Surface Water	742	847	1432
Ground Water	1255	1547.1	3200.1
(Under CAD programme)			
Physical Achievement of Field channels (Thousand hectares)	—	889.2	1113.1
Physical Achievement of Field Drains (Thousand hectares)	—	165.8	292.4
FISCAL COST AND REVENUE			
Approved Outlay(in crores)	1303.31	1570	3003.71
Major and Medium Irrigation	1138.66	1320	2391.54
Minor Irrigation	164.65	250	612.17
Actual Expenditure(in crores)	1383.81	1961.2273	5201.62
Major and Medium Irrigation	1187.06	1561.8673	3630.39
Minor Irrigation	196.75	399.36	1571.23
UTILISATION			
Irrigation Potential Utilised (Thousand hectares)			
Total (Major, Medium and Minor)	2586	3140.6	4489.6
Major and Medium Irrigation			
Surface Water	754	976	1287.7
Minor Irrigation			
Surface Water	609	669.5	993.6
Ground Water	1223	1495.1	2208.3
_ Not Available			

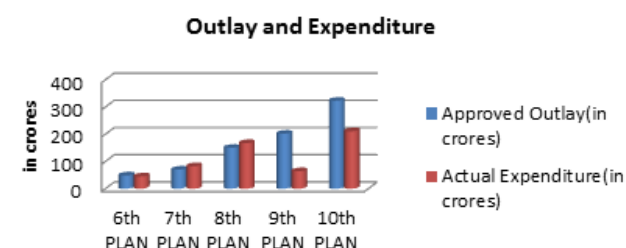
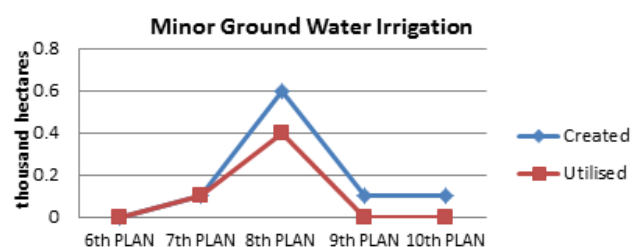
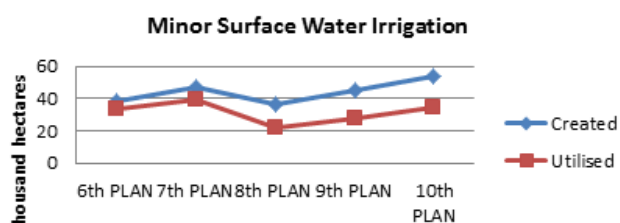
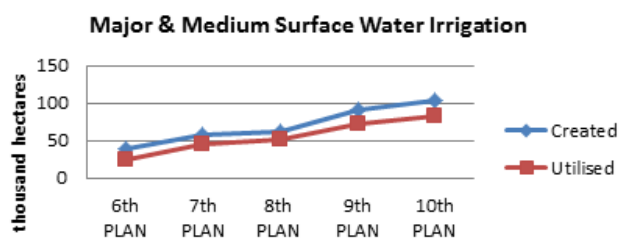
9th PLAN	10th PLAN
8839.9	9363.8
3239	3494.2
956.8	1095.5
4644.1	4774.1
1223.9	1248.1
392.5	439
16258.06	14470.87
14807.3	12150.1
1450.76	2320.77
8847.0244	8147.7
7725.7544	6981.9
1121.27	1165.8
6183.5	6492.2
2147.2	2313.1
668.7	714.5
3367.6	3464.7



MANIPUR

IRRIGATION						
	6th PLAN		7th PLAN		8th PLAN	
ACCESS						
Ultimate Irrigation Potential (Thousand hectares)						
Total (Major, Medium and Minor)	79	105.9	100.6			
Major and Medium Surface Water	40	59	63			
Minor Irrigation						
Surface Water	39	46.8	37			
Ground Water	0	0.1	0.6			
(Under CAD programme)						
Physical Achievement of Field channels (Thousand hectares)		20.8	36.8			
Physical Achievement of Field Drains (Thousand hectares)		4.1	11.2			
FISCAL COST AND REVENUE						
Approved Outlay(in crores)	48.5	70	150			
Major and Medium Irrigation	40	60	125			
Minor Irrigation	8.5	10	25			
Actual Expenditure(in crores)	45.03	82.47	167.57			
Major and Medium Irrigation	37.83	73.76	142.25			
Minor Irrigation	7.2	8.71	25.32			
UTILISATION						
Irrigation Potential Utilised (Thousand hectares)						
Total (Major, Medium and Minor)	59	85.5	74.6			
Major and Medium Irrigation						
Surface Water	25	46	52			
Minor Irrigation						
Surface Water	34	39.4	22.2			
Ground Water	0	0.1	0.4			
Not Available						

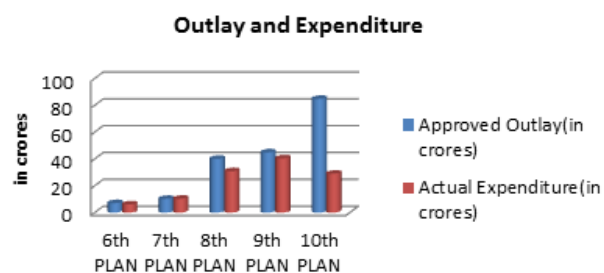
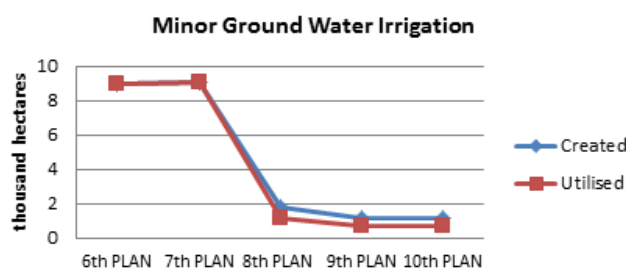
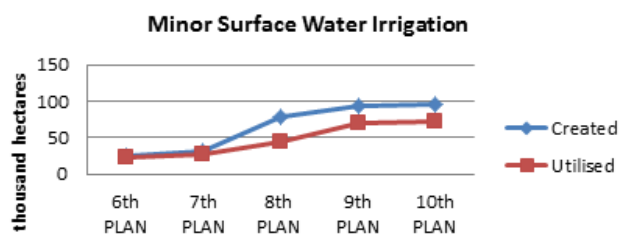
9th PLAN		10th PLAN	
136.1		157.4	
91.2		103.1	
44.9		54.3	
0.1		0.1	
50.6		63.9	
12.6		15.6	
201.8		323.18	
171.7		221.6	
30.1		101.58	
64.33		210.8	
44.92		168.4	
19.41		42.4	
101.2		117.6	
72.9		82.4	
28.3		35.1	
0		0	



MEGHALAYA

IRRIGATION				
	6th PLAN		7th PLAN	8th PLAN
ACCESS				
Ultimate Irrigation Potential (Thousand hectares)				
Total (Major, Medium and Minor)	35	40.4	81.1	
Major and Medium Surface Water	-	-		0
Minor Irrigation				
Surface Water	26	31.4	79.3	
Ground Water	9	9.1	1.8	
(Under CAD programme)				
Physical Achievement of Field channels (Thousand hectares)			0	1
Physical Achievement of Field Drains (Thousand hectares)			0	0
FISCAL COST AND REVENUE				
Approved Outlay(in crores)	7.05	10.25	40.13	
Major and Medium Irrigation	1.05	0.55	11.1	
Minor Irrigation	6	9.7	29.03	
Actual Expenditure(in crores)	6.12	10.35	30.87	
Major and Medium Irrigation		0.21	6.14	
Minor Irrigation	6.12	10.14	24.73	
UTILISATION				
Irrigation Potential Utilised (Thousand hectares)				
Total (Major, Medium and Minor)	32	35.6	46.6	
Major and Medium Irrigation				
Surface Water	-	-	0	
Minor Irrigation				
Surface Water	23	26.6	45.5	
Ground Water	9	9.1	1.1	
Not Available				

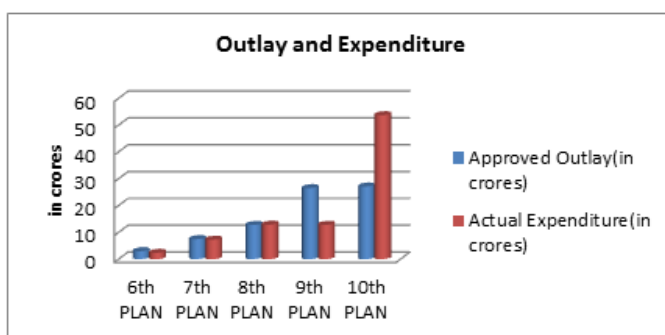
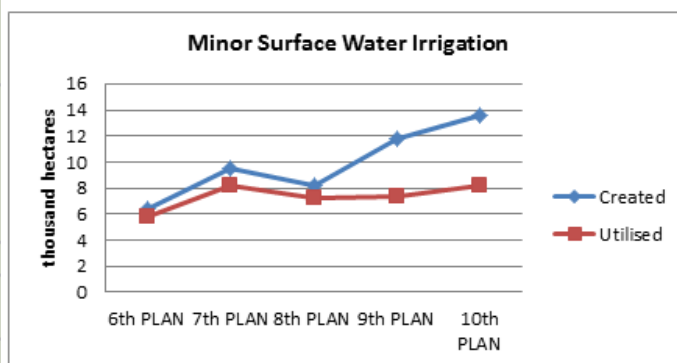
		9th PLAN	10th PLAN
		93.9	96.9
		-	0
		92.9	95.8
		1.1	1.1
		1.1	2.2
		0	0
		44.9	84.8
		10.7	24.8
		34.2	60
		40.42	29
		0.86	2.8
		39.56	26.2
		70.6	73.1
		-	0
		69.9	72.4
		0.7	0.7



MIZORAM

IRRIGATION			
	6th PLAN	7th PLAN	8th PLAN
ACCESS			
Ultimate Irrigation Potential (Thousand hectares)			
Total (Major, Medium and Minor)	6.4	9.5	9
Major and Medium Surface Water	-	-	0
Minor Irrigation			
Surface Water	6.4	9.5	8.2
Ground Water	-	-	0.8
(Under CAD programme)			
Physical Achievement of Field channels (Thousand hectares)	-	0	0
Physical Achievement of Field Drains (Thousand hectares)	-	0	0
FISCAL COST AND REVENUE			
Approved Outlay(in crores)	3	7.5	12.75
Major and Medium Irrigation	-	0.5	1
Minor Irrigation	3	7	11.75
Actual Expenditure(in crores)	2.35	7.259	12.88
Major and Medium Irrigation	-	0.419	0.24
Minor Irrigation	2.35	6.84	12.64
UTILISATION			
Irrigation Potential Utilised (Thousand hectares)			
Total (Major, Medium and Minor)	5.8	8.2	7.8
Major and Medium Irrigation			
Surface Water	-	-	0
Minor Irrigation			
Surface Water	5.8	8.2	7.2
Ground Water	-	-	0.6
_ Not Available			

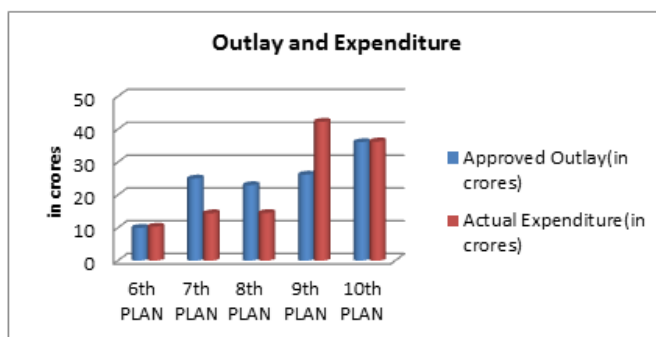
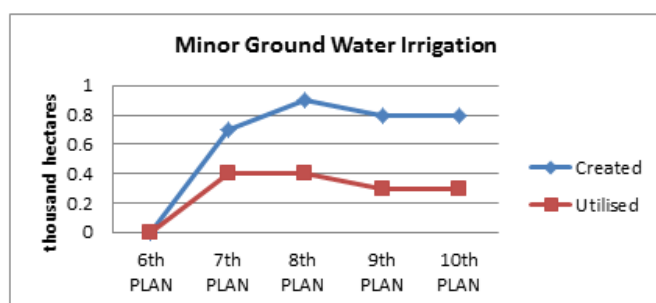
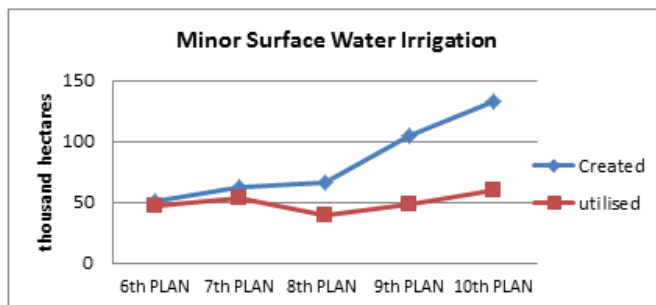
9th PLAN		10th PLAN	
11.8		13.6	
-		0	
11.8		13.6	
0		0	
0.1		0.9	
0.1		1	
26.51		27.08	
0.1		0.1	
26.41		26.98	
12.80		53.7	
0.12		0.1	
12.68		53.6	
7.4		8.2	
-		0	
7.4		8.2	
0		0	



NAGALAND

IRRIGATION			
	6th PLAN	7th PLAN	8th PLAN
ACCESS			
Ultimate Irrigation Potential (Thousand hectares)			
Total (Major, Medium and Minor)	51	62.7	67.1
Major and Medium Surface Water	-	-	0
Minor Irrigation			
Surface Water	51	62.1	66.2
Ground Water	0	0.7	0.9
(Under CAD programme)			
Physical Achievement of Field channels (Thousand hectares)	-	0	0
Physical Achievement of Field Drains (Thousand hectares)	-	0	5.8
FISCAL COST AND REVENUE			
Approved Outlay(in crores)	10	25	23
Major and Medium Irrigation	-	10	2
Minor Irrigation	10	15	21
Actual Expenditure(in crores)	10.36	14.42	14.51
Major and Medium Irrigation	-	-	1.05
Minor Irrigation	10.36	14.42	13.46
UTILISATION			
Irrigation Potential Utilised (Thousand hectares)			
Total (Major, Medium and Minor)	47	54.4	39.7
Major and Medium Irrigation			
Surface Water	-	-	0
Minor Irrigation			
Surface Water	47	54	39.3
Ground Water	0	0.4	0.4
_ Not Available			

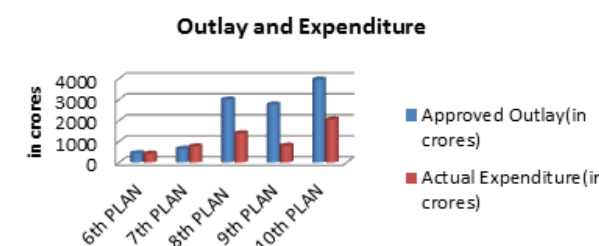
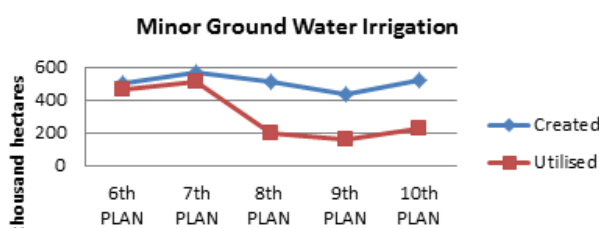
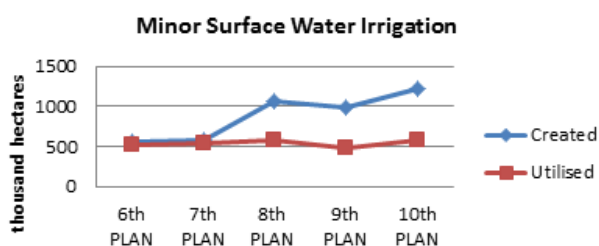
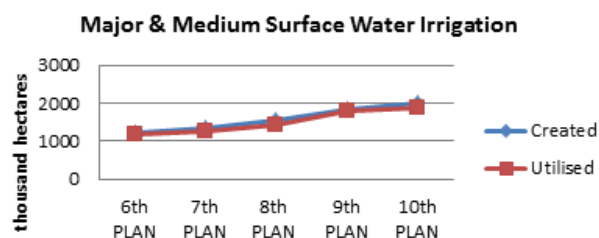
9th PLAN		10th PLAN	
106	0	135	1
105.2	0.8	133.2	0.8
2		3.7	
7.8		11	
26.2	0.9	36.1	0.5
25.3		35.6	
42.29	0	36.3	0
42.29		36.3	
48.6	0	61.2	0.7
48.3	0.3	60.3	0.3



ODISHA

IRRIGATION			
	6th PLAN	7th PLAN	8th PLAN
ACCESS			
Ultimate Irrigation Potential (Thousand hectares)			
Total (Major, Medium and Minor)	2158	2313.5	3134.3
Major and Medium Surface Water	1236	1356	1557.8
Minor Irrigation			
Surface Water	553	586.3	1067.6
Ground Water	507	569.9	508.9
(under CAD programme)			
Physical Achievement of Field channels (Thousand hectares)	—	256.8	346.5
Physical Achievement of Field Drains (Thousand hectares)	—	31.3	96.1
FISCAL COST AND REVENUE			
Approved Outlay(in crores)			
Major and Medium Irrigation	360	550	2614.33
Minor Irrigation	85.03	110	389.4
Actual Expenditure(in crores)			
Major and Medium Irrigation	330.33	591.47	1021.52
Minor Irrigation	95.59	182.95	367.68
UTILISATION			
Irrigation Potential Utilised (Thousand hectares)			
Total (Major, Medium and Minor)	2296	2512.2	3134.3
Major and Medium Irrigation			
Surface Water	1178	1254	1442.7
Minor Irrigation			
Surface Water	517	542.3	579.5
Ground Water	463	517.2	199.9
_ Not Available			

9th PLAN	10th PLAN
3259.9	3744.9
1826.6	1990
995.1	1230.4
438.2	524.5
396.4	437.4
114.4	133.6
2766.9	3955.04
2331.2	2329
435.7	1626.04
806.16	2050.1
436.94	1756.2
369.22	293.9
3259.9	3744.9
1794.2	1900.4
478.2	584.8
157.3	222.5

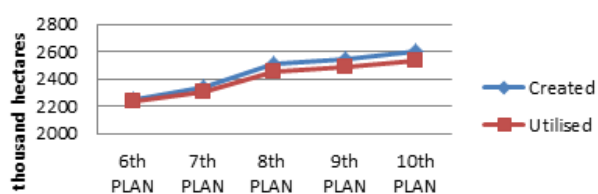


PUNJAB

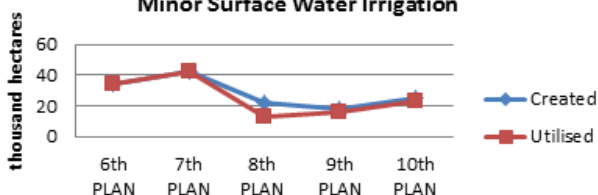
IRRIGATION			
	6th PLAN	7th PLAN	8th PLAN
ACCESS			
Ultimate Irrigation Potential (Thousand hectares)			
Total (Major, Medium and Minor)	5426	5596.7	9390.4
Major and Medium Surface Water	2252	2344	2512.9
Minor Irrigation			
Surface Water	34	42.9	22.3
Ground Water	3140	3209.9	6855.2
(Under CAD programme)			
Physical Achievement of Field channels (Thousand hectares)	—	0	0
Physical Achievement of Field Drains (Thousand hectares)	—	0	0
FISCAL COST AND REVENUE			
Approved Outlay(in crores)	336.72	317	370.93
Major and Medium Irrigation	327.29	270.78	257.73
Minor Irrigation	9.43	46.22	113.2
Actual Expenditure(in crores)	223.74	255.19	405.19
Major and Medium Irrigation	214.34	220.23	275.63
Minor Irrigation	9.4	34.96	129.56
UTILISATION			
Irrigation Potential Utilised (Thousand hectares)			
Total (Major, Medium and Minor)	5373	5505.4	8700.1
Major and Medium Irrigation			
Surface Water	2234	2303	2452.3
Minor Irrigation			
Surface Water	34	42.1	13
Ground Water	3105	3160.3	6234.8
_ Not Available			

9th PLAN	10th PLAN
8885.6	9130.4
2542.5	2604.7
18	25
6325.2	6500.8
222.7	351.5
0	0
721.7	2143.51
334.9	1592.5
386.8	551.01
1181.29	453.1
986.56	352.3
194.73	100.8
8286.8	8505.3
2486	2530
16.6	23.6
5784.2	5951.7

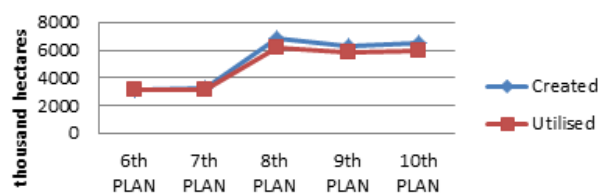
Major & Medium Surface Water Irrigation



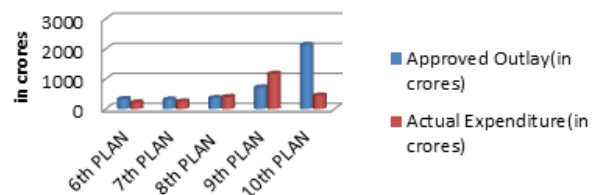
Minor Surface Water Irrigation



Minor Ground Water Irrigation



Outlay and Expenditure

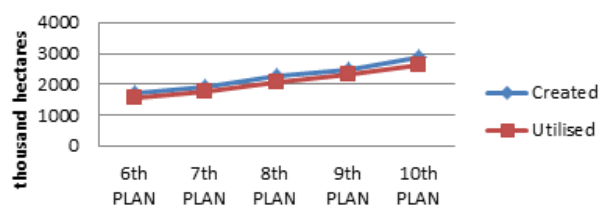


RAJASTHAN

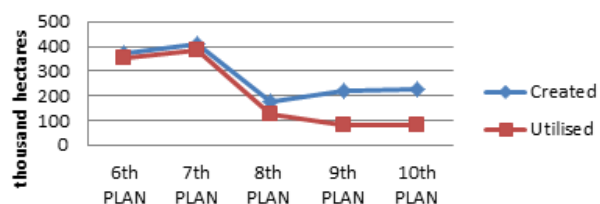
IRRIGATION			
	6th PLAN	7th PLAN	8th PLAN
ACCESS			
Ultimate Irrigation Potential (Thousand hectares)			
Total (Major, Medium and Minor)	3699	4176.1	6545.5
Major and Medium Surface Water	1712	1913	2273.9
Minor Irrigation			
Surface Water	372	409	175.3
Ground Water	1615	1854.1	4096.3
(Under CAD programme)			
Physical Achievement of Field channels (Thousand hectares)	—	613.6	925.5
Physical Achievement of Field Drains (Thousand hectares)	—	9.2	16.3
FISCAL COST AND REVENUE			
Approved Outlay(in crores)			
Major and Medium Irrigation	375.03	635.46	1310.08
Minor Irrigation	34	47.88	171.92
Actual Expenditure(in crores)			
Major and Medium Irrigation	383.03	470.61	1220.44
Minor Irrigation	31.95	55.85	194.65
UTILISATION			
Irrigation Potential Utilised (Thousand hectares)			
Total (Major, Medium and Minor)	3488	3943.3	5832.8
Major and Medium Irrigation			
Surface Water	1551	1740	2088.4
Minor Irrigation			
Surface Water	355	384.1	127.9
Ground Water	1582	1819.2	3616.5
_ Not Available			

9th PLAN	10th PLAN
8678.1	9235.6
2482.2	2890.4
221.6	223.7
5974.3	6121.5
1177.2	1427.1
35	42.8
2348.34	2807.79
1725.1	2269.6
623.24	538.19
3039.24	2855.6
2703.57	2502.1
335.67	353.5
6372.7	6817.6
2313.9	2611.6
80.5	80.5
3978.3	4125.5

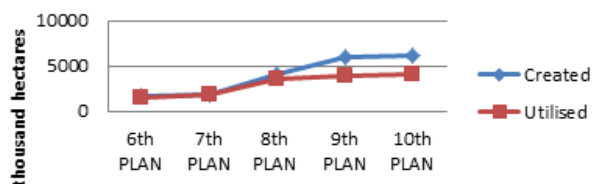
Major & Medium Surface Water Irrigation



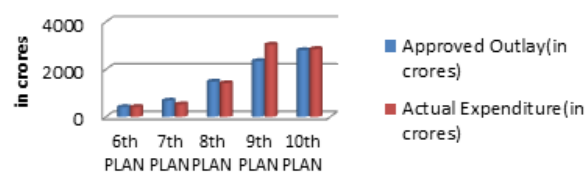
Minor Surface Water Irrigation



Minor Ground Water Irrigation



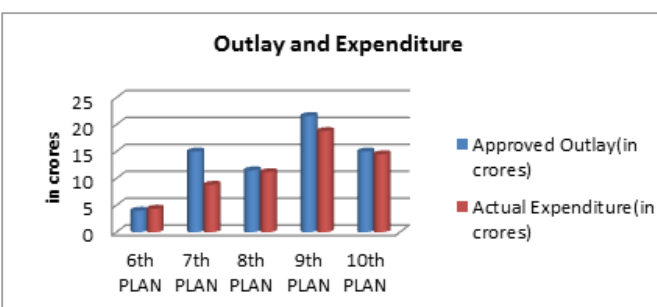
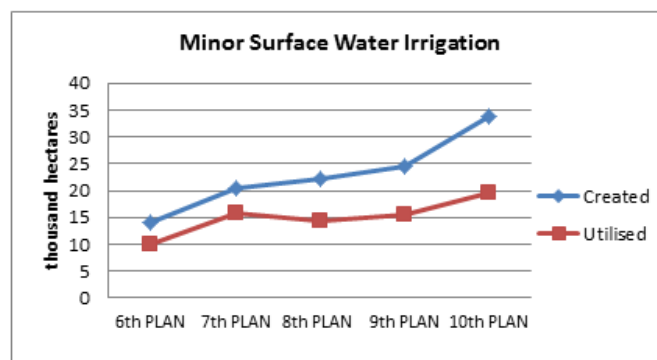
Outlay and Expenditure



SIKKIM

IRRIGATION			
	6th PLAN	7th PLAN	8th PLAN
ACCESS			
Ultimate Irrigation Potential (Thousand hectares)			
Total (Major, Medium and Minor)	14	20.4	22.3
Major and Medium Surface Water	0	0	0
Minor Irrigation			
Surface Water	14	20.4	22.3
Ground Water	0	0	0
(Under CAD programme)			
Physical Achievement of Field channels (Thousand hectares)	—	0	0
Physical Achievement of Field Drains (Thousand hectares)	—	0	0
FISCAL COST AND REVENUE			
Approved Outlay(in crores)			
Major and Medium Irrigation	4	15	11.5
Minor Irrigation	—	5	0
	4	10	11.5
Actual Expenditure(in crores)			
Major and Medium Irrigation	4.36	8.82	11.17
Minor Irrigation	—	0	0
	4.36	8.82	11.17
UTILISATION			
Irrigation Potential Utilised (Thousand hectares)			
Total (Major, Medium and Minor)	10	15.9	14.5
Major and Medium Irrigation			
Surface Water	0	0	0
Minor Irrigation			
Surface Water	10	15.9	14.5
Ground Water	0	0	0
_ Not Available			

9th PLAN		10th PLAN	
24.5	0	33.8	0
24.5	0	33.8	0
0.1		0.2	
0.1		0.1	
21.6	2.2	15	0
18.81	0	14.5	0
18.81	19.4	14.5	15
15.6	0	19.7	0
15.6	0	19.7	0

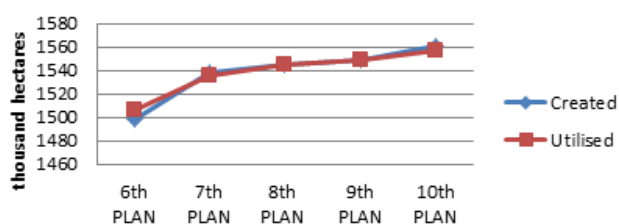


TAMIL NADU

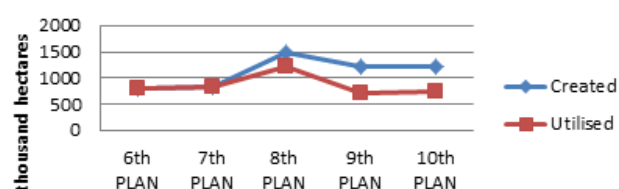
IRRIGATION				
ACCESS				
	6th PLAN	7th PLAN	8th PLAN	
Ultimate Irrigation Potential (Thousand hectares)				
Total (Major, Medium and Minor)	3449	3597.4	5278.9	
Major and Medium Surface Water	1499	1539	1545.5	
Minor Irrigation				
Surface Water	810	841.7	1498.9	
Ground Water	1140	1216.7	2234.5	
(Under CAD programme)				
Physical Achievement of Field channels (Thousand hectares)	—	317.9	629.6	
Physical Achievement of Field Drains (Thousand hectares)	—	29.2	29.2	
FISCAL COST AND REVENUE				
Approved Outlay(in crores)	189.19	297	510	
Major and Medium Irrigation	149.79	212	260	
Minor Irrigation	39.4	85	250	
Actual Expenditure(in crores)	209.77	205.38	660.5	
Major and Medium Irrigation	168.51	195.36	462.81	
Minor Irrigation	41.26	10.02	197.69	
UTILISATION				
Irrigation Potential Utilised (Thousand hectares)				
Total (Major, Medium and Minor)	3449	3585.3	4558.8	
Major and Medium Irrigation				
Surface Water	1506	1536	1545.5	
Minor Irrigation				
Surface Water	808	838	1214.4	
Ground Water	1135	1211.4	1798.9	
_ Not Available				

9th PLAN		10th PLAN	
5733.8	1549.3	5825.7	1561.1
1206.3		1221.7	
2978.2		3043	
850.8		1041.7	
29.4		173.9	
1521.92		2254.59	
1218.5		1700	
303.42		554.59	
1786.57		1175.4	
1531.85		884.8	
254.72		290.6	
3945.6		3992.5	
1549.3		1556.9	
722.4		726.6	
1673.9		1709	

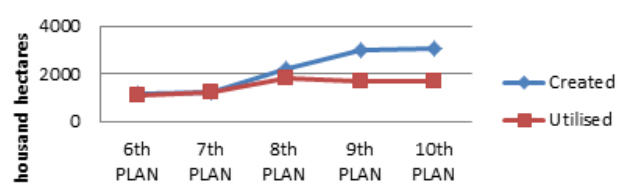
Major & Medium Surface Water Irrigation



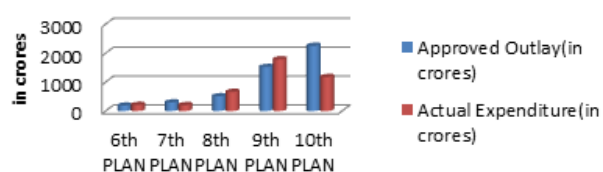
Minor Surface Water Irrigation



Minor Ground Water Irrigation



Outlay and Expenditure

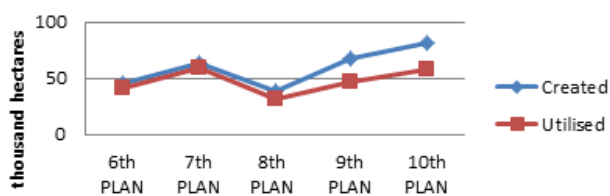


TRIPURA

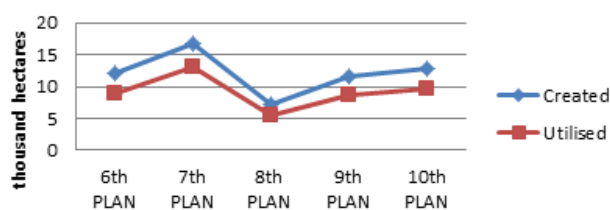
IRRIGATION			
	6th PLAN	7th PLAN	8th PLAN
ACCESS			
Ultimate Irrigation Potential (Thousand hectares)			
Total (Major, Medium and Minor)	58	82.5	48.3
Major and Medium Surface Water	-	2	2.3
Minor Irrigation			
Surface Water	46	63.8	38.7
Ground Water	12	16.7	7.3
(Under CAD programme)			
Physical Achievement of Field channels (Thousand hectares)	-	0.1	0.3
Physical Achievement of Field Drains (Thousand hectares)	-	0.1	0.1
FISCAL COST AND REVENUE			
Approved Outlay(in crores)			
Major and Medium Irrigation	32.13	42	66.5
Minor Irrigation	19.03	27	35
	13.1	15	31.5
Actual Expenditure(in crores)			
Major and Medium Irrigation	30.87	51.42	56.8
Minor Irrigation	17.04	30.87	27.29
	13.83	20.55	29.51
UTILISATION			
Irrigation Potential Utilised (Thousand hectares)			
Total (Major, Medium and Minor)	50	74.5	39
Major and Medium Irrigation			
Surface Water	2	2	2.3
Minor Irrigation			
Surface Water	41	59.3	31.2
Ground Water	9	13.2	5.5
_ Not Available			

9th PLAN		10th PLAN	
85		113.6	
4.9		18.7	
68.4		82	
11.7		12.9	
0.3		0.4	
0.1		0.1	
107.79		263.62	
32.4		44.2	
75.39		219.42	
68.1		119.4	
0		24.4	
68.1		95	
60.2		81.5	
4.5		13.5	
47.1		58.4	
8.6		9.6	

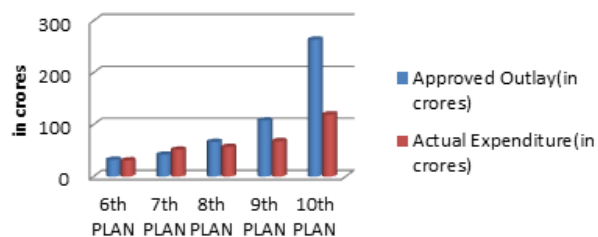
Minor Surface Water Irrigation



Minor Ground Water Irrigation



Outlay and Expenditure

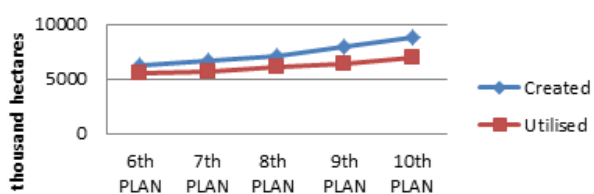


UTTAR PRADESH

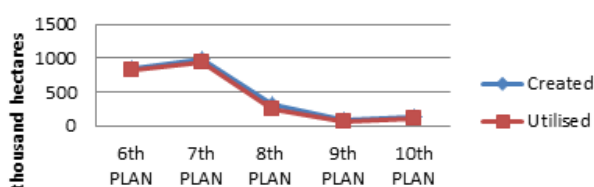
IRRIGATION			
	6th PLAN	7th PLAN	8th PLAN
ACCESS#			
Ultimate Irrigation Potential (Thousand hectares)			
Total (Major, Medium and Minor)	18354	23309	22114.4
Major and Medium Surface Water	6223	6667	7059
Minor Irrigation			
Surface Water	851	991	312.2
Ground Water	11280	15651	14743.1
(Under CAD programme)			
Physical Achievement of Field channels (Thousand hectares)		4378	5375
Physical Achievement of Field Drains (Thousand hectares)		133.1	209
FISCAL COST AND REVENUE			
Approved Outlay(in crores)	1329.7	1932	2999.94
Major and Medium Irrigation	1049.74	1420	2599.34
Minor Irrigation	279.96	512	400.6
Actual Expenditure(in crores)	1213.59	1834.22	2034.21
Major and Medium Irrigation	920.41	1245.01	1683.2
Minor Irrigation	293.18	589.21	351.01
UTILISATION			
Irrigation Potential Utilised (Thousand hectares)#			
Total (Major, Medium and Minor)	16600	20887	18342.1
Major and Medium Irrigation			
Surface Water	5523	5705	6126
Minor Irrigation			
Surface Water	822	933	247.8
Ground Water	10255	14249	11968.3
_ Not Available , # Includes Uttarakhand			

9th PLAN	10th PLAN
26678.8	29222.1
7910.1	8781.4
96.7	131.1
18672	20309.6
5936	6575.3
310.7	562.4
4260.78	7714.5
3014.7	6424.6
1246.08	1289.9
6126.82	3517.7
4400.96	3182
1725.86	335.7
20762.6	22849.1
6334	6926
71.9	102.7
14356.7	15820.4

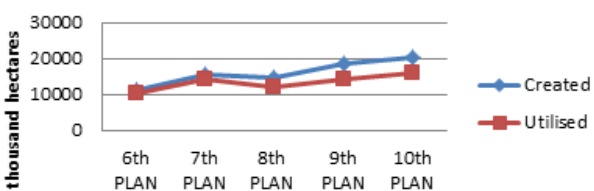
Major & Medium Surface Water Irrigation



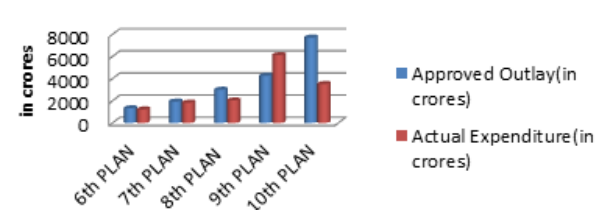
Minor Surface Water Irrigation



Minor Ground Water Irrigation



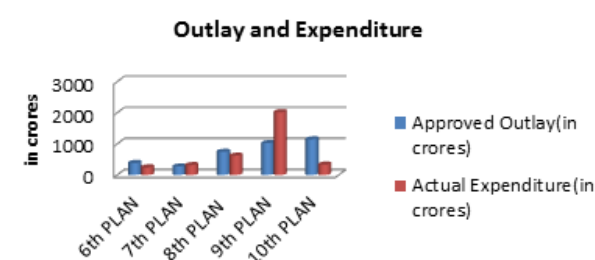
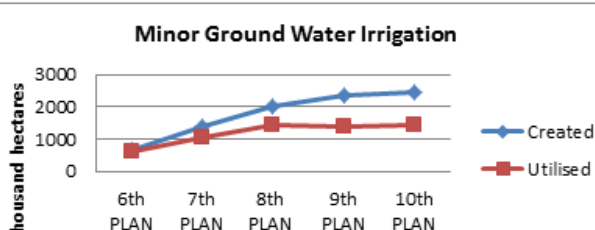
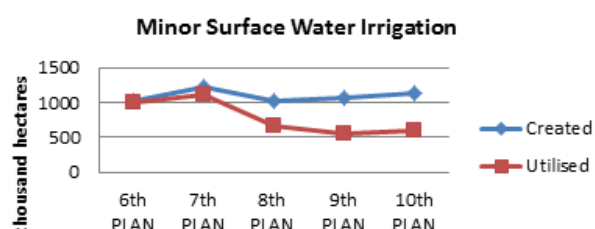
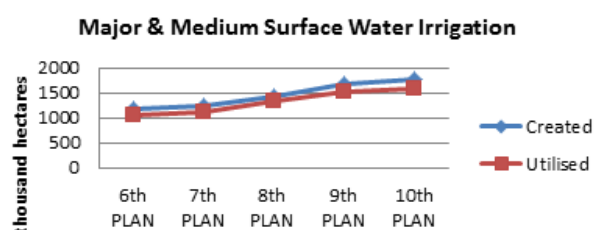
Outlay and Expenditure



WEST BENGAL

IRRIGATION			
	6th PLAN	7th PLAN	8th PLAN
ACCESS			
Ultimate Irrigation Potential (Thousand hectares)			
Total (Major, Medium and Minor)	2887	3868.6	4517.3
Major and Medium Surface Water	1185	1244	1444.1
Minor Irrigation			
Surface Water	1030	1224.8	1035.8
Ground Water	672	1399.9	2037.4
(Under CAD programme)			
Physical Achievement of Field channels (Thousand hectares)	—	55.3	90.1
Physical Achievement of Field Drains (Thousand hectares)	—	0	0
FISCAL COST AND REVENUE			
Approved Outlay(in crores)	390	276	750
Major and Medium Irrigation	240	208	380
Minor Irrigation	150	68	370
Actual Expenditure(in crores)	247.04	321.19	623.01
Major and Medium Irrigation	166.13	234.37	418.49
Minor Irrigation	80.91	86.82	204.52
UTILISATION			
Irrigation Potential Utilised (Thousand hectares)			
Total (Major, Medium and Minor)	2669	3307	3465.1
Major and Medium Irrigation			
Surface Water	1069	1132	1332.5
Minor Irrigation			
Surface Water	1002	1113	668.1
Ground Water	598	1062	1464.5
_ Not Available			

9th PLAN	10th PLAN
5133.7	5351.6
1683.3	1769.8
1081.1	1136.1
2369.3	2445.6
112.5	135.5
0	0
1025.75	1148.38
667.8	895.9
357.95	252.48
2021.91	335.6354
776.26	244.8
1245.65	90.8354
3489	3628.6
1527.1	1583.4
558.2	593.3
1403.6	1452

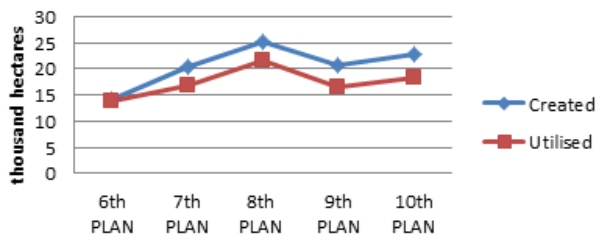


UNION TERRITORIES

IRRIGATION			
ACCESS			
	6th PLAN	7th PLAN	8th PLAN
Ultimate Irrigation Potential (Thousand hectares)			
Total (Major, Medium and Minor)	72.2	89.3	107
Major and Medium Surface Water	-	8	18.5
Minor Irrigation			
Surface Water	14.2	20.4	25.2
Ground Water	58	60.9	63.3
(under CAD programme)			
Physical Achievement of Field channels (Thousand hectares)			
	-	-	-
Physical Achievement of Field Drains (Thousand hectares)			
	-	-	-
FISCAL COST AND REVENUE			
Approved Outlay(in crores)			
Major and Medium Irrigation	56.9	4.1	9.32
Minor Irrigation	29.6	15.67	21.79
Actual Expenditure(in crores)			
Major and Medium Irrigation	58.23	6.93	9.85
Minor Irrigation	32.083	15.35	32.66
UTILISATION			
Irrigation Potential Utilised (Thousand hectares)			
Total (Major, Medium and Minor)	71.6	77.1	107
Major and Medium Irrigation			
Surface Water	-	0	9.3
Minor Irrigation			
Surface Water	13.9	16.7	21.7
Ground Water	57.6	60.4	60.7
_ Not Available			

9th PLAN		10th PLAN	
88.6		92.7	
6.5		6.5	
20.7		22.9	
61.4		63.3	
61.5		107.16	
4.2		6.5	
57.3		100.66	
—		84	
—		4	
—		80	
88.6		92.7	
3.9		3.9	
16.4		18.4	
59.4		61.3	

Minor Surface Water Irrigation



Minor Ground Water Irrigation

