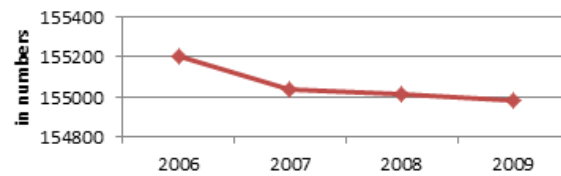


INDIA

POSTAL COMMUNICATION			
ACCESS			
	2006-07	2007-08	2008-09
Post Offices (Number)			
Total	155204	155035	155015
Letter Boxes (Number)			
Total	589666	591054	585087
Post Boxes rented by public (Number)	65348	58236	59716
Post Bags rented by public (Number)	4961	4588	4310
Post Boxes cum bags rented by public (Number)	1912	1703	1825
QUALITY			
Postal Employees (Number)	500883	494589	483385
Postal Complaints (Number)	795.2	822.8	842.2
Computerised Post Offices (Number)	8263	9939	9684
Modernised Post Offices (Improving Ergonomics) (Number)	2504	2504	2504
High Speed Automated mail processing (Number)	2	2	2
FISCAL COST AND REVENUE			
Revenue earned (Rupees in crore)			
Total	532244	549490	586233
Net Expenditure (Rupees in crore)			
Total	657196	700634	945541
UTILISATION			
Mail Traffic (In crore Numbers)			
	667.71	639.11	675.95
Registered P&T service	2.25	2.02	2.03
Registered Other than P&T service	19.47	17.96	17.7929
Unregistered P&T service	9.6	9.15	9.27
Unregistered Other than P&T service	636.38	609.98	625
Air Mail (Lakh kilogram)			
Domestic	130.55	137.19	140.59
Foreign	44.74	43.78	54.17
Inland Money Order (In lakh Numbers)	991	910.46	866.93
* Not Available			

2009-10	2010-11*
154979	
579595	
60391	
3890	
1144	
475454	
836.2	
12604	
-	
2	
626670	
1290800	
658.98	661.6
2.11	
17.47	
9.11	
605.54	
94.17	
27.7	
813.46	

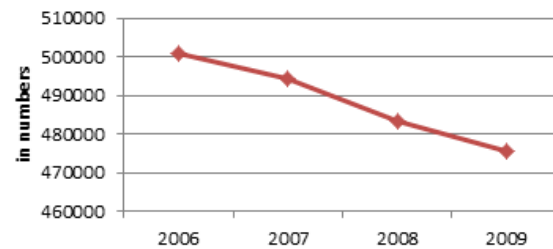
Total Number of Post Offices



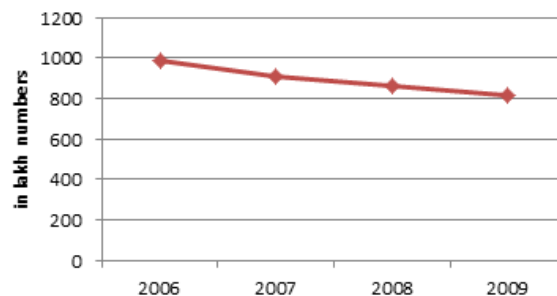
Total Number of Letter Boxes



Total Number of Postal Employees



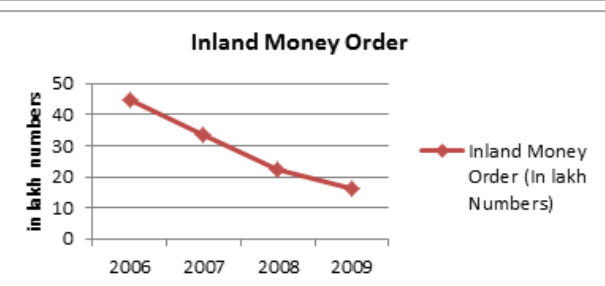
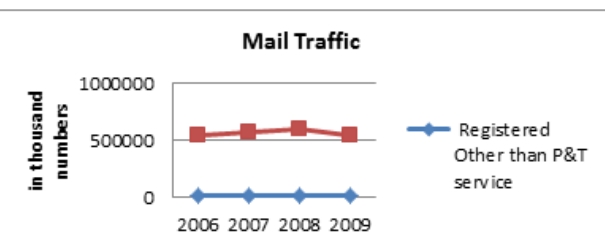
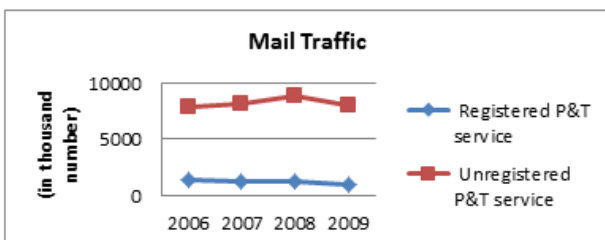
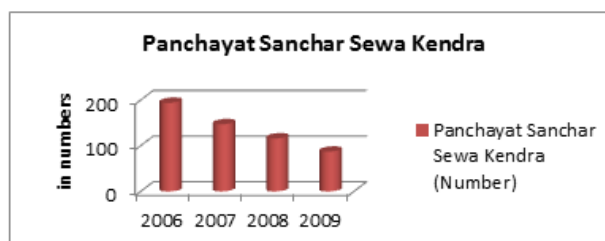
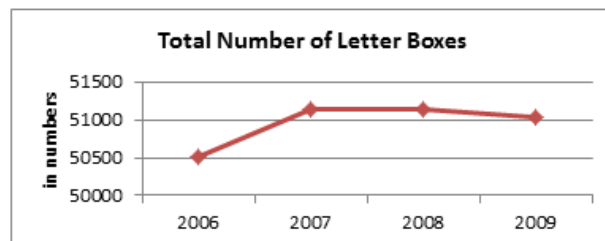
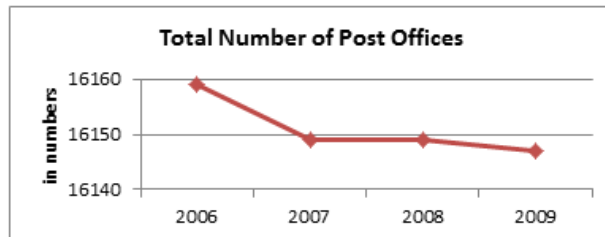
Inland Money Order



ANDHRA PRADESH

POSTAL COMMUNICATION			
	2006-07	2007-08	2008-09
ACCESS			
Post Offices (Number)			
Total	16159	16149	16149
Urban	1299	1287	1287
Rural	14860	14862	14862
Mukhya Dak Ghar (Number)			
Total	3	7	7
Urban	3	6	6
Rural	0	1	1
Letter Boxes (Number)			
Total	50512	51148	51148
Urban	9466	9470	9470
Rural	41046	41678	41678
Post Boxes rented by public (Number)	2159	1835	1838
Post Bags rented by public (Number)	405	307	297
Post Boxes cum bags rented by public (Number)	61	68	52
Panchayat Sanchar Sewa Kendra (Number)	194	147	116
Average number of persons served by post offices (Number)			
Total	4995	4998	
Urban	17093	17253	17253
Rural	3937	3937	3937
Average Area served by a post office (In square kilometer)	17	17	17.03
QUALITY			
Postal Employees (Number)	14760	14245	13186
Gramin Dak Sewak	27243	26311	26503
Postal Complaints (Number)	43328	45217	17378
Computerised Post Offices (Number)	494	523	531
Modernised Post Offices (Improving Ergonomics) (Number)	165	165	165
UTILISATION			
Mail Traffic (In thousand Numbers)			
Registered			
Registered P&T service	1357	1343	1226
Registered Other than P&T service	12756	14266	16977
Unregistered			
Unregistered P&T service	7935	8212	8922
Unregistered Other than P&T service	547638	574060	598025
Inland Money Order (In lakh Numbers)	44.79	33.65	22.5
* _ Not Available			

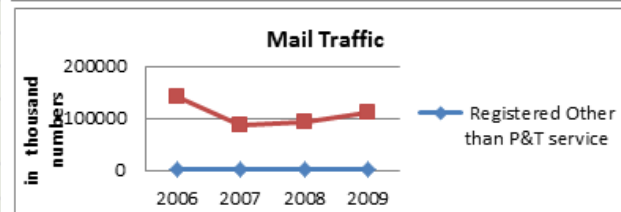
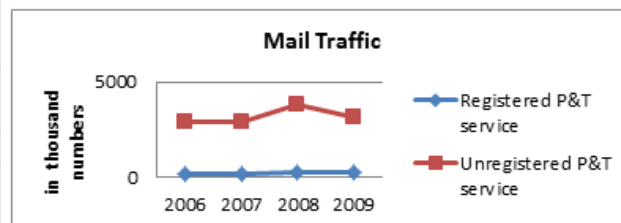
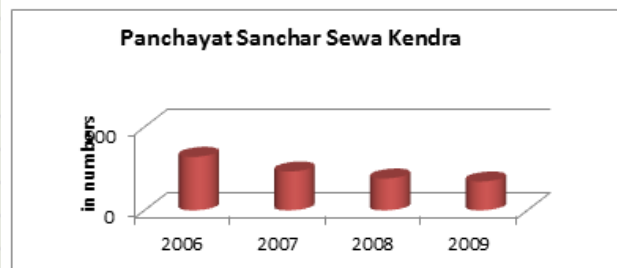
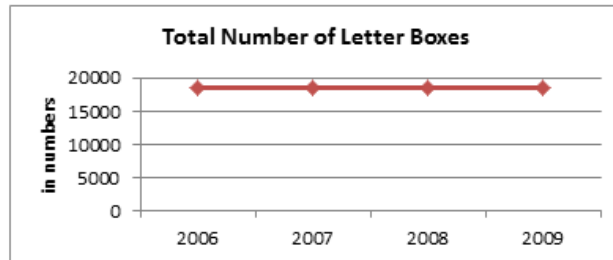
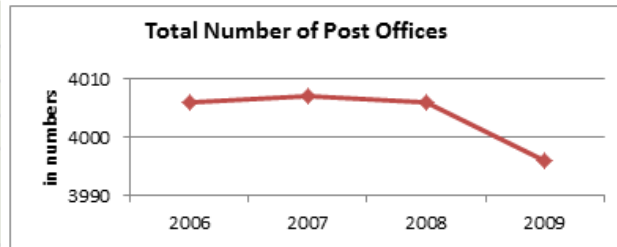
2009-10	2010-11*
16147	
1283	
14864	
51033	
9533	
41500	
2006	
260	
64	
87	
21426	
3787	
17.03	
12814	
27182	
38673	
754	
-	
952	
12386	
8034	
543351	
16.22	



ASSAM

POSTAL COMMUNICATION			
	2006-07	2007-08	2008-09
ACCESS			
Post Offices (Number)			
Total	4006	4007	4006
Urban	298	298	298
Rural	3708	3709	3708
Mukhya Dak Ghar (Number)			
Total	20	20	20
Urban	20	20	20
Rural	0	0	0
Letter Boxes (Number)			
Total	18486	18486	18486
Urban	1686	1686	1686
Rural	16800	16800	16800
Post Boxes rented by public (Number)	790	790	790
Post Bags rented by public (Number)	10	10	10
Post Boxes cum bags rented by public (Number)	0	0	0
Panchayat Sanchar Sewa Kendra (Number)	321	233	191
Average number of persons served by post offices (Number)			
Total	7156	7154	
Urban	13366	13366	13366
Rural	6656	6655	6656
Average Area served by a post office (In square kilometer)	19.6	19.6	19.58
QUALITY			
Postal Employees (Number)	4728	4612	4580
Gramin Dak Sewak	8553	8593	8576
Postal Complaints (Number)	15678	17933	41698
Computerised Post Offices (Number)	307	624	624
Modernised Post Offices (Improving Ergonomics) (Number)	94	94	94
UTILISATION			
Mail Traffic (In thousand Numbers)			
Registered			
Registered P&T service	211	184	261
Registered Other than P&T service	2133	2215	3408
Unregistered			
Unregistered P&T service	2924	2905	3822
Unregistered Other than P&T service	143839	88113	93361
Inland Money Order (In lakh Numbers)	17.44	0.94	10.88
*Not Available			

2009-10	2010-11*
3996	
282	
3714	
-	
-	
18486	
1686	
16800	
790	
10	
0	
173	
15188	
7109	
19.63	
4516	
8585	
19854	
631	
-	
291	
3966	
3202	
112831	
5.12	



BIHAR

POSTAL COMMUNICATION			
	2006-07	2007-08	2008-09
ACCESS			
Post Offices (Number)			
Total	9054	9057	9056
Urban	432	432	433
Rural	8622	8625	8623
Mukhya Dak Ghar (Number)			
Total	19	19	19
Urban	19	19	19
Rural	0	0	0
Letter Boxes (Number)			
Total	24869	24960	24960
Urban	2774	2831	2831
Rural	22095	22129	22129
Post Boxes rented by public (Number)	904	904	904
Post Bags rented by public (Number)	84	84	84
Post Boxes cum bags rented by public (Number)	281	281	281
Panchayat Sanchar Sewa Kendra (Number)	1364	1282	1073
Average number of persons served by post offices (Number)			
Total	10023.00	10020.09	
Urban	22037.04	22037.04	21986
Rural	9421.00	9418.20	9420
Average Area served by a post office (In square kilometer)	11.1	11.1	10.4
QUALITY			
Postal Employees (Number)	8270	8315	8220
Gramin Dak Sewak	14837	14795	14772
Postal Complaints (Number)	18937	33079	46276
Computerised Post Offices (Number)	293	295	295
Modernised Post Offices (Improving Egronomics) (Number)	120	120	120
UTILISATION			
Mail Traffic (In thousand Numbers)			
Registered			
Registered P&T service	625	442	418
Registered Other than P&T service	3386	2058	2073
Unregistered			
Unregistered P&T service	2422	2169	2106
Unregistered Other than P&T service	154715	137386	129872
Inland Money Order (In lakh Numbers)	8.95	8.57	0.53
*Not Available			

2009-10	2010-11*
9057	
416	
8641	
-	
25010	
2851	
22159	
904	
83	
279	
1072	
27361	
10430	
10.4	
8471	
15501	
44729	
316	
-	
401	
2852	
2061	
121624	
5.61	

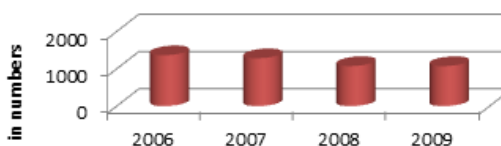
Total Number of Post Offices



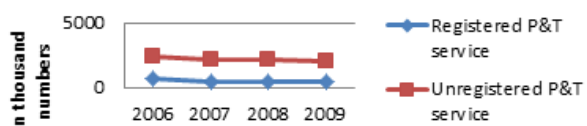
Total Number of Letter Boxes



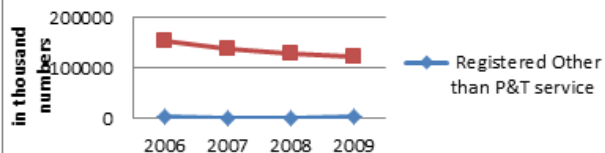
Panchayat Sanchar Sewa Kendra



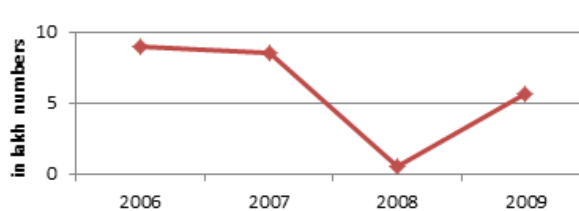
Mail Traffic



Mail Traffic



Inland Money Order

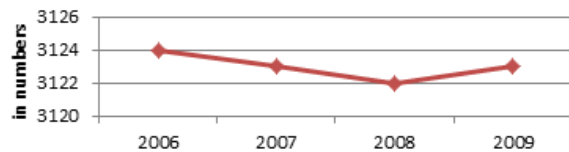


CHHATTISGARH

POSTAL COMMUNICATION			
	2006-07	2007-08	2008-09
ACCESS			
Post Offices (Number)			
Total	3124	3123	3122
Urban	223	223	233
Rural	2901	2900	2899
Mukhya Dak Ghar (Number)			
Total	10	10	10
Urban	10	10	10
Rural	0	0	0
Letter Boxes (Number)			
Total	17038	17066	17066
Urban	1081	1081	1081
Rural	15957	15985	15985
Post Boxes rented by public (Number)	430	373	415
Post Bags rented by public (Number)	20	20	20
Post Boxes cum bags rented by public (Number)	8	35	38
Panchayat Sanchar Sewa Kendra (Number)	218	218	218
Average number of persons served by post offices (Number)			
Total	7232	7235	
Urban	21834	21834	21384
Rural	6110	6112	6114
Average Area served by a post office (In square kilometer)	43.3	43.3	43.3
QUALITY			
Postal Employees (Number)			2202
Gramin Dak Sewak	5607	5504	5386
Postal Complaints (Number)	9601	8856	7854
Computerised Post Offices (Number)	93	99	99
Modernised Post Offices (Improving Ergonomics) (Number)	49	49	49
UTILISATION			
Mail Traffic (In thousand Numbers)			
Registered			
Registered P&T service	122	110	101
Registered Other than P&T service	1537	1505	1117
Unregistered			
Unregistered P&T service	446	414	462
Unregistered Other than P&T service	62086	48872	47880
Inland Money Order (In lakh Numbers)	4.06	5.24	2.87
*Not Available			

2009-10	2010-11*
3123	
225	
2898	
-	
17067	
1089	
15978	
417	
20	
38	
218	
25480	
6657	
43.29	
2153	
5351	
6714	
144	
-	
99	
1200	
594	
40186	
1.6	

Total Number of Post Offices



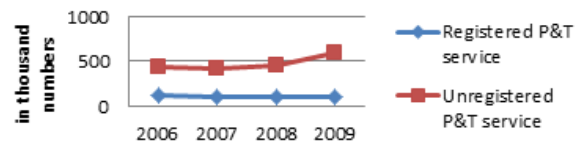
Total Number of Letter Boxes



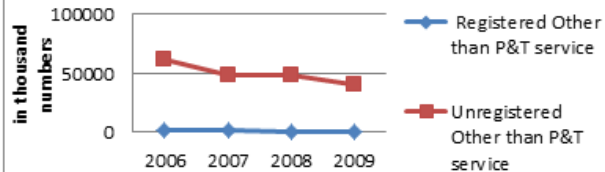
Panchayat Sanchar Sewa Kendra



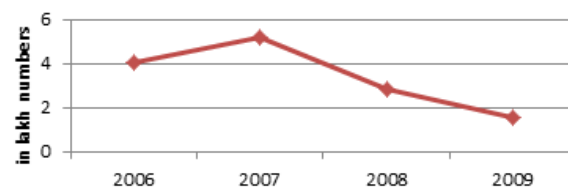
Mail Traffic



Mail Traffic



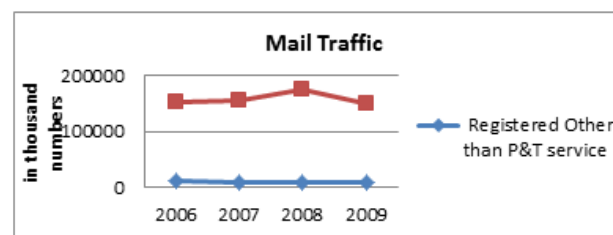
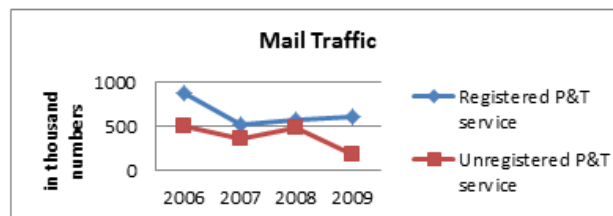
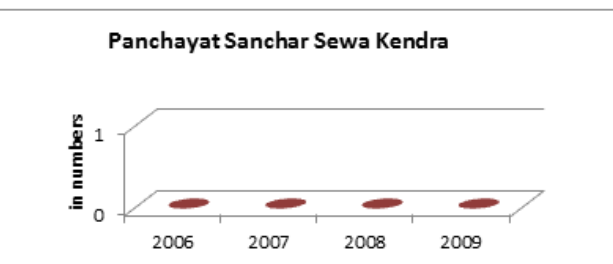
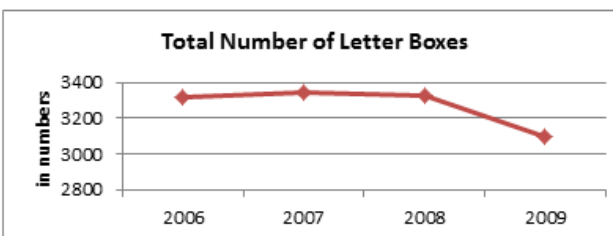
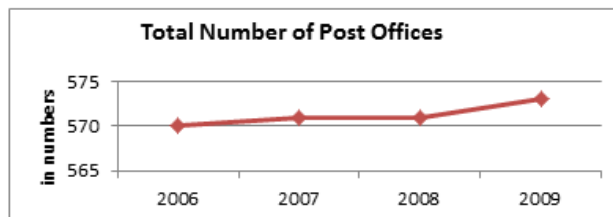
Inland Money Order



DELHI

POSTAL COMMUNICATION			
	2006-07	2007-08	2008-09
ACCESS			
Post Offices (Number)			
Total	570	571	571
Urban	489	490	490
Rural	81	81	81
Mukhya Dak Ghar (Number)			
Total	0	0	0
Urban	0	0	0
Rural	0	0	0
Letter Boxes (Number)			
Total	3320	3344	3324
Urban	3114	3138	3116
Rural	206	206	208
Post Boxes rented by public (Number)	1956	1386	1442
Post Bags rented by public (Number)	75	58	293
Post Boxes cum bags rented by public (Number)	27	24	26
Panchayat Sanchar Sewa Kendra (Number)	0	0	0
Average number of persons served by post offices (Number)			
Total	28107	28058	
Urban	30933	30869	30869
Rural	11049	11049	11049
Average Area served by a post office (In square kilometer)	2.5	2.5	2.59
QUALITY			
Postal Employees (Number)			8989
Gramin Dak Sewak	381	328	304
Postal Complaints (Number)	96924	109588	134285
Computerised Post Offices (Number)	278	288	288
Modernised Post Offices (Improving Ergonomics) (Number)	128	128	128
UTILISATION			
Mail Traffic (In thousand Numbers)			
Registered			
Registered P&T service	874	509	576
Registered Other than P&T service	11496	10420	9085
Unregistered			
Unregistered P&T service	488	360	475
Unregistered Other than P&T service	151933	156625	176240
Inland Money Order (In lakh Numbers)	4.06	5.24	13.44
*Not Available			

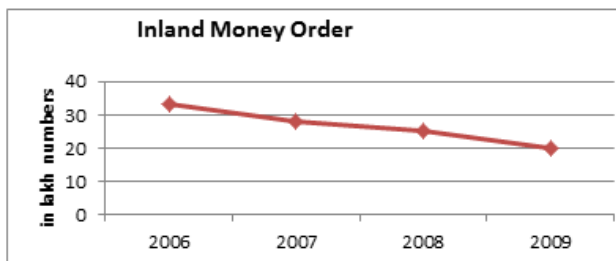
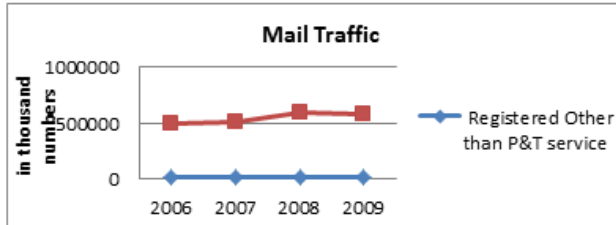
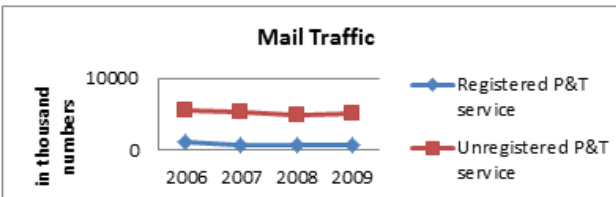
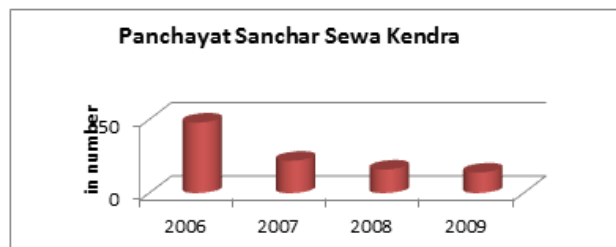
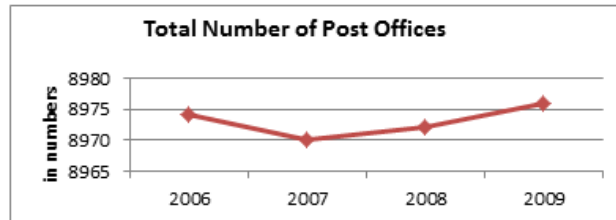
2009-10	2010-11*
573	
492	
81	
-	
-	
3102	
2894	
208	
1705	
75	
30	
0	
32427	
5975	
2.58	
8824	
248	
122366	
289	
-	
602	
8249	
176	
150041	
10.53	



GUJARAT

POSTAL COMMUNICATION			
	2006-07	2007-08	2008-09
ACCESS			
Post Offices (Number)			
Total	8974	8970	8972
Urban	732	732	763
Rural	8242	8238	8209
Mukhya Dak Ghar (Number)			
Total	44	44	44
Urban	44	44	44
Rural	0	0	0
Letter Boxes (Number)			
Total	28427	28201	
Urban	5622	5501	5502
Rural	22805	22700	22713
Post Boxes rented by public (Number)	6309	6394	5354
Post Bags rented by public (Number)	279	292	193
Post Boxes cum bags rented by public (Number)	1	1	2
Panchayat Sanchar Sewa Kendra (Number)	48	22	16
Average number of persons served by post offices (Number)			
Total	6180	6183	
Urban	29388	29388	28194
Rural	4119	4121	4136
Average Area served by a post office (In kilometer ²)	21.9	21.9	21.91
QUALITY			
Postal Employees (Number)			15018
Gramin Dak Sewak	15551	15324	15175
Postal Complaints (Number)	53133	51809	49178
Computerised Post Offices (Number)	527	890	590
Modernised Post Offices (Improving Ergonomics) (Number)	157	157	157
UTILISATION			
Mail Traffic (In thousand Numbers)			
Registered			
Registered P&T service	1063	738	779
Registered Other than P&T service	11475	10830	10943
Unregistered			
Unregistered P&T service	5579	5431	4864
Unregistered Other than P&T service	491102	513962	595385
Inland Money Order (In lakh Numbers)	33.07	27.88	25.1
* Not Available			

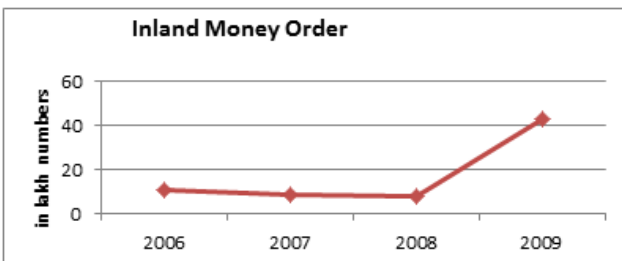
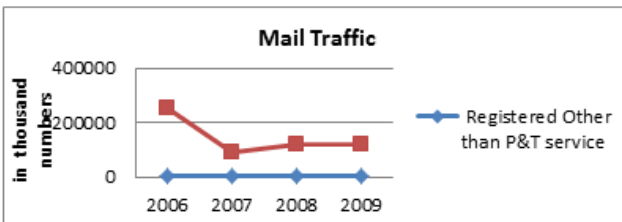
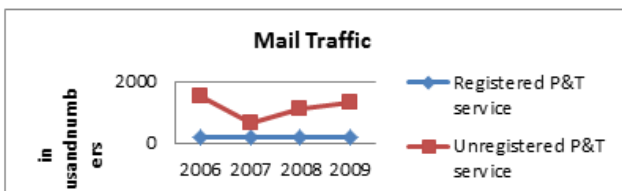
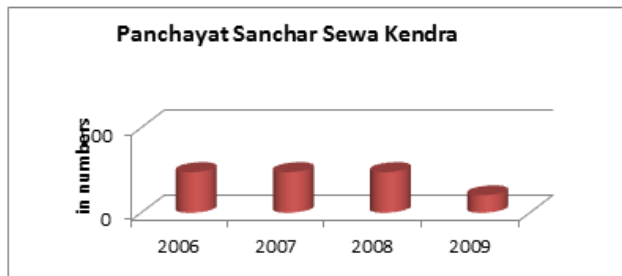
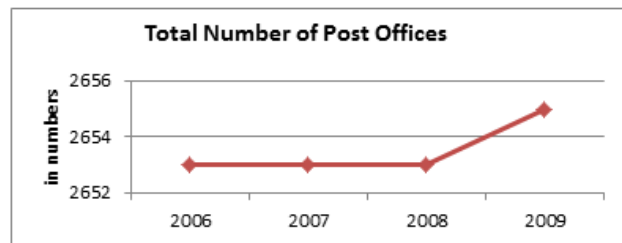
2009-10	2010-11*
8976	
764	
8212	
-	
-	
5442	
22696	
5875	
286	
30	
14	
33039	
4220	
21.91	
14366	
14582	
43699	
769	
-	
755	
11767	
5073	
576834	
19.99	



HARYANA

POSTAL COMMUNICATION			
	2006-07	2007-08	2008-09
ACCESS			
Post Offices (Number)			
Total	2653	2653	2653
Urban	325	324	324
Rural	2328	2329	2329
Mukhya Dak Ghar (Number)			
Total	10	10	10
Urban	10	10	10
Rural	0	0	0
Letter Boxes (Number)			
Total	8944	8941	8948
Urban	1942	1939	1945
Rural	7002	7002	7003
Post Boxes rented by public (Number)	1109	1409	249
Post Bags rented by public (Number)	5	4	29
Post Boxes cum bags rented by public (Number)	0	102	0
Panchayat Sanchar Sewa Kendra (Number)	239	239	239
Average number of persons served by post offices (Number)			
Total	8788	8788	
Urban	22403	22472	22472
Rural	6887	6884	6884
Average Area served by a post office (In square kilometer)	16.7	16.7	16.66
QUALITY			
Postal Employees (Number)			3820
Gramin Dak Sewak	4234	4180	4219
Postal Complaints (Number)	18266	17886	15260
Computerised Post Offices (Number)	170	191	229
Modernised post offices(Improving ergonomics)(Number)	59	59	59
UTILISATION			
Mail Traffic (In thousand Numbers)			
Registered			
Registered P&T service	210	203	206
Registered Other than P&T service	2750	2608	2027
Unregistered			
Unregistered P&T service	1528	654	1120
Unregistered Other than P&T service	253593	92388	119168
Inland Money Order (In lakh Numbers)	10.75	8.33	7.8
* Not Available			

2009-10	2010-11*
2655	
340	
2315	
-	
-	
8949	
1945	
7004	
336	
24	
0	
103	
25012	
7081	
16.65	
3703	
4111	
14258	
278	
-	
199	
1841	
1326	
118970	
42.56	

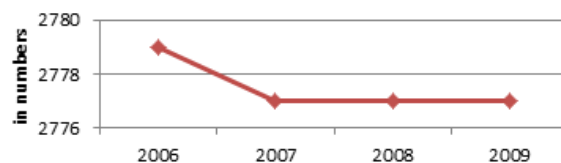


HIMACHAL PRADESH

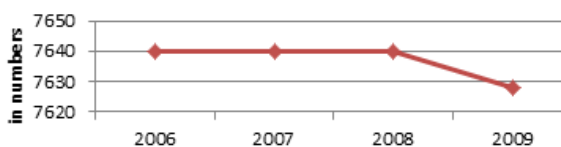
POSTAL COMMUNICATION			
	2006-07	2007-08	2008-09
ACCESS			
Post Offices (Number)			
Total	2779	2777	2777
Urban	120	119	119
Rural	2659	2658	2658
Mukhya Dak Ghar (Number)			
Total	0	0	0
Urban	0	0	0
Rural	0	0	0
Letter Boxes (Number)			
Total	7640	7640	7640
Urban	763	763	761
Rural	6877	6877	6879
Post Boxes rented by public (Number)	379	379	249
Post Bags rented by public (Number)	27	24	29
Post Boxes cum bags rented by public (Number)	0	2	0
Panchayat Sanchar Sewa Kendra (Number)	178	144	126
Average number of persons served by post offices (Number)			
Total	2323	2324	
Urban	5600	5647	5647
Rural	2175	2176	2176
Average Area served by a post office (In square kilometer)	20	20.1	20.05
QUALITY			
Postal Employees (Number)			2367
Gramin Dak Sewak	6418	6326	6304
Postal Complaints (Number)	4875	4346	6402
Computerised Post Offices (Number)	128	166	128
Modernised Post Offices (Improving Egronomics) (Number)	72	72	72
UTILISATION			
Mail Traffic (In thousand Numbers)			
Registered			
Registered P&T service	87	86	97
Registered Other than P&T service	2048	1870	2001
Unregistered			
Unregistered P&T service	371	364	421
Unregistered Other than P&T service	53137	52297	55739
Inland Money Order (In lakh Numbers)	9.14	9.53	12.81
* Not Available			

2009-10	2010-11*
2777	
119	
2658	
-	
-	
7628	
759	
6869	
336	
24	
0	
109	
5706	
2293	
20.05	
2352	
6270	
7548	
264	
-	
104	
1777	
398	
55678	
4.31	

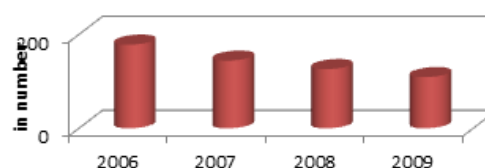
Total Number of Post Offices



Total Number of Letter Boxes



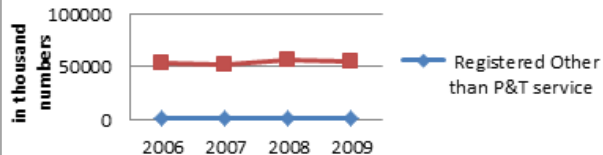
Panchayat Sanchar Sewa Kendra



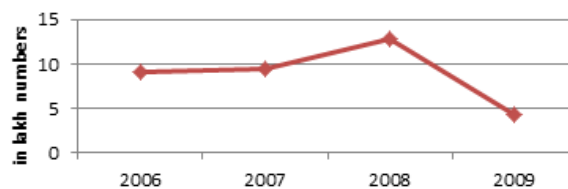
Mail Traffic



Mail Traffic



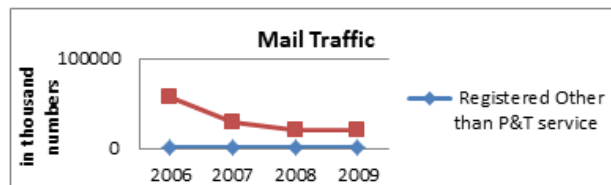
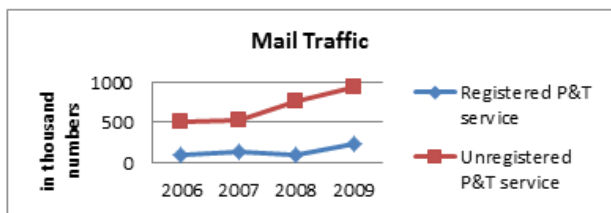
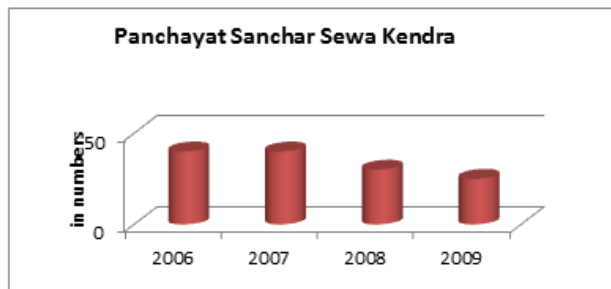
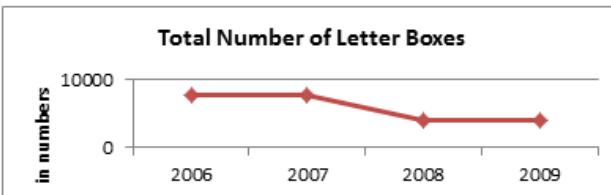
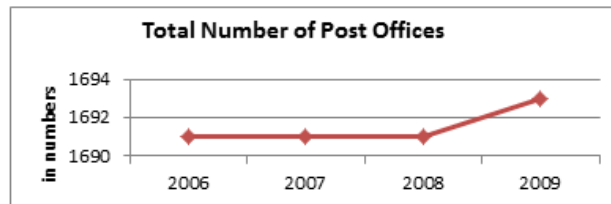
Inland Money Order



JAMMU & KASHMIR

POSTAL COMMUNICATION			
	2006-07	2007-08	2008-09
ACCESS			
Post Offices (Number)			
Total	1691	1691	1691
Urban	227	227	209
Rural	1464	1464	1482
Mukhya Dak Ghar (Number)			
Total	11	11	11
Urban	11	11	11
Rural	0	0	0
Letter Boxes (Number)			
Total	7742	7742	3886
Urban	658	658	654
Rural	7084	7084	3232
Post Boxes rented by public (Number)	1722	1722	1842
Post Bags rented by public (Number)	66	66	101
Post Boxes cum bags rented by public (Number)	0	0	0
Panchayat Sanchar Sewa Kendra (Number)	40	40	30
Average number of persons served by post offices (Number)			
Total	6470	6470	
Urban	12436	12436	13507
Rural	5545	5545	5478
Average Area served by a post office (In square kilometer)	131.4	131.4	131.43
QUALITY			
Postal Employees (Number)			1757
Gramin Dak Sewak	2698	2698	2571
Postal Complaints (Number)	4274	4409	4346
Computerised Post Offices (Number)	82	116	116
Modernised Post Offices (Improving Ergonomics) (Number)	39	39	39
UTILISATION			
Mail Traffic (In thousand Numbers)			
Registered			
Registered P&T service	103	126	95
Registered Other than P&T service	879	892	669
Unregistered			
Unregistered P&T service	510	523	755
Unregistered Other than P&T service	57741	28463	20657
Inland Money Order (In lakh Numbers)	1.94	3	2.98
*, - Not Available			

2009-10	2010-11*
1693	
231	
1462	
-	
4039	
644	
3395	
1842	
101	
0	
25	
14338	
6137	
131.27	
1757	
2363	
6763	
129	
-	
224	
684	
947	
20551	
2.71	



JHARKHAND

POSTAL COMMUNICATION			
	2006-07	2007-08	2008-09
ACCESS			
Post Offices (Number)			
Total	9837	9826	9822
Urban	1245	1257	1265
Rural	8592	8569	8557
Mukhya Dak Ghar (Number)			
Total	41	42	42
Urban	41	42	42
Rural	0	0	0
Letter Boxes (Number)			
Total	33265	32774	31525
Urban	7011	7057	6490
Rural	26254	25717	25035
Post Boxes rented by public (Number)	6983	702	6574
Post Bags rented by public (Number)	268	304	205
Post Boxes cum bags rented by public (Number)	175	0	101
Panchayat Sanchar Sewa Kendra (Number)	25	16	13
Average number of persons served by post offices (Number)			
Total	5719	5725	
Urban	16074	15920	15820
Rural	4219	4230	4236
Average Area served by a post office (In square kilometer)	23.9	23.9	25.79
QUALITY			
Postal Employees (Number)	2985	3050	2970
Gramin Dak Sewak	6043	6099	6044
Postal Complaints (Number)	5611	5165	3870
Computerised Post Offices (Number)	126	133	135
Modernised Post Offices (Improving Egronomics) (Number)	35	35	35
UTILISATION			
Mail Traffic (In thousand Numbers)			
Registered			
Registered P&T service	1032	153	124
Registered Other than P&T service	2083	3126	2688
Unregistered			
Unregistered P&T service	341	2585	304
Unregistered Other than P&T service	51324	53932	52711
Inland Money Order (In lakh Numbers)	4.5	4.42	1.65
*,_ Not Available			

2009-10	2010-11*
9814	
1233	
8581	
-	
31068	
6765	
24303	
6553	
162	
127	
11	
18609	
4347	
25.76	
2974	
6180	
4115	
188	
-	
280	
2739	
311	
44755	
4.58	

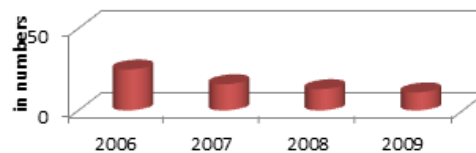
Total Number of Post Offices



Total Number of Letter Boxes



Panchayat Sanchar Sewa Kendra



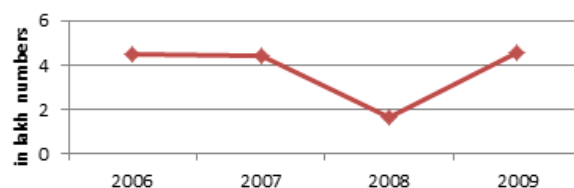
Mail Traffic



Mail Traffic



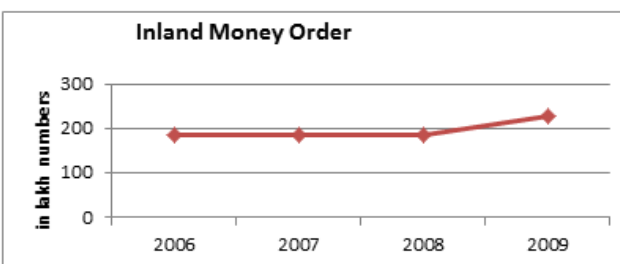
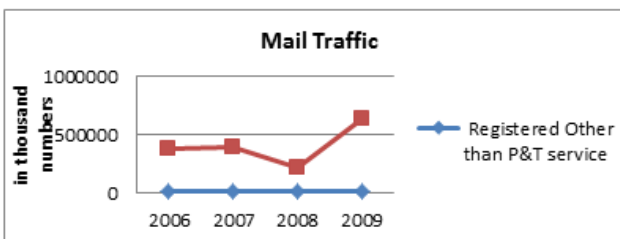
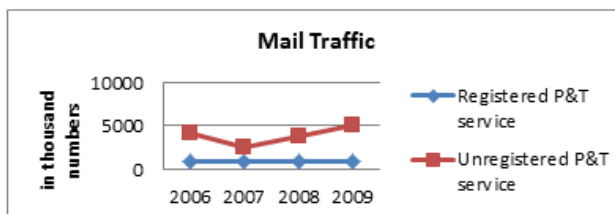
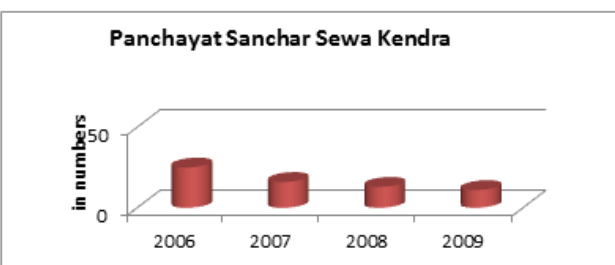
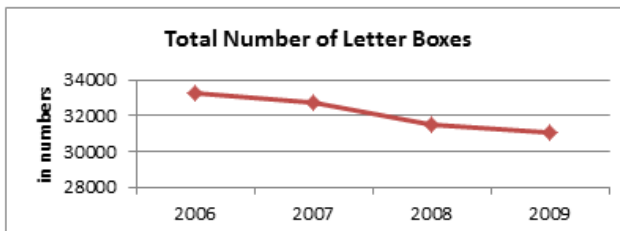
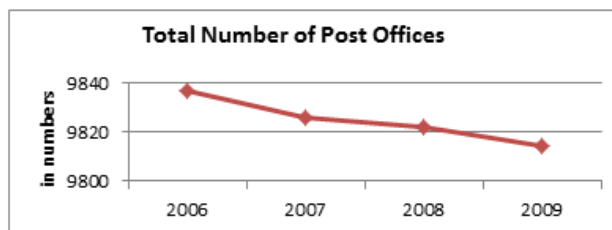
Inland Money Order



KARNATAKA

POSTAL COMMUNICATION			
	2006-07	2007-08	2008-09
ACCESS			
Post Offices (Number)			
Total	9837	9826	9822
Urban	1245	1257	1265
Rural	8592	8569	8557
Mukhya Dak Ghar (Number)			
Total	41	42	42
Urban	41	42	42
Rural	0	0	0
Letter Boxes (Number)			
Total	33265	32774	31525
Urban	7011	7057	6490
Rural	26254	25717	25035
Post Boxes rented by public (Number)	6983	702	6574
Post Bags rented by public (Number)	268	304	205
Post Boxes cum bags rented by public (Number)	175	0	101
Panchayat Sanchar Sewa Kendra (Number)	25	16	13
Average number of persons served by post offices (Number)			
Total	5719	5725	
Urban	16074	15920	15820
Rural	4219	4230	4236
Average Area served by a post office (In square kilometer)	19.5	19.5	19.53
QUALITY			
Postal Employees (Number)	13516	13166	13108
Gramin Dak Sewak	14821	14519	14194
Postal Complaints (Number)	74245	75834	79917
Computerised Post Offices (Number)	511	565	565
Modernised Post Offices (Improving Ergonomics) (Number)	127	127	127
UTILISATION			
Mail Traffic (In thousand Numbers)			
Registered			
Registered P&T service	842	873	888
Registered Other than P&T service	7811	7756	7325
Unregistered			
Unregistered P&T service	4175	2585	3772
Unregistered Other than P&T service	381647	385184	221281
Inland Money Order (In lakh Numbers)	185.16	184.13	184.07
*,_ Not Available			

2009-10	2010-11*
9814	
1233	
8581	
-	
-	
31068	
6765	
24303	
6553	
162	
127	
11	
18609	
4347	
19.54	
13077	
14727	
72961	
816	
-	
965	
8537	
5049	
638430	
229.75	

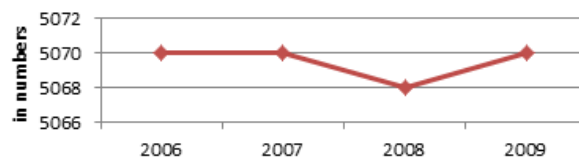


KERALA

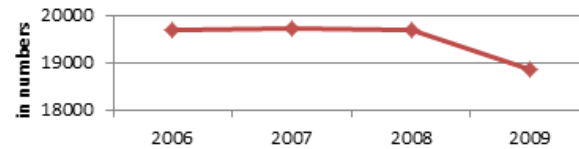
POSTAL COMMUNICATION			
	2006-07	2007-08	2008-09
ACCESS			
Post Offices (Number)			
Total	5070	5070	5068
Urban	911	911	868
Rural	4159	4159	4200
Mukhya Dak Ghar (Number)			
Total	91	91	91
Urban	40	40	40
Rural	51	51	51
Letter Boxes (Number)			
Total	19701	19712	19701
Urban	5220	5227	5220
Rural	14481	14485	14481
Post Boxes rented by public (Number)	6886	6911	6448
Post Bags rented by public (Number)	910	927	868
Post Boxes cum bags rented by public (Number)	222	197	220
Panchayat Sanchar Sewa Kendra (Number)	0	0	0
Average number of persons served by post offices (Number)			
Total	6575	6575	
Urban	9432	9432	9946
Rural	5950	5950	5891
Average Area served by a post office (In square kilometer)	7.7	7.7	7.68
QUALITY			
Postal Employees (Number)	10831	10711	10233
Gramin Dak Sewak	11916	11829	12095
Postal Complaints (Number)	23071	26039	26213
Computerised Post Offices (Number)	608	667	667
Modernised Post Offices (Improving Ergonomics) (Number)	112	112	112
UTILISATION			
Mail Traffic (In thousand Numbers)			
Registered			
Registered P&T service	513	605	647
Registered Other than P&T service	16847	12789	12274
Unregistered			
Unregistered P&T service	6444	5933	5882
Unregistered Other than P&T service	783795	760988	776037
Inland Money Order (In lakh Numbers)	87.67	87.32	52.19
*,_ Not Available			

2009-10	2010-11*
5070	
863	
4207	
-	
18851	
4365	
14486	
6151	
733	
179	
0	
17344	
4356	
7.67	
10233	
12095	
26957	
1070	
-	
673	
13043	
6070	
675621	
45.14	

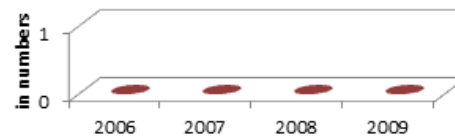
Total Number of Post Offices



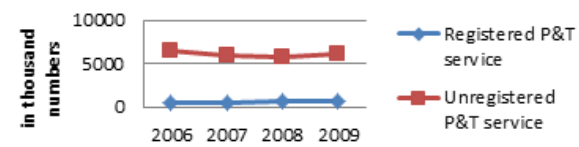
Total Number of Letter Boxes



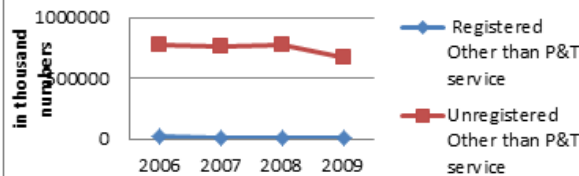
Panchayat Sanchar Sewa Kendra



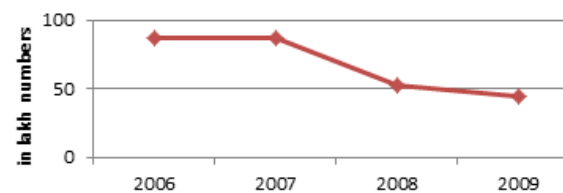
Mail Traffic



Mail Traffic



Inland Money Order



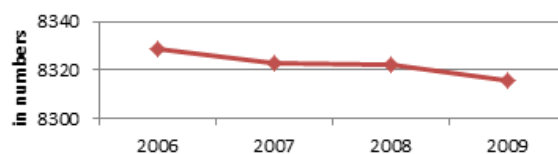
MADHYA PRADESH

POSTAL COMMUNICATION

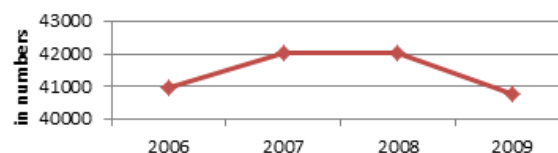
	2006-07	2007-08	2008-09
ACCESS			
Post Offices (Number)			
Total	8329	8323	8322
Urban	848	860	864
Rural	7481	7463	7458
Mukhya Dak Ghar (Number)			
Total	22	22	22
Urban	22	22	22
Rural	0	0	0
Letter Boxes (Number)			
Total	40942	42008	42008
Urban	5139	5148	5148
Rural	35803	36860	36860
Post Boxes rented by public (Number)	1256	1213	1213
Post Bags rented by public (Number)	223	150	150
Post Boxes cum bags rented by public (Number)	11	7	7
Panchayat Sanchar Sewa Kendra (Number)	324	265	252
Average number of persons served by post offices (Number)			
Total	7971	7977	
Urban	21190	20894	20797
Rural	6473	6488	6492
Average Area served by a post office (In square kilometer)	37	37	37.04
QUALITY			
Postal Employees (Number)	8185	7755	7439
Gramin Dak Sewak	13582	14262	13926
Postal Complaints (Number)	31602	33326	34221
Computerised Post Offices (Number)	278	331	353
Modernised Post Offices (Improving Ergonomics) (Number)	126	126	126
UTILISATION			
Mail Traffic (In thousand Numbers)			
Registered			
Registered P&T service	410	377	364
Registered Other than P&T service	3915	4207	3928
Unregistered			
Unregistered P&T service	2194	2253	2104
Unregistered Other than P&T service	173524	169671	174815
Inland Money Order (In lakh Numbers)	12.45	23.26	11.71
*,_ Not Available			

2009-10	2010-11*
8316	
860	
7456	
-	
-	
40750	
4952	
35798	
1213	
150	
7	
220	
22799	
6929	
37.07	
7100	
13663	
33806	
476	
-	
428	
3707	
2506	
192917	
7.11	

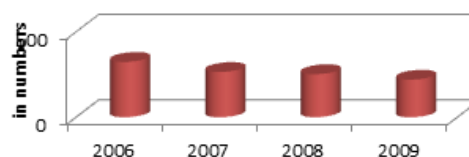
Total Number of Post Offices



Total Number of Letter Boxes



Panchayat Sanchar Sewa Kendra



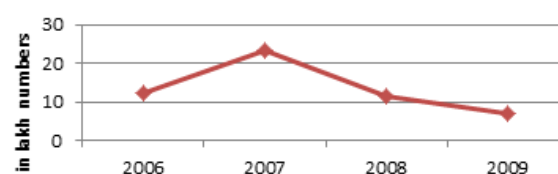
Mail Traffic



Mail Traffic



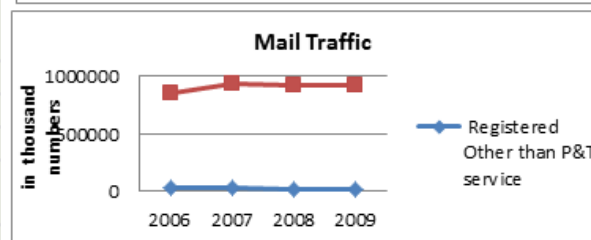
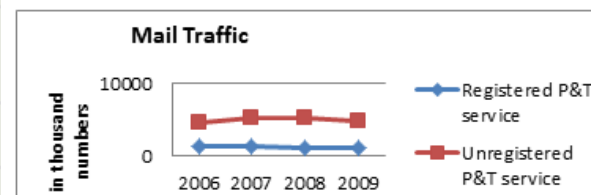
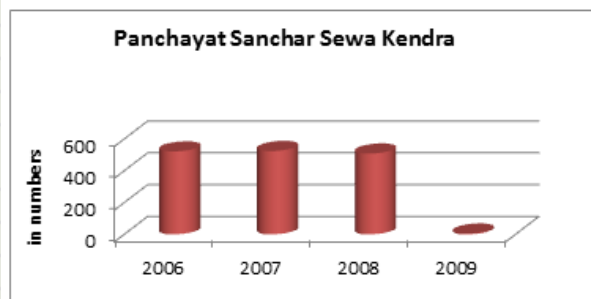
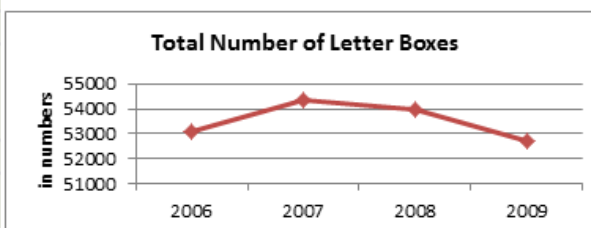
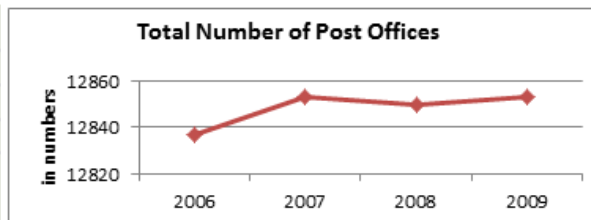
Inland Money Order



MAHARASHTRA

POSTAL COMMUNICATION			
	2006-07	2007-08	2008-09
ACCESS			
Post Offices (Number)			
Total	12837	12853	12850
Urban	1313	1338	1324
Rural	11524	11515	11526
Mukhya Dak Ghar (Number)			
Total	53	55	55
Urban	49	51	51
Rural	4	4	4
Letter Boxes (Number)			
Total	53124	54348	54002
Urban	10632	10766	10719
Rural	42492	43582	43282
Post Boxes rented by public (Number)	11392	11599	10899
Post Bags rented by public (Number)	579	502	538
Post Boxes cum bags rented by public (Number)	70	54	58
Panchayat Sanchar Sewa Kendra (Number)	521	524	508
Average number of persons served by post offices (Number)			
Total	8280	8270.13	
Urban	35996.95	35324.36	35698
Rural	5123.00	5126.53	5122
Average Area served by a post office (In square kilometer)	24.3	24.2	24.23
QUALITY			
Postal Employees (Number)	29950	29635	27163
Gramin Dak Sewak	21383	20751	19887
Postal Complaints (Number)	141191	122211	107086
Computerised Post Offices (Number)	929	1040	1040
Modernised Post Offices (Improving Ergonomics) (Number)	241	241	241
UTILISATION			
Mail Traffic (In thousand Numbers)			
Registered			
Registered P&T service	1348	1226	1099
Registered Other than P&T service	26632	22285	18843
Unregistered			
Unregistered P&T service	4619	5194	5182
Unregistered Other than P&T service	852353	934553	921111
Inland Money Order (In lakh Numbers)	77.56	90.55	88.58
*,_ Not Available			

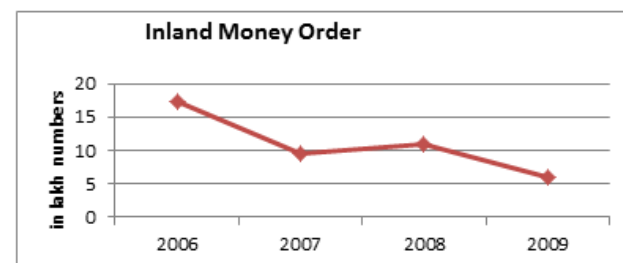
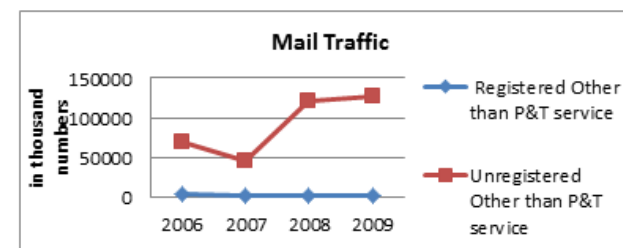
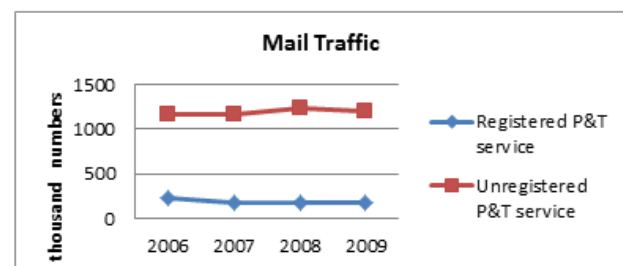
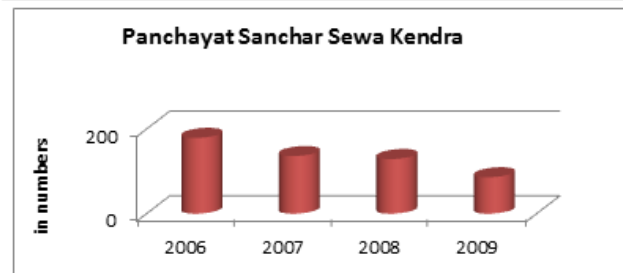
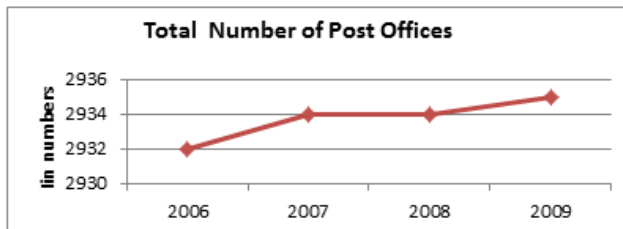
2009-10	2010-11*
12853	
1329	
11524	
-	
52745	
10073	
42672	
10930	
360	
59	
5	
38103	
5339	
24.23	
27820	
19871	
111986	
1222	
-	
1125	
18921	
4799	
912609	
51.42	



NORTH EAST

POSTAL COMMUNICATION			
	2006-07	2007-08	2008-09
ACCESS			
Post Offices (Number)			
Total	2932	2934	2934
Urban	200	202	236
Rural	2732	2732	2698
Mukhya Dak Ghar (Number)			
Total	16	16	16
Urban	16	16	16
Rural	0	0	0
Letter Boxes (Number)			
Total	6452	6452	6483
Urban	774	774	830
Rural	5678	5678	5653
Post Boxes rented by public (Number)	2405	2405	2204
Post Bags rented by public (Number)	86	86	87
Post Boxes cum bags rented by public (Number)	16	16	251
Panchayat Sanchar Sewa Kendra (Number)	179	136	129
Average number of persons served by post offices (Number)			
Total	4236.00	4232.79	
Urban	14345.00	14202.97	12144
Rural	3496.00	3495.61	3541
Average Area served by a post office (In square kilometer)	60.2	60.1	60.21
QUALITY			
Postal Employees (Number)	2107	2021	1976
Gramin Dak Sewak	7121	7078	7009
Postal Complaints (Number)	9490	10065	6481
Computerised Post Offices (Number)	164	295	295
Modernised Post Offices (Improving Ergonomics) (Number)	85	85	85
UTILISATION			
Mail Traffic (In thousand Numbers)			
Registered			
Registered P&T service	226	178	172
Registered Other than P&T service	2895	1807	1644
Unregistered			
Unregistered P&T service	1158	1163	1234
Unregistered Other than P&T service	68385	45110	121803
Inland Money Order (In lakh Numbers)	17.34	9.54	11.01
*, _Not Available			

2009-10	2010-11*
2935	
237	
2698	
-	
6370	
802	
5568	
2099	
87	
16	
86	
15519	
3674	
60.19	
1838	
6987	
5382	
295	
-	
172	
1644	
1192	
125968	
5.87	

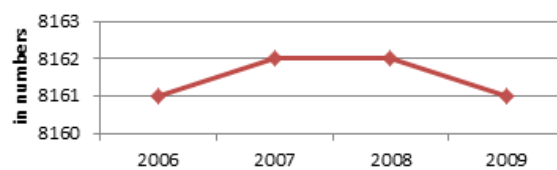


ODISHA

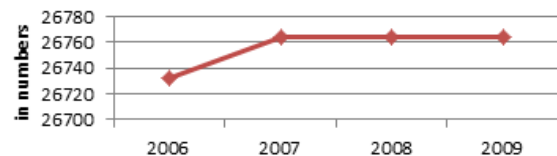
POSTAL COMMUNICATION			
	2006-07	2007-08	2008-09
ACCESS			
Post Offices (Number)			
Total	8161	8162	8162
Urban	579	579	577
Rural	7582	7583	7585
Mukhya Dak Ghar (Number)			
Total	35	35	35
Urban	34	34	34
Rural	1	1	1
Letter Boxes (Number)			
Total	26732	26764	26764
Urban	2506	2508	2508
Rural	24226	24256	24256
Post Boxes rented by public (Number)	1012	1006	501
Post Bags rented by public (Number)	96	98	138
Post Boxes cum bags rented by public (Number)	0	0	2
Panchayat Sanchar Sewa Kendra (Number)	208	207	205
Average number of persons served by post offices (Number)			
Total	4765	4764	
Urban	10649	10649	10686
Rural	4316	4315	4314
Average Area served by a post office (In square kilometer)	19.1	19.1	19.08
QUALITY			
Postal Employees (Number)	6339	6339	5908
Gramin Dak Sewak	16849	16425	15922
Postal Complaints (Number)	15376	13049	11646
Computerised Post Offices (Number)	255	301	301
Modernised Post Offices (Improving Ergonomics) (Number)	101	101	101
UTILISATION			
Mail Traffic (In thousand Numbers)			
Registered			
Registered P&T service	834	668	741
Registered Other than P&T service	4900	3433	4925
Unregistered			
Unregistered P&T service	9189	6926	7563
Unregistered Other than P&T service	134239	114338	119286
Inland Money Order (In lakh Numbers)	17.25	14.02	14.63
*, _ Not Available			

2009-10	2010-11*
8161	
563	
7598	
-	
-	
26764	
2508	
24256	
407	
130	
2	
204	
12135	
4550	
19.08	
5375	
15693	
12886	
479	
-	
732	
5325	
7021	
89126	
10.21	

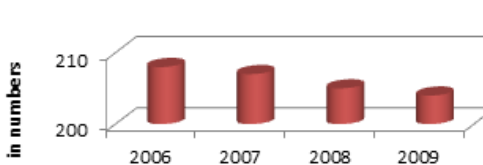
Total Number of Post Offices



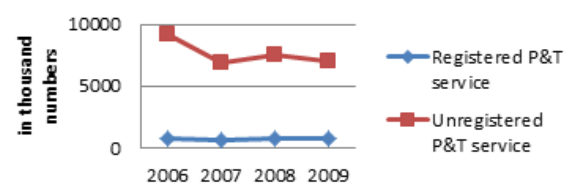
Total Number of Letter Boxes



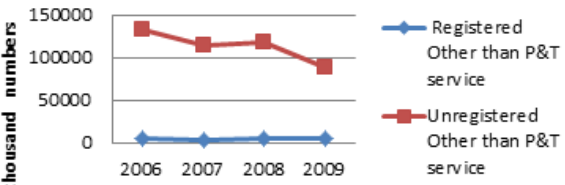
Panchayat Sanchar Sewa Kendra



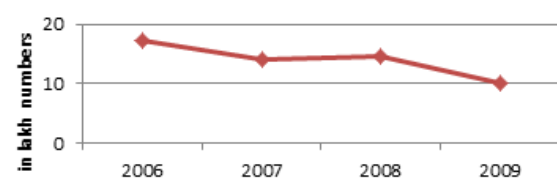
Mail Traffic



Mail Traffic



Inland Money Order

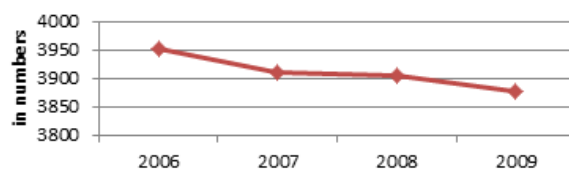


PUNJAB

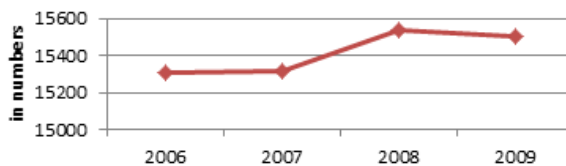
POSTAL COMMUNICATION			
	2006-07	2007-08	2008-09
ACCESS			
Post Offices (Number)			
Total	3952	3911	3904
Urban	527	493	491
Rural	3425	3418	3413
Mukhya Dak Ghar (Number)			
Total	6	6	6
Urban	6	6	6
Rural	0	0	0
Letter Boxes (Number)			
Total	15311	15313	15537
Urban	3024	3026	2987
Rural	12287	12287	12550
Post Boxes rented by public (Number)	1548	1486	1255
Post Bags rented by public (Number)	37	12	33
Post Boxes cum bags rented by public (Number)	1	0	0
Panchayat Sanchar Sewa Kendra (Number)	15	11	11
Average number of persons served by post offices (Number)			
Total	6873	6945	
Urban	19789	21154	21240
Rural	13884	4896	4903
Average Area served by a post office (In square kilometer)	12.80	12.90	12.93
QUALITY			
Postal Employees (Number)	6705	6592	6428
Gramin Dak Sewak	5924	6037	6091
Postal Complaints (Number)	34648	29262	31099
Computerised Post Offices (Number)	255	269	269
Modernised Post Offices (Improving Ergonomics) (Number)	99	99	99
UTILISATION			
Mail Traffic (In thousand Numbers)			
Registered			
Registered P&T service	449	474	518
Registered Other than P&T service	6391	5542	4846
Unregistered			
Unregistered P&T service	9420	9705	9772
Unregistered Other than P&T service	254364	253385	245654
Inland Money Order (In lakh Numbers)	21.73	17.86	14.42
*, _ Not Available			

2009-10	2010-11*
3877	
471	
3406	
-	
-	
15508	
2998	
12510	
1186	
6	
0	
7	
23682	
5060	
13.02	
6138	
5978	
34590	
443	
-	
647	
4215	
10319	
208591	
9.13	

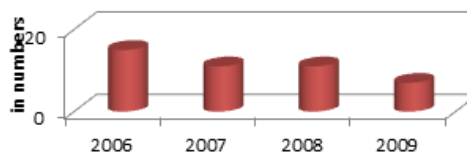
Total Number of Post Offices



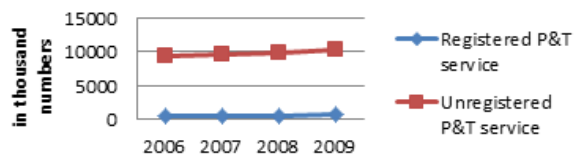
Total Number of Letter Boxes



Panchayat Sanchar Sewa Kendra



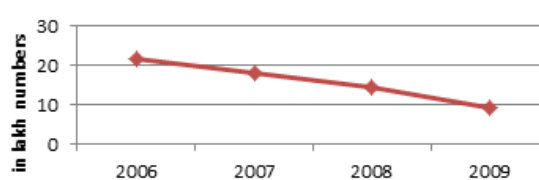
Mail Traffic



Mail Traffic



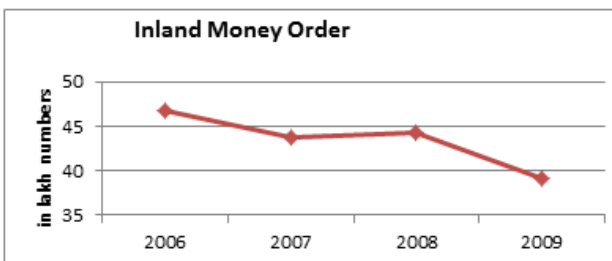
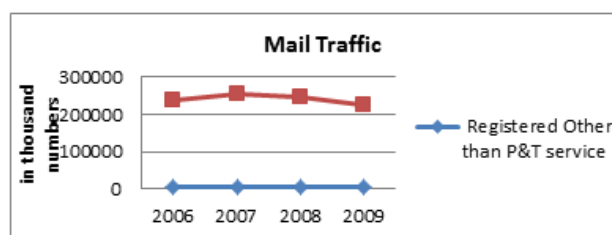
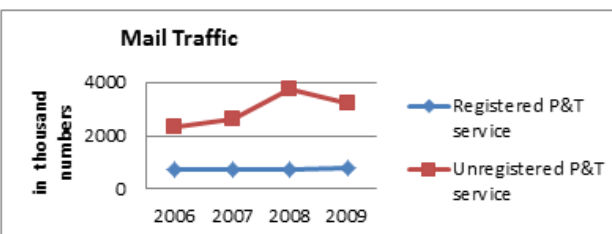
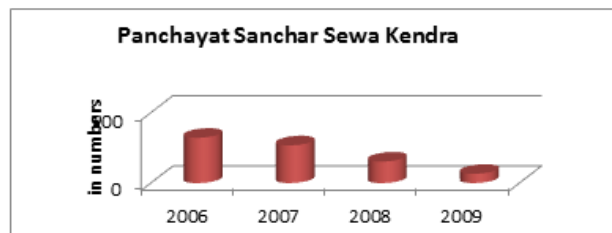
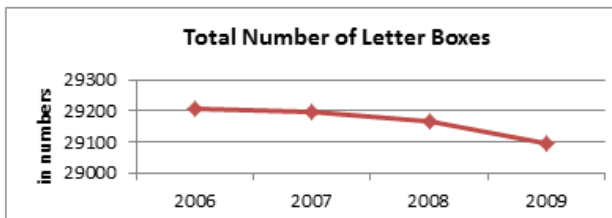
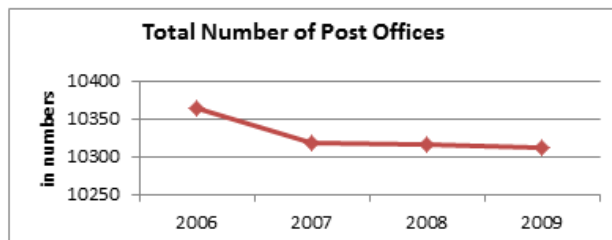
Inland Money Order



RAJASTHAN

POSTAL COMMUNICATION			
	2006-07	2007-08	2008-09
ACCESS			
Post Offices (Number)			
Total	10364	10318	10316
Urban	718	674	674
Rural	9646	9644	9642
Mukhya Dak Ghar (Number)			
Total	11	12	12
Urban	11	12	12
Rural	0	0	0
Letter Boxes (Number)			
Total	29209	29199	29164
Urban	4612	4630	4566
Rural	24597	24569	24598
Post Boxes rented by public (Number)	1940	2135	2210
Post Bags rented by public (Number)	44	47	42
Post Boxes cum bags rented by public (Number)	7	2	1
Panchayat Sanchar Sewa Kendra (Number)	322	268	153
Average number of persons served by post offices (Number)			
Total	6009	6036	
Urban	20508	21847	21847
Rural	3465	4931	4932
Average Area served by a post office (In square kilometer)	33.00	33.20	33.18
QUALITY			
Postal Employees (Number)	8596	8596	7843
Gramin Dak Sewak	14826	14643	14335
Postal Complaints (Number)	23496	24732	22563
Computerised Post Offices (Number)	283	305	306
Modernised Post Offices (Improving Ergonomics) (Number)	103	103	103
UTILISATION			
Mail Traffic (In thousand Numbers)			
Registered			
Registered P&T service	742	737	733
Registered Other than P&T service	7699	7066	7050
Unregistered			
Unregistered P&T service	2359	2648	3726
Unregistered Other than P&T service	236808	253249	244359
Inland Money Order (In lakh Numbers)	46.71	43.83	44.25
*, _ Not Available			

2009-10	2010-11*
10313	
674	
9639	
-	
29097	
4507	
24590	
1895	
43	
0	
66	
24700	
5255	
33.19	
7730	
13345	
21759	
422	
-	
796	
7640	
3205	
223396	
39.19	



TAMIL NADU

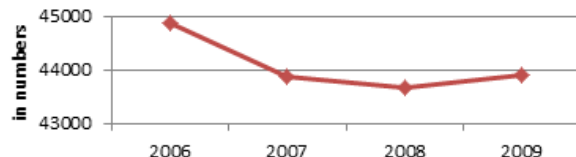
POSTAL COMMUNICATION			
	2006-07	2007-08	2008-09
ACCESS			
Post Offices (Number)			
Total	12179	12115	12116
Urban	2058	1846	1865
Rural	10121	10269	10251
Mukhya Dak Ghar (Number)			
Total	30	25	25
Urban	20	24	24
Rural	10	1	1
Letter Boxes (Number)			
Total	44881	43885	43662
Urban	10371	10764	10424
Rural	34510	33121	33238
Post Boxes rented by public (Number)	8157	7614	7336
Post Bags rented by public (Number)	1131	937	849
Post Boxes cum bags rented by public (Number)	833	856	854
Panchayat Sanchar Sewa Kendra (Number)	152	120	90
Average number of persons served by post offices (Number)			
Total	5438	5467	
Urban	15942	17772	17570
Rural	14241	3255	3257
Average Area served by a post office (In square kilometer)	10.70	10.80	10.77
QUALITY			
Postal Employees (Number)	19740	22126	20638
Gramin Dak Sewak	23449	23251	23272
Postal Complaints (Number)	104087	114716	111525
Computerised Post Offices (Number)	900	1002	1009
Modernised Post Offices (Improving Ergonomics) (Number)	182	182	182
UTILISATION			
Mail Traffic (In thousand Numbers)			
Registered			
Registered P&T service	1365	1173	1322
Registered Other than P&T service	15486	15201	15133
Unregistered			
Unregistered P&T service	10616	9487	8159
Unregistered Other than P&T service	700513	707116	678192
Inland Money Order (In lakh Numbers)	222.63	212.53	228.16
*, _ Not Available			

2009-10	2010-11*
12111	
1865	
10246	
-	
43907	
10398	
33509	
7103	
922	
100	
87	
18738	
3647	
10.78	
19373	
22273	
121018	
1450	
-	
1419	
17115	
11443	
771528	
230.98	

Total Number of Post Offices



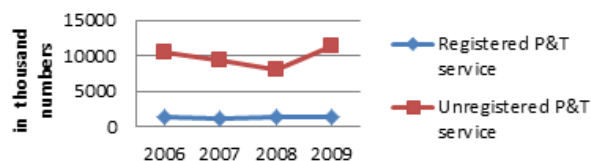
Total Number of Letter Boxes



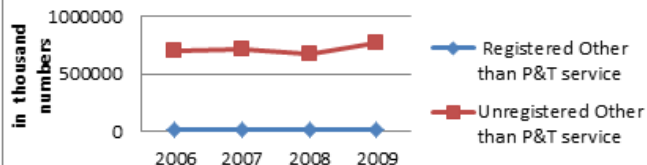
Panchayat Sanchar Sewa Kendra



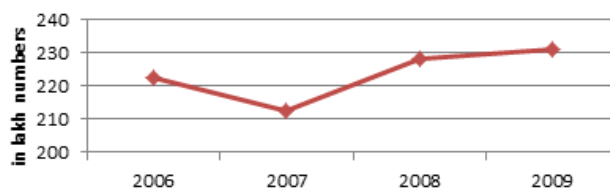
Mail Traffic



Mail Traffic



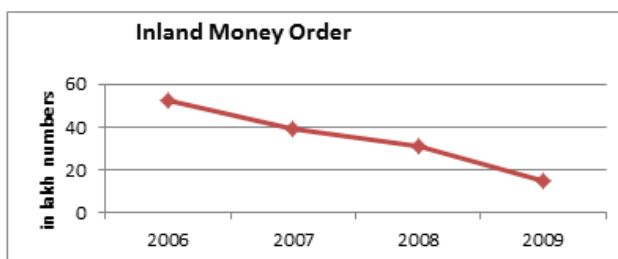
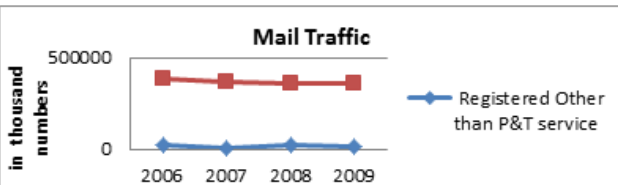
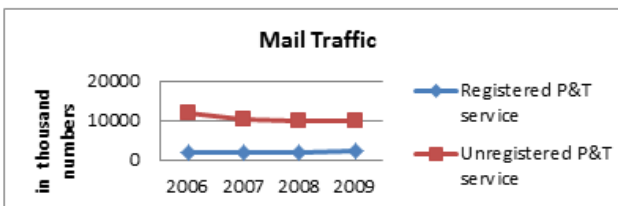
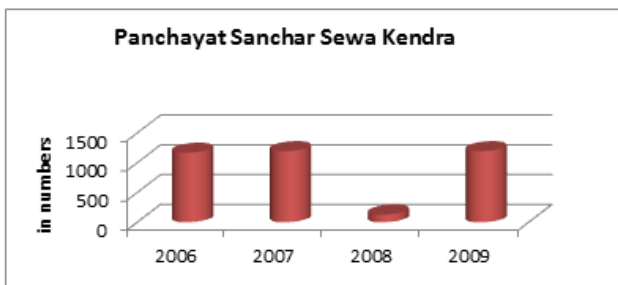
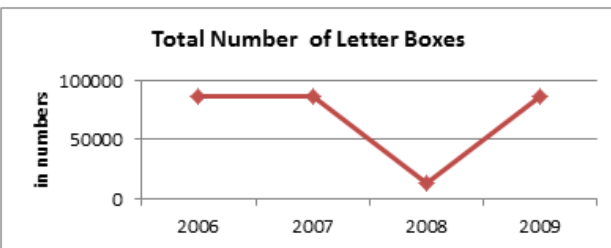
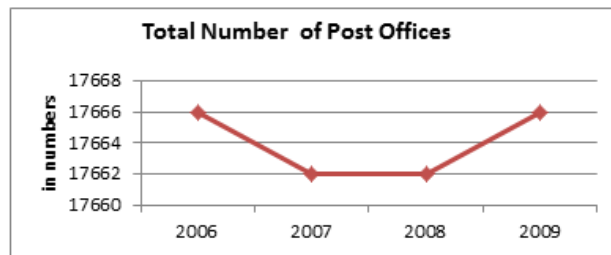
Inland Money Order



UTTAR PRADESH

POSTAL COMMUNICATION			
ACCESS			
	2006-07	2007-08	2008-09
Post Offices (Number)			
Total	17666	17662	17662
Urban	1987	1946	1943
Rural	15679	15716	15719
Mukhya Dak Ghar (Number)			
Total	27	8	8
Urban	25	8	8
Rural	2	0	0
Letter Boxes (Number)			
Total	86633	86633	13007
Urban	12053	12053	1644
Rural	74580	74580	11363
Post Boxes rented by public (Number)	2270	2270	2270
Post Bags rented by public (Number)	239	239	239
Post Boxes cum bags rented by public (Number)	168	27	27
Panchayat Sanchar Sewa Kendra (Number)	1168	1194	128
Average number of persons served by post offices (Number)			
Total	10375	10377	
Urban	19701	20116	20147
Rural	429	9173	2691
Average Area served by a post office (In square kilometer)	13.10	13.10	13.64
QUALITY			
Postal Employees (Number)	20715	20065	20158
Gramin Dak Sewak	32485	32389	31763
Postal Complaints (Number)	66367	60587	62027
Computerised Post Offices (Number)	768	916	921
Modernised Post Offices (Improving Ergonomics) (Number)	222	222	222
UTILISATION			
Mail Traffic (In thousand Numbers)			
Registered			
Registered P&T service	1987	1836	1839
Registered Other than P&T service	20777	1877	20342
Unregistered			
Unregistered P&T service	11998	10266	9728
Unregistered Other than P&T service	387667	363637	358069
Inland Money Order (In lakh Numbers)	52.19	39.2	31.14
*_ Not Available			

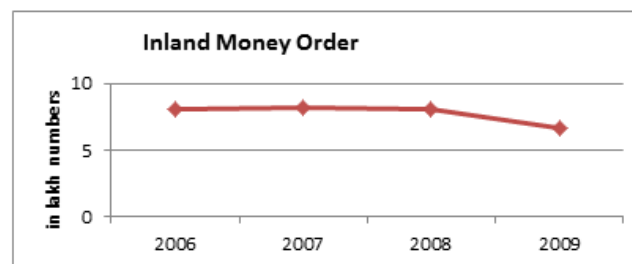
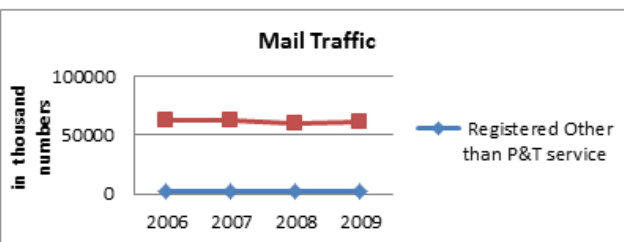
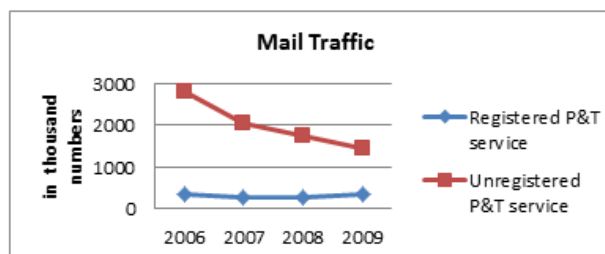
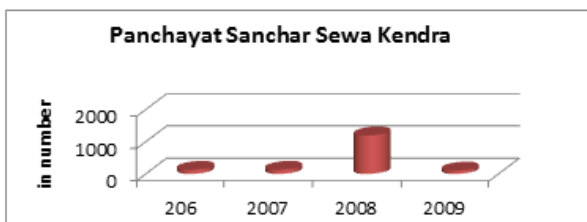
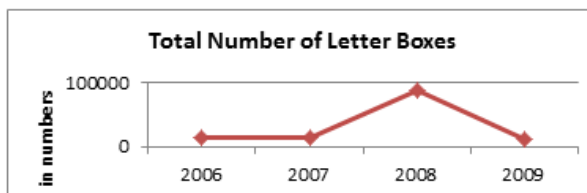
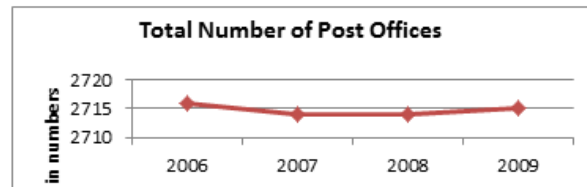
2009-10	2010-11*
17666	
1947	
15719	
-	
-	
86249	
12046	
74203	
2270	
239	
27	
1194	
22271	
9708	
13.64	
20158	
31763	
61141	
1034	
-	
2021	
16490	
9755	
358067	
14.64	



UTTARAKHAND

POSTAL COMMUNICATION			
	2006-07	2007-08	2008-09
ACCESS			
Post Offices (Number)			
Total	2716	2714	2714
Urban	220	218	213
Rural	2496	2496	2501
Mukhya Dak Ghar (Number)			
Total	8	29	29
Urban	8	27	27
Rural	0	2	2
Letter Boxes (Number)			
Total	13007	13007	86241
Urban	1642	1642	12045
Rural	11365	11365	74196
Post Boxes rented by public (Number)	700	697	749
Post Bags rented by public (Number)	49	49	23
Post Boxes cum bags rented by public (Number)	0	0	0
Panchayat Sanchar Sewa Kendra (Number)	128	128	1194
Average number of persons served by post offices (Number)			
Total	3394	3397	
Urban	11309	11413	11681
Rural	24815	2697	9170
Average Area served by a post office (In square kilometer)	23.40	23.40	19.71
QUALITY			
Postal Employees (Number)	2443	2433	2291
Gramin Dak Sewak	6248	6153	6150
Postal Complaints (Number)	11573	9202	10863
Computerised Post Offices (Number)	138	145	145
Modernised Post Offices (Improving Ergonomics) (Number)	44	44	44
UTILISATION			
Mail Traffic (In thousand Numbers)			
Registered			
Registered P&T service	367	276	270
Registered Other than P&T service	2480	2581	2221
Unregistered			
Unregistered P&T service	2791	2037	1741
Unregistered Other than P&T service	62045	62721	60305
Inland Money Order (In lakh Numbers)	8.13	8.18	8.13
*,_ Not Available			

2009-10	2010-11*
2715	
208	
2507	
-	
-	
11548	
1642	
9906	
647	
11	
0	
103	
14351	
2775	
19.7	
2170	
6176	
9429	
193	
357	
2200	
1437	
60986	
6.66	

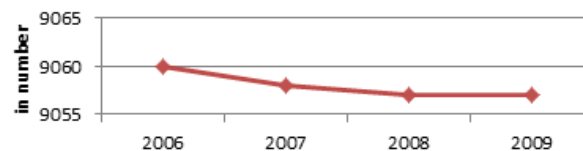


WEST BENGAL

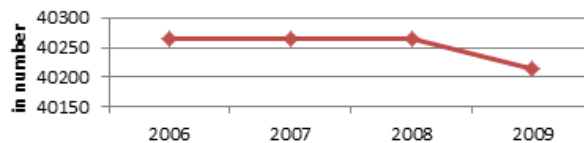
POSTAL COMMUNICATION			
	2006-07	2007-08	2008-09
ACCESS			
Post Offices (Number)			
Total	9060	9058	9057
Urban	1135	1134	1133
Rural	7925	7924	7924
Mukhya Dak Ghar (Number)			
Total	38	38	38
Urban	36	36	36
Rural	2	2	2
Letter Boxes (Number)			
Total	40265	40265	40265
Urban	5927	5928	5928
Rural	34338	34337	34337
Post Boxes rented by public (Number)	4465	4465	4465
Post Bags rented by public (Number)	182	182	182
Post Boxes cum bags rented by public (Number)	31	31	31
Panchayat Sanchar Sewa Kendra (Number)	21	13	9
Average number of persons served by post offices (Number)			
Total	9516	9518	
Urban	21385	21404	21423
Rural	99784	7817	7817
Average Area served by a post office (In square kilometer)	11.5	11.5	11.49
QUALITY			
Postal Employees (Number)	20594	20034	18894
Gramin Dak Sewak	20633	18660	18838
Postal Complaints (Number)	49329	60737	52376
Computerised Post Offices (Number)	676	778	778
Modernised Post Offices (Improving Ergonomics) (Number)	144	144	144
UTILISATION			
Mail Traffic (In thousand Numbers)			
Registered			
Registered P&T service	7793	7891	7868
Registered Other than P&T service	28371	28409	28409
Unregistered			
Unregistered P&T service	8528	11942	10653
Unregistered Other than P&T service	361387	303794	233435
Inland Money Order (In lakh Numbers)	65.72	45.35	67.75
*, _ Not Available			

2009-10	2010-11*
9057	
1133	
7924	
-	
40214	
5916	
34298	
4465	
182	
31	
7	
25289	
7886	
11.49	
18394	
16176	
61119	
942	
-	
7868	
28409	
6164	
94364	
41.19	

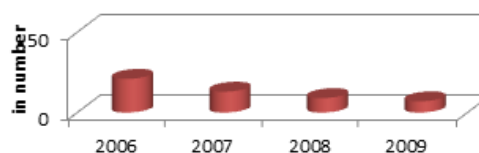
Total Number of Post Offices



Total Number of Letter Boxes



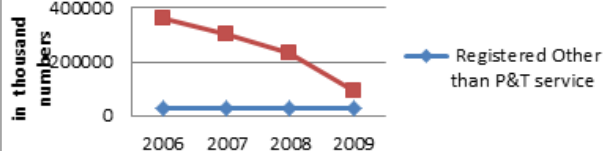
Panchayat Sanchar Sewa Kendra



Mail Traffic



Mail Traffic



Inland Money Order

