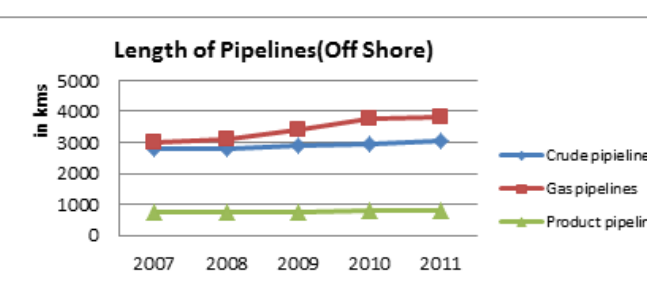
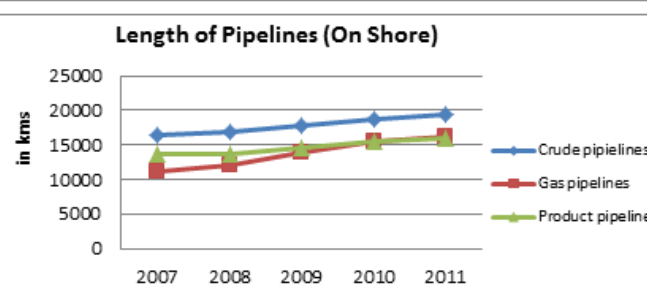
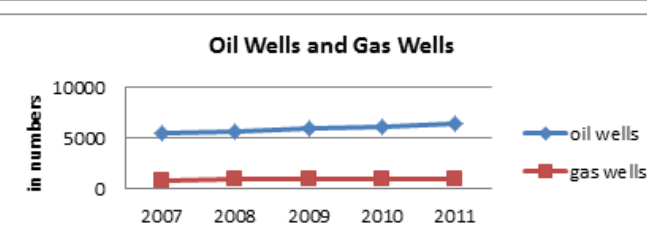
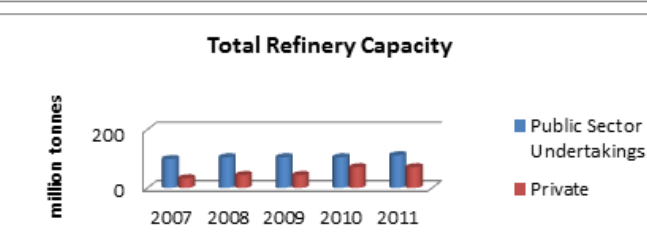
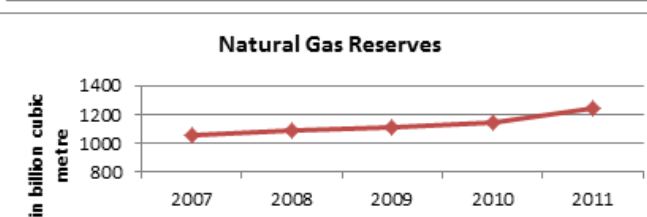
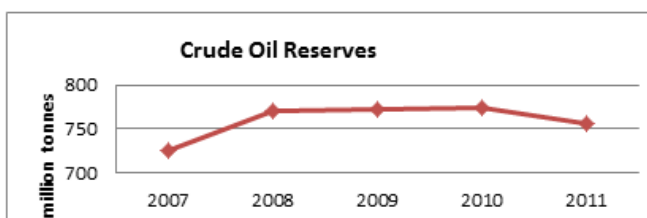


INDIA

PETROLEUM & NATURAL GAS			
	2006-07	2007-08	2008-09
ACCESS			
Crude oil reserves (Million tonnes)	725	770	773
Natural Gas Reserves (Billion Cubic Metre)	1055	1090	1115
Total Refinery Capacity (Million tonnes)	132	149	149
Public Sector Undertakings	99	105	105
Private	33	44	44
Oil Wells (Number)	5523	5672	5863
Gas Wells (Number)	840	860	881
Retail outlets (Number)	32140	34101	35066
Length of pipelines (Kilometers)			
Total	47612	49281	53432
Crude pipelines			
On shore	16441	16816	17766
Off shore	2794	2813	2898
Gas pipelines			
On shore	11086	12081	13916
Off shore	3000	3122	3433
Product pipelines			
On shore	13559	13694	14654
Off shore	733	755	765
QUALITY			
Persons employed in petroleum industry (Number)			
Exploration and production	38948	33935	33612
Refining	28151	30128	32745
Marketing	42970	44995	42183
Pipelines	7510	8933	4598
Research and Development	2029	1964	2076
Others	15707	20001	23759
Gas Flared			
In Million Cubic Metres	956	924	1099
By Percentage	3.01	2.89	3.29
FISCAL COST & REVENUE			
Plan Outlay (PSUs) (Rupees in crore)	36863.7	35724.55	46540
Expenditure (Rupees in crore)	31105.14	32759.44	56463.23

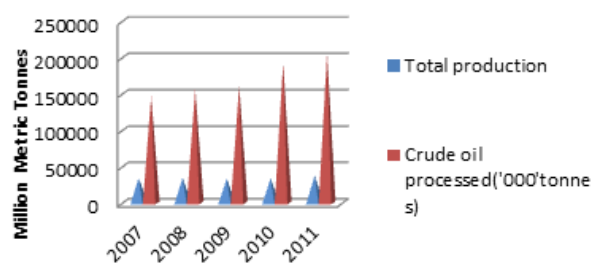
2009-10	2010-11*
775	757
1149	1241
176	183
105	112
71	71
6111	6346
901	954
36462	38964
57209	59208
18821	19300
2941	3069
15423	16293
3745	3841
15492	15903
786	801
33351	3984
34036	31836
41387	44464
4563	5536
2122	2007
24395	24102
990	968
2.08	1.85
NA	NA
NA	NA



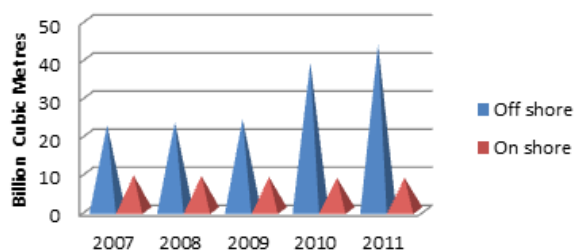
	2006-07	2007-08	2008-09
Utilisation (Percentage)	84.38	91.70	121.32
Investment in Petroleum & Natural Gas (Rupees in crore)			
Total investment	50150.41	63025.46	NA
Public investment	28467.59	33819.25	NA
Private investment	21682.82	29206.21	NA
UTILISATION			
Crude oil production ('000' tonnes)			
Total production	33988	34118	33508
Off shore	22662	22905	22232
In PSU	17993	18020	17801
In Private	4669	4885	4431
On shore	11326	11213	11276
In PSU	11165	11021	11033
In Private	161	192	243
Crude oil processed('000'tonnes)	146551	156103	160772
In PSU	108173	112541	112222
In Private	38378	43562	48550
Percentage Capacity Utilisation			
In PSU	108.8	106.7	106.4
In Private	116.3	100.1	111.61
Natural Gas production (Billion cubic metres)			
Total production	31.747	32.417	32.845
Off shore	22.475	23.318	24.082
On shore	9.272	9.099	8.763
AFFORDIBILITY			
Consumers Prices of Natural Gas(Rs per thousand cubic metre)			
Off shore(Landfall point)and On-shore	3200	3200	3200
For North-Eastern States	1920	1920	1920
Weighted Average Crude Oil Prices(Rs/MT)			
On -Shore and Off-shore Crude	16725	25913	29796
*: Provisional			
NA: Not Available			

2009-10	2010-11*
NA	NA
NA	NA
NA	NA
NA	NA
33690	37712
21869	21284
17340	17002
4529	4282
11821	16428
11087	11028
734	5400
192768	206154
112116	115461
80652	90693
106.32	103.2
114.4	128.64
47.496	52.222
38.811	43.645
8.685	8.577
3200	3200
1920	1920
25530	30614

Crude Oil Production



Natural Gas Production



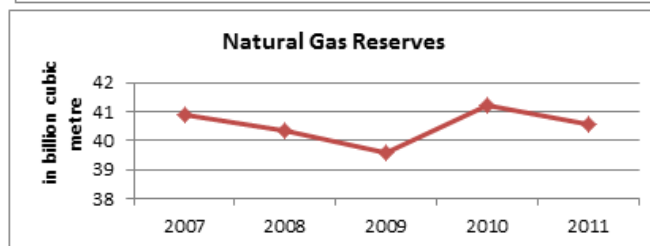
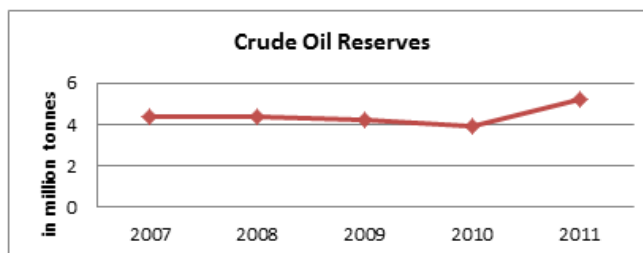
ANDHRA PRADESH

PETROLEUM & NATURAL GAS			
	2006-07	2007-08	2008-09
ACCESS			
Crude oil reserves (Million tonnes)	4.4	4.37	4.21
Natural Gas Reserves (Billion Cubic Metre)	40.92	40.33	39.59
Retail outlets (Number)	2683	2850	2921
LPG distributors (Number)	877	877	880
Installed capacity of refineries of crude oil (1000 tonnes / annum)			
Total	7578	7578	7566
Public sector refineries	7578	7578	7566
Private refineries	0	0	0
UTILISATION			
Crude oil production (Million metric tonnes)			
Crude oil processed	9471	9472	9239
Percentage Capacity Utilisation	124.95	125.03	121.91
LPG consumers (in '000' Number)	10342	11011	11456
* Provisional			

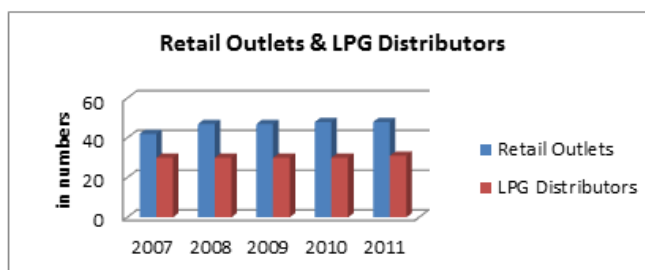
ARUNACHAL PRADESH

PETROLEUM & NATURAL GAS			
	2006-07	2007-08	2008-09
ACCESS			
Crude oil reserves (Million tonnes)	0	0	3.65
Natural Gas Reserves (Billion Cubic Metre)	0	0	1.12
Retail outlets (Number)	42	47	47
LPG distributors (Number)	30	30	30
UTILISATION			
LPG consumers (in '000' Number)	116	123	129
* Provisional			

2009-10	2010-11*
3.94	5.23
41.24	40.58
3069	3374
953	1051
8366	8378
8366 0	8378 0
8851	8269
116.98	98.84
12736	14042



2009-10	2010-11*
0	0
0	0
48	48
30	31
146	164



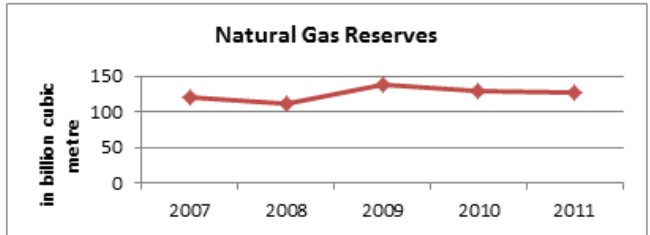
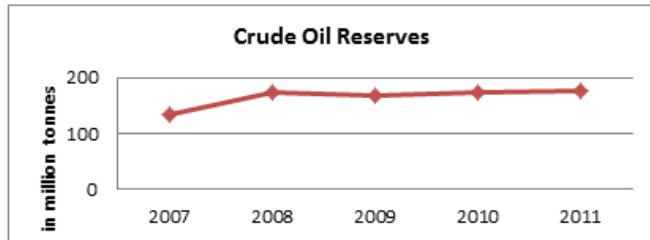
ASSAM

PETROLEUM & NATURAL GAS			
	2006-07	2007-08	2008-09
ACCESS			
Crude oil reserves (Million tonnes)^	133.76	173.12	167.32
Natural Gas Reserves (Billion Cubic Metre)^	119.74	112.34	137.52
Retail outlets (Number)	479	523	530
LPG distributors (Number)	251	251	251
Installed capacity of refineries of crude oil (1000 tonnes / annum)			
Total	7000	7000	7000
Public sector refineries	7000	7000	7000
Private refineries	-	-	-
UTILISATION			
Crude oil production (Million metric tonnes)			
Crude oil processed	5996	6072	6113
Percentage Capacity Utilisation	85.68	86.76	87.32
LPG consumers (in '000' Number)	1813	1923	1994
* Provisional, ^: Assam includes natural gas reserves of Nagaland, Tripura & Arunachal Pradesh			

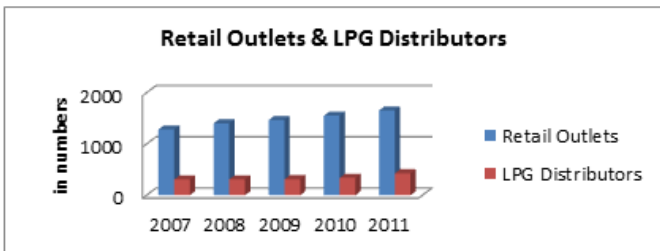
BIHAR

PETROLEUM & NATURAL GAS			
	2006-07	2007-08	2008-09
ACCESS			
Crude oil reserves (Million tonnes)	0	0	0
Natural Gas Reserves (Billion Cubic Metre)	0	0	0
Retail outlets (Number)	1283	1401	1466
LPG distributors (Number)	305	309	310
Installed capacity of refineries of crude oil (1000 tonnes / annum)			
Total	6000	6000	6000
Public sector refineries	6000	6000	6000
Private refineries			
UTILISATION			
Crude oil production (Million metric tonnes)			
Crude oil processed	5469	5634	5940
Percentage Capacity Utilisation	91.2	93.9	99
LPG consumers (in '000' Number)	2254	2408	2574
* Provisional			

2009-10	2010-11*
174.36	176.50
129.2	127.93
549	561
257	270
7000	7000
7000	7000
-	-
6517	6032
93.10	86.17
2184.00	2275



2009-10	2010-11*
0	0
0	0
1549	1653
337	426
6000	6000
6000	6000
6184	6207
103.10	103.5
2918.00	3287



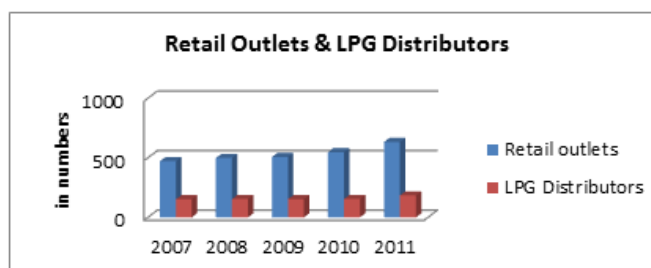
CHHATTISGARH

PETROLEUM & NATURAL GAS			
	2006-07	2007-08	2008-09
ACCESS			
Crude oil reserves (Million tonnes)	0	0	0
Natural Gas Reserves (Billion Cubic Metre)	0	0	0
Retail outlets (Number)	471	498	507
LPG distributors (Number)	151	153	152
UTILISATION			
LPG consumers (in '000' Number)	987	1074	1113
* Provisional			

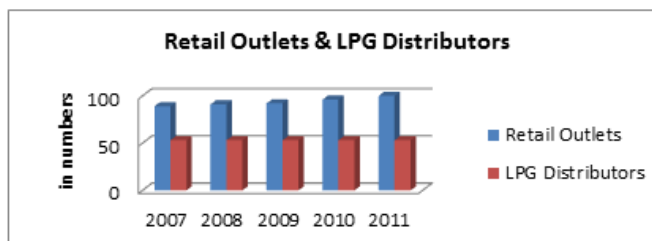
GOA

PETROLEUM & NATURAL GAS			
	2006-07	2007-08	2008-09
ACCESS			
Crude oil reserves (Million tonnes)	0	0	0
Natural Gas Reserves (Billion Cubic Metre)	0	0	0
Retail outlets (Number)	89	91	92
LPG distributors (Number)	53	53	53
UTILISATION			
LPG consumers (in '000' Number)	391	411	426
* Provisional			

2009-10	2010-11*
0	0
0	0
546	632
154	183
1192	1276



2009-10	2010-11*
0	0
0	0
96	100
53	53
436	467



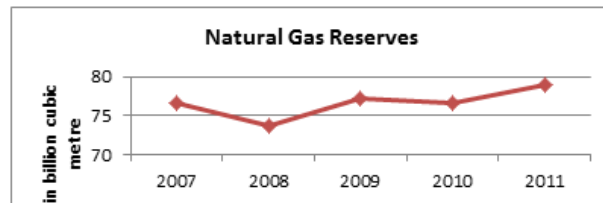
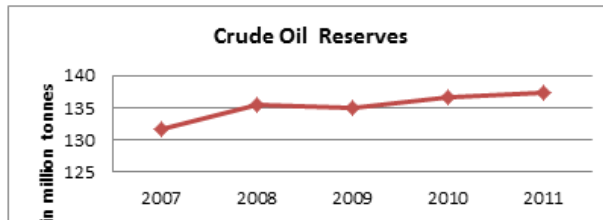
GUJARAT

PETROLEUM & NATURAL GAS			
	2006-07	2007-08	2008-09
ACCESS			
Crude oil reserves (Million tonnes)	131.62	135.37	134.96
Natural Gas Reserves (Billion Cubic Metre)	76.72	73.75	77.22
Retail outlets (Number)	1701	1751	1778
LPG distributors (Number)	540	542	545
Installed capacity of refineries of crude oil (1000 tonnes / annum)			
Total	50181	57200	84200
Public sector refineries	13700	13700	13700
Private refineries	36481	43500	70500
UTILISATION			
Crude oil production (Million metric tonnes)			
Crude oil processed	51332	57276	62401
Percentage Capacity Utilisation	102.29	100.13	109.09
LPG consumers (in '000' Number)	5067	5323	5650
* Provisional			

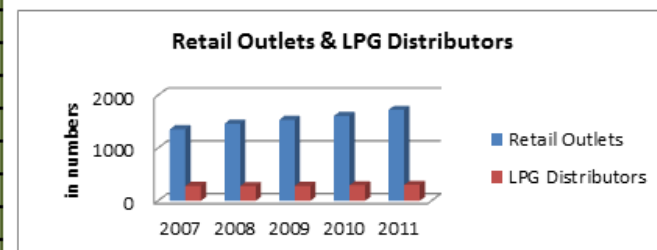
HARYANA

PETROLEUM & NATURAL GAS			
	2006-07	2007-08	2008-09
ACCESS			
Crude oil reserves (Million tonnes)	0	0	0
Natural Gas Reserves (Billion Cubic Metre)	0	0	0
Retail outlets (Number)	1354	1459	1531
LPG distributors (Number)	282	277	280
Installed capacity of refineries of crude oil (1000 tonnes / annum)			
Total	7299	12000	12000
Public sector refineries	7299	12000	12000
Private refineries	-	-	-
UTILISATION			
Crude oil production (Million metric tonnes)			
Crude oil processed	9435	12821	13070
Percentage Capacity Utilisation	129.3	106.8	108.9
LPG consumers (in '000' Number)	3088	3290	3425
* Provisional			

2009-10	2010-11*
136.67	137.42
76.57	78.97
1837	1926
553	559
84200	84200
13700	13700
70500	70500
93857	104254
111.46	123.81
5876	6367



2009-10	2010-11*
0	0
0	0
1606	1721
291	300
12000	15000
12000	15000
-	-
13615	13661
113.50	113.8
3645	3905



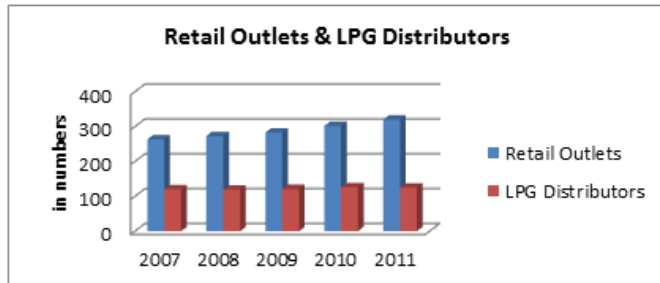
HIMACHAL PRADESH

PETROLEUM & NATURAL GAS			
	2006-07	2007-08	2008-09
ACCESS			
Crude oil reserves (Million tonnes)	0	0	0
Natural Gas Reserves (Billion Cubic Metre)	0	0	0
Retail outlets (Number)	264	273	283
LPG distributors (Number)	120	119	121
UTILISATION			
LPG consumers (in '000' Number)	1179	1258	1309
* Provisional			

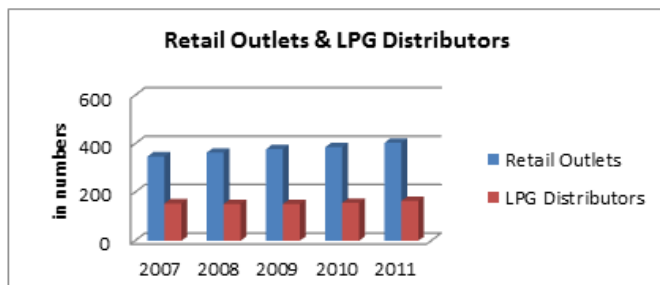
JAMMU & KASHMIR

PETROLEUM & NATURAL GAS			
	2006-07	2007-08	2008-09
ACCESS			
Crude oil reserves (Million tonnes)	0	0	0
Natural Gas Reserves (Billion Cubic Metre)	0	0	0
Retail outlets (Number)	348	364	378
LPG distributors (Number)	154	152	151
UTILISATION			
LPG consumers (in '000' Number)	1327	1400	1427
* Provisional			

2009-10	2010-11*
0	0
0	0
302	320
126	125
1370	1422



2009-10	2010-11*
0	0
0	0
386	404
156	164
1497	1580



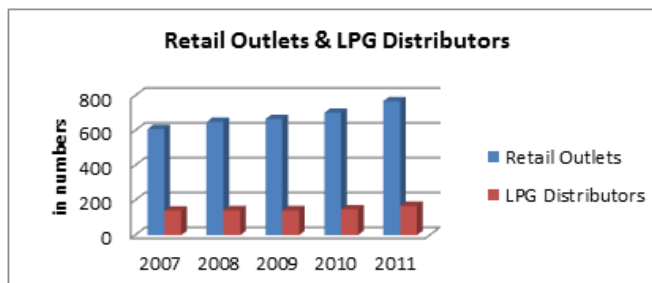
JHARKHAND

PETROLEUM & NATURAL GAS			
	2006-07	2007-08	2008-09
ACCESS			
Crude oil reserves (Million tonnes)	0	0	0
Natural Gas Reserves (Billion Cubic Metre)	0	0	0
Retail outlets (Number)	609	649	666
LPG distributors (Number)	140	142	142
UTILISATION			
LPG consumers (in '000' Number)	1026	1118	1173
* Provisional			

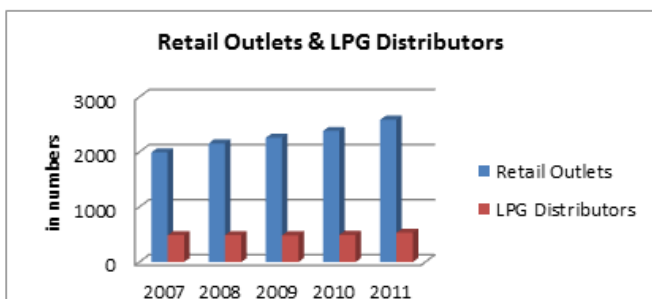
KARNATAKA

PETROLEUM & NATURAL GAS			
	2006-07	2007-08	2008-09
ACCESS			
Crude oil reserves (Million tonnes)	0	0	0
Natural Gas Reserves (Billion Cubic Metre)	0	0	0
Retail outlets (Number)	1994	2156	2260
LPG distributors (Number)	488	488	484
Installed capacity of refineries of crude oil (1000 tonnes / annum)			
Total	9690	9690	9690
Public sector refineries	9690	9690	9690
Private refineries			
UTILISATION			
Crude oil production (Million metric tonnes)			
Crude oil processed	12536	12525	12577
Percentage Capacity Utilisation	129.4	129.3	129.8
LPG consumers (in '000' Number)	5225	5630	6051
* Provisional			

2009-10	2010-11*
0	0
0	0
702	769
147	167
1256	1345



2009-10	2010-11*
0	0
0	0
2382	2585
493	531
11820	11820
11820	11820
12497	12662
129.00	107.1
6791	7484



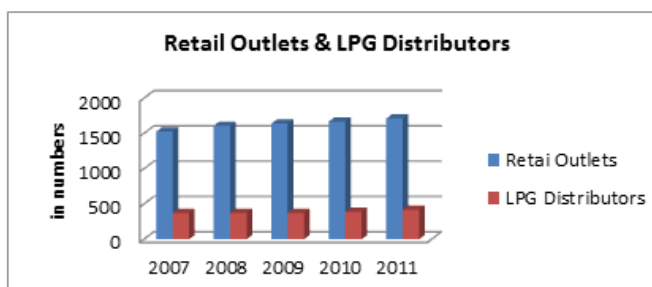
KERALA

PETROLEUM & NATURAL GAS			
	2006-07	2007-08	2008-09
ACCESS			
Crude oil reserves (Million tonnes)	0	0	0
Natural Gas Reserves (Billion Cubic Metre)	0	0	0
Retail outlets (Number)	1526	1608	1638
LPG distributors (Number)	374	374	373
Installed capacity of refineries of crude oil (1000 tonnes / annum)			
Total	7500	7500	7500
Public sector refineries	7500	7500	7500
Private refineries	-	-	-
UTILISATION			
Crude oil production (Million metric tonnes)			
Crude oil processed	7742	8134	7739
Percentage Capacity Utilisation	103.2	108.5	103.2
LPG consumers (in '000' Number)	5046	5389	5688
*Provisional			

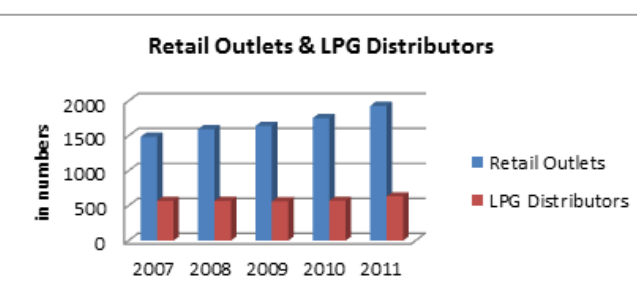
MADHYA PRADESH

PETROLEUM & NATURAL GAS			
	2006-07	2007-08	2008-09
ACCESS			
Crude oil reserves (Million tonnes)	0	0	0
Natural Gas Reserves (Billion Cubic Metre)	0	0	0
Retail outlets (Number)	1487	1595	1643
LPG distributors (Number)	570	568	564
UTILISATION			
LPG consumers (in '000' Number)	3875	4186	4360
* Provisional			

2009-10	2010-11*
0	0
0	0
1668	1710
388	418
9500	9500
9500	9500
-	-
7875	8732
105.00	91.9
6218	6625



2009-10	2010-11*
0	0
0	0
1756	1929
572	634
4704	5056



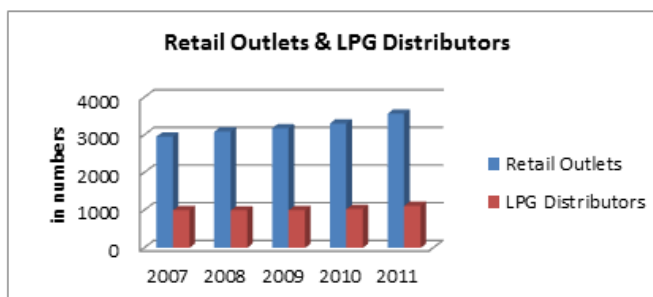
MAHARASHTRA

PETROLEUM & NATURAL GAS			
	2006-07	2007-08	2008-09
ACCESS			
Crude oil reserves (Million tonnes)	0	0	0
Natural Gas Reserves (Billion Cubic Metre)	0	0	0
Retail outlets (Number)	2958	3091	3178
LPG distributors (Number)	997	996	1000
Installed capacity of refineries of crude oil (1000 tonnes / annum)			
Total	17500	17500	17500
Public sector refineries	17500	17500	17500
Private refineries			
UTILISATION			
Crude oil production (Million metric tonnes)			
Crude oil processed	19449	20155	18914
Percentage Capacity Utilisation	111.17	115.15	111.55
LPG consumers (in '000' Number)	12415	13171	13891
* Provisional			

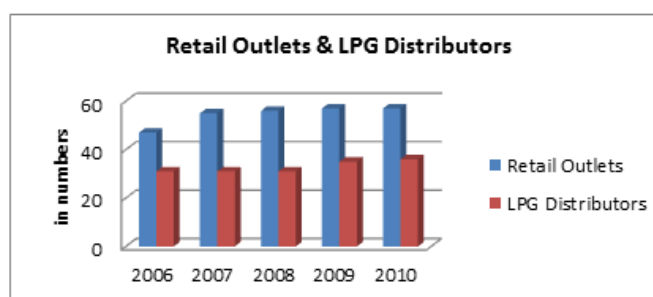
MANIPUR

PETROLEUM & NATURAL GAS			
	2006-07	2007-08	2008-09
ACCESS			
Crude oil reserves (Million tonnes)	0	0	0
Natural Gas Reserves (Billion Cubic Metre)	0	0	0
Retail outlets (Number)	47	55	56
LPG distributors (Number)	31	31	31
UTILISATION			
LPG consumers (in '000' Number)	206	218	221
* Provisional			

2009-10	2010-11*
0	0
0	0
3304	3565
1028	1114
17500	18500
17500	18500
19481	19772
111.32	112.98
14652	15855



2009-10	2010-11*
0	0
0	0
57	57
35	36
240	254



MEGHALAYA

PETROLEUM & NATURAL GAS			
	2006-07	2007-08	2008-09
ACCESS			
Crude oil reserves (Million tonnes)	0	0	0
Natural Gas Reserves (Billion Cubic Metre)	0	0	0
Retail outlets (Number)	104	116	122
LPG distributors (Number)	32	32	32
UTILISATION			
LPG consumers (in '000' Number)	101	109	113
* Provisional			

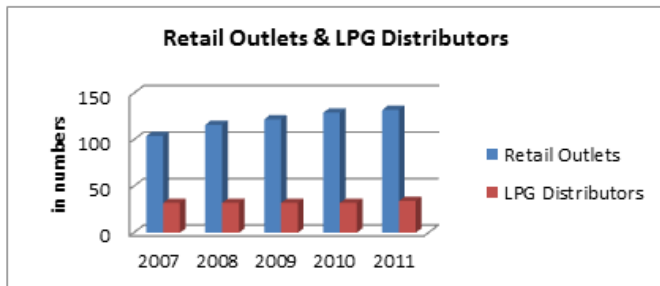
MIZORAM

PETROLEUM & NATURAL GAS			
	2006-07	2007-08	2008-09
ACCESS			
Crude oil reserves (Million tonnes)	0	0	0
Natural Gas Reserves (Billion Cubic Metre)	0	0	0
Retail outlets (Number)	17	21	22
LPG distributors (Number)	25	25	25
UTILISATION			
LPG consumers (in '000' Number)	181	188	192
* Provisional			

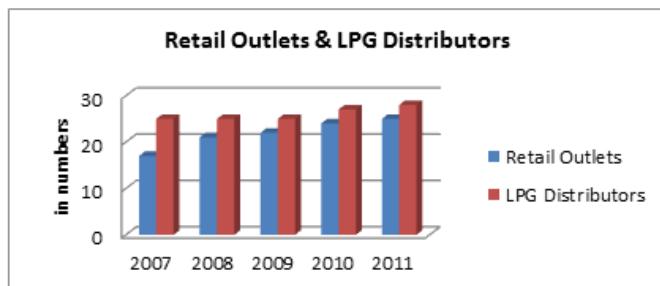
NAGALAND

PETROLEUM & NATURAL GAS			
	2006-07	2007-08	2008-09
ACCESS			
Crude oil reserves (Million tonnes)	0	0	2.69
Natural Gas Reserves (Billion Cubic Metre)	0	0	0.12
Retail outlets (Number)	43	46	47
LPG distributors (Number)	27	27	27
LPG consumers (in '000' Number)	129	140	144
* Provisional			

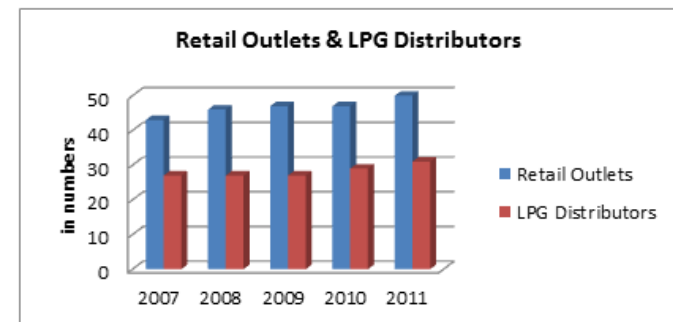
2009-10	2010-11*
0	0
0	0
129	132
32	34
117	138



2009-10	2010-11*
0	0.00
0	0
24	25
27	28
213	223



2009-10	2010-11*
0	0
0	0
47	50
29	31
155	168



ODISHA

PETROLEUM & NATURAL GAS			
	2006-07	2007-08	2008-09
ACCESS			
Crude oil reserves (Million tonnes)	0	0	0
Natural Gas Reserves (Billion Cubic Metre)	0	0	0
Retail outlets (Number)	820	911	929
LPG distributors (Number)	185	185	189
UTILISATION			
LPG consumers (in '000' Number)	1395	1478	1535
* Provisional			

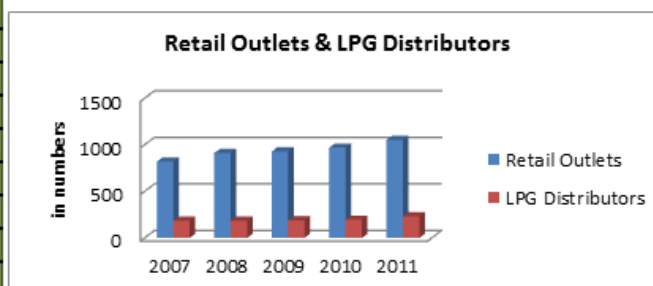
PUNJAB

PETROLEUM & NATURAL GAS			
	2006-07	2007-08	2008-09
ACCESS			
Crude oil reserves (Million tonnes)	0	0	0
Natural Gas Reserves (Billion Cubic Metre)	0	0	0
Retail outlets (Number)	2446	2613	2652
LPG distributors (Number)	425	420	425
UTILISATION			
LPG consumers (in '000' Number)	4406	4682	5021
* Provisional			

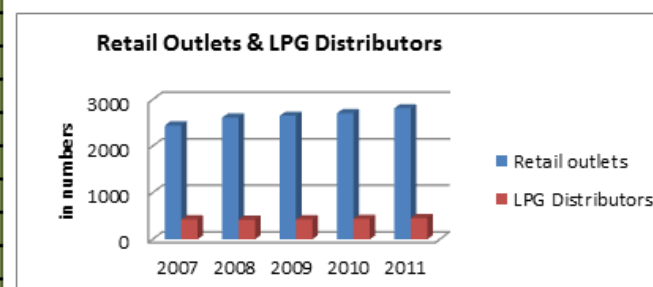
RAJASTHAN

PETROLEUM & NATURAL GAS			
	2006-07	2007-08	2008-09
Crude oil reserves (Million tonnes)	420.65	424.62	429.96
Natural Gas Reserves (Billion Cubic Metre)	369.36	392.95	414.65
Retail outlets (Number)	2147	2286	2343
LPG distributors (Number)	438	429	430
UTILISATION			
LPG consumers (in '000' Number)	3861	4131	4405
Rajasthan includes reserves of Bombay High Offshore and JVC for both crude oil & natural gas.			
* Provisional			

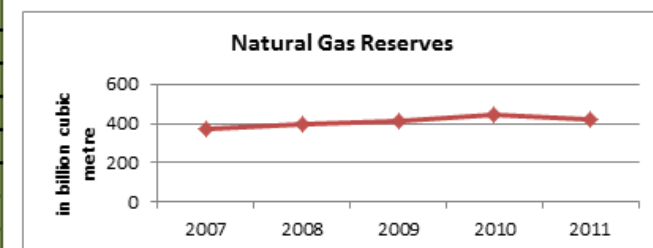
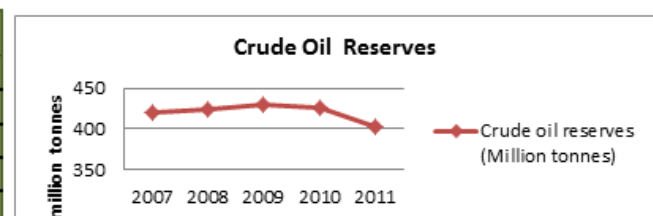
2009-10	2010-11*
0	0
0	0
969	1052
195	230
1648	1822



2009-10	2010-11*
0	0
0	0
2708	2814
438	455
5321	5612



2009-10	2010-11*
425.33	403.60
446.85	420.91
2416	2572
452	549
4865	5602



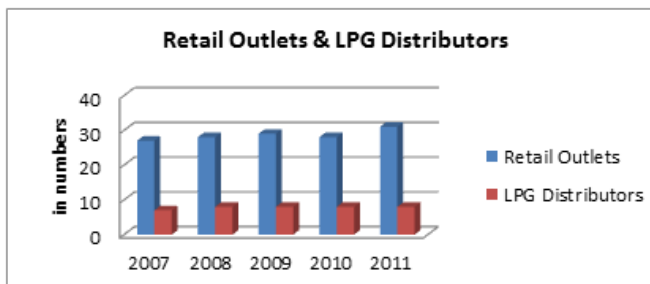
SIKKIM

PETROLEUM & NATURAL GAS			
	2006-07	2007-08	2008-09
ACCESS			
Crude oil reserves (Million tonnes)	0	0	0
Natural Gas Reserves (Billion Cubic Metre)	0	0	0
Retail outlets (Number)	27	28	29
LPG distributors (Number)	7	8	8
UTILISATION			
LPG consumers (in '000' Number)	109	114	120
* Provisional			

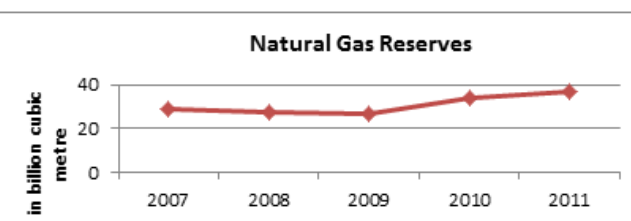
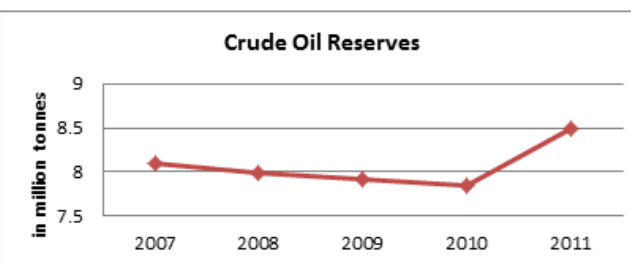
TAMIL NADU

PETROLEUM & NATURAL GAS			
	2006-07	2007-08	2008-09
ACCESS			
Crude oil reserves (Million tonnes)	8.09	7.98	7.92
Natural Gas Reserves (Billion Cubic Metre)	28.72	27.77	26.95
Retail outlets (Number)	2700	2904	2969
LPG distributors (Number)	659	660	656
Installed capacity of refineries of crude oil (1000 tonnes / annum)			
Total	10500	10500	10500
Public sector refineries	10500	10500	10500
Private refineries			
UTILISATION			
Crude oil production (Million metric tonnes)			
Crude oil processed	10402	10266	10136
Percentage Capacity Utilisation	99.07	97.78	96.53
LPG consumers (in '000' Number)	8798	9996	10613
* Provisional			

2009-10	2010-11*
0	0
0	0
28	31
8	8
130	141



2009-10	2010-11*
7.84	8.49
34.27	36.88
3118	3401
696	738
10500	11500
10500	11500
10097	10807
96.20	102.9
11736	13049



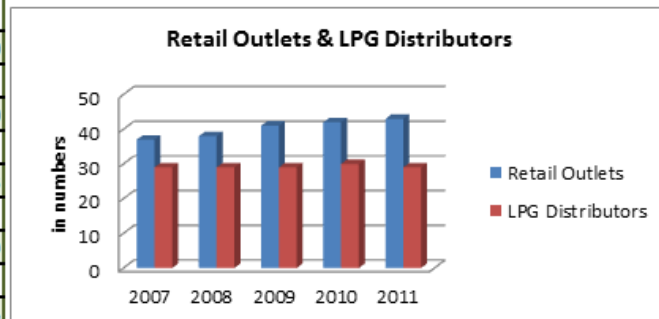
TRIPURA

PETROLEUM & NATURAL GAS			
ACCESS			
	2006-07	2007-08	2008-09
Crude oil reserves (Million tonnes)	0	0	0.08
Natural Gas Reserves (Billion Cubic Metre)	0	0	32.5
Retail outlets (Number)	37	38	41
LPG distributors (Number)	29	29	29
UTILISATION			
LPG consumers (in '000' Number)	238	256	261
* Provisional			

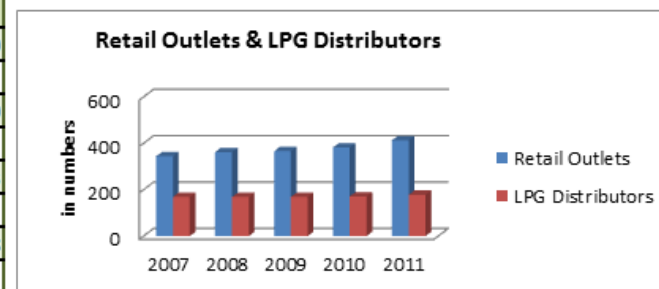
UTTARAKHAND

PETROLEUM & NATURAL GAS			
	2006-07	2007-08	2008-09
ACCESS			
Crude oil reserves (Million tonnes)	0	0	0
Natural Gas Reserves (Billion Cubic Metre)	0	0	0
Retail outlets (Number)	344	362	366
LPG distributors (Number)	169	168	169
UTILISATION			
LPG consumers (in '000' Number)	1428	1512	1555
* Provisional			

2009-10	2010-11*
0	0
0	0
42	43
30	29
260	295



2009-10	2010-11*
0	0
0	0
382	413
171	178
1673	1824



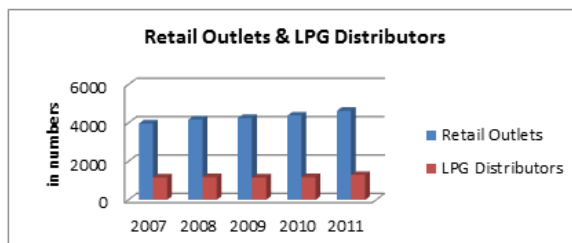
UTTAR PRADESH

PETROLEUM & NATURAL GAS			
	2006-07	2007-08	2008-09
ACCESS			
Crude oil reserves (Million tonnes)	0	0	0
Natural Gas Reserves (Billion Cubic Metre)	0	0	0
Retail outlets (Number)	3969	4178	4262
LPG distributors (Number)	1161	1177	1166
Installed capacity of refineries of crude oil (1000 tonnes / annum)			
Total	8000	8000	8000
Public sector refineries	8000	8000	8000
Private refineries			
UTILISATION			
Crude oil production (Million metric tonnes)			
Crude oil processed	8883	8033	8601
Percentage Capacity Utilisation	111	100.4	107.5
LPG consumers (in '000' Number)	9688	10326	10324
* Provisional			

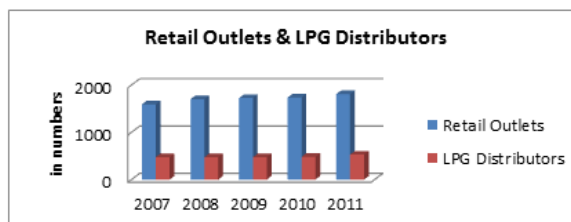
WEST BENGAL

PETROLEUM & NATURAL GAS			
	2006-07	2007-08	2008-09
ACCESS			
Crude oil reserves (Million tonnes)	0	0	0
Natural Gas Reserves (Billion Cubic Metre)	419.12	442.83	425.44
Retail outlets (Number)	1589	1700	1724
LPG distributors (Number)	473	473	475
Installed capacity of refineries of crude oil (1000 tonnes / annum)			
Total	6000	6000	6000
Public sector refineries	6000	6000	6000
Private refineries	-	-	-
UTILISATION			
Crude oil production (Million metric tonnes)			
Crude oil processed	5836	5715	6042
Percentage Capacity Utilisation	97.3	95.3	100.7
LPG consumers (in '000' Number)	4807	5196	5453
* Provisional_ NIL			

2009-10	2010-11*
0	0.00
0	0
4395	4643
1185	1299
8000	8000
8000	8000
8107	8880
101.30	111
11826	13011



2009-10	2010-11*
0	0
420.44	535.66
1737	1808
482	530
7500	7500
7500	7500
-	-
5685	6878
94.80	91.7
5905	6523



ANDAMAN & NICOBAR ISLANDS

PETROLEUM & NATURAL GAS			
	2006-07	2007-08	2008-09
ACCESS			
Crude oil reserves (Million tonnes)	0	0	0
Natural Gas Reserves (Billion Cubic Metre)	0	0	0
Retail outlets (Number)	5	6	7
LPG distributors (Number)	4	4	4
UTILISATION			
LPG consumers (in '000' Number)	51	53	66
* Provisional			

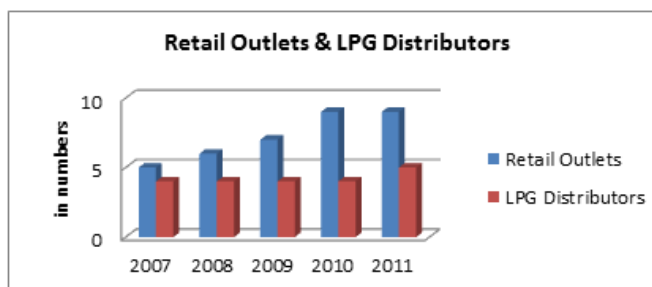
CHANDIGARH

PETROLEUM & NATURAL GAS			
	2006-07	2007-08	2008-09
ACCESS			
Crude oil reserves (Million tonnes)	0	0	0
Natural Gas Reserves (Billion Cubic Metre)	0	0	0
Retail outlets (Number)	43	43	43
LPG distributors (Number)	29	28	28
UTILISATION			
LPG consumers (in '000' Number)	313	320	337
* Provisional			

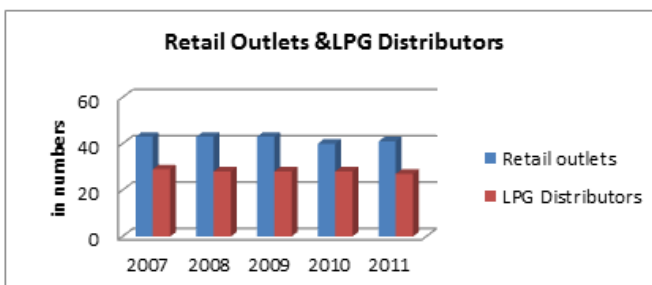
DELHI

PETROLEUM & NATURAL GAS			
	2006-07	2007-08	2008-09
ACCESS			
Crude oil reserves (Million tonnes)	0	0	0
Natural Gas Reserves (Billion Cubic Metre)	0	0	0
Retail outlets (Number)	399	402	401
LPG distributors (Number)	315	316	314
UTILISATION			
LPG consumers (in '000' Number)	4011	4138	4252
* Provisional			

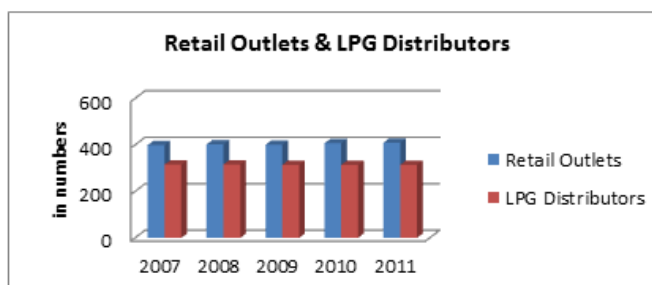
2009-10	2010-11*
0	0
0	0
9	9
4	5
68	59



2009-10	2010-11*
0	0
0	0
40	41
28	27
352	366



2009-10	2010-11*
0	0.00
0	0
407	409
314	314
4429	4615



DADRA & NAGAR HAVELI

PETROLEUM & NATURAL GAS			
	2006-07	2007-08	2008-09
ACCESS			
Crude oil reserves (Million tonnes)	0	0	0
Natural Gas Reserves (Billion Cubic Metre)	0	0	0
Retail outlets (Number)	11	11	12
LPG distributors (Number)	1	1	1
UTILISATION			
LPG consumers (in '000' Number)	30	34	39
* Provisional			

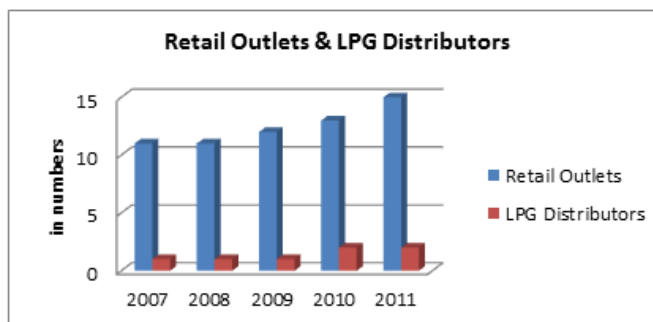
DAMAN & DIU

PETROLEUM & NATURAL GAS			
	2006-07	2007-08	2008-09
ACCESS			
Crude oil reserves (Million tonnes)	0	0	0
Natural Gas Reserves (Billion Cubic Metre)	0	0	0
Retail outlets (Number)	13	15	18
LPG distributors (Number)	2	2	2
UTILISATION			
LPG consumers (in '000' Number)	40	44	45
* Provisional			

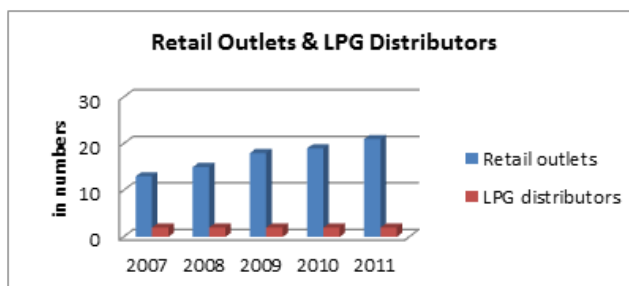
LAKSHADWEEP

PETROLEUM & NATURAL GAS			
	2006-07	2007-08	2008-09
ACCESS			
Crude oil reserves (Million tonnes)	0	0	0
Natural Gas Reserves (Billion Cubic Metre)	0	0	0
Retail outlets (Number)	0	0	0
LPG distributors (Number)	1	1	1
UTILISATION			
LPG consumers (in '000' Number)	3	3	3
* Provisional			

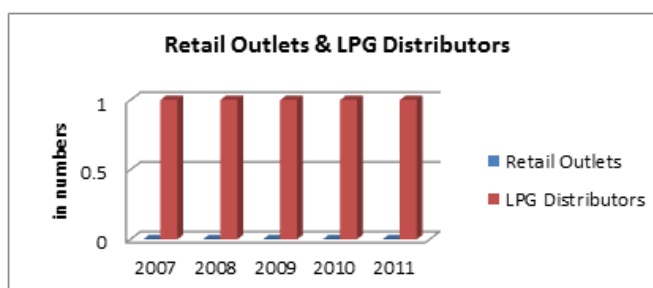
2009-10	2010-11*
0	0
0	0
13	15
2	2
44	68



2009-10	2010-11*
0	0
0	0
19	21
2	2
49	33



2009-10	2010-11*
0	0
0	0
0	0
1	1
3	3



PUDUCHERRY

PETROLEUM & NATURAL GAS			
	2006-07	2007-08	2008-09
ACCESS			
Crude oil reserves (Million tonnes)	0	0	0
Natural Gas Reserves (Billion Cubic Metre)	0	0	0
Retail outlets (Number)	91	103	105
LPG distributors (Number)	18	18	18
UTILISATION			
LPG consumers (in '000' Number)	234	252	267
* Provisional			

2009-10	2010-11*
0	0
0	0
122	131
17	19
297	311

