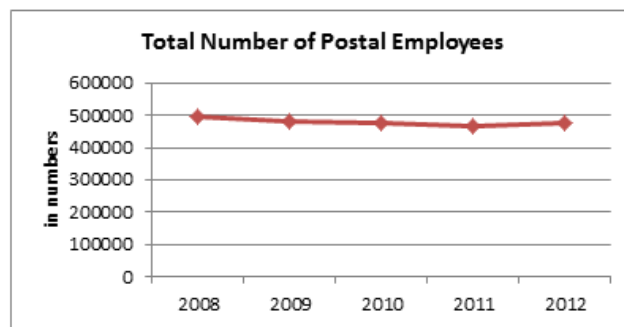
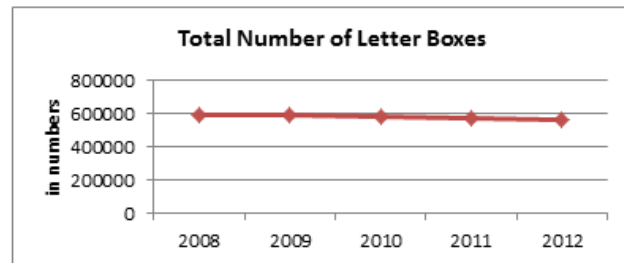
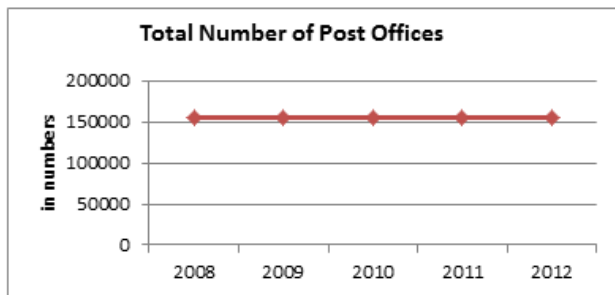


# POSTAL COMMUNICATION

# INDIA

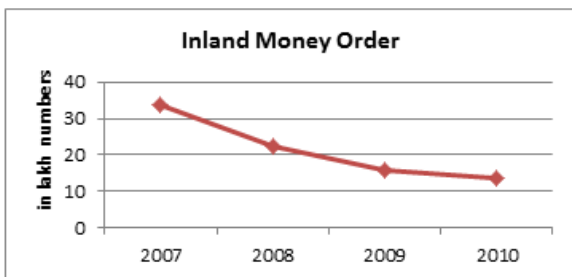
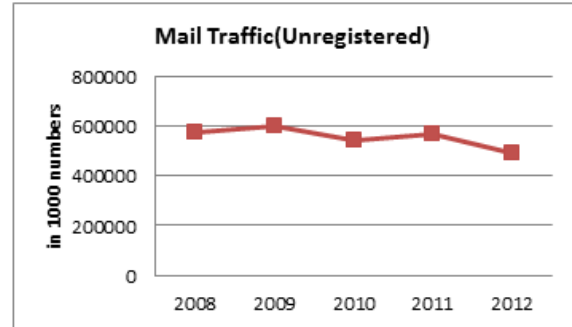
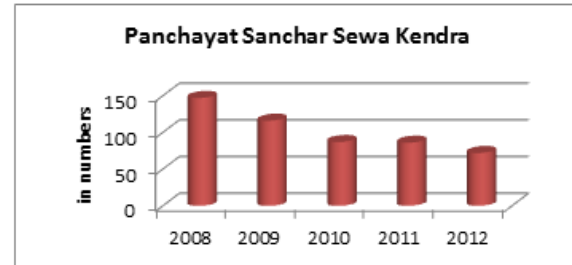
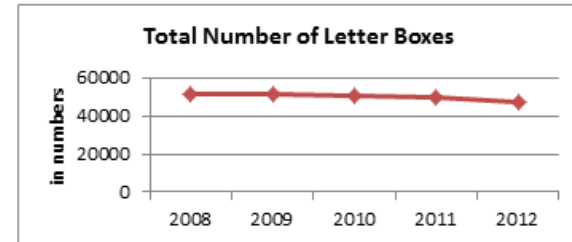
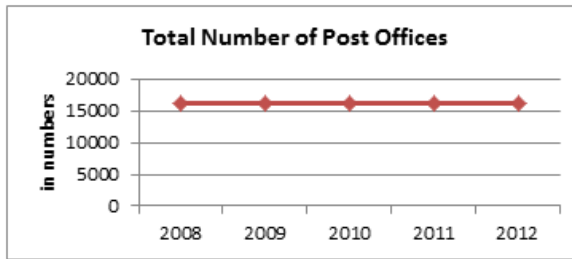
<b>POSTAL COMMUNICATION</b>			
<b>ACCESS</b>			
	2007-08	2008-09	2009-10
Post Offices (Number)			
Total	155035	155015	154979
Letter Boxes (Number)			
Total	591054	585087	579595
Post Boxes rented by public (Number)	58236	59716	60391
Post Bags rented by public (Number)	4588	4310	3890
Post Boxes cum bags rented by public (Number)	1703	1825	1144
<b>QUALITY</b>			
Postal Employees (Number)	494589	483385	475454
Postal Complaints (Number)	822.8	842.2	836.2
Computerised Post Offices (Number)	9939	9684	12604
Modernised Post Offices (Improving Ergonomics) (Number)	2504	2504	NA
High Speed Automated mail processing (Number)	2	2	2
<b>FISCAL COST AND REVENUE</b>			
Revenue earned (Rupees in lakhs)			
Total	549490	586233	626670
Net Expenditure (Rupees in lakhs)			
Total	700634	945541	1290800
<b>UTILISATION</b>			
Mail Traffic (In crore Numbers)			
	639.11	675.95	658.98
Registered P&T service	2.02	2.03	2.11
Registered Other than P&T service	17.96	17.7929	17.47
Unregistered P&T service	9.15	9.27	9.11
Unregistered Other than P&T service	609.98	625	605.54
Air Mail (Lakh kilogram)			
Domestic	137.19	140.59	94.17
Foreign	43.78	54.17	27.7
Inland Money Order (In lakh Numbers)	910.46	866.93	813.46

		2010-11	2011-12
		154866	154822
		573749	562075
		57805	55400
		3681	2935
		1283	1481
		466903	474574
		809.4	897.6
		24015	24969
		NA	NA
		4	3
		696233	789935
		1330795	1370527
		661.6	637.18
		2.49	3.26
		15.3	15.85
		8.74	7.79
		607.02	570.08
		125.63	116.31
		23.99	24.21
		577.14	698.65
NA : Not Available			



2010-11		2011-12	
16141	1346	16141	1335
	14795		14806
9	7	9	7
	2		2
49722	9196	47040	9304
	40526		37736
	1755		1257
	208		188
	69		37
	86		72
5202	21065	5297	21963
	3806		3804
	17.04		17.04
13411	28459	15265	25302
	35698		69377
	2284		2344
NA		NA	
	11777		12604
	569586		490536
	15.92		13.55

NA : Not Available

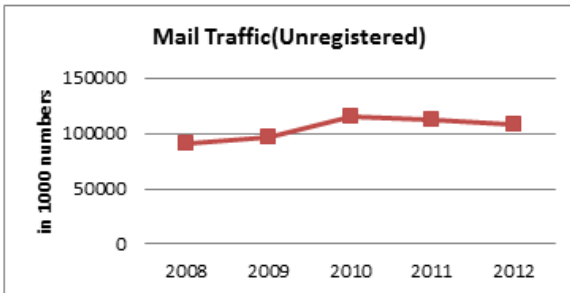
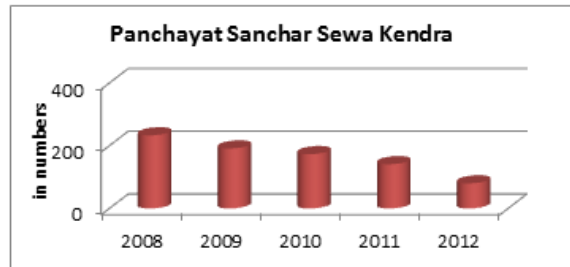
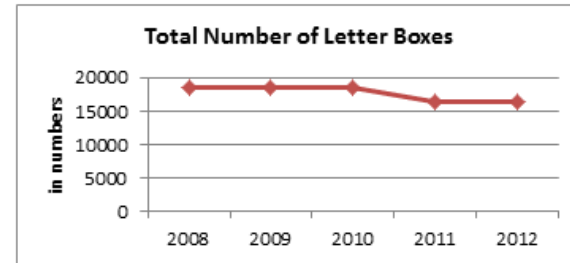
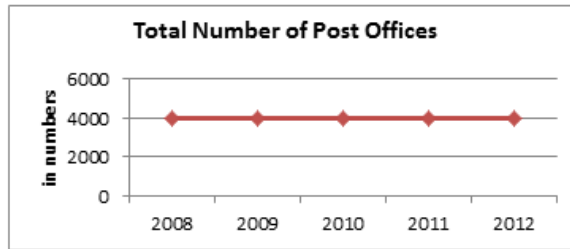


# ASSAM

POSTAL COMMUNICATION			
	2007-08	2008-09	2009-10
<b>ACCESS</b>			
Post Offices (Number)			
Total	4007	4006	3996
Urban	298	298	282
Rural	3709	3708	3714
Mukhya Dak Ghar (Number)			
Total	20	20	NA
Urban	20	20	NA
Rural	0	0	NA
Letter Boxes (Number)			
Total	18486	18486	18486
Urban	1686	1686	1686
Rural	16800	16800	16800
Post Boxes rented by public (Number)	790	790	790
Post Bags rented by public (Number)	10	10	10
Post Boxes cum bags rented by public (Number)	0	0	0
Panchayat Sanchar Sewa Kendra (Number)	233	191	173
Average number of persons served by post offices (Number)			
Total	7154	7348	7461
Urban	13366	13366	15188
Rural	6655	6656	7109
Average Area served by a post office (In square kilometer)	19.6	19.58	19.63
<b>QUALITY</b>			
Postal Employees (Number)	4612	4580	4516
Gramin Dak Sewak	8593	8576	8585
Postal Complaints (Number)	17933	41698	19854
Computerised Post Offices (Number)	624	624	631
Modernised Post Offices (Improving Egronomics) (Number)	94	94	NA
<b>UTILISATION</b>			
Mail Traffic (In thousand Numbers)			
Registered	2399	3669	4257
Unregistered	91018	97183	116033
Inland Money Order (In lakh Numbers)	0.94	10.88	5.12

2010-11		2011-12	
4004	302	4007	373
	3702		3634
20	20	20	20
	0		0
16386	1453	16386	1453
	14933		14933
	790		790
	10		10
	0		0
	141		80
7540	14533	7723	12080
	7234		7484
	19.59		19.58
4304	8525	4167	8487
	10870		14443
	632		632
	NA		NA
	4514		4400
	112771		107502
	2.66		2.51

NA : Not Available

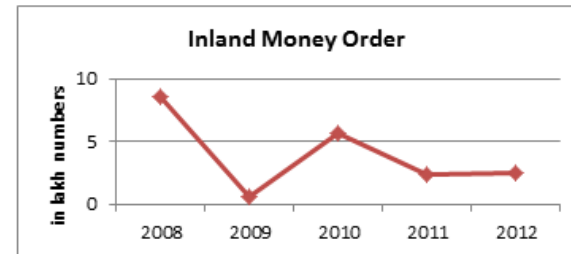
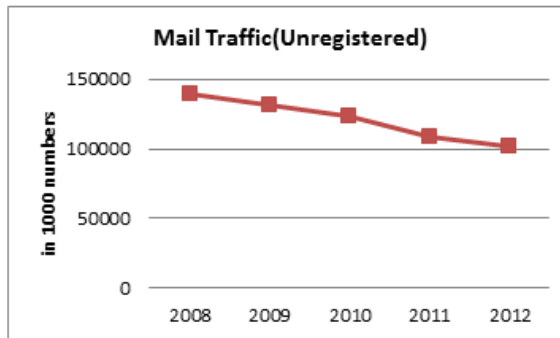
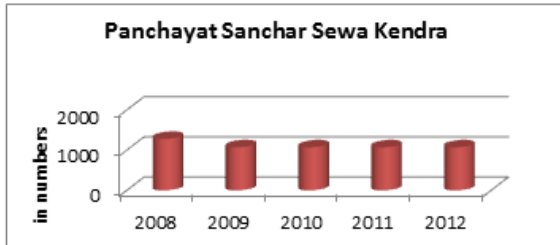
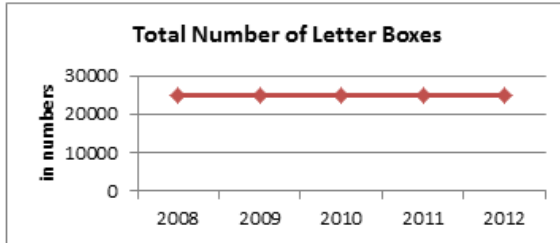
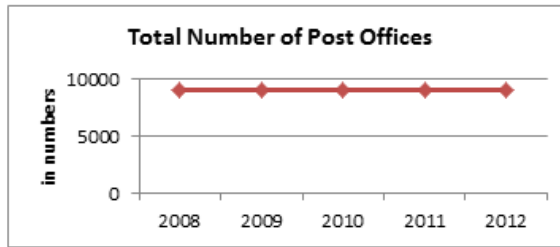


# BIHAR

POSTAL COMMUNICATION			
	2007-08	2008-09	2009-10
<b>ACCESS</b>			
Post Offices (Number)			
Total	9057	9056	9057
Urban	432	433	416
Rural	8625	8623	8641
Mukhya Dak Ghar (Number)			
Total	19	19	NA
Urban	19	19	NA
Rural	0	0	NA
Letter Boxes (Number)			
Total	24960	24960	25010
Urban	2831	2831	2851
Rural	22129	22129	22159
Post Boxes rented by public (Number)	904	904	904
Post Bags rented by public (Number)	84	84	83
Post Boxes cum bags rented by public (Number)	281	281	279
Panchayat Sanchar Sewa Kendra (Number)	1282	1073	1072
Average number of persons served by post offices (Number)			
Total	10020	10339	10492
Urban	22037.04	21986	27361
Rural	9418.20	9420	10430
Average Area served by a post office (In square kilometer)	11.1	10.4	10.4
<b>QUALITY</b>			
Postal Employees (Number)	8315	8220	8471
Gramin Dak Sewak	14795	14772	15501
Postal Complaints (Number)	33079	46276	44729
Computerised Post Offices (Number)	295	295	316
Modernised Post Offices (Improving Egronomics) (Number)	120	120	NA
<b>UTILISATION</b>			
Mail Traffic (In thousand Numbers)			
Registered	2500	2491	3253
Unregistered	139555	131978	123685
Inland Money Order (In lakh Numbers)	8.57	0.53	5.61

2010-11		2011-12	
9055	474	9057	474
	8581		8583
19	19	19	19
	0		0
25010	2851	25010	2851
	22159		22159
	891		891
	86		86
268		268	
1072		1072	
10645	24745	10935	25565
	10730		10979
	10.4		10.4
8456	14844	8664	15764
	36679		20072
	909		997
NA		NA	
4067		4273	
	108739		102140
	2.41		2.5

NA : Not Available



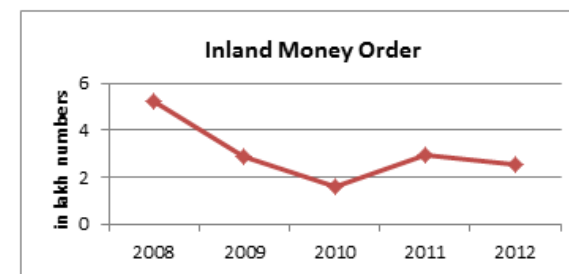
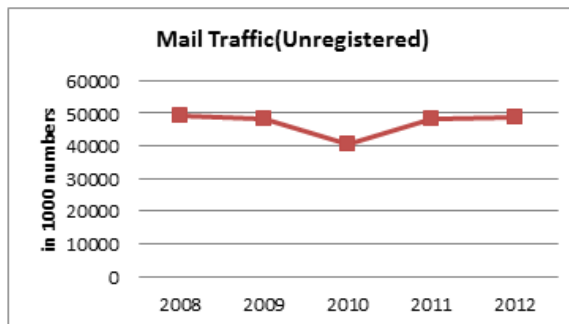
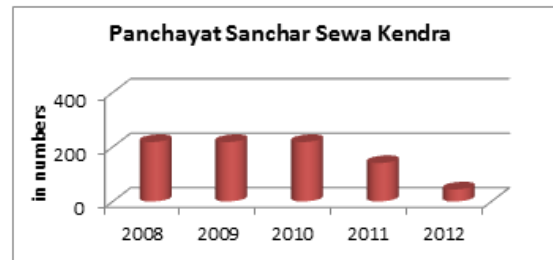
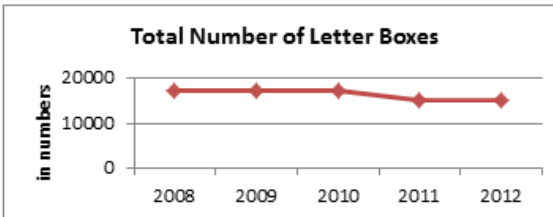
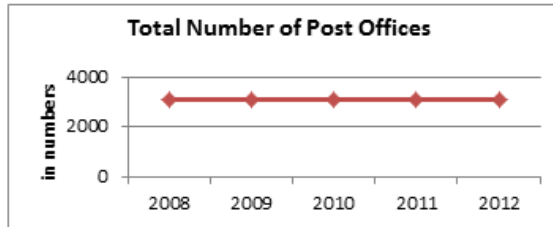


# CHHATTISGARH

POSTAL COMMUNICATION			
	2007-08	2008-09	2009-10
<b>ACCESS</b>			
Post Offices (Number)			
Total	3123	3122	3123
Urban	223	233	225
Rural	2900	2899	2898
Mukhya Dak Ghar (Number)			
Total	10	10	NA
Urban	10	10	NA
Rural	0	0	NA
Letter Boxes (Number)			
Total	17066	17066	17067
Urban	1081	1081	1089
Rural	15985	15985	15978
Post Boxes rented by public (Number)	373	415	417
Post Bags rented by public (Number)	20	20	20
Post Boxes cum bags rented by public (Number)	35	38	38
Panchayat Sanchar Sewa Kendra (Number)	218	218	218
Average number of persons served by post offices (Number)			
Total	7235	7453	7557
Urban	21834	21384	25480
Rural	6112	6114	6657
Average Area served by a post office (In square kilometer)	43.3	43.3	43.29
<b>QUALITY</b>			
Postal Employees (Number)		2202	2153
Gramin Dak Sewak	5504	5386	5351
Postal Complaints (Number)	8856	7854	6714
Computerised Post Offices (Number)	99	99	144
Modernised Post Offices (Improving Egronomics) (Number)	49	49	NA
<b>UTILISATION</b>			
Mail Traffic (In thousand Numbers)			
Registered	1615	1218	1299
Unregistered	49286	48342	40780
Inland Money Order (In lakh Numbers)	5.24	2.87	1.6

2010-11		2011-12	
3125	235	3127	234
	2890		2893
10	10	10	10
	0		0
14988	2293	14988	2293
	12695		12695
	218		250
	30		3
			0
	0		
	141		44
7657	25260	7862	26350
	6783		6894
	43.26		43.23
2211	5205	2146	5214
	5786		6351
	331		340
	NA		NA
	1508		2408
	48306		48853
	2.96		2.56

NA : Not Available

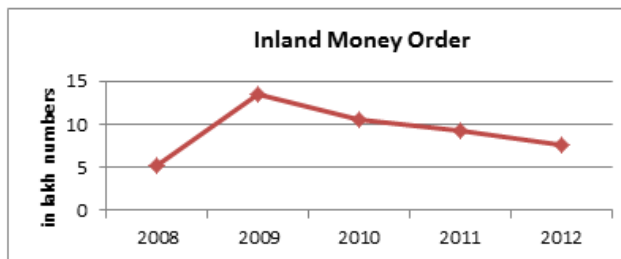
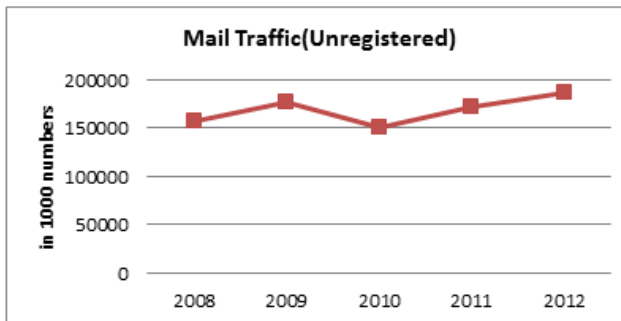
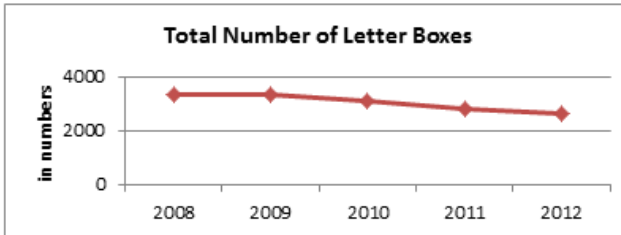
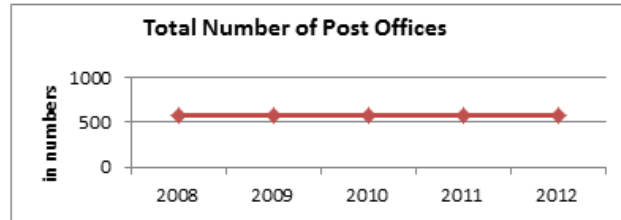


# DELHI

POSTAL COMMUNICATION				
		2007-08	2008-09	2009-10
<b>ACCESS</b>				
Post Offices (Number)				
Total		571	571	573
	Urban	490	490	492
	Rural	81	81	81
Mukhya Dak Ghar (Number)				
Total		0	0	NA
	Urban	0	0	NA
	Rural	0	0	NA
Letter Boxes (Number)				
Total		3344	3324	3102
	Urban	3138	3116	2894
	Rural	206	208	208
Post Boxes rented by public (Number)				
		1386	1442	1705
Post Bags rented by public (Number)				
		58	293	75
Post Boxes cum bags rented by public (Number)				
		24	26	30
Panchayat Sanchar Sewa Kendra (Number)				
		0	0	0
Average number of persons served by post offices (Number)				
Total		28058	29694	30431
	Urban	30869	30869	32427
	Rural	11049	11049	5975
Average Area served by a post office (In square kilometer)				
		2.5	2.59	2.58
<b>QUALITY</b>				
Postal Employees (Number)				
	Gramin Dak Sewak	328	304	248
Postal Complaints (Number)				
		109588	134285	122366
Computerised Post Offices (Number)				
		288	288	289
Modernised Post Offices (Improving Egronomics) (Number)				
		128	128	NA
<b>UTILISATION</b>				
Mail Traffic (In thousand Numbers)				
	Registered	10929	9661	8851
	Unregistered	156985	176715	150217
Inland Money Order (In lakh Numbers)				
		5.24	13.44	10.53

2010-11		2011-12	
575	493	576	493
	82		83
0	0	0	0
	0		0
2819	2613	2640	2434
	206		206
	1542		1040
	33		52
	22		17
	0		0
31191	33132	32957	33988
	5110		4169
	2.58		2.57
8736	250	8471	205
	101079		132398
	357		390
	NA		NA
	8696		8662
	171441		185972
	9.3		7.6

NA : Not Available

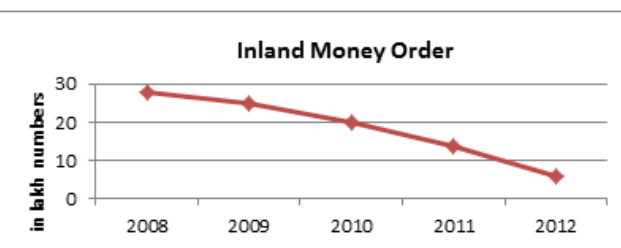
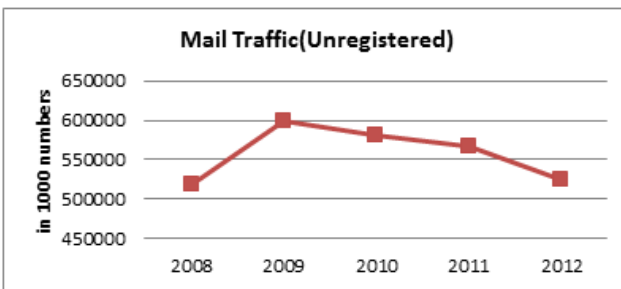
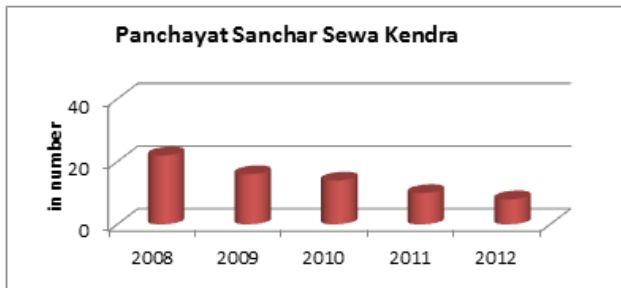
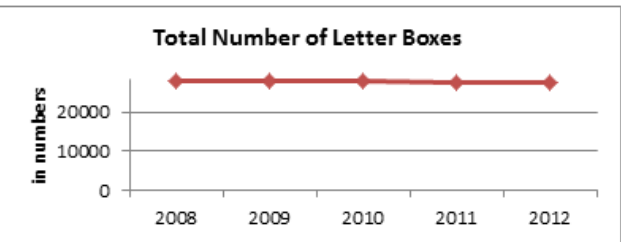
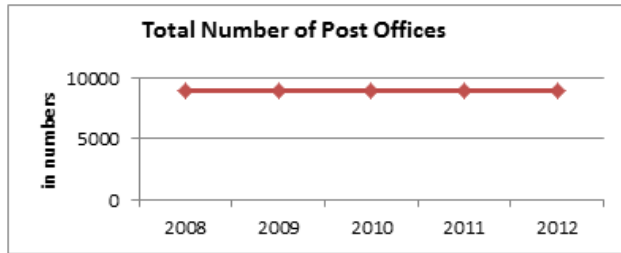


# GUJARAT

POSTAL COMMUNICATION			
	2007-08	2008-09	2009-10
<b>ACCESS</b>			
Post Offices (Number)			
Total	8970	8972	8976
Urban	732	763	764
Rural	8238	8209	8212
Mukhya Dak Ghar (Number)			
Total	44	44	NA
Urban	44	44	NA
Rural	0	0	NA
Letter Boxes (Number)			
Total	28201	28215	28138
Urban	5501	5502	5442
Rural	22700	22713	22696
Post Boxes rented by public (Number)			
	6394	5354	5875
Post Bags rented by public (Number)			
	292	193	286
Post Boxes cum bags rented by public (Number)			
	1	2	30
Panchayat Sanchar Sewa Kendra (Number)			
	22	16	14
Average number of persons served by post offices (Number)			
Total	6183	6311	6399
Urban	29388	28194	33039
Rural	4121	4136	4220
Average Area served by a post office (In kilometer <sup>2</sup> )			
	21.9	21.91	21.91
<b>QUALITY</b>			
Postal Employees (Number)			
Gramin Dak Sewak	15324	15175	14582
Postal Complaints (Number)			
	51809	49178	43699
Computerised Post Offices (Number)			
	890	590	769
Modernised Post Offices (Improving Ergonomics) (Number)			
	157	157	NA
<b>UTILISATION</b>			
Mail Traffic (In thousand Numbers)			
Registered	11568	11722	12522
Unregistered	519393	600249	581907
Inland Money Order (In lakh Numbers)			
	27.88	25.1	19.99

2010-11		2011-12	
8983	768	8979	764
	8215		8215
44	41	44	42
	3		2
27774	5115	27670	4974
	22659		22696
	5485		5537
	163		164
	19		13
	10		8
6482	33927	6660	35298
	4250		4283
	21.89		21.9
14549	14455	14141	14360
	38984		46775
	1260		1327
	NA		NA
	12201		11276
	567623		525668
	13.76		5.9

NA : Not Available

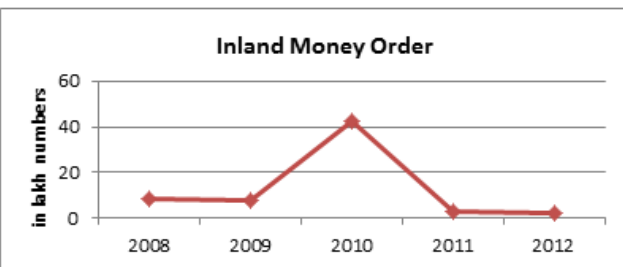
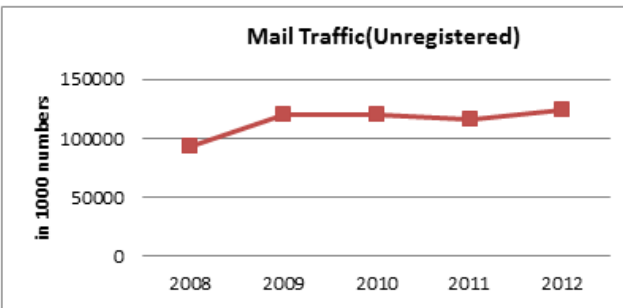
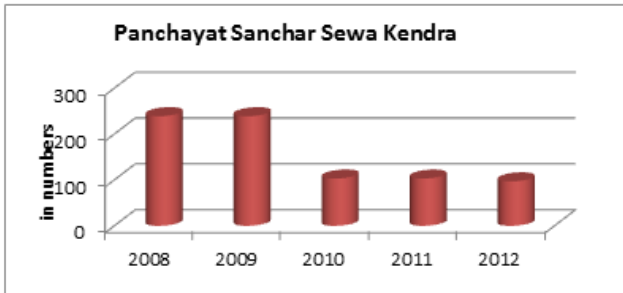
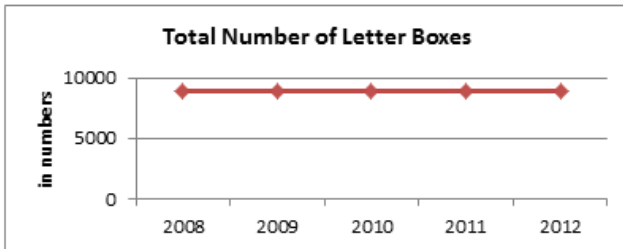
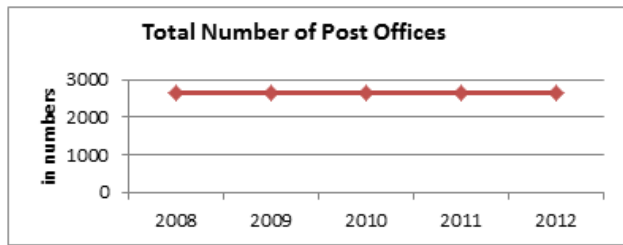


# HARYANA

POSTAL COMMUNICATION			
	2007-08	2008-09	2009-10
<b>ACCESS</b>			
Post Offices (Number)			
Total	2653	2653	2655
Urban	324	324	340
Rural	2329	2329	2315
Mukhya Dak Ghar (Number)			
Total	10	10	NA
Urban	10	10	NA
Rural	0	0	NA
Letter Boxes (Number)			
Total	8941	8948	8949
Urban	1939	1945	1945
Rural	7002	7003	7004
Post Boxes rented by public (Number)	1409	249	336
Post Bags rented by public (Number)	4	29	24
Post Boxes cum bags rented by public (Number)	102	0	0
Panchayat Sanchar Sewa Kendra (Number)	239	239	103
Average number of persons served by post offices (Number)			
Total	8788	9111	9264
Urban	22472	22472	25012
Rural	6884	6884	7081
Average Area served by a post office (In square kilometer)	16.7	16.66	16.65
<b>QUALITY</b>			
Postal Employees (Number)		3820	3703
Gramin Dak Sewak	4180	4219	4111
Postal Complaints (Number)	17886	15260	14258
Computerised Post Offices (Number)	191	229	278
Modernised post offices(Improving ergonomics)(Number)	59	59	NA
<b>UTILISATION</b>			
Mail Traffic (In thousand Numbers)			
Registered	2811	2233	2040
Unregistered	93042	120288	120296
Inland Money Order (In lakh Numbers)	8.33	7.8	42.56

2010-11		2011-12	
2661	340	2664	341
	2321		2323
10	10	10	10
	0		0
8980	1975	8959	1849
	7005		7110
	1255		1256
	2		22
354		307	
103		97	
9402	25947	9705	26918
	7122		7180
	16.61		16.6
3761	4038	3769	3990
15265		15103	
454		489	
NA		NA	
2049		2150	
116368		123725	
2.93		2.27	

NA : Not Available



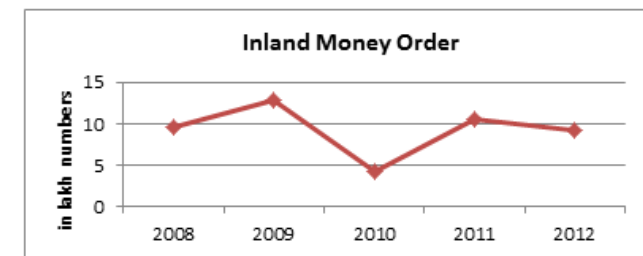
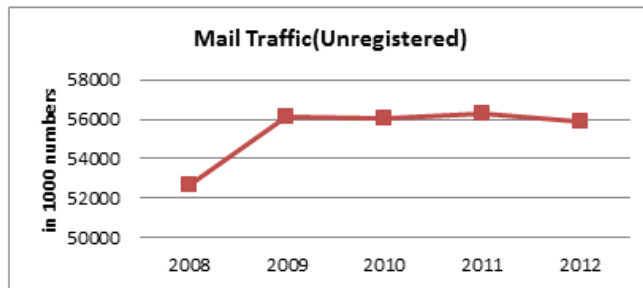
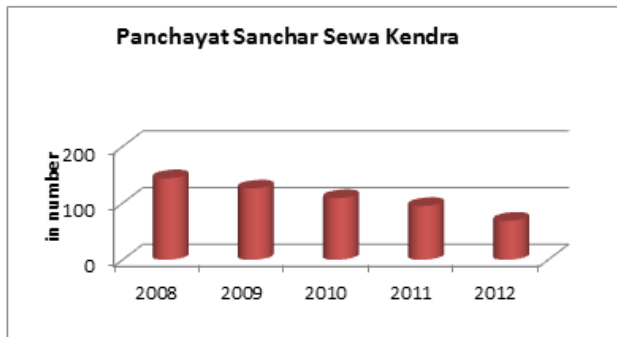
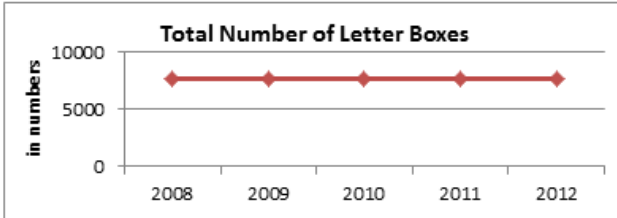
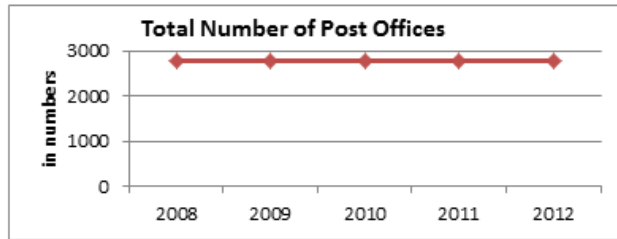


# HIMACHAL PRADESH

POSTAL COMMUNICATION			
	2007-08	2008-09	2009-10
<b>ACCESS</b>			
Post Offices (Number)			
Total	2777	2777	2777
Urban	119	119	119
Rural	2658	2658	2658
Mukhya Dak Ghar (Number)			
Total	0	0	NA
Urban	0	0	NA
Rural	0	0	NA
Letter Boxes (Number)			
Total	7640	7640	7628
Urban	763	761	759
Rural	6877	6879	6869
Post Boxes rented by public (Number)	379	249	336
Post Bags rented by public (Number)	24	29	24
Post Boxes cum bags rented by public (Number)	2	0	0
Panchayat Sanchar Sewa Kendra (Number)	144	126	109
Average number of persons served by post offices (Number)			
Total	2324	2375	2399
Urban	5647	5647	5706
Rural	2176	2176	2293
Average Area served by a post office (In square kilometer)	20.1	20.05	20.05
<b>QUALITY</b>			
Postal Employees (Number)		2367	2352
Gramin Dak Sewak	6326	6304	6270
Postal Complaints (Number)	4346	6402	7548
Computerised Post Offices (Number)	166	128	264
Modernised Post Offices (Improving Egronomics) (Number)	72	72	NA
<b>UTILISATION</b>			
Mail Traffic (In thousand Numbers)			
Registered	1956	2098	1881
Unregistered	52661	56160	56076
Inland Money Order (In lakh Numbers)	9.53	12.81	4.31

2010-11		2011-12	
2777		2778	
	119		119
	2658		2659
0		0	
	0		0
	0		0
7629		7628	
	760		758
	6869		6870
307		301	
19		18	
0		0	
95		69	
2423		2468	
	5790		5882
	2321		2349
20.05		20.04	
2350		2339	
	6222		6360
	8946		8757
	462		462
NA		NA	
1654		1810	
	56302		55884
	10.53		9.14

NA : Not Available

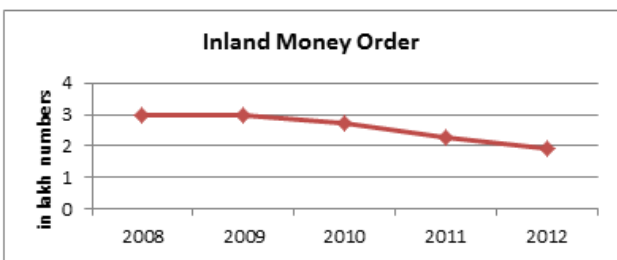
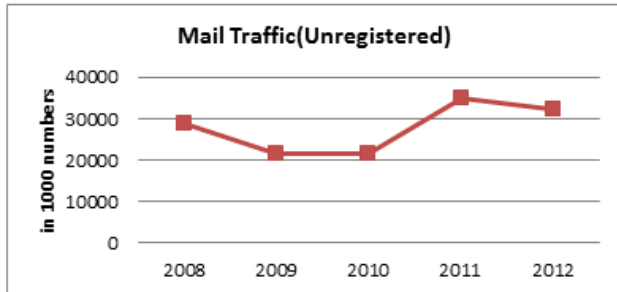
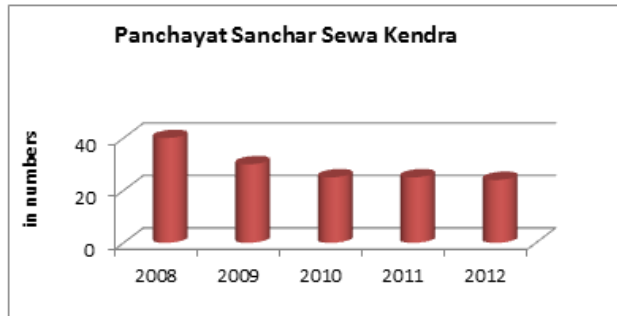
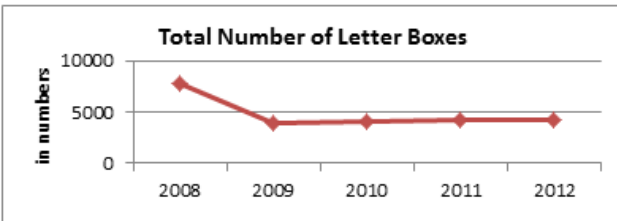
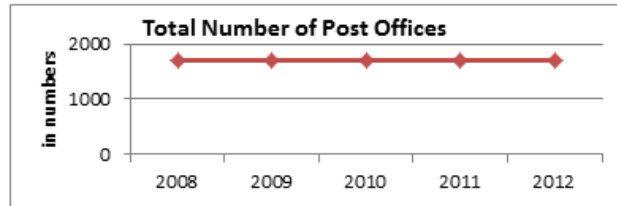


# JAMMU & KASHMIR

POSTAL COMMUNICATION			
	2007-08	2008-09	2009-10
<b>ACCESS</b>			
Post Offices (Number)			
Total	1691	1691	1693
Urban	227	209	231
Rural	1464	1482	1462
Mukhya Dak Ghar (Number)			
Total	11	11	NA
Urban	11	11	NA
Rural	0	0	NA
Letter Boxes (Number)			
Total	7742	3886	4039
Urban	658	654	644
Rural	7084	3232	3395
Post Boxes rented by public (Number)	1722	1842	1842
Post Bags rented by public (Number)	66	101	101
Post Boxes cum bags rented by public (Number)	0	0	0
Panchayat Sanchar Sewa Kendra (Number)	40	30	25
Average number of persons served by post offices (Number)			
Total	6470	6657	6742
Urban	12436	13507	14338
Rural	5545	5478	6137
Average Area served by a post office (In square kilometer)	131.4	131.43	131.27
<b>QUALITY</b>			
Postal Employees (Number)		1757	1757
Gramin Dak Sewak	2698	2571	2363
Postal Complaints (Number)	4409	4346	6763
Computerised Post Offices (Number)	116	116	129
Modernised Post Offices (Improving Ergonomics) (Number)	39	39	NA
<b>UTILISATION</b>			
Mail Traffic (In thousand Numbers)			
Registered	1018	764	908
Unregistered	28986	21412	21498
Inland Money Order (In lakh Numbers)	3	2.98	2.71

2010-11		2011-12	
1693		1695	
	214		200
	1479		1495
11		11	
	11		11
	0		0
4308		4275	
	657		654
	3651		3621
	1776		880
	97		97
	0		0
	25		24
6833		7000	
	15953		17645
	6176		6229
	131.27		131.11
1521		1544	
	2654		2626
	6661		7015
	218		252
	NA		NA
	889		902
	34931		32226
	2.3		1.9

NA : Not Available

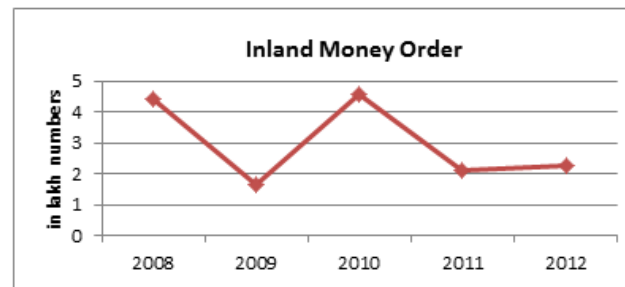
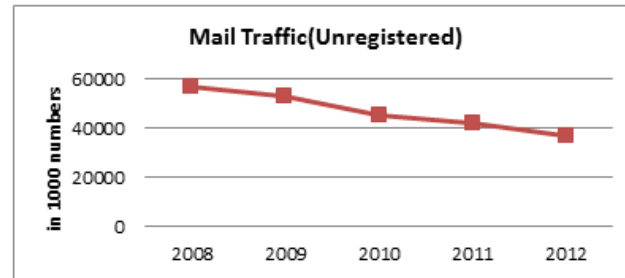
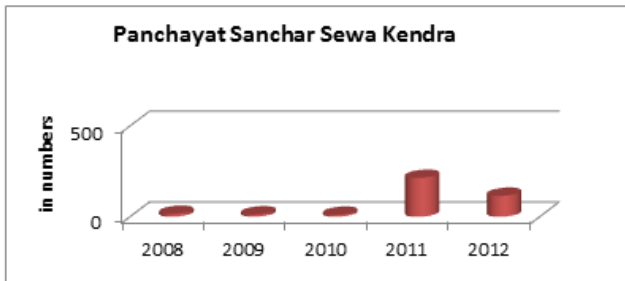
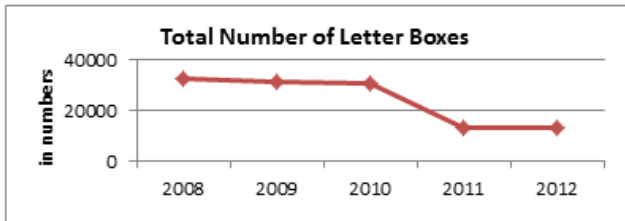
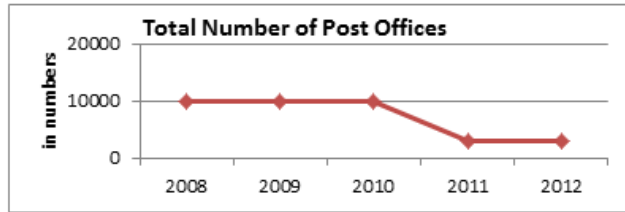


# JHARKHAND

POSTAL COMMUNICATION			
	2007-08	2008-09	2009-10
<b>ACCESS</b>			
Post Offices (Number)			
Total	9826	9822	9814
Urban	1257	1265	1233
Rural	8569	8557	8581
Mukhya Dak Ghar (Number)			
Total	42	42	NA
Urban	42	42	NA
Rural	0	0	NA
Letter Boxes (Number)			
Total	32774	31525	31068
Urban	7057	6490	6765
Rural	25717	25035	24303
Post Boxes rented by public (Number)			
	702	6574	6553
Post Bags rented by public (Number)			
	304	205	162
Post Boxes cum bags rented by public (Number)			
	0	101	127
Panchayat Sanchar Sewa Kendra (Number)			
	16	13	11
Average number of persons served by post offices (Number)			
Total	5725	3073	3119
Urban	15920	15820	18609
Rural	4230	4236	4347
Average Area served by a post office (In square kilometer)			
	23.9	25.79	25.76
<b>QUALITY</b>			
Postal Employees (Number)			
Gramin Dak Sewak	3050	2970	2974
	6099	6044	6180
Postal Complaints (Number)			
	5165	3870	4115
Computerised Post Offices (Number)			
	133	135	188
Modernised Post Offices (Improving Egronomics) (Number)			
	35	35	NA
<b>UTILISATION</b>			
Mail Traffic (In thousand Numbers)			
Registered	3279	2812	3019
Unregistered	56517	53015	45066
Inland Money Order (In lakh Numbers)			
	4.42	1.65	4.58

2010-11		2011-12	
3095		3095	
	267		268
	2828		2827
0	0	13	13
	0		0
13073		13073	
	1273		1273
	11800		11800
	491		491
	3		3
	0		0
	214		115
10029		10308	
	29697		30496
	8853		9028
	25.76		25.76
2886		2803	
	5663		5967
	3232		3204
	419		443
	NA		NA
	2923		2601
	41618		36611
	2.11		2.26

NA : Not Available

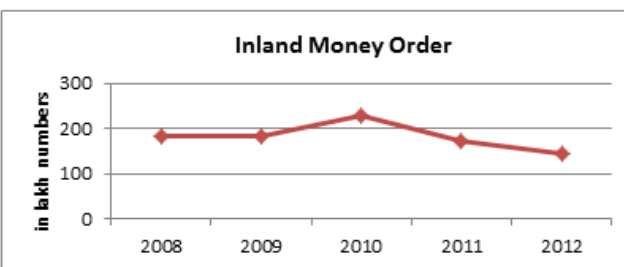
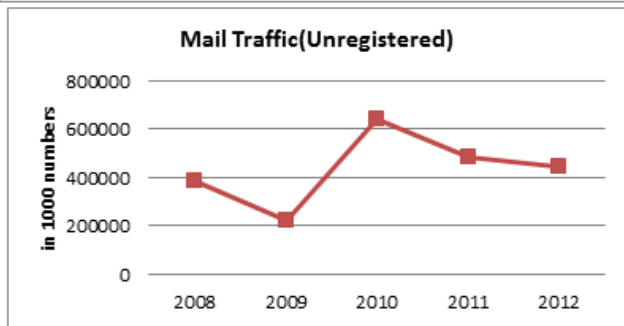
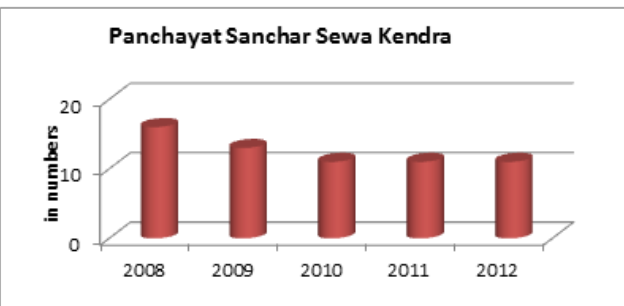
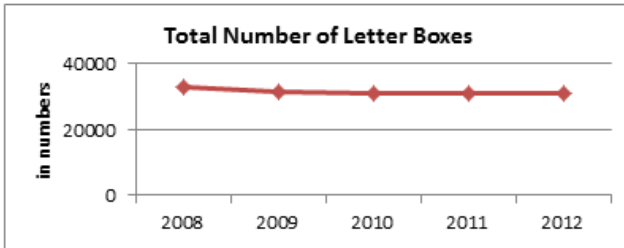
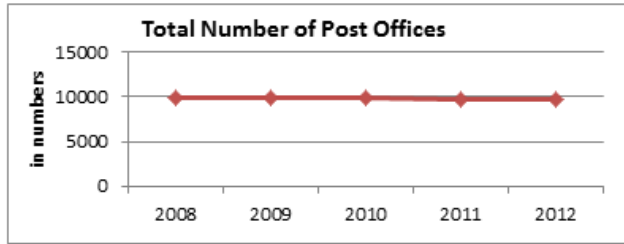


# KARNATAKA

POSTAL COMMUNICATION			
	2007-08	2008-09	2009-10
<b>ACCESS</b>			
Post Offices (Number)			
Total	9826	9822	9814
Urban	1257	1265	1233
Rural	8569	8557	8581
Mukhya Dak Ghar (Number)			
Total	42	42	NA
Urban	42	42	NA
Rural	0	0	NA
Letter Boxes (Number)			
Total	32774	31525	31068
Urban	7057	6490	6765
Rural	25717	25035	24303
Post Boxes rented by public (Number)	702	6574	6553
Post Bags rented by public (Number)	304	205	162
Post Boxes cum bags rented by public (Number)	0	101	127
Panchayat Sanchar Sewa Kendra (Number)	16	13	11
Average number of persons served by post offices (Number)			
Total	5725	5859	5928
Urban	15920	15820	18609
Rural	4230	4236	4347
Average Area served by a post office (In square kilometer)	19.5	19.53	19.54
<b>QUALITY</b>			
Postal Employees (Number)	13166	13108	13077
Gramin Dak Sewak	14519	14194	14727
Postal Complaints (Number)	75834	79917	72961
Computerised Post Offices (Number)	565	565	816
Modernised Post Offices (Improving Ergonomics) (Number)	127	127	NA
<b>UTILISATION</b>			
Mail Traffic (In thousand Numbers)			
Registered	8629	8213	9502
Unregistered	387769	225053	643479
Inland Money Order (In lakh Numbers)	184.13	184.07	229.75

2010-11		2011-12	
9772	1191	9703	1105
	8581		8598
43	43	43	43
	0		0
31171	6086	31129	6034
	25085		25095
5887		5905	
220		131	
109		91	
11		11	
6018	19797	6186	21976
	4376		4399
	19.63		19.77
13635	14682	13469	14975
	66786		53806
	1679		1683
NA		NA	
9609		9357	
481119		442865	
172.22		144.35	

NA : Not Available



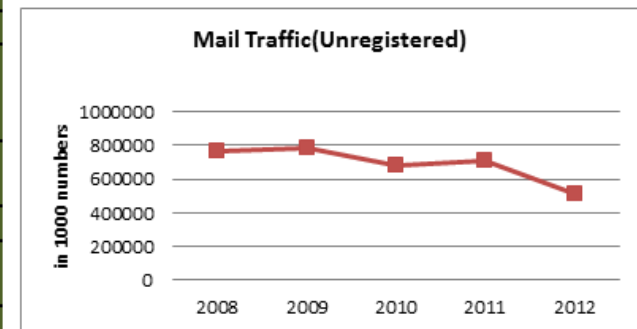
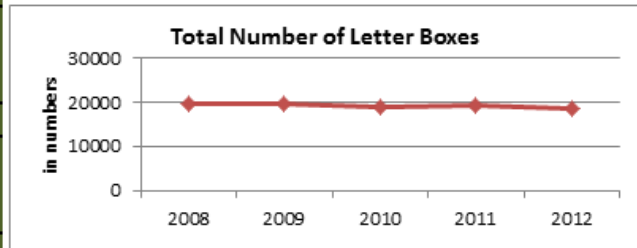
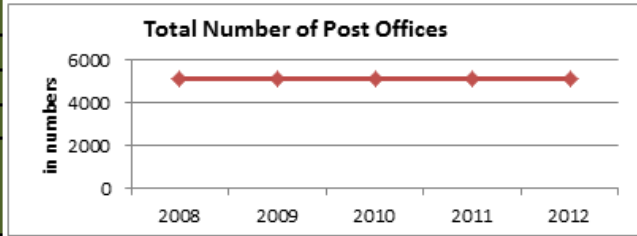


# KERALA

POSTAL COMMUNICATION			
	2007-08	2008-09	2009-10
<b>ACCESS</b>			
Post Offices (Number)			
Total	5070	5068	5070
Urban	911	868	863
Rural	4159	4200	4207
Mukhya Dak Ghar (Number)			
Total	91	91	NA
Urban	40	40	NA
Rural	51	51	NA
Letter Boxes (Number)			
Total	19712	19701	18851
Urban	5227	5220	4365
Rural	14485	14481	14486
Post Boxes rented by public (Number)	6911	6448	6151
Post Bags rented by public (Number)	927	868	733
Post Boxes cum bags rented by public (Number)	197	220	179
Panchayat Sanchar Sewa Kendra (Number)	0	0	0
Average number of persons served by post offices (Number)			
Total	6575	6670	6719
Urban	9432	9946	17344
Rural	5950	5891	4356
Average Area served by a post office (In square kilometer)	7.7	7.68	7.67
<b>QUALITY</b>			
Postal Employees (Number)	10711	10233	10233
Gramin Dak Sewak	11829	12095	12095
Postal Complaints (Number)	26039	26213	26957
Computerised Post Offices (Number)	667	667	1070
Modernised Post Offices (Improving Egronomics) (Number)	112	112	NA
<b>UTILISATION</b>			
Mail Traffic (In thousand Numbers)			
Registered	13394	12921	13716
Unregistered	766921	781919	681691
Inland Money Order (In lakh Numbers)	87.32	52.19	45.14

2010-11		2011-12	
5067	966	5068	852
	4101		4216
91	39	91	42
	52		49
19179	4333	18515	4358
	14846		14157
	6151		6457
	733		455
	179		186
	0		0
6773	16545	6867	20141
	4260		3905
	7.68		7.67
10530	11120	10731	11715
	24021		24387
	1435		1508
	NA		NA
	13519		11509
	710419		509208
	22.23		11.41

NA : Not Available



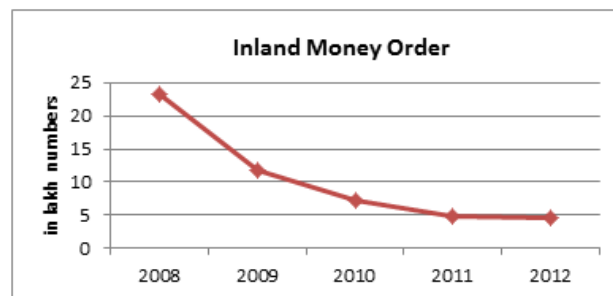
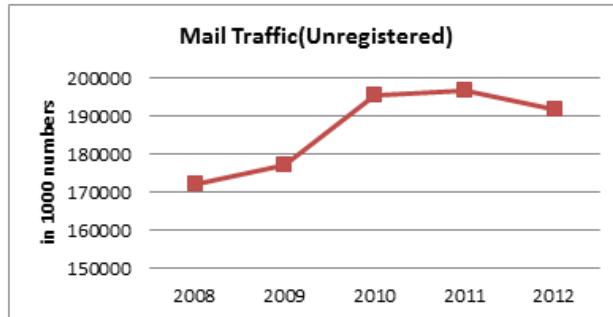
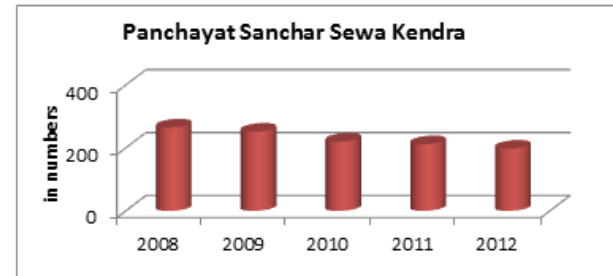
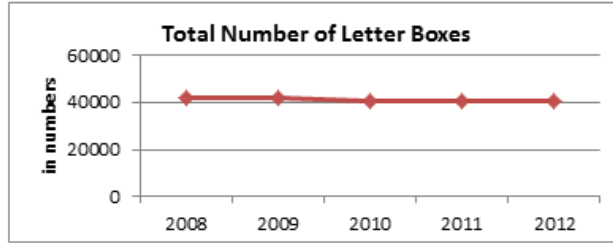
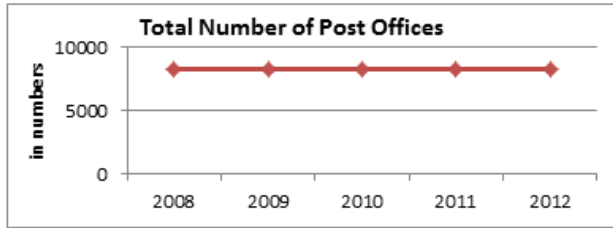
# MADHYA PRADESH

## POSTAL COMMUNICATION

	2007-08	2008-09	2009-10
<b>ACCESS</b>			
Post Offices (Number)			
Total	8323	8322	8316
Urban	860	864	860
Rural	7463	7458	7456
Mukhya Dak Ghar (Number)			
Total	22	22	NA
Urban	22	22	NA
Rural	0	0	NA
Letter Boxes (Number)			
Total	42008	42008	40750
Urban	5148	5148	4952
Rural	36860	36860	35798
Post Boxes rented by public (Number)	1213	1213	1213
Post Bags rented by public (Number)	150	150	150
Post Boxes cum bags rented by public (Number)	7	7	7
Panchayat Sanchar Sewa Kendra (Number)	265	252	220
Average number of persons served by post offices (Number)			
Total	7977	8260	8405
Urban	20894	20797	22799
Rural	6488	6492	6929
Average Area served by a post office (In square kilometer)	37	37.04	37.07
<b>QUALITY</b>			
Postal Employees (Number)	7755	7439	7100
Gramin Dak Sewak	14262	13926	13663
Postal Complaints (Number)	33326	34221	33806
Computerised Post Offices (Number)	331	353	476
Modernised Post Offices (Improving Egronomics) (Number)	126	126	NA
<b>UTILISATION</b>			
Mail Traffic (In thousand Numbers)			
Registered	4584	4292	4135
Unregistered	171924	176919	195423
Inland Money Order (In lakh Numbers)	23.26	11.71	7.11

2010-11		2011-12	
8310	853	8314	848
	7457		7466
21	21	21	21
	0		0
40750	4952	40836	5101
	35798		35735
	1085		1125
	201		194
	7		7
	212		198
8550	23517	8822	24248
	7045		7166
	37.09		37.08
7172	13346	7342	12993
	34969		35719
	1056		1069
NA		NA	
	4102		4180
	196784		191761
	4.74		4.56

NA : Not Available

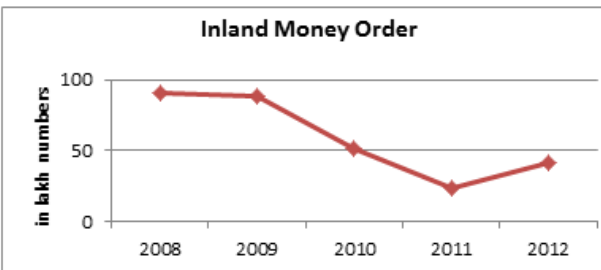
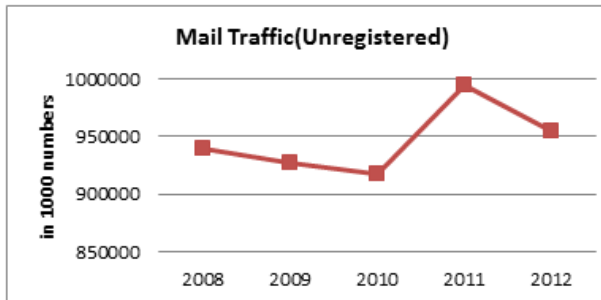
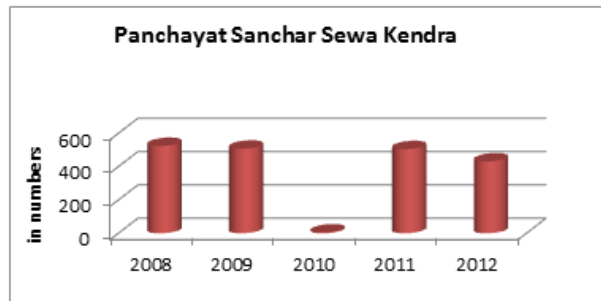
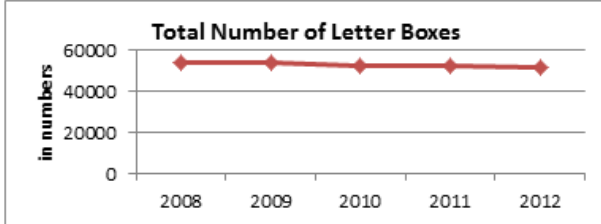
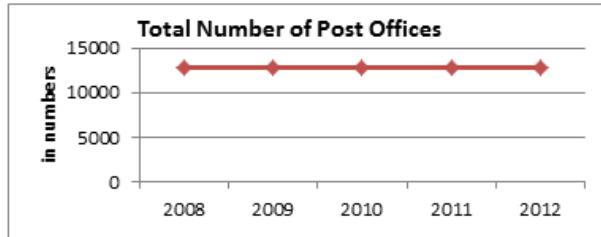


# MAHARASHTRA

POSTAL COMMUNICATION			
	2007-08	2008-09	2009-10
<b>ACCESS</b>			
Post Offices (Number)			
Total	12853	12850	12853
Urban	1338	1324	1329
Rural	11515	11526	11524
Mukhya Dak Ghar (Number)			
Total	55	55	NA
Urban	51	51	NA
Rural	4	4	NA
Letter Boxes (Number)			
Total	54348	54002	52745
Urban	10766	10719	10073
Rural	43582	43282	42672
Post Boxes rented by public (Number)	11599	10899	10930
Post Bags rented by public (Number)	502	538	360
Post Boxes cum bags rented by public (Number)	54	58	59
Panchayat Sanchar Sewa Kendra (Number)	524	508	5
Average number of persons served by post offices (Number)			
Total	8270.13	8402	8524
Urban	35324.36	35698	38103
Rural	5126.53	5122	5339
Average Area served by a post office (In square kilometer)	24.2	24.23	24.23
<b>QUALITY</b>			
Postal Employees (Number)	29635	27163	27820
Gramin Dak Sewak	20751	19887	19871
Postal Complaints (Number)	122211	107086	111986
Computerised Post Offices (Number)	1040	1040	1222
Modernised Post Offices (Improving Egronomics) (Number)	241	241	NA
<b>UTILISATION</b>			
Mail Traffic (In thousand Numbers)			
Registered	23511	19942	20046
Unregistered	939747	926293	917408
Inland Money Order (In lakh Numbers)	90.55	88.58	51.42

2215

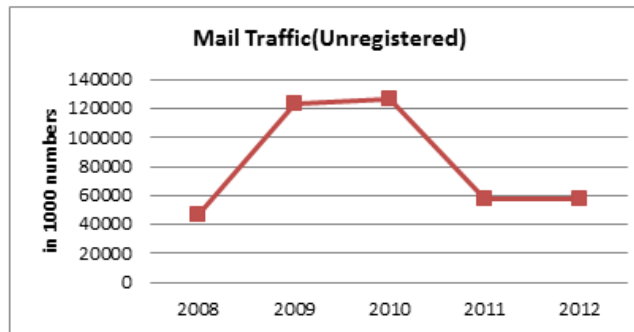
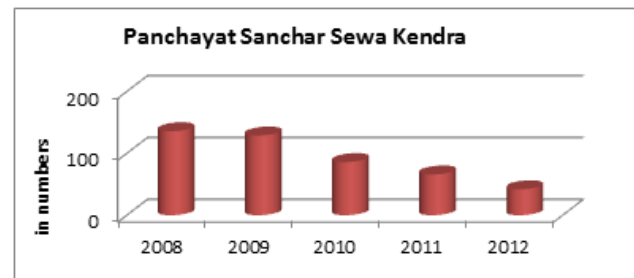
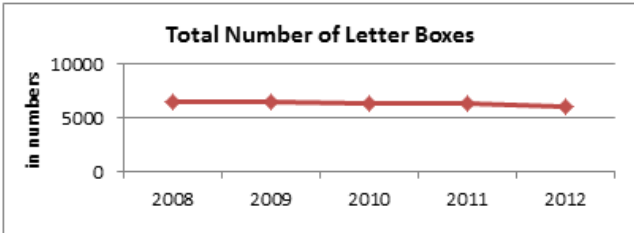
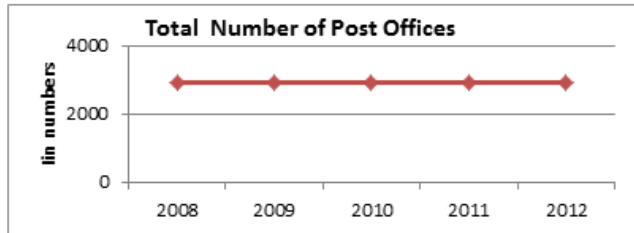
	2010-11	2011-12
	12860	12858
	1322	1315
	11538	11543
	56	56
	53	53
	3	3
	52552	51305
	9892	8657
	42660	42648
	10468	9628
	358	322
	58	29
	505	431
	8641	8880
	39132	40264
	5382	5433
	24.22	24.22
	28241	28009
	19910	20203
	117379	144744
	2077	
	NA	NA
	19320	21025
	993710	954762
	23.96	41.36
	NA : Not Available	



# NORTH EAST

POSTAL COMMUNICATION			
	2007-08	2008-09	2009-10
<b>ACCESS</b>			
Post Offices (Number)			
Total	2934	2934	2935
Urban	202	236	237
Rural	2732	2698	2698
Mukhya Dak Ghar (Number)			
Total	16	16	NA
Urban	16	16	NA
Rural	0	0	NA
Letter Boxes (Number)			
Total	6452	6483	6370
Urban	774	830	802
Rural	5678	5653	5568
Post Boxes rented by public (Number)			
	2405	2204	2099
Post Bags rented by public (Number)			
	86	87	87
Post Boxes cum bags rented by public (Number)			
	16	251	16
Panchayat Sanchar Sewa Kendra (Number)			
	136	129	86
Average number of persons served by post offices (Number)			
Total	4232.79	15685	19193
Urban	14202.97	12144	15519
Rural	3495.61	3541	3674
Average Area served by a post office (In square kilometer)			
	60.1	60.21	60.19
<b>QUALITY</b>			
Postal Employees (Number)			
Gramin Dak Sewak	2021	1976	1838
	7078	7009	6987
Postal Complaints (Number)			
	10065	6481	5382
Computerised Post Offices (Number)			
	295	295	295
Modernised Post Offices (Improving Egronomics) (Number)			
	85	85	NA
<b>UTILISATION</b>			
Mail Traffic (In thousand Numbers)			
Registered	1985	1816	1816
Unregistered	46273	123037	127160
Inland Money Order (In lakh Numbers)			
	9.54	11.01	5.87

2010-11		2011-12	
2932	217	2912	272
	2715		2640
16	16	16	13
	0		3
6323	773	6017	870
	5550		5147
	2383		3466
	86		12
	16		0
	66		42
21313	17636	15205	14695
	3677		3810
	60.25		60.66
1972	7372	2010	6713
	4587		11530
	365		378
NA		NA	
2021	57246	1525	58049
	3.22		3.91
NA : Not Available			



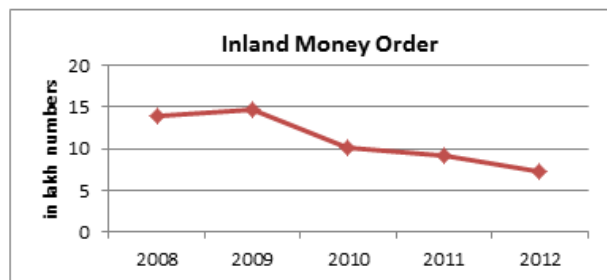
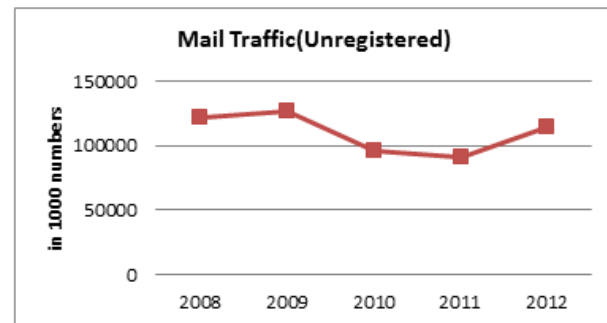
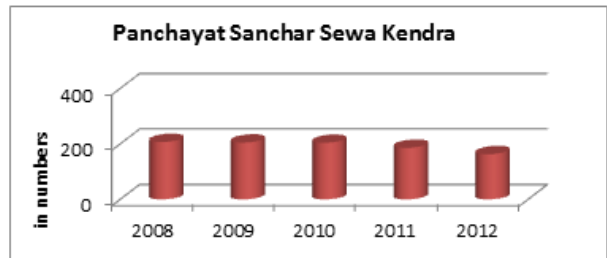
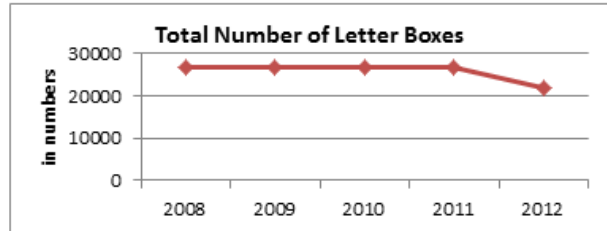
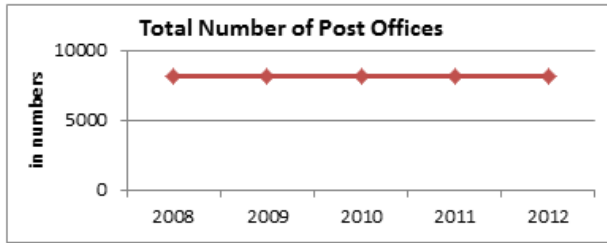


# ODISHA

POSTAL COMMUNICATION				
		2007-08	2008-09	2009-10
<b>ACCESS</b>				
Post Offices (Number)				
Total		8162	8162	8161
	Urban	579	577	563
	Rural	7583	7585	7598
Mukhya Dak Ghar (Number)				
Total		35	35	NA
	Urban	34	34	NA
	Rural	1	1	NA
Letter Boxes (Number)				
Total		26764	26764	26764
	Urban	2508	2508	2508
	Rural	24256	24256	24256
Post Boxes rented by public (Number)				
		1006	501	407
Post Bags rented by public (Number)				
		98	138	130
Post Boxes cum bags rented by public (Number)				
		0	2	2
Panchayat Sanchar Sewa Kendra (Number)				
		207	205	204
Average number of persons served by post offices (Number)				
Total		4764	4858	4904
	Urban	10649	10686	12135
	Rural	4315	4314	4550
Average Area served by a post office (In square kilometer)				
		19.1	19.08	19.08
<b>QUALITY</b>				
Postal Employees (Number)				
		6339	5908	5375
	Gramin Dak Sewak	16425	15922	15693
Postal Complaints (Number)				
		13049	11646	12886
Computerised Post Offices (Number)				
		301	301	479
Modernised Post Offices (Improving Ergonomics) (Number)				
		101	101	NA
<b>UTILISATION</b>				
Mail Traffic (In thousand Numbers)				
	Registered	4101	5666	6057
	Unregistered	121264	126849	96147
Inland Money Order (In lakh Numbers)				
		14.02	14.63	10.21

2010-11		2011-12	
8161	578	8163	581
	7583		7582
35	33	35	33
	2		2
26764	2508	21997	2920
	24256		19077
	675		654
	18		24
0		0	
186		163	
4949	12104	5036	12355
	4609		4665
	19.08		19.07
5653	14709	5903	14926
11809		11930	
1185		1192	
NA		NA	
5333		4420	
91106		114270	
9.22		7.25	

NA : Not Available

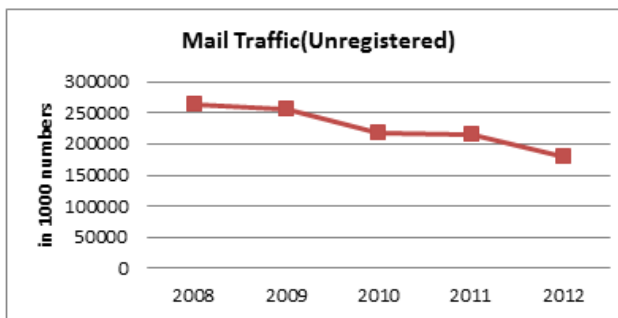
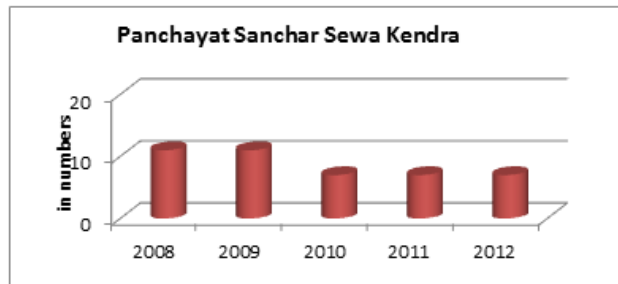
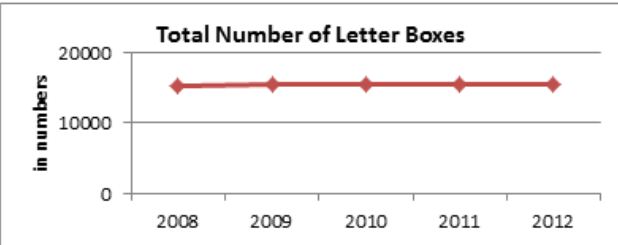
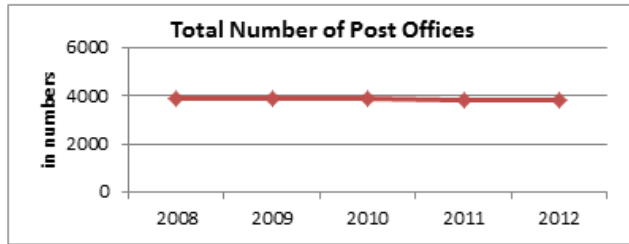


# PUNJAB

POSTAL COMMUNICATION			
	2007-08	2008-09	2009-10
<b>ACCESS</b>			
Post Offices (Number)			
Total	3911	3904	3877
Urban	493	491	471
Rural	3418	3413	3406
Mukhya Dak Ghar (Number)			
Total	6	6	NA
Urban	6	6	NA
Rural	0	0	NA
Letter Boxes (Number)			
Total	15313	15537	15508
Urban	3026	2987	2998
Rural	12287	12550	12510
Post Boxes rented by public (Number)	1486	1255	1186
Post Bags rented by public (Number)	12	33	6
Post Boxes cum bags rented by public (Number)	0	0	0
Panchayat Sanchar Sewa Kendra (Number)	11	11	7
Average number of persons served by post offices (Number)			
Total	6945	6845	6977
Urban	21154	21240	23682
Rural	4896	4903	5060
Average Area served by a post office (In square kilometer)	12.90	12.93	13.02
<b>QUALITY</b>			
Postal Employees (Number)	6592	6428	6138
Gramin Dak Sewak	6037	6091	5978
Postal Complaints (Number)	29262	31099	34590
Computerised Post Offices (Number)	269	269	443
Modernised Post Offices (Improving Ergonomics) (Number)	99	99	NA
<b>UTILISATION</b>			
Mail Traffic (In thousand Numbers)			
Registered	6016	5364	4862
Unregistered	263090	255426	218910
Inland Money Order (In lakh Numbers)	17.86	14.42	9.13

2010-11		2011-12	
3853	452	3849	446
	3401		3403
6	6	6	6
	0		0
15512	2999	15456	2942
	12513		12514
	961		956
	6		18
	0		0
	7		7
7103	25250	7270	26233
	5100		5132
	13.1		13.11
	6412		6264
	5912		5997
	31312		23125
	767		770
	NA		NA
	5099		5155
	215419		178644
	9.7		9.25

NA : Not Available

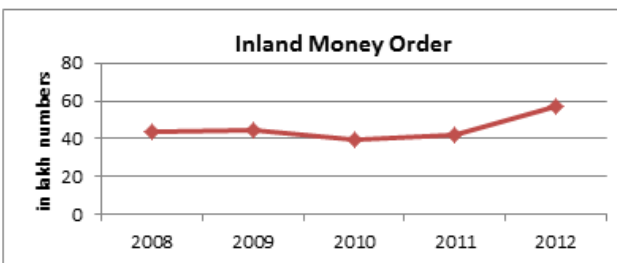
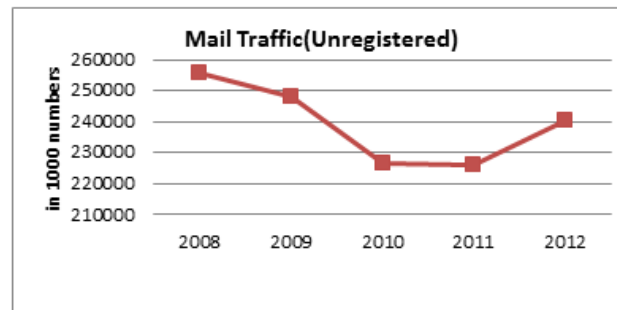
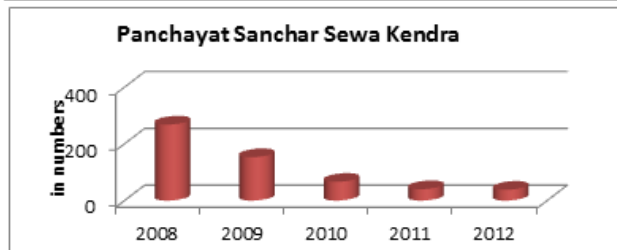
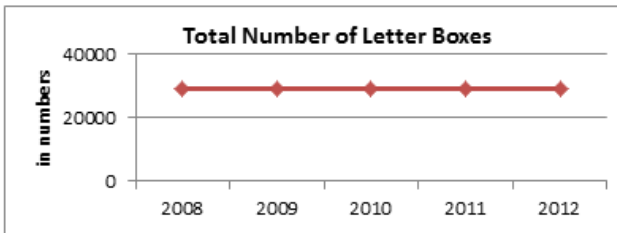
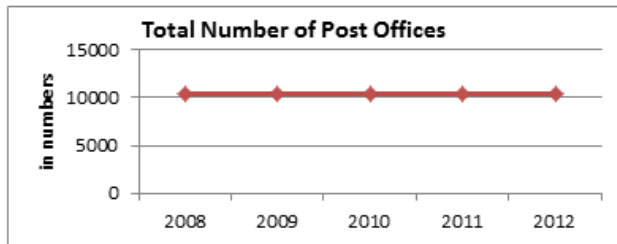


# RAJASTHAN

POSTAL COMMUNICATION			
	2007-08	2008-09	2009-10
<b>ACCESS</b>			
Post Offices (Number)			
Total	10318	10316	10313
Urban	674	674	674
Rural	9644	9642	9639
Mukhya Dak Ghar (Number)			
Total	12	12	NA
Urban	12	12	NA
Rural	0	0	NA
Letter Boxes (Number)			
Total	29199	29164	29097
Urban	4630	4566	4507
Rural	24569	24598	24590
Post Boxes rented by public (Number)			
	2135	2210	1895
Post Bags rented by public (Number)			
	47	42	43
Post Boxes cum bags rented by public (Number)			
	2	1	0
Panchayat Sanchar Sewa Kendra (Number)			
	268	153	66
Average number of persons served by post offices (Number)			
Total	6036	6256	6366
Urban	21847	21847	24700
Rural	4931	4932	5255
Average Area served by a post office (In square kilometer)			
	33.20	33.18	33.19
<b>QUALITY</b>			
Postal Employees (Number)			
Gramin Dak Sewak	8596	7843	7730
	14643	14335	13345
Postal Complaints (Number)			
	24732	22563	21759
Computerised Post Offices (Number)			
	305	306	422
Modernised Post Offices (Improving Egronomics) (Number)			
	103	103	NA
<b>UTILISATION</b>			
Mail Traffic (In thousand Numbers)			
Registered	7803	7783	8436
Unregistered	255897	248085	226601
Inland Money Order (In lakh Numbers)			
	43.83	44.25	39.19

2010-11		2011-12	
10321	669	10324	666
	9652		9658
13	12	12	11
	1		1
28984	4403	28841	4315
	24581		24526
	1820		1807
	28		29
	1		2
	40		38
6467	25532	6673	26369
	5340		5438
	33.16		33.15
7806	13855	8063	13630
	20014		19397
	1273		
NA		NA	
7088	225889	8447	240387
	42.21		57.34

NA : Not Available

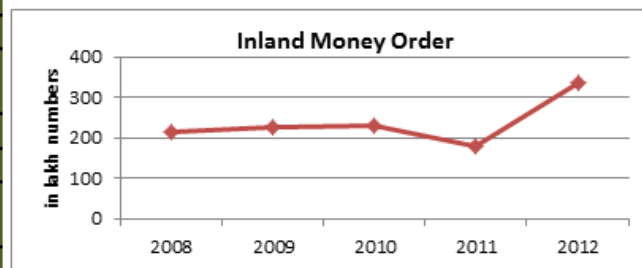
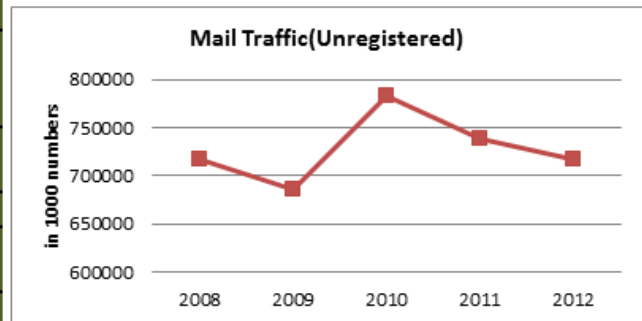
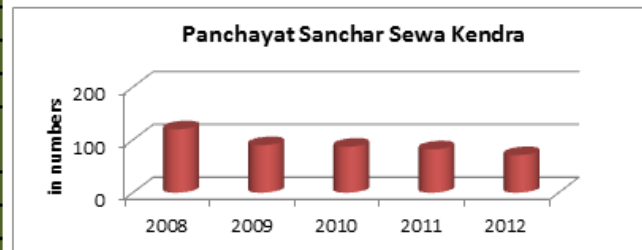
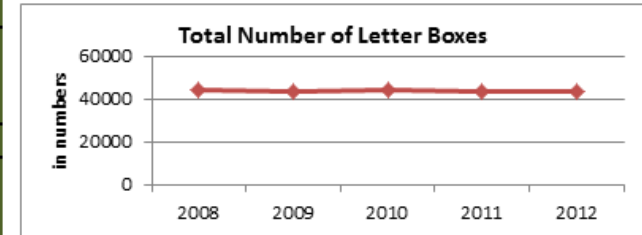
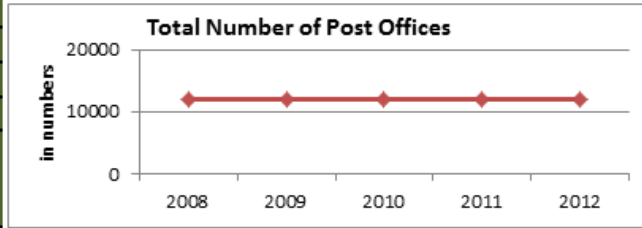


# TAMIL NADU

POSTAL COMMUNICATION			
	2007-08	2008-09	2009-10
<b>ACCESS</b>			
Post Offices (Number)			
Total	12115	12116	12111
Urban	1846	1865	1865
Rural	10269	10251	10246
Mukhya Dak Ghar (Number)			
Total	25	25	NA
Urban	24	24	NA
Rural	1	1	NA
Letter Boxes (Number)			
Total	43885	43662	43907
Urban	10764	10424	10398
Rural	33121	33238	33509
Post Boxes rented by public (Number)	7614	7336	7103
Post Bags rented by public (Number)	937	849	922
Post Boxes cum bags rented by public (Number)	856	854	100
Panchayat Sanchar Sewa Kendra (Number)	120	90	87
Average number of persons served by post offices (Number)			
Total	5467	5456	5496
Urban	17772	17570	18738
Rural	3255	3257	3647
Average Area served by a post office (In square kilometer)	10.80	10.77	10.78
<b>QUALITY</b>			
Postal Employees (Number)	22126	20638	19373
Gramin Dak Sewak	23251	23272	22273
Postal Complaints (Number)	114716	111525	121018
Computerised Post Offices (Number)	1002	1009	1450
Modernised Post Offices (Improving Egronomics) (Number)	182	182	NA
<b>UTILISATION</b>			
Mail Traffic (In thousand Numbers)			
Registered	16374	16455	18534
Unregistered	716603	686351	782971
Inland Money Order (In lakh Numbers)	212.53	228.16	230.98

2010-11		2011-12	
12065	1797	12064	1794
	10268		10270
28	25	28	25
	3		3
43441	10271	43585	10226
	33170		33359
	6696		6279
	933		849
123		384	
82		71	
5554	19922	5625	20483
	3660		3682
	10.82		10.82
20631	21903	20821	22028
	111047		113444
	2485		2548
NA		NA	
17304		16752	
738304		717801	
177.35		335.51	

NA : Not Available



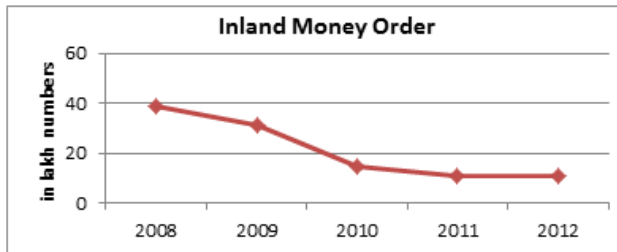
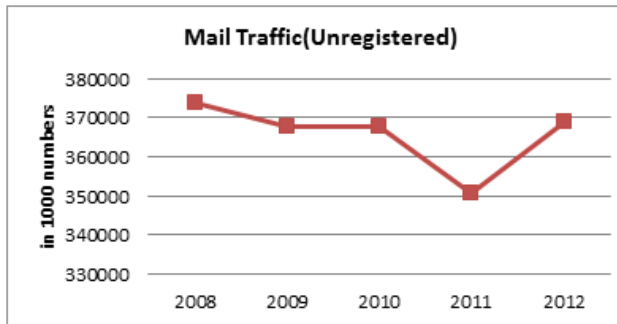
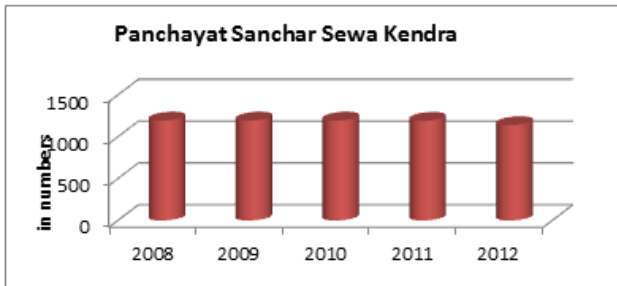
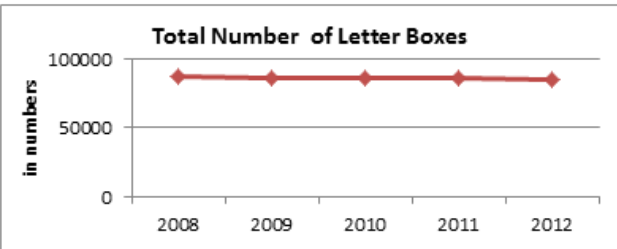
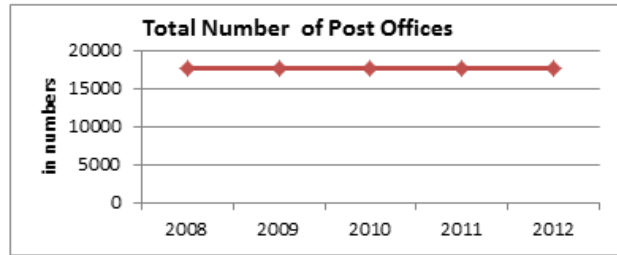


# UTTAR PRADESH

POSTAL COMMUNICATION			
ACCESS			
	2007-08	2008-09	2009-10
Post Offices (Number)			
Total	17662	17662	17666
Urban	1946	1943	1947
Rural	15716	15719	15719
Mukhya Dak Ghar (Number)			
Total	8	8	NA
Urban	8	8	NA
Rural	0	0	NA
Letter Boxes (Number)			
Total	86633	86241	86249
Urban	12053	12045	12046
Rural	74580	74196	74203
Post Boxes rented by public (Number)	2270	2270	2270
Post Bags rented by public (Number)	239	239	239
Post Boxes cum bags rented by public (Number)	27	27	27
Panchayat Sanchar Sewa Kendra (Number)	1194	1194	1194
Average number of persons served by post offices (Number)			
Total	10377	10772	10968
Urban	20116	20147	22271
Rural	9173	2691	9708
Average Area served by a post office (In square kilometer)	13.10	13.64	13.64
QUALITY			
Postal Employees (Number)	20065	20158	20158
Gramin Dak Sewak	32389	31763	31763
Postal Complaints (Number)	60587	62027	61141
Computerised Post Offices (Number)	916	921	1034
Modernised Post Offices (Improving Egronomics) (Number)	222	222	NA
UTILISATION			
Mail Traffic (In thousand Numbers)			
Registered	3713	22181	18511
Unregistered	373903	367797	367822
Inland Money Order (In lakh Numbers)	39.2	31.14	14.64

2010-11		2011-12	
17640	1909	17668	1941
	15731		15727
29	29	8	8
	0		0
86571	12064	84960	11688
	74507		73272
	2270		1621
	239		50
	27		109
	1191		1140
11183	23295	11560	23547
	9860		10038
	19.7		19.68
19097	23390	19566	31118
	60038		62835
	2338		2513
	NA		NA
	19156		20829
	350611		369127
	11.19		10.71

NA : Not Available

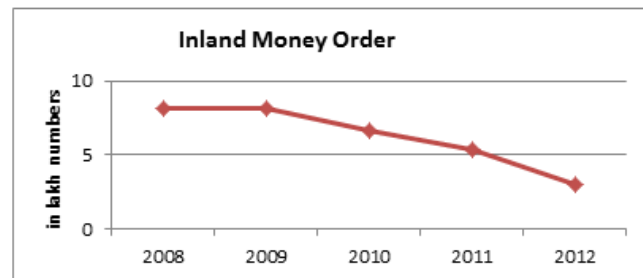
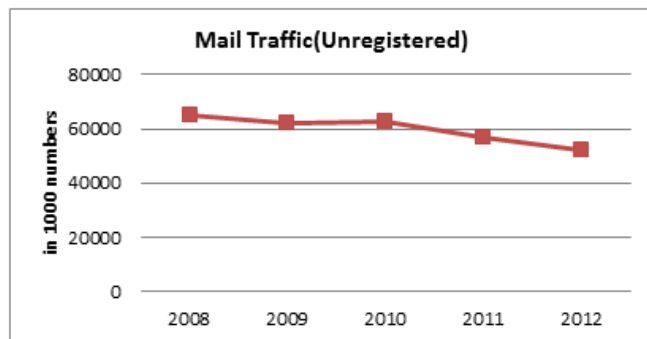
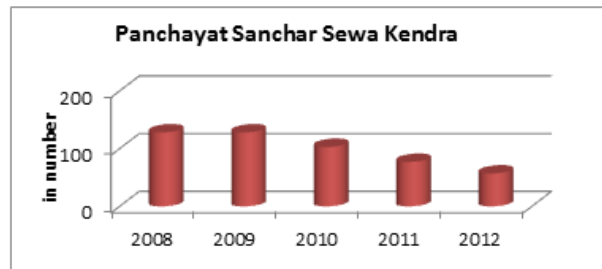
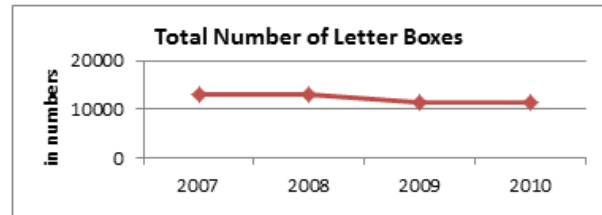
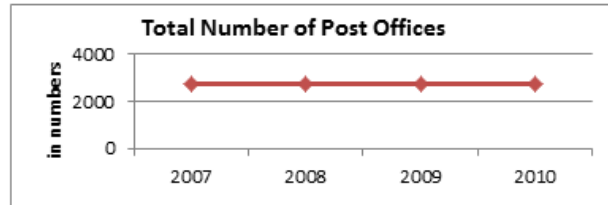


# UTTARAKHAND

POSTAL COMMUNICATION			
	2007-08	2008-09	2009-10
<b>ACCESS</b>			
Post Offices (Number)			
Total	2714	2714	2715
Urban	218	213	208
Rural	2496	2501	2507
Mukhya Dak Ghar (Number)			
Total	29	29	NA
Urban	27	27	NA
Rural	2	2	NA
Letter Boxes (Number)			
Total	13007	13007	11548
Urban	1642	1644	1642
Rural	11365	11363	9906
Post Boxes rented by public (Number)	697	749	647
Post Bags rented by public (Number)	49	23	11
Post Boxes cum bags rented by public (Number)	0	0	0
Panchayat Sanchar Sewa Kendra (Number)	128	128	103
Average number of persons served by post offices (Number)			
Total	3397	3504	3557
Urban	11413	11681	14351
Rural	2697	9170	2775
Average Area served by a post office (In square kilometer)	23.40	19.71	19.7
<b>QUALITY</b>			
Postal Employees (Number)	2433	2291	2170
Gramin Dak Sewak	6153	6150	6176
Postal Complaints (Number)	9202	10863	9429
Computerised Post Offices (Number)	145	145	193
Modernised Post Offices (Improving Egronomics) (Number)	44	44	NA
<b>UTILISATION</b>			
Mail Traffic (In thousand Numbers)			
Registered	2857	2491	2557
Unregistered	64758	62046	62423
Inland Money Order (In lakh Numbers)	8.18	8.13	6.66

2010-11		2011-12	
2715	204	2718	205
	2511		2513
8	8	29	27
	0		2
11548	1848	11551	1849
	9700		9702
	434		434
	26		26
	0		0
	77		57
3610	15152	3710	15663
	2798		2825
	13.66		13.64
2295		2341	
	6233		6143
	7677		7000
	374		383
	NA		NA
	2739		4058
	56662		52225
	5.42		3.01

NA : Not Available



# WEST BENGAL

POSTAL COMMUNICATION			
	2007-08	2008-09	2009-10
<b>ACCESS</b>			
Post Offices (Number)			
Total	9058	9057	9057
Urban	1134	1133	1133
Rural	7924	7924	7924
Mukhya Dak Ghar (Number)			
Total	38	38	NA
Urban	36	36	NA
Rural	2	2	NA
Letter Boxes (Number)			
Total	40265	40265	40214
Urban	5928	5928	5916
Rural	34337	34337	34298
Post Boxes rented by public (Number)	4465	4465	4465
Post Bags rented by public (Number)	182	182	182
Post Boxes cum bags rented by public (Number)	31	31	31
Panchayat Sanchar Sewa Kendra (Number)	13	9	7
Average number of persons served by post offices (Number)			
Total	9518	9605	9698
Urban	21404	21423	25289
Rural	7817	7817	7886
Average Area served by a post office (In square kilometer)	11.5	11.49	11.49
<b>QUALITY</b>			
Postal Employees (Number)	20034	18894	18394
Gramin Dak Sewak	18660	18838	16176
Postal Complaints (Number)	60737	52376	61119
Computerised Post Offices (Number)	778	778	942
Modernised Post Offices (Improving Egronomics) (Number)	144	144	NA
<b>UTILISATION</b>			
Mail Traffic (In thousand Numbers)			
Registered	36300	36277	36277
Unregistered	315736	244088	100528
Inland Money Order (In lakh Numbers)	45.35	67.75	41.19

2010-11		2011-12	
9061	1110	9062	1110
	7951		7952
0	0	38	31
	0		7
40265	5928	40214	5916
	34337		24298
	4465		4465
	182		182
	31		31
	7		7
9778	26506	9967	27277
	7913		7969
	11.49		11.49
18817	15109	18573	14751
	90262		89340
	1655		1714
	NA		NA
	22310		32803
	212577		240501
	26.29		18.91

NA : Not Available

