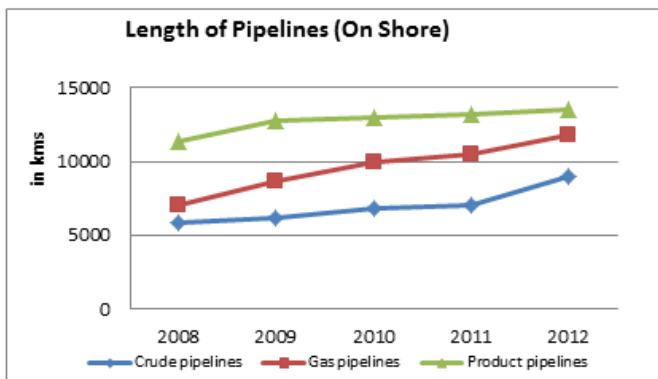
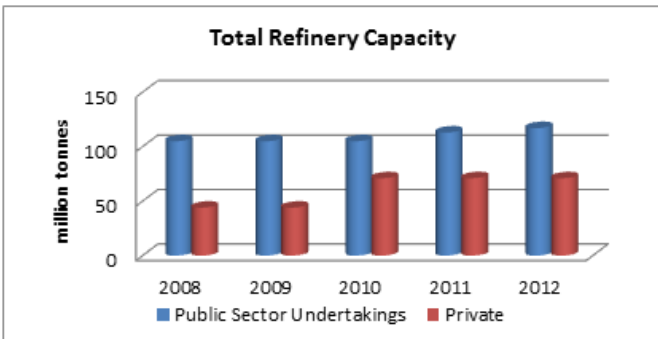
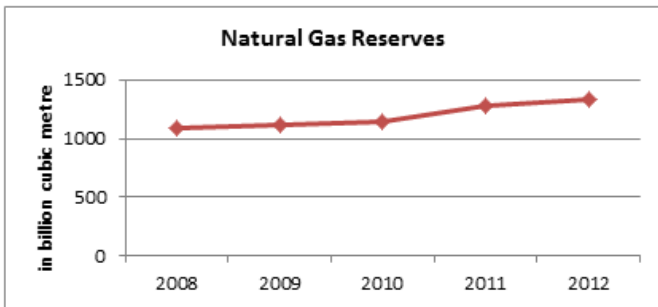
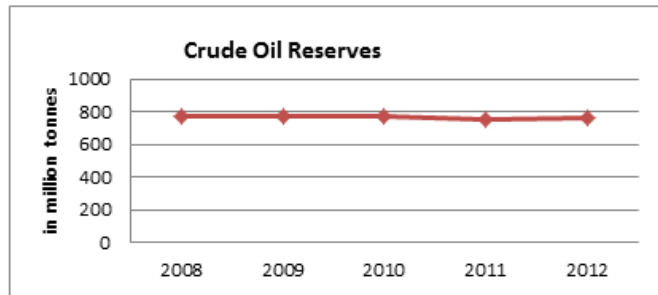


PETROLEUM & NATURAL GAS EXTRACTION

INDIA

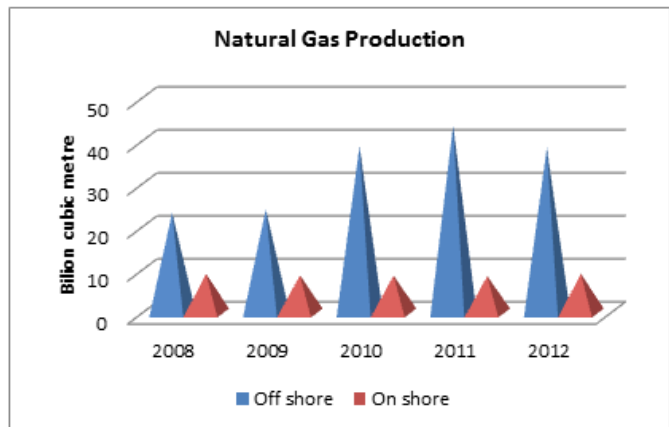
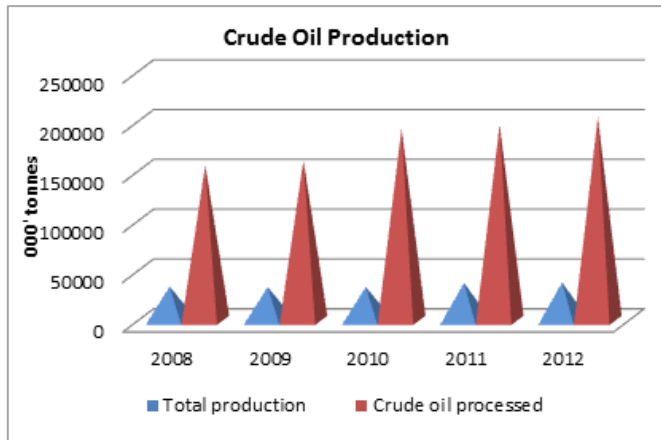
PETROLEUM AND NATURAL GAS			
	2007-08	2008-09	2009-10
ACCESS			
Crude oil reserves (Million tonnes)	770	773	775
Natural Gas Reserves (Billion Cubic Meter)	1090	1115	1149
Total Refinery Capacity (Million tonnes)	149	149	176
Public Sector Undertakings	105	105	105
Private	44	44	71
Oil Wells (Number)	5672	5863	6111
Gas Wells (Number)	860	881	901
Retail outlets (Number)	34101	35066	36462
Length of pipelines (Kilometers)			
Total	26166	29602	31921
Crude pipelines			
On shore	5790	6141	6834
Off shore	722	722	727
Gas pipelines			
On shore	7042	8606	9907
Off shore	1222	1374	1467
Product pipelines			
On shore	11391	12759	12985
Off shore	0	0	0
QUALITY			
Persons employed in petroleum industry (Number)			
Exploration and production	33935	33612	33351
Refining	30128	32745	34036
Marketing	44995	42183	41387
Pipelines	8933	4598	4563
Research and Development	1964	2076	2133
Others	20001	23759	24395
Gas Flared			
In Million Cubic Metres	938	1099	975
In Percentage	2.89	3.35	2.05

		2010-11	2011-12
		757	760
		1278	1330
		183	187
		113	117
		71	71
		6346	6674
		954	1055
		38964	42138
		32831	36494
		6977	8986
		727	727
		10448	11751
		1467	1467
		13211	13564
		0	0
		33984	34966
		31835	35768
		44535	47914
		5536	4469
		2007	1938
		23818	13936
		970	1077
		1.86	2.26



	2007-08	2008-09	2009-10
FISCAL COST & REVENUE			
Plan Outlay (Rupees in crore)	38902	48064	57501
Expenditure (Rupees in crore)	32759	56829	54816
Utilisation (Percentage)	84.21	118.24	95.33
Investment in Petroleum & Natural Gas (Rupees in crore)			
Total investment	NA	NA	NA
Public investment	NA	NA	NA
Private investment	NA	NA	NA
UTILISATION			
Crude oil production ('000 tonnes)			
Total production	34118	33508	33690
Off shore	22905	22233	21869
In PSU	18020	17801	17340
In Private	4885	4431	4529
On shore	11213	11276	11821
In PSU	11021	11033	11087
In Private	192	243	734
Crude oil processed('000 tonnes)	156103	160772	192768
In PSU	112541	112223	112117
In Private	43562	48549	80651
Percentage Capacity Utilisation			
In PSU	106.7	106.4	106.3
In Private	100.1	111.6	114.4
Natural Gas production (Billion cubic meter)			
Total production	32.42	32.85	47.50
Off shore	23.32	24.08	38.81
On shore	9.10	8.76	8.69
AFFORDIBILITY			
Consumer Prices of Natural Gas(Rs per thousand cubic metre)			
Off shore(Landfall point)and On-shore	3200	3200	3200
For North-Eastern States	1920	1920	1920
Weighted Average Crude Oil Prices(Rs/MT)			
On -Shore and Off-shore Crude	25913	29796	25530

2010-11		2011-12	
69494		74851	
60951		65828	
87.71		87.95	
NA		NA	
NA		NA	
NA		NA	
37684		38090	
21255		20063	
16973		16330	
4282		3733	
16429		18027	
11029		11233	
5400		6794	
196989		204121	
115311		120895	
81678		81179	
102.1		103.4	
115.9		115.1	
52.22		47.56	
43.65		38.48	
8.57		9.08	
7499		8387	
4499		5032	
30614		42293	
NA: Not Available			



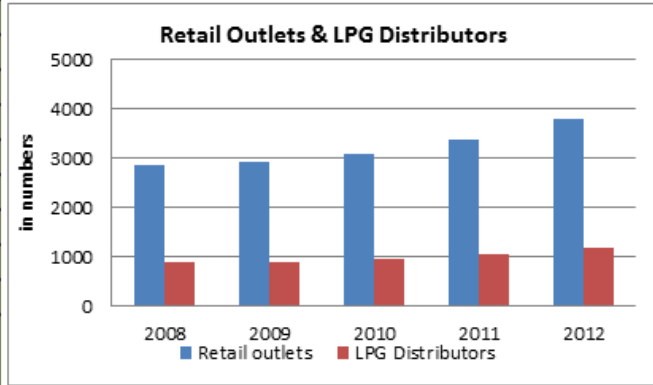
ANDHRA PRADESH

PETROLEUM AND NATURAL GAS			
	2007-08	2008-09	2009-10
ACCESS			
Crude oil reserves (Million tonnes)	4.4	4.2	3.9
Natural Gas Reserves (Billion Cubic Meter)	40.3	39.6	41.2
Retail outlets (Number)	2850	2921	3069
LPG distributors (Number)	877	880	953
Installed capacity of refineries of crude oil (1000 tonnes / annum)			
Total	7578	7566	8366
Public sector refineries	7578	7566	8366
Private refineries	0	0	0
UTILISATION			
Crude oil production (Million metric tonnes)			
Crude oil processed	9472	9239	8851
Percentage Capacity Utilisation	125.03	121.91	116.98
LPG consumers (in '000 number)	11011	11456	12736

ARUNACHAL PRADESH

PETROLEUM AND NATURAL GAS			
	2007-08	2008-09	2009-10
ACCESS			
Crude oil reserves (Million tonnes)	0	3.7	0
Natural Gas Reserves (Billion Cubic Meter)	0	1.12	0
Retail outlets (Number)	47	47	48
LPG distributors (Number)	30	30	30
UTILISATION			
LPG consumers (in '000 'Number)	123	129	146

2010-11		2011-12	
	5.2		5.6
	40.6		42.3
	3374		3794
	1051		1184
8378		8366	
8378		8366	
0		0	
	8269		8751
	98.84		104.60
	14042		15600



2010-11		2011-12	
	0		3.4
	0		2.1
	48		49
	31		32
	164		183

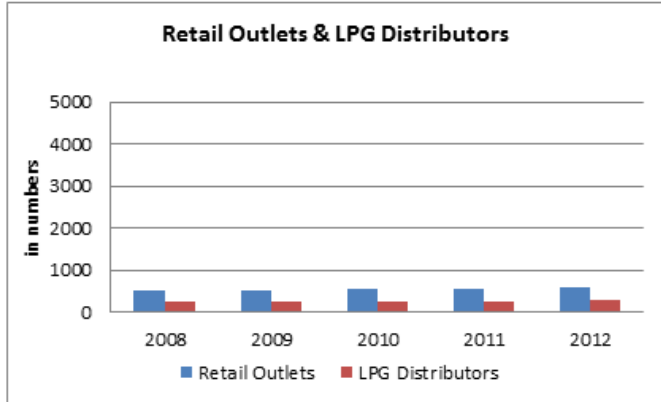
ASSAM

PETROLEUM AND NATURAL GAS			
	2007-08	2008-09	2009-10
ACCESS			
Crude oil reserves (Million tonnes)^	173.1	167.3	174.4
Natural Gas Reserves (Billion Cubic Meter)	112.3	137.5	129.2
Retail outlets (Number)	523	530	549
LPG distributors (Number)	251	251	257
Installed capacity of refineries of crude oil (1000 tonnes / annum)			
Total	7000	7000	7000
Public sector refineries	7000	7000	7000
Private refineries	-	-	-
UTILISATION			
Crude oil production (Million metric tonnes)			
Crude oil processed	6072	6113	6517
Percentage Capacity Utilisation	86.76	87.32	93.10
LPG consumers (in '000' Number)	1923	1994	2184
None, ^: Assam includes natural gas reserves of Nagaland, Tripura & Arunachal Pradesh upto 2010-11			

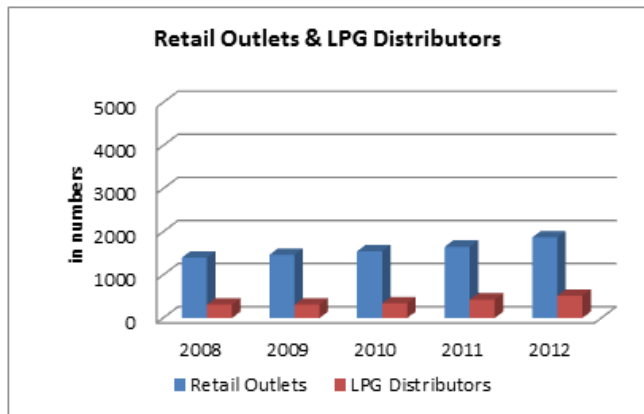
BIHAR

PETROLEUM AND NATURAL GAS			
	2007-08	2008-09	2009-10
ACCESS			
Crude oil reserves (Million tonnes)	0	0	0
Natural Gas Reserves (Billion Cubic Meter)	0	0	0
Retail outlets (Number)	1401	1466	1549
LPG distributors (Number)	309	310	337
Installed capacity of refineries of crude oil (1000 tonnes / annum)			
Total	6000	6000	6000
Public sector refineries	6000	6000	6000
Private refineries	0	0	0
UTILISATION			
Crude oil production (Million metric tonnes)			
Crude oil processed	5634	5940	6184
Percentage Capacity Utilisation	93.9	99	103.1
LPG consumers (in '000' Number)	2408	2574	2918

2010-11		2011-12	
	176.5		172.5
	127.9		139.8
	561		589
	270		284
7000	7000	7000	7000
	7000		7000
	-		-
	6032		6693
	86.17		95.61
	2275		2448



2010-11		2011-12	
	0		0
	0		0
	1653		1871
	426		516
6000	6000	6000	6000
	6000		6000
	0		0
	6207		5730
	103.50		95.5
	3287.00		3825



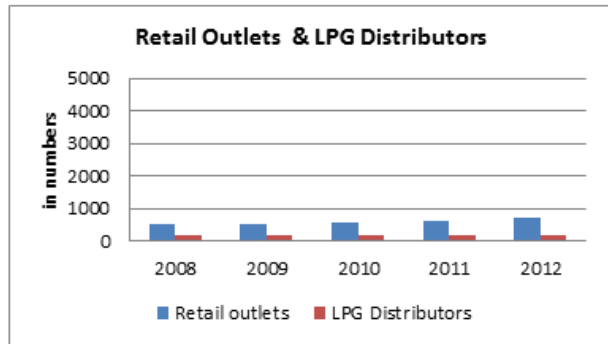
CHHATTISGARH

PETROLEUM AND NATURAL GAS			
	2007-08	2008-09	2009-10
ACCESS			
Crude oil reserves (Million tonnes)	0	0	0
Natural Gas Reserves (Billion Cubic Meter)	0	0	0
Retail outlets (Number)	498	507	546
LPG distributors (Number)	153	152	154
UTILISATION			
LPG consumers (in '000' Number)	1074	1113	1192

GOA

PETROLEUM AND NATURAL GAS			
	2007-08	2008-09	2009-10
ACCESS			
Crude oil reserves (Million tonnes)	0	0	0
Natural Gas Reserves (Billion Cubic Meter)	0	0	0
Retail outlets (Number)	91	92	96
LPG distributors (Number)	53	53	53
UTILISATION			
LPG consumers (in '000' Number)	411	426	436

2010-11	2011-12
0	0
0	0
632	731
183	192
1276	1380



2010-11	2011-12
0	0
0	0
100	105
53	53
467	490

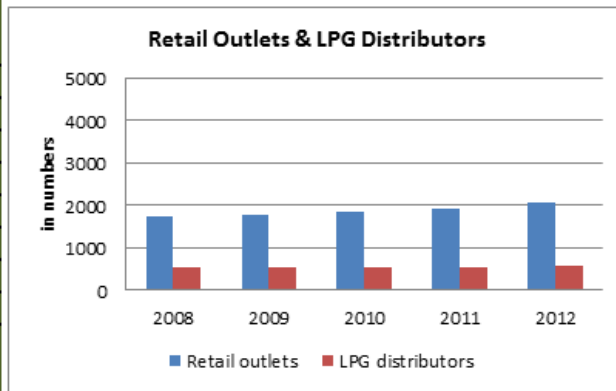
GUJARAT

PETROLEUM AND NATURAL GAS			
	2007-08	2008-09	2009-10
ACCESS			
Crude oil reserves (Million tonnes)	135.4	135.0	136.7
Natural Gas Reserves (Billion Cubic Meter)	73.8	77.2	76.6
Retail outlets (Number)	1751	1778	1837
LPG distributors (Number)	542	545	553
Installed capacity of refineries of crude oil (1000 tonnes / annum)			
Total	57200	84200	84200
Public sector refineries	13700	13700	13700
Private refineries	43500	70500	70500
UTILISATION			
Crude oil production (Million metric tonnes)			
Crude oil processed	57276	62401	93857
Percentage Capacity Utilisation	100.13	109.09	111.46
LPG consumers (in '000' Number)	5323	5650	5876

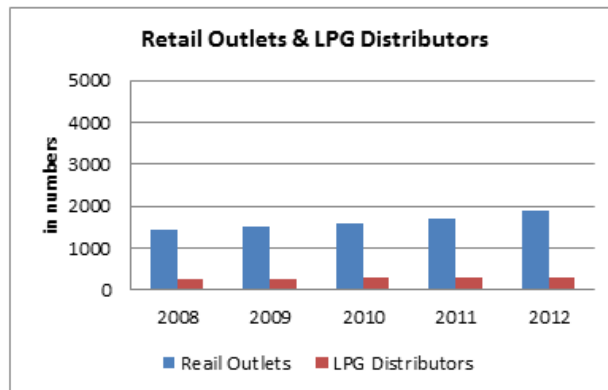
HARYANA

PETROLEUM AND NATURAL GAS			
	2007-08	2008-09	2009-10
ACCESS			
Crude oil reserves (Million tonnes)	0	0	0
Natural Gas Reserves (Billion Cubic Meter)	0	0	0
Retail outlets (Number)	1459	1531	1606
LPG distributors (Number)	277	280	291
Installed capacity of refineries of crude oil (1000 tonnes / annum)			
Total	12000	12000	12000
Public sector refineries	12000	12000	12000
Private refineries	-	-	-
UTILISATION			
Crude oil production (Million metric tonnes)			
Crude oil processed	12821	13070	13615
Percentage Capacity Utilisation	106.80	108.90	113.50
LPG consumers (in '000' Number)	3290	3425	3645

2010-11		2011-12	
	137.4		135.7
	79.0		78.2
	1926		2064
	559		570
84200		84200	
	13700		13700
	70500		70500
	95239		95432
	113.11		113.34
	6367		6811



2010-11		2011-12	
	0		0
	0		0
	1721		1884
	300		303
15000		15000	
	15000		15000
	-		-
	13661		15496
	91.07		103.30
	3905		4162



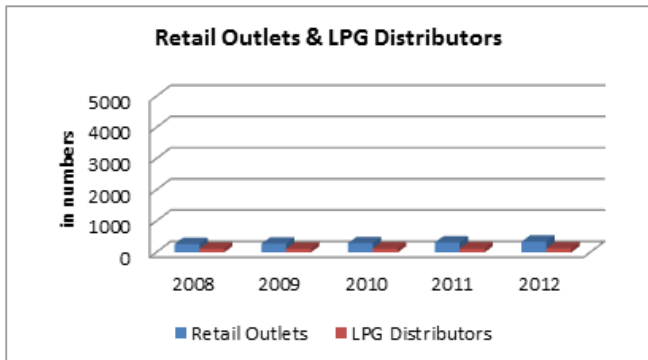
HIMACHAL PRADESH

PETROLEUM AND NATURAL GAS			
	2007-08	2008-09	2009-10
ACCESS			
Crude oil reserves (Million tonnes)	0	0	0
Natural Gas Reserves (Billion Cubic Meter)	0	0	0
Retail outlets (Number)	273	283	302
LPG distributors (Number)	119	121	126
UTILISATION			
LPG consumers (in '000' Number)	1258	1309	1370

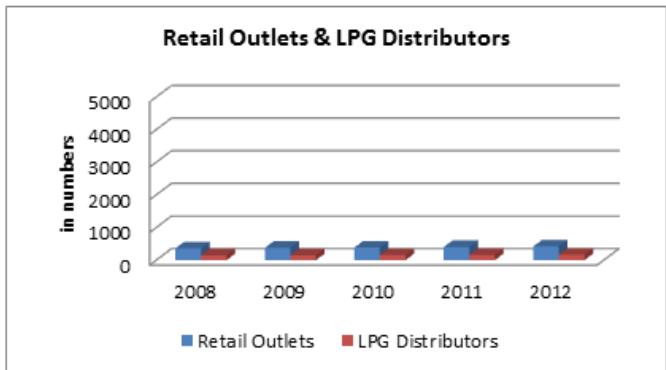
JAMMU & KASHMIR

PETROLEUM AND NATURAL GAS			
	2007-08	2008-09	2009-10
ACCESS			
Crude oil reserves (Million tonnes)	0	0	0
Natural Gas Reserves (Billion Cubic Meter)	0	0	0
Retail outlets (Number)	364	378	386
LPG distributors (Number)	152	151	156
UTILISATION			
LPG consumers (in '000' Number)	1400	1427	1497
* Provisional			

2010-11	2011-12
0	0
0	0
320	351
125	133
1422	1528



2010-11	2011-12
0	0
0	0
404	422
164	165
1580	1677



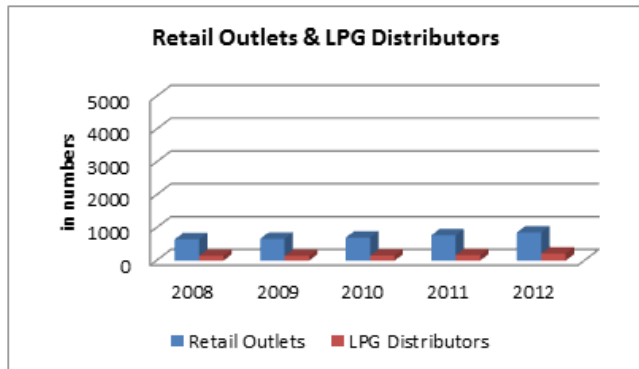
JHARKHAND

PETROLEUM AND NATURAL GAS			
	2007-08	2008-09	2009-10
ACCESS			
Crude oil reserves (Million tonnes)	0	0	0
Natural Gas Reserves (Billion Cubic Meter)	0	0	0
Retail outlets (Number)	649	666	702
LPG distributors (Number)	142	142	147
UTILISATION			
LPG consumers (in '000' Number)	1118	1173	1256

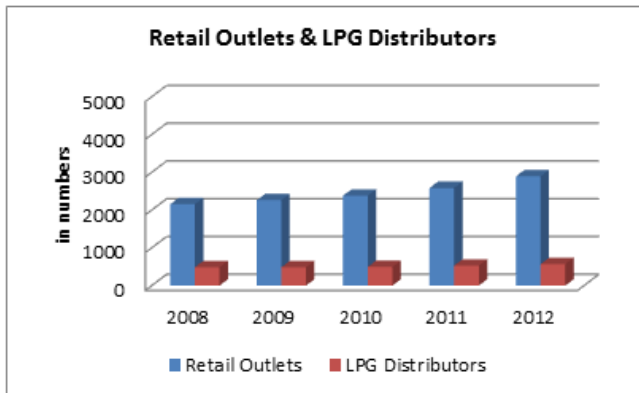
KARNATAKA

PETROLEUM AND NATURAL GAS			
	2007-08	2008-09	2009-10
ACCESS			
Crude oil reserves (Million tonnes)	0	0	0
Natural Gas Reserves (Billion Cubic Meter)	0	0	0
Retail outlets (Number)	2156	2260	2382
LPG distributors (Number)	488	484	493
Installed capacity of refineries of crude oil (1000 tonnes / annum)			
Total	9690	9690	11820
Public sector refineries	9690	9690	11820
Private refineries	0	0	0
UTILISATION			
Crude oil production (Million metric tonnes)			
Crude oil processed	12525	12577	12497
Percentage Capacity Utilisation	129.30	129.80	129.00
LPG consumers (in '000' Number)	5630	6051	6791

2010-11	2011-12
0	0
0	51.1
769	857
167	213
1345	1464



2010-11	2011-12
0	0
0	0
2585	2893
531	570
11820	15000
0	15000
11820	15000
0	0
12662	12798
107.10	85.32
7484	8126



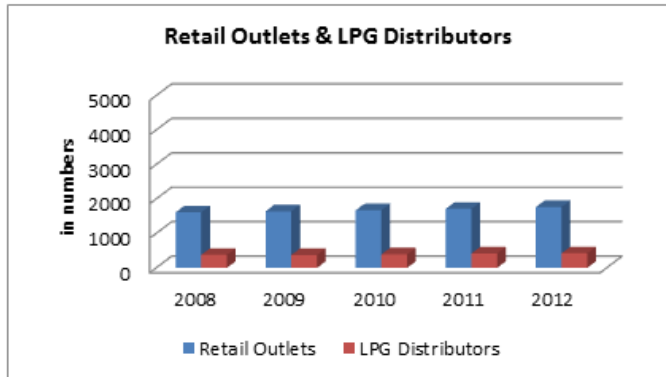
KERALA

PETROLEUM AND NATURAL GAS			
	2007-08	2008-09	2009-10
ACCESS			
Crude oil reserves (Million tonnes)	0	0	0
Natural Gas Reserves (Billion Cubic Meter)	0	0	0
Retail outlets (Number)	1608	1638	1668
LPG distributors (Number)	374	373	388
Installed capacity of refineries of crude oil (1000 tonnes / annum)			
Total	7500	7500	9500
Public sector refineries	7500	7500	9500
Private refineries	-	-	-
UTILISATION			
Crude oil production (Million metric tonnes)			
Crude oil processed	8134	7739	7875
Percentage Capacity Utilisation	108.50	103.20	105.00
LPG consumers (in '000' Number)	5389	5688	6218

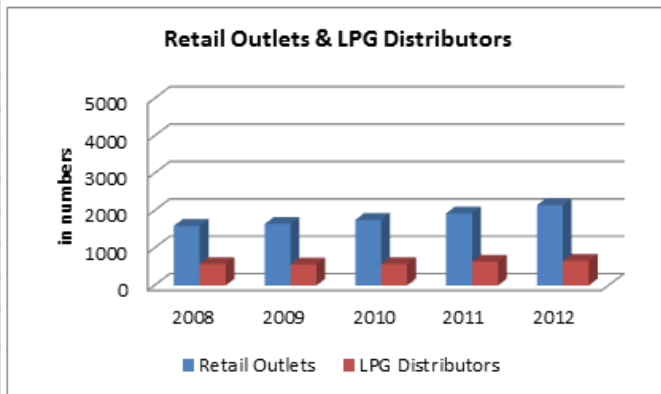
MADHYA PRADESH

PETROLEUM AND NATURAL GAS			
	2007-08	2008-09	2009-10
ACCESS			
Crude oil reserves (Million tonnes)	0	0	0
Natural Gas Reserves (Billion Cubic Meter)	0	0	0
Retail outlets (Number)	1595	1643	1756
LPG distributors (Number)	568	564	572
UTILISATION			
LPG consumers (in '000' Number)	4186	4360	4704

2010-11		2011-12	
	0		0
	0		0
	1710		1763
	418		422
	9500		9500
	9500		9500
	-		-
	8699		9472
	91.57		99.70
	6625		7022



2010-11		2011-12	
	0		0
	0		0
	1929		2147
	634		658
	5056		5980



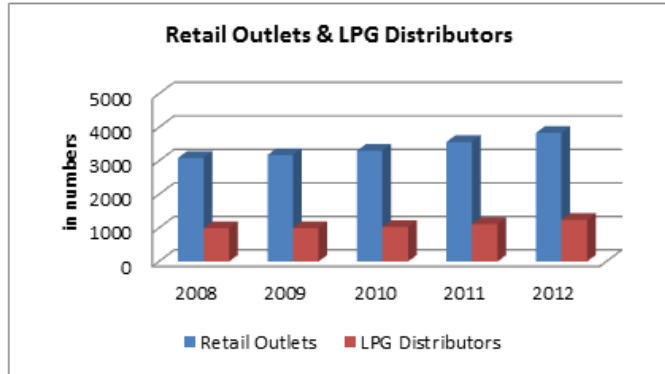
MAHARASHTRA

PETROLEUM AND NATURAL GAS			
	2007-08	2008-09	2009-10
ACCESS			
Crude oil reserves (Million tonnes)	0	0	0
Natural Gas Reserves (Billion Cubic Meter)	0	0	0
Retail outlets (Number)	3091	3178	3304
LPG distributors (Number)	996	1000	1028
Installed capacity of refineries of crude oil (1000 tonnes / annum)			
Total	17500	17500	17500
Public sector refineries	17500	17500	17500
Private refineries	0	0	0
UTILISATION			
Crude oil production (Million metric tonnes)			
Crude oil processed	20155	18914	19481
Percentage Capacity Utilisation	115.15	111.55	111.32
LPG consumers (in '000' Number)	13171	13891	14652

MANIPUR

PETROLEUM AND NATURAL GAS			
	2007-08	2008-09	2009-10
ACCESS			
Crude oil reserves (Million tonnes)	0	0	0
Natural Gas Reserves (Billion Cubic Meter)	0	0	0
Retail outlets (Number)	55	56	57
LPG distributors (Number)	31	31	35
UTILISATION			
LPG consumers (in '000' Number)	218	221	240

2010-11		2011-12	
	0		0
	0		0
	3565		3837
	1114		1241
	18500		18500
	18500		18500
	0		0
	19658		20861
	106.26		112.76
	15855		17265



2010-11		2011-12	
	0		0
	0		0
	57		58
	36		39
	254		285

MEGHALAYA

PETROLEUM AND NATURAL GAS			
	2007-08	2008-09	2009-10
ACCESS			
Crude oil reserves (Million tonnes)	0	0	0
Natural Gas Reserves (Billion Cubic Meter)	0	0	0
Retail outlets (Number)	116	122	129
LPG distributors (Number)	32	32	32
UTILISATION			
LPG consumers (in '000' Number)	109	113	117

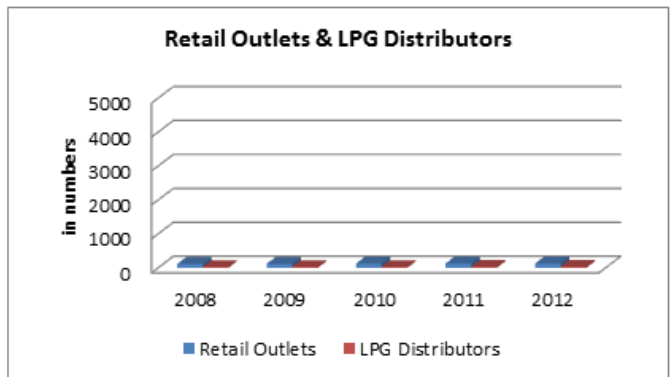
MIZORAM

PETROLEUM AND NATURAL GAS			
	2007-08	2008-09	2009-10
ACCESS			
Crude oil reserves (Million tonnes)	0	0	0
Natural Gas Reserves (Billion Cubic Meter)	0	0	0
Retail outlets (Number)	21	22	24
LPG distributors (Number)	25	25	27
UTILISATION			
LPG consumers (in '000' Number)	188	192	213

NAGALAND

PETROLEUM AND NATURAL GAS			
	2007-08	2008-09	2009-10
ACCESS			
Crude oil reserves (Million tonnes)	0	2.7	0
Natural Gas Reserves (Billion Cubic Meter)	0	0.1	0
Retail outlets (Number)	46	47	47
LPG distributors (Number)	27	27	29
LPG consumers (in '000' Number)	140	144	155

2010-11	2011-12
0	0
0	0
132	134
34	36
138	156



2010-11	2011-12
0	0
0	0
25	26
28	33
223	242

2010-11	2011-12
0	2.7
0	0.1
50	52
31	33
168	186

ODISHA

PETROLEUM AND NATURAL GAS			
	2007-08	2008-09	2009-10
ACCESS			
Crude oil reserves (Million tonnes)	0	0	0
Natural Gas Reserves (Billion Cubic Meter)	0	0	0
Retail outlets (Number)	911	929	969
LPG distributors (Number)	185	189	195
UTILISATION			
LPG consumers (in '000' Number)	1478	1535	1648

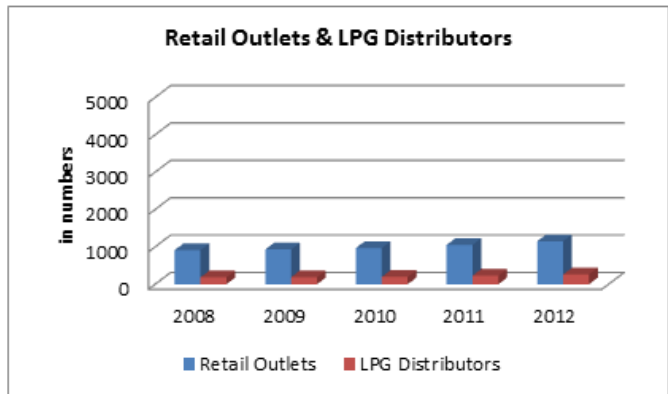
PUNJAB

PETROLEUM AND NATURAL GAS			
	2007-08	2008-09	2009-10
ACCESS			
Crude oil reserves (Million tonnes)	0	0	0
Natural Gas Reserves (Billion Cubic Meter)	0	0	0
Retail outlets (Number)	2613	2652	2708
LPG distributors (Number)	420	425	438
UTILISATION			
LPG consumers (in '000' Number)	4682	5021	5321

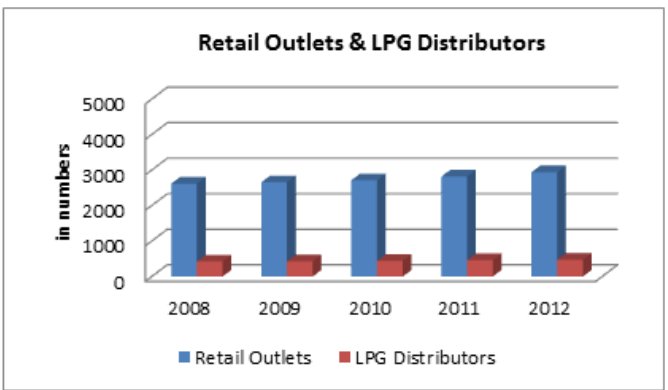
RAJASTHAN

PETROLEUM AND NATURAL GAS			
	2007-08	2008-09	2009-10
ACCESS			
Crude oil reserves (Million tonnes) *	424.6	430.0	425.3
Natural Gas Reserves (Billion Cubic Meter)	393.0	414.7	446.9
Retail outlets (Number)	2286	2343	2416
LPG distributors (Number)	429	430	452
UTILISATION			
LPG consumers (in '000' Number)	4131	4405	4865
*: Rajasthan includes reserves of Bombay High Offshore and JVC for both crude oil & natural gas till 2010-11			

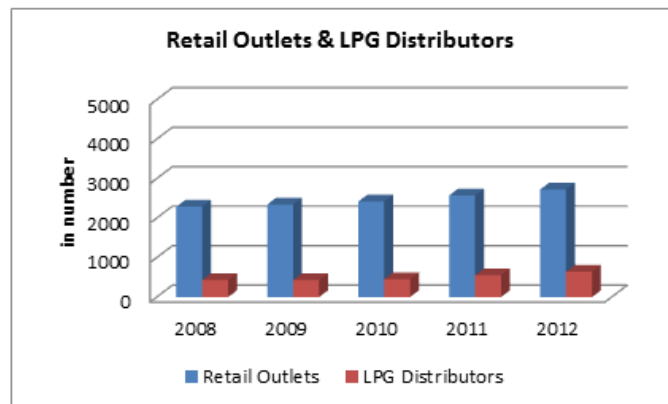
2010-11	2011-12
0	0
0	0
1052	1152
230	262
1822	2036



2010-11	2011-12
0	0
0	0
2814	2934
455	469
5612	5841



2010-11	2011-12
403.6	68.9
420.9	12.1
2572	2720
549	635
5602	6364



SIKKIM

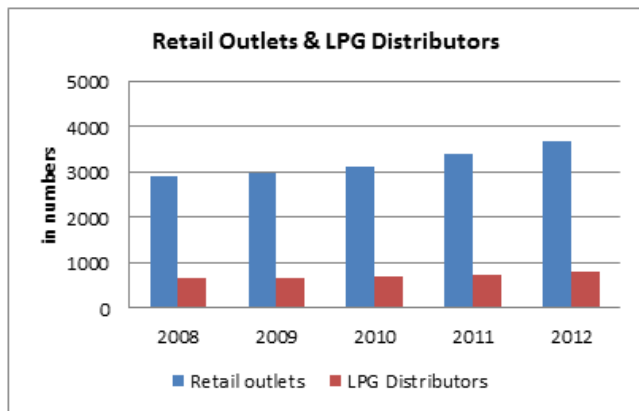
PETROLEUM AND NATURAL GAS			
	2007-08	2008-09	2009-10
ACCESS			
Crude oil reserves (Million tonnes)	0	0	0
Natural Gas Reserves (Billion Cubic Meter)	0	0	0
Retail outlets (Number)	28	29	28
LPG distributors (Number)	8	8	8
UTILISATION			
LPG consumers (in '000' Number)	114	120	130

TAMIL NADU

PETROLEUM AND NATURAL GAS			
	2007-08	2008-09	2009-10
ACCESS			
Crude oil reserves (Million tonnes)	8.0	7.9	7.8
Natural Gas Reserves (Billion Cubic Meter)	27.8	27.0	34.3
Retail outlets (Number)	2904	2969	3118
LPG distributors (Number)	660	656	696
Installed capacity of refineries of crude oil (1000 tonnes / annum)			
Total	10500	10500	10500
Public sector refineries	10500	10500	10500
Private refineries	0	0	0
UTILISATION			
Crude oil production (Million metric tonnes)			
Crude oil processed	10266	10136	10097
Percentage Capacity Utilisation	97.78	96.53	96.2
LPG consumers (in '000' Number)	9996	10613	11736

2010-11	2011-12
0	0
0	0
31	34
8	8
141	173

2010-11	2011-12
8.5	8.9
36.9	39.3
3401	3694
738	817
11500	11500
11500 0	11500 0
10807	10565
94.0	91.9
13049	13637



TRIPURA

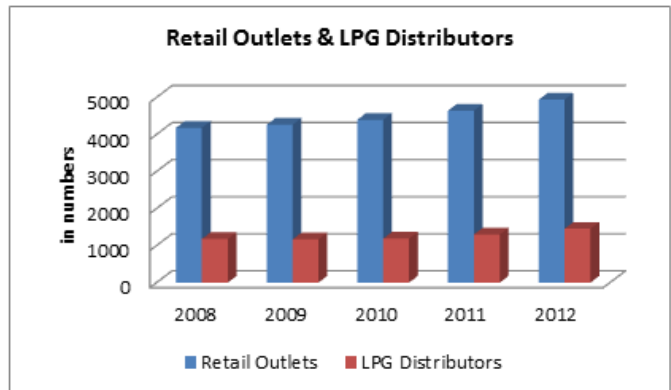
PETROLEUM AND NATURAL GAS			
ACCESS			
	2007-08	2008-09	2009-10
Crude oil reserves (Million tonnes)	0	0.1	0
Natural Gas Reserves (Billion Cubic Meter)	0	32.5	0
Retail outlets (Number)	38	41	42
LPG distributors (Number)	29	29	30
UTILISATION			
LPG consumers (in '000' Number)	256	261	260

UTTAR PRADESH

PETROLEUM AND NATURAL GAS			
	2007-08	2008-09	2009-10
ACCESS			
Crude oil reserves (Million tonnes)	0	0	0
Natural Gas Reserves (Billion Cubic Meter)	0	0	0
Retail outlets (Number)	4178	4262	4395
LPG distributors (Number)	1177	1166	1185
Installed capacity of refineries of crude oil (1000 tonnes / annum)			
Total	8000	8000	8000
Public sector refineries	8000	8000	8000
Private refineries	0	0	0
UTILISATION			
Crude oil production (Million metric tonnes)			
Crude oil processed	8033	8601	8107
Percentage Capacity Utilisation	100.4	107.5	101.3
LPG consumers (in '000' Number)	10326	10324	11826

2010-11	2011-12
0	0.1
0	36.0
43	45
29	35
295	332

2010-11	2011-12
0	0.00
0	0
4643	4937
1299	1453
8000	8000
8000	8000
0	0
8880	8202
111.00	102.53
13011	14591



UTTARAKHAND

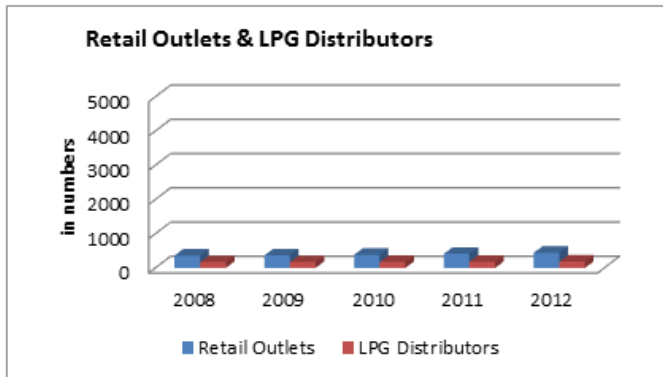
PETROLEUM AND NATURAL GAS			
	2007-08	2008-09	2009-10
ACCESS			
Crude oil reserves (Million tonnes)	0	0	0
Natural Gas Reserves (Billion Cubic Meter)	0	0	0
Retail outlets (Number)	362	366	382
LPG distributors (Number)	168	169	171
UTILISATION			
LPG consumers (in '000' Number)	1512	1555	1673

WEST BENGAL

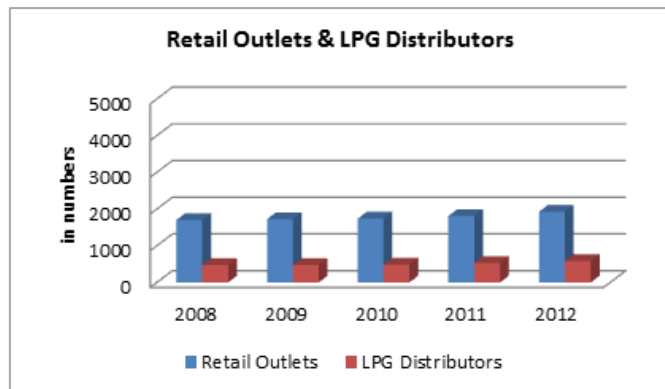
PETROLEUM AND NATURAL GAS			
	2007-08	2008-09	2009-10
ACCESS			
Crude oil reserves (Million tonnes)	0	0	0
Natural Gas Reserves (Billion Cubic Meter)*	442.83	425.44	420.44
Retail outlets (Number)	1700	1724	1737
LPG distributors (Number)	473	475	482
Installed capacity of refineries of crude oil (1000 tonnes / annum)			
Total	6000	6000	7500
Public sector refineries	6000	6000	7500
Private refineries	0	0	0
UTILISATION			
Crude oil production (Million metric tonnes)			
Crude oil processed	5715	6042	5685
Percentage Capacity Utilisation	95.3	100.7	94.8
LPG consumers (in '000' Number)	5196	5453	5905

*: Uptil 2010-11: Natural Gas Reserves of West Bengal were included in Eastern Offshore

2010-11	2011-12
0	0
0	0
413	439
178	181
1824	1980



2010-11	2011-12
0	0
535.66	14.27
1808	1925
530	580
7500	7500
7500	7500
0	0
6878	8072
91.70	107.63
6523	7383



ANDAMAN & NICOBAR ISLANDS

PETROLEUM AND NATURAL GAS			
	2007-08	2008-09	2009-10
ACCESS			
Crude oil reserves (Million tonnes)	0	0	0
Natural Gas Reserves (Billion Cubic Meter)	0	0	0
Retail outlets (Number)	6	7	9
LPG distributors (Number)	4	4	4
UTILISATION			
LPG consumers (in '000' Number)	53	66	68

CHANDIGARH

PETROLEUM AND NATURAL GAS			
	2007-08	2008-09	2009-10
ACCESS			
Crude oil reserves (Million tonnes)	0	0	0
Natural Gas Reserves (Billion Cubic Meter)	0	0	0
Retail outlets (Number)	43	43	40
LPG distributors (Number)	28	28	28
UTILISATION			
LPG consumers (in '000' Number)	320	337	352

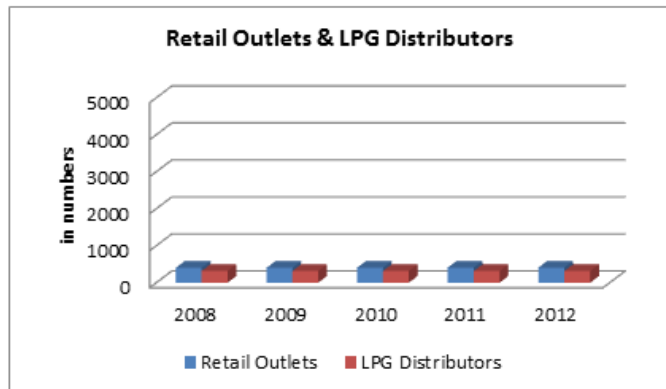
DELHI

PETROLEUM AND NATURAL GAS			
	2007-08	2008-09	2009-10
ACCESS			
Crude oil reserves (Million tonnes)	0	0	0
Natural Gas Reserves (Billion Cubic Meter)	0	0	0
Retail outlets (Number)	402	401	407
LPG distributors (Number)	316	314	314
UTILISATION			
LPG consumers (in '000' Number)	4138	4252	4429

2010-11	2011-12
0	0
0	0
9	9
5	5
59	63

2010-11	2011-12
0	0
0	0
41	41
27	27
366	380

2010-11	2011-12
0	0
0	0
409	408
314	316
4615	5073



DADRA & NAGAR HAVELI

PETROLEUM AND NATURAL GAS			
	2007-08	2008-09	2009-10
ACCESS			
Crude oil reserves (Million tonnes)	0	0	0
Natural Gas Reserves (Billion Cubic Meter)	0	0	0
Retail outlets (Number)	11	12	13
LPG distributors (Number)	1	1	2
UTILISATION			
LPG consumers (in '000' Number)	34	39	44

DAMAN & DIU

PETROLEUM AND NATURAL GAS			
	2007-08	2008-09	2009-10
ACCESS			
Crude oil reserves (Million tonnes)	0	0	0
Natural Gas Reserves (Billion Cubic Meter)	0	0	0
Retail outlets (Number)	15	18	19
LPG distributors (Number)	2	2	2
UTILISATION			
LPG consumers (in '000' Number)	44	45	49

LAKSHADWEEP

PETROLEUM AND NATURAL GAS			
	2007-08	2008-09	2009-10
ACCESS			
Crude oil reserves (Million tonnes)	0	0	0
Natural Gas Reserves (Billion Cubic Meter)	0	0	0
Retail outlets (Number)	0	0	0
LPG distributors (Number)	1	1	1
UTILISATION			
LPG consumers (in '000' Number)	3	3	3

2010-11	2011-12
0	0
0	0
15	16
2	2
68	55

2010-11	2011-12
0	0
0	0
21	21
2	2
33	56

2010-11	2011-12
0	0
0	0
0	0
1	1
3	2

PUDUCHERRY

PETROLEUM AND NATURAL GAS			
	2007-08	2008-09	2009-10
ACCESS			
Crude oil reserves (Million tonnes)	0	0	0
Natural Gas Reserves (Billion Cubic Meter)	0	0	0
Retail outlets (Number)	103	105	122
LPG distributors (Number)	18	18	17
UTILISATION			
LPG consumers (in '000' Number)	252	267	297

2010-11	2011-12
0	0
0	0
131	136
19	19
311	323

