

## सारणी संख्या 5.1 - धात्विक खनिज उत्पादन

Table No. 5.1 - Metallic Minerals Production

	अप्रैल	मई	जून	जुलाई	अगस्त	सितम्बर	अक्टूबर	नवम्बर	दिसम्बर	जनवरी	फरवरी	मार्च
	Apr	May	Jun	Jul	Aug	Sep	Oct	Nov	Dec	Jan	Feb	Mar
<b>Bauxite(000 Tonnes)</b>												<b>000 Vu</b>
2005-06	980	792	103	929	889	936	1183	1031	1118	1223	1028	1199
2006-07	1088	1193	868	1035	792	1085	1267	1635	1500	1535	1560	1880
2007-08	2097	1868	1587	1692	1167							
<b>Chromite (000 Tonnes)</b>												<b>000 Vu</b>
2005-06	206	335	313	226	190	176	236	282	294	334	365	476
2006-07	408	327	309	259	174	222	324	320	347	399	438	574
2007-08	368	503	414	314	371							
<b>Copper Ore (000 Tonnes)</b>												<b>000 Vu</b>
2005-06	235	246	232	211	219	180	206	209	219	220	221	243
2006-07	222	268	266	267	269	270	273	293	305	290	270	298
2007-08	248	237	258	269	258							
<b>Gold (Kgs)</b>												<b>000 Vu</b>
2005-06	244	270	248	252	243	291	228	209	241	228	216	211
2006-07	179	171	166	175	141	155	177	174	239	270	234	281
2007-08	228	273	259	226	262							
<b>Iron Ore ('000 tonnes)</b>												<b>000 Vu</b>
2005-06	13613	14042	11685	10545	10279	10435	11274	12421	15056	15178	14002	16743
2006-07	14572	14741	12625	11149	10767	11655	13342	14882	17526	18111	18057	19528
2007-08	18341	18553	14602	13795	12517							
<b>Lead Conc. (Tonnes)</b>												<b>000 Vu</b>
2005-06	6832	10394	7798	8110	7104	5238	8743	6997	9244	9198	7137	9729
2006-07	10097	9405	9444	8781	6775	7961	8632	7659	10643	9260	8598	9821
2007-08	9971	9894	10936	10704	10116							
<b>Manganese Ore (000 Tonnes)</b>												<b>000 Vu</b>
2005-06	175	180	184	140	157	149	169	151	176	155	171	193
2006-07	150	145	155	147	150	160	180	194	213	196	193	237
2007-08	187	224	189	197	173							
<b>Tin Conc.(Kgs)</b>												<b>000 Vu</b>
2005-06	4989	8110	9874	3702	3360	4094	4252	7771	11423	19024	18145	11213
2006-07	8552	9770	7371	4907	8562	10663	11639	12657	5585	8495	6985	7134
2007-08	4280	5427	5223	4541	5274							
<b>Zinc Conc. (Tonnes)</b>												<b>000 Vu</b>
2005-06	58787	81676	77437	77670	72814	49776	84391	69132	77362	83659	63497	87157
2006-07	84548	79403	83362	80854	74428	78407	83198	70363	85014	82677	74085	70415
2007-08	81735	87594	82945	87829	89117							

Source : Indian Bureau of Mines, Ministry of Mines

1-10 % 11-20 % 21-30 % 31-40 % 41-50 % 51-60 % 61-70 % 71-80 % 81-90 % 91-100 %

## खनिज

## Minerals

## सारणी संख्या 5.2 - अधात्विक खनिज उत्पादन

Table No. 5.2 - Non-metallic Minerals Production

	अप्रैल	मई	जून	जुलाई	अगस्त	सितम्बर	अक्टूबर	नवम्बर	दिसम्बर	जनवरी	फरवरी	मार्च
	Apr	May	Jun	Jul	Aug	Sep	Oct	Nov	Dec	Jan	Feb	Mar
<b>Ball Clay (Tonnes)</b>												<b>चूनि (वु)</b>
2005-06	19170	15748	26315	30037	36854	24724	27072	31225	43211	41041	26095	29993
2006-07	35498	33662	42340	42738	51511	41613	39109	47807	42677	41656	40681	40896
2007-08	40110	41150	51032	43942	38378							
<b>Chalk (Tonnes)</b>												<b>पूनि (वु)</b>
2005-06	13513	13868	9601	7766	8406	9706	11728	13388	13681	13469	14177	14818
2006-07	17171	15364	12010	8353	6679	12816	16368	18165	21627	20939	20239	17354
2007-08	21182	20595	17719	11511	3952							
<b>Clay (Others) (000 Tonnes)</b>												<b>फेव्हा वु (000 वु)</b>
2005-06	85	87	87	82	90	71	89	91	86	103	102	120
2006-07	108	83	88	58	52	59	44	66	71	118	56	72
2007-08	66	61	66	90	71							
<b>Dolomite (000 Tonnes)</b>												<b>मूलेनू (000 वु)</b>
2005-06	380	372	371	320	315	353	335	363	416	390	353	383
2006-07	364	370	345	349	341	340	401	426	498	488	437	453
2007-08	409	453	407	328	356							
<b>Felspar (Tonnes)</b>												<b>कूनि (वु)</b>
2005-06	25868	29346	36975	31783	26611	21108	21660	18550	28304	21729	29207	27671
2006-07	23855	27614	23886	28096	24218	27897	26652	25571	40933	41510	43443	44119
2007-08	29497	43267	29657	46834	36707							
<b>Fireclay (Tonnes)(1)</b>												<b>(1) वूकू जूनि (वु)</b>
2005-06	47204	38632	46655	35698	30591	28388	36702	51753	39167	42195	41527	36769
2006-07	53901	55355	56364	24686	33799	25043	34395	37491	46036	44245	32071	36373
2007-08	43902	51251	40286	24080	18608							
<b>Diaspore (Tonnes)</b>												<b>मूनि (वु)</b>
2005-06	1695	1960	1913	1719	2224	2319	2363	1784	2189	1935	2080	1673
2006-07	1369	1090	1204	1556	1264	1301	679	1877	1728	1930	1462	1347
2007-08	1382	1757	1973	1659	1475							
<b>Kaolin (000 Tonnes)(2)</b>												<b>(2) दूकू यु (000 वु)</b>
2005-06	85	84	87	77	69	58	97	93	95	109	106	110
2006-07	129	118	114	82	65	81	102	112	124	143	111	125
2007-08	131	153	121	83	73							

(1) Excludes the production of fire clay if any recovered incidental to coal mining.

(2) Also known as china clay.

(1) ; fn dls yk [kula evfXil g feeh dk dbZmRi ku gk k gS rls og l fefyr ugh gA

(2) phik dYsd sule l sHh tkuh tkrh gA

Contd.

## सारणी संख्या 5.2 - अधात्विक खनिज उत्पादन-समाप्त

Table No. 5.2 - Non-metallic Minerals Production-Concl'd.

	अप्रैल	मई	जून	जुलाई	अगस्त	सितम्बर	अक्टूबर	नवम्बर	दिसम्बर	जनवरी	फरवरी	मार्च
	Apr	May	Jun	Jul	Aug	Sep	Oct	Nov	Dec	Jan	Feb	Mar
<b>Kyanite (Tonnes)</b>												
2005-06	701	656	688	696	150	413	1199	425	470	553	936	815
2006-07	597	894	443	976	502	522	721	743	755	749	606	707
2007-08	802	962	611	663	145							
<b>Limekankar (Tonnes)</b>												
2005-06	8520	20038	43431	48634	40764	20511	5414	4949	18819	31271	49633	51850
2006-07	47603	62864	48822	58780	47206	40308	15188	1759	21434	18308	16761	35472
2007-08	21863	16745	24133	21898	21977							
<b>Limeshell (Tonnes)</b>												
2005-06	10019	10094	6642	5170	10019	7532	10448	8833	8660	10816	10829	10292
2006-07	11814	9713	6347	6282	9986	12397	7067	9419	6208	6348	4904	10084
2007-08	12251	15907	14333	11000	14005							
<b>Limestone ('000 tonnes)</b>												
2005-06	14580	15037	13768	13730	13395	12068	13773	13776	15219	14702	13994	15706
2006-07	15079	15360	14770	14240	12597	14131	14520	15092	15844	16105	14890	16327
2007-08	14945	16653	14944	14867	14126							
<b>Magnesite (Tonnes)</b>												
2005-06	34390	36162	36345	34925	33850	34725	28453	24299	29829	26110	17714	19580
2006-07	19072	18455	22664	22019	23326	23693	17206	22018	19507	19618	16194	18211
2007-08	19125	18791	19168	19966	18428							
<b>Quartz (Tonnes)</b>												
2005-06	21707	16030	20325	19647	20040	18141	20123	19798	17580	21648	23689	21519
2006-07	17489	16776	15936	16878	18420	18558	16559	18760	19283	24635	22180	24118
2007-08	23756	22467	20276	16467	16388							
<b>Quartzite (Tonnes)</b>												
2005-06	10833	9164	6912	6419	4582	5336	9167	11423	17167	8527	8449	9937
2006-07	7574	8685	9348	6807	7716	9512	7367	6722	6646	8531	7370	7854
2007-08	6212	4330	7617	2835	6971							
<b>Sand (Others) ( '000 Tonnes)</b>												
2005-06	271	257	250	184	36	9	3	2	41	85	100	139
2006-07	365	361	179	31	8	4	4	4	82	104	126	162
2007-08	258	225	122	79	136							
<b>Silica Sand (000 Tonnes)</b>												
2005-06	244	208	189	151	163	152	132	142	181	195	166	207
2006-07	214	213	183	139	136	134	126	164	184	218	235	247
2007-08	323	357	243	200	240							
<b>Sillimanite (Tonnes)</b>												
2005-06	1678	1989	2517	2959	2792	2625	2928	2776	3252	3309	2342	3131
2006-07	2833	2569	2829	2744	2101	3185	1798	2047	1503	2147	1391	1850
2007-08	1619	2708	4333	3905	3081							
<b>Jasper (Tonnes)</b>												
2005-06	126	25	26	85	67	28	25	49	50	47	55	48
2006-07	0	0	0	0	0	0	0	0	0	0	0	0
2007-08	0	0	0	0	0							

Source : Indian Bureau of Mines, Ministry of Mines

I=र %Hjrl; [ku C; jk [ku ealy; A

सारणी संख्या 5.3 - रासायनिक उर्वरक खनिज और बहुमूल्य व अर्धबहुमूल्य पत्थर का उत्पादन

**Table No. 5.3 - Production of Chemical Fertilizer Minerals and Precious & Semi-Precious Stones**

	अप्रैल	मई	जून	जुलाई	अगस्त	सितम्बर	अक्टूबर	नवम्बर	दिसम्बर	जनवरी	फरवरी	मार्च
	Apr	May	Jun	Jul	Aug	Sep	Oct	Nov	Dec	Jan	Feb	Mar
<b>Apatite (Tonnes)</b>	<b>, iWbV (Vu)</b>											
2005-06	1085	1063	830	356	330	322	360	300	531	1193	1266	1417
2006-07	1184	1058	921	486	289	348	310	300	747	1291	1244	1286
2007-08	1077	1162	711	364	370							
<b>Slate (Tonnes)</b>	<b>LyV (Vu)</b>											
2005-06	340	318	501	160	178	..	..	106	0	106	0	0
2006-07	0	0	2	0	0	0	0	0	0	0	0	0
2007-08	0	0	0	0	0							
<b>Fluorite(Graded) (Tonnes)</b>	<b>lyjlbV (xAM) (Vu)</b>											
2005-06	71	71	100	70	91	40	84	90	167	231	29	737
2006-07	48	0	43	0	43	43	0	475	207	547	233	1104
2007-08	1	404	408	246	353							
<b>Phosphorite (000 Tonnes)</b>	<b>QKQjlbV ( 000 Vu)</b>											
2005-06	154	109	156	95	59	76	112	124	140	130	124	57
2006-07	115	121	135	87	55	85	206	120	97	162	147	260
2007-08	216	184	136	178	143							
<b>Salt (Rock) (Tonnes)</b>	<b>ued (pWlu) (Vu)</b>											
2005-06	100	143	126	0	0	187	296	334	237	98	126	224
2006-07	32	145	124	0	22	127	205	250	206	216	224	202
2007-08	139	143	134	91	77							
<b>Diamond (Carats)</b>	<b>ghjk (dV)</b>											
2005-06	7156	6610	4258	4539	3987	2981	1671	1869	2407	2793	3083	2817
2006-07	1722	17	24	28	30	63	72	42	55	34	24	68
2007-08	70	58	7	71	32							
<b>Gypsum (000 Tonnes)</b>	<b>ftIl e (000 Vu)</b>											
2005-06	294	339	367	329	309	210	212	245	277	203	126	156
2006-07	209	299	347	217	133	108	202	195	188	318	240	280
2007-08	183	254	266	226	282							
<b>Mica Crude (Tonnes)</b>	<b>vHd vif'Ir (Vu)</b>											
2005-06	108	117	111	114	101	118	103	97	118	86	86	105
2006-07	86	103	103	80	87	101	128	117	122	165	148	152
2007-08	122	102	111	93	91							

Source : Indian Bureau of Mines, Ministry of Mines

1-1 % Hjr h [ku C, jk [ku ea; A

## खनिज

## Minerals

## सारणी संख्या 5.4 - अन्य खनिज का उत्पादन

Table No. 5.4 - Production of Other Minerals

	अप्रैल	मई	जून	जुलाई	अगस्त	सितम्बर	अक्टूबर	नवम्बर	दिसम्बर	जनवरी	फरवरी	मार्च
	Apr	May	Jun	Jul	Aug	Sep	Oct	Nov	Dec	Jan	Feb	Mar
<b>Barytes (Tonnes)</b>	<b>८५५५५ (Vu)</b>											
2005-06	96413	112177	105934	108724	144393	87954	113236	24197	34070	49089	158167	49664
2006-07	81502	89398	190136	132510	121568	94454	114941	65178	96136	213099	217853	218237
2007-08	59835	83966	91212	75066	61230							
<b>Asbestos (Tonnes)</b>	<b>५५५५५ (Vu)</b>											
2005-06	438	593	999	497	499	303	622	459	359	630	520	49
2006-07	43	33	43	28	48	41	25	27	28	39	32	26
2007-08	31	17	17	25	19							
<b>Calcite (Tonnes)</b>	<b>५५५५५ (Vu)</b>											
2005-06	7590	5576	7060	5635	3478	4842	4590	5222	5675	7960	6716	8913
2006-07	11606	12916	10047	13124	2785	5528	7601	8579	9905	8899	9601	6086
2007-08	6974	8092	8201	4947	6163							
<b>Garnet(Abrasive) (Tonnes)</b>	<b>५५५५५ (Vu)</b>											
2005-06	73902	49038	45508	49754	54279	63078	55150	45796	42720	47283	51051	83271
2006-07	67538	92391	127908	58986	62672	61356	53405	29897	64392	52451	67781	115303
2007-08	85751	99441	98732	115741	85841							
<b>Graphite R.O.M.(Tonnes)</b>	<b>५५५५५ (Vu)</b>											
2005-06	11189	6264	10099	10165	9617	10244	9326	7368	12550	12334	11038	10373
2006-07	10295	9393	11668	10003	7262	7901	8582	8287	11023	11814	13843	14035
2007-08	8305	10192	6892	8957	8723							
<b>Ochre (Tonnes)</b>	<b>५५५५५ (Vu)</b>											
2005-06	49085	93208	117501	74521	21560	16927	67598	87553	147905	91476	82165	63503
2006-07	89527	89987	84126	40341	15680	41236	80330	44446	83905	74800	72301	102175
2007-08	103191	129225	123880	52993	72401							
<b>Pyrophyllite (Tonnes)</b>	<b>५५५५५ (Vu)</b>											
2005-06	21767	18907	20223	7617	9912	10041	7527	12907	22806	16428	20872	12327
2006-07	11911	16087	15979	9884	6891	8443	6904	11310	10870	15804	16857	17738
2007-08	16966	18327	18063	15207	12295							
<b>Steatite (Tonnes)</b>	<b>५५५५५ (Vu)</b>											
2005-06	67624	56676	53307	46717	33496	34740	41573	44535	52972	60293	55272	58720
2006-07	63489	58778	51912	45334	29391	37227	45137	55663	66103	79799	67036	70595
2007-08	76567	80519	72941	52620	51200							
<b>Vermiculite (Tonnes)</b>	<b>५५५५५ (Vu)</b>											
2005-06	180	263	197	654	605	272	439	457	428	590	469	964
2006-07	1229	1062	1280	1124	361	963	289	743	657	847	680	1119
2006-07	1641	1754	1240	1006	1077							
<b>Wollastonite (Tonnes)</b>	<b>५५५५५ (Vu)</b>											
2005-06	10197	9013	11281	11579	11582	11585	9530	8829	11360	11250	10841	11535
2006-07	12826	12208	12094	11827	6330	13153	8994	10653	12296	11390	10159	9642
2007-08	9652	11441	9900	7807	12559							

Contd.

## सारणी संख्या 5.4- अन्य खनिज का उत्पादन - समाप्त

Table No. 5.4 - Production of Other Minerals-Concl'd.

	अप्रैल	मई	जून	जुलाई	अगस्त	सितम्बर	अक्टूबर	नवम्बर	दिसम्बर	जनवरी	फरवरी	मार्च
	Apr	May	Jun	Jul	Aug	Sep	Oct	Nov	Dec	Jan	Feb	Mar
<b>Dunite (Tonnes)</b>												<b>मिल (Vu)</b>
2005-06	3847	3826	3293	3020	2714	4161	2557	3133	3595	1869	2540	2260
2006-07	1893	2291	2345	1723	2455	3221	2235	2767	2352	2304	2363	2807
2007-08	2798	3447	3438	2951	2460							
<b>Felsite (Tonnes)</b>												<b>मिल (Vu)</b>
2005-06	47	82	68	60	56	56	60	56	60	60	56	56
2006-07	46	31	46	16	42	25	27	16	16	16	16	20
2007-08	16	16	16	20	18							
<b>Laterite (Tonnes)</b>												<b>मिल (Vu)</b>
2005-06	43816	76100	82214	51470	28857	40690	52046	65783	69774	79857	72297	50128
2006-07	58285	61035	98495	63350	35348	69843	75113	37660	139375	188014	147622	46135
2007-08	114331	124567	134947	93289	84407							
<b>Shale (000 Tonnes)</b>												<b>मिल (000 Vu)</b>
2005-06	256	218	200	243	251	205	217	182	235	234	234	238
2006-07	211	248	277	241	171	239	244	205	240	264	231	258
2007-08	246	276	317	355	243							

Source : Indian Bureau of Mines, Ministry of Mines

1-1-2008 तक का आंकड़ा

## सारणी संख्या 5.5 - खनिज उत्पादन के सूचकांक

Table No.5.5 - Index of Mineral Production

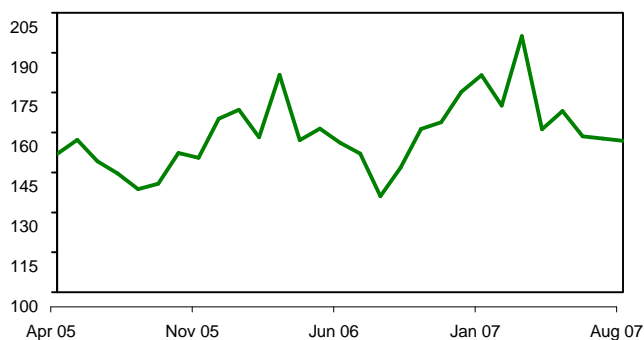
(Base: 1993-94=100/आधार: 1993-94=100)

	अप्रैल	मई	जून	जुलाई	अगस्त	सितम्बर	अक्टूबर	नवम्बर	दिसम्बर	जनवरी	फरवरी	मार्च
	Apr	May	Jun	Jul	Aug	Sep	Oct	Nov	Dec	Jan	Feb	Mar
<b>All Minerals (1000.000)</b>	<b>सभी खनिज (1000.000)</b>											
2005-06	151.9	157.2	149.2	144.7	138.7	140.8	152.3	150.5	165.2	168.6	158.3	181.6
2006-07	157.1	161.4	156.2	152.1	136.0	146.8	161.3	163.8	175.3	181.5	170.1	196.2
2007-08	161.2	168.1	158.6	157.7	156.9							
<b>Metallic &amp; non-metallic minerals (123.092)</b>	<b>धात्विक व अधात्विक खनिज (123.092)</b>											
2005-06	209.8	230.1	210.3	188.0	178.8	168.5	196.6	202.0	231.6	235.2	223.8	260.9
2006-07	238.4	232.7	217.2	195.4	171.9	192.4	225.0	232.3	260.9	276.8	271.0	309.9
2007-08	271.2	294.4	248.1	232.8	222.9							
<b>Metallic Minerals (80.765)</b>	<b>धात्विक खनिज (80.765)</b>											
2005-06	217.7	249.7	222.7	194.9	185.3	177.7	209.0	218.5	252.7	261.5	246.3	301.2
2006-07	264.1	253.1	228.1	207.0	183.9	205.6	243.1	257.9	295.5	308.0	308.9	351.5
2007-08	308.1	333.7	276.4	255.4	246.4							
<b>Non Metallic Minerals (42.327)</b>	<b>अधात्विक खनिज (42.327)</b>											
2005-06	194.6	192.8	186.7	174.8	166.5	150.9	172.9	170.5	191.4	185.1	180.7	184.0
2006-07	189.5	193.6	196.4	173.2	149.2	167.1	190.3	183.6	194.9	217.3	198.9	230.5
2007-08	200.8	219.4	194.0	189.6	178.0							
<b>Minor Minerals (19.728)</b>	<b>NMs [kt] (19-728)</b>											
2005-06	143.8	143.8	143.8	143.8	143.8	144.2	143.8	0.0	143.6	0.0	143.6	143.6
2006-07	143.6	143.6	143.6	143.6	143.6	143.6	143.6	143.6	143.6	143.6	143.6	143.6
2007-08	143.6	143.6	143.6	143.6	143.6							

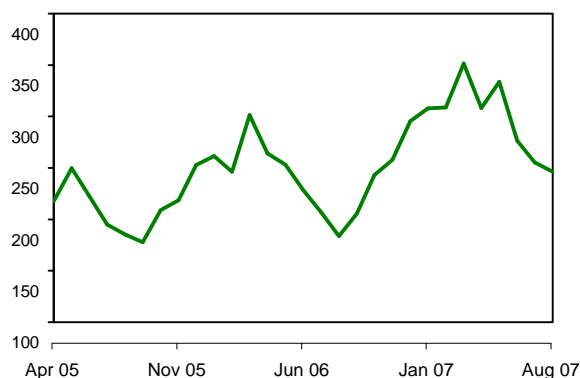
Source : Indian Bureau of Mines, Ministry of Mines

L-r % Hgrh [ku C j] [ku ealy; A

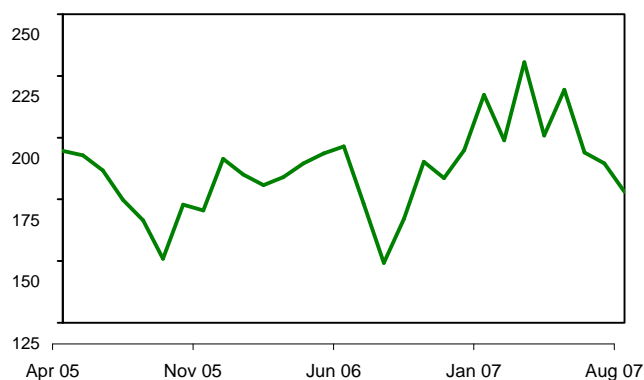
**Index of All Minerals Production (Base: 1993-94=100)**  
**सभी खनिज उत्पादन के सूचकांक (आधार: 1993-94=100)**



**Index of Metallic Minerals Production (Base: 1993-94=100)**  
**धात्विक खनिज उत्पादन के सूचकांक (आधार: 1993-94=100)**



**Index of Non-Metallic Minerals Production (Base: 1993-94=100)**  
**अधात्विक खनिज उत्पादन के सूचकांक (आधार: 1993-94=100)**



## सारणी संख्या 5.6 - धात्विक खनिज उत्पादन के सूचकांक

Table No. 5.6 - Index of Metallic Minerals Production

(Base: 1993-94=100/आधार: 1993-94=100)

	अप्रैल	मई	जून	जुलाई	अगस्त	सितम्बर	अक्टूबर	नवम्बर	दिसम्बर	जनवरी	फरवरी	मार्च
	Apr	May	Jun	Jul	Aug	Sep	Oct	Nov	Dec	Jan	Feb	Mar
<b>Bauxite (3.877)</b>												<b>चूनि (3-877)</b>
2005-06	212.5	171.7	222.2	201.4	192.7	203.0	256.4	223.5	242.5	265.1	222.8	260.0
2006-07	235.8	258.6	188.2	224.4	171.7	235.3	274.7	354.6	325.3	332.8	338.2	407.6
2007-08	454.7	405.0	344.1	366.8	253.0							
<b>Chromite (11.017)</b>												<b>क्रोमि (11-017)</b>
2005-06	232.5	377.6	352.3	254.6	214.1	198.2	266.4	318.2	331.2	376.6	411.3	536.5
2006-07	459.4	368.5	347.9	292.3	196.4	250.2	365.4	360.7	391.2	449.8	494.2	647.2
2007-08	414.5	566.9	466.2	354.4	418.5							
<b>Copper Ore (8.352)</b>												<b>कॉपर ऑर (8-352)</b>
2005-06	56.4	58.8	55.6	50.7	52.5	43.2	49.5	50.0	52.5	52.7	52.9	58.3
2006-07	53.1	64.3	63.8	63.9	64.5	64.6	65.5	70.2	73.0	69.4	64.6	71.3
2007-08	59.4	56.7	61.7	64.4	61.7							
<b>Gold (5.363)</b>												<b>गोल्ड (5-363)</b>
2005-06	141.0	156.1	143.4	145.7	140.5	168.2	131.8	120.8	139.3	131.8	124.9	122.0
2006-07	103.5	98.8	96.0	101.2	81.5	89.6	102.3	100.6	138.2	156.1	135.3	162.4
2007-08	131.8	157.8	149.7	130.6	151.4							
<b>Iron Ore (38.428)</b>												<b>आयरन ऑर (38-428)</b>
2005-06	273.9	282.5	235.1	212.2	206.8	210.0	226.8	249.9	302.9	305.4	281.7	336.9
2006-07	293.2	296.6	254.0	224.3	216.6	234.5	268.5	299.4	352.6	364.4	363.3	392.9
2007-08	369.0	373.3	293.8	277.6	251.8							
<b>Lead Conc. (1.650)</b>												<b>लीड कंस (1-650)</b>
2005-06	152.2	231.6	173.8	180.7	158.3	116.7	194.8	155.9	206.0	205.0	159.0	216.8
2006-07	225.0	209.6	210.4	195.7	151.0	177.4	192.3	170.7	237.1	206.3	191.6	218.8
2007-08	222.2	220.4	243.7	238.5	225.4							
<b>Manganese Ore (6.122)</b>												<b>मैंगनीस ऑर (6-122)</b>
2005-06	124.1	127.1	130.0	99.1	111.2	105.2	119.5	107.0	124.6	109.3	120.9	136.3
2006-07	105.9	102.4	109.4	104.0	106.3	113.3	127.6	137.5	150.7	138.8	136.4	168.0
2007-08	132.0	158.5	133.8	139.5	122.7							
<b>Tin Conc. (0.055)</b>												<b>टिन कंस (0-055)</b>
2005-06	47.0	76.4	93.1	34.9	31.7	38.6	40.1	73.2	107.6	179.3	171.0	105.7
2006-07	80.6	92.1	69.5	46.2	80.7	100.5	109.7	119.3	52.6	80.1	65.8	67.2
2007-08	40.3	51.1	49.2	42.8	49.7							
<b>Zinc Conc. (5.897)</b>												<b>ज़िंक कंस (5-897)</b>
2005-06	243.1	337.8	320.3	321.2	301.2	205.9	349.0	285.9	320.0	346.0	262.6	360.5
2006-07	349.7	328.4	344.8	334.4	307.8	324.3	344.1	291.0	351.6	341.9	306.4	291.2
2007-08	338.0	362.3	343.1	363.2	368.6							

Source : Indian Bureau of Mines, Ministry of Mines

I=र % Hjrth [ku C, jh [ku ealy; A



## सारणी संख्या 5.7 - अधात्विक खनिज उत्पादन के सूचकांक

Table No. 5.7 - Index of Non--Metallic minerals Production

(Base: 1993-94=100/आधार : 1993-94=100)

	अप्रैल	मई	जून	जुलाई	अगस्त	सितम्बर	अक्टूबर	नवम्बर	दिसम्बर	जनवरी	फरवरी	मार्च
	Apr	May	Jun	Jul	Aug	Sep	Oct	Nov	Dec	Jan	Feb	Mar
<b>Ball Clay (0.184)</b>												<b>cbW feWh (0-184)</b>
2005-06	62.6	51.4	85.9	98.1	120.3	80.7	88.4	101.9	141.1	134.0	85.2	97.9
2006-07	115.9	109.9	138.2	139.5	168.2	135.9	127.7	156.1	139.3	136.0	132.8	133.5
2007-08	131.0	134.4	166.6	143.5	125.3							
<b>Chalk (0.105)</b>												<b>pW (0-105)</b>
2005-06	148.2	152.1	105.3	85.2	92.2	106.5	128.7	146.9	150.1	147.8	155.5	162.6
2006-07	188.4	168.5	131.8	91.6	73.3	140.6	179.6	199.3	237.2	229.7	222.0	190.4
2007-08	232.4	225.9	194.4	126.3	43.4							
<b>Clay (Others) (0.006)</b>												<b>feWh (vU) (0-006)</b>
2005-06	2402.3	2458.1	2480.7	2318.9	2562.8	2016.5	2535.7	2588.2	2452.3	2928.4	2905.8	3398.8
2006-07	3071.3	2365.0	2487.0	1645.4	1476.2	1685.7	1255.2	1866.7	2000.8	3349.7	1566.7	2036.3
2007-08	1878.6	1727.6	1872.1	2556.2	2005.5							
<b>Dolomite (3.082)</b>												<b>My kLbV (3-082)</b>
2005-06	132.4	129.7	129.3	111.7	109.9	123.2	116.8	126.6	145.1	135.8	123.0	133.3
2006-07	126.8	129.1	120.3	121.7	118.7	118.3	139.8	148.6	173.5	169.9	152.2	157.9
2007-08	142.4	158.0	142.0	114.3	124.2							
<b>Felspar (0.042)</b>												<b>QSl ij (0-042)</b>
2005-06	356.2	404.1	509.1	437.6	366.4	290.6	298.2	255.4	389.7	299.2	402.1	381.0
2006-07	328.5	380.2	328.9	386.8	333.4	384.1	367.0	352.1	563.6	571.5	598.1	607.4
2007-08	406.1	595.7	408.3	644.8	505.4							
<b>Fireclay (0.170)</b>												<b>vk jkl feWh (0-170)</b>
2005-06	132.4	108.4	130.9	100.1	85.8	79.6	103.0	145.2	109.9	118.4	116.5	103.1
2006-07	151.2	155.3	158.1	69.2	94.8	70.2	96.5	105.2	129.1	124.1	90.0	102.0
2007-08	123.1	143.8	113.0	67.5	52.2							
<b>Diaspore (0.059)</b>												<b>MbLi j (0-059)</b>
2005-06	179.8	207.9	202.9	182.3	235.8	245.9	250.6	189.2	232.1	205.2	220.6	177.4
2006-07	145.2	115.6	127.7	134.2	134.0	138.0	72.0	199.1	183.2	204.7	155.0	142.8
2007-08	146.6	186.3	209.2	175.9	156.4							
<b>Kaolin (1.539)</b>												<b>dk lfyu (1-539)</b>
2005-06	157.6	155.7	161.2	143.6	127.9	107.6	180.5	173.7	176.3	202.5	196.5	204.8
2006-07	240.0	219.1	211.2	182.0	120.8	151.4	190.1	207.8	231.2	266.5	206.4	233.1
2007-08	243.1	283.8	224.3	153.9	135.5							

Contd.

## खनिज

## Minerals

सारणी संख्या 5.7 - अधात्विक खनिज उत्पादन के सूचकांक-समाप्त

Table No. 5.7 - Index of Non-metallic Minerals Production-Concl'd.

(Base: 1993-94=100/आधार :1993-94=100)

	अप्रैल	मई	जून	जुलाई	अगस्त	सितम्बर	अक्तूबर	नवम्बर	दिसम्बर	जनवरी	फरवरी	मार्च
	Apr	May	Jun	Jul	Aug	Sep	Oct	Nov	Dec	Jan	Feb	Mar
<b>Kyanite (0.023)</b>												<b>D; kbV (0-023)</b>
2005-06	78.3	73.3	76.9	77.8	16.8	46.2	134.0	47.5	52.5	61.8	104.6	91.1
2006-07	66.7	99.9	49.5	109.1	56.1	58.3	80.6	83.0	84.4	83.7	67.7	79.0
2007-08	89.6	107.5	68.3	74.1	16.2							
<b>Limekankar (0.036)</b>												<b>dlj puk (0-036)</b>
2005-06	82.9	195.0	422.7	473.3	396.7	199.6	52.7	48.2	183.2	304.3	483.1	504.6
2006-07	463.3	611.8	475.2	572.1	459.4	392.3	147.8	17.1	208.6	178.2	163.1	345.2
2007-08	212.8	163.0	234.9	213.1	213.9							
<b>Limeshell (0.083)</b>												<b>puk 'ly (0-083)</b>
2005-06	121.7	122.6	80.7	62.8	121.7	91.5	126.9	107.3	105.2	131.3	131.5	125.0
2006-07	143.4	117.9	77.1	76.3	121.3	150.5	85.8	114.4	75.4	77.1	59.5	122.4
2007-08	148.8	193.1	174.0	133.6	170.1							
<b>Limestone (25.010)</b>												<b>pws dk i Hlj (25-010)</b>
2005-06	210.4	217.0	198.7	198.1	193.3	174.1	198.7	199.0	219.6	212.2	201.9	226.6
2006-07	217.6	221.7	213.1	205.5	181.8	203.9	209.5	217.8	228.6	232.4	214.9	235.6
2007-08	215.7	240.3	215.6	214.5	203.8							
<b>Magnesite (1.127)</b>												<b>eSul lbV (1-127)</b>
2005-06	110.2	115.8	116.4	111.9	108.4	111.2	91.2	77.8	95.6	83.6	56.8	62.7
2006-07	61.1	59.1	72.6	70.5	74.7	75.9	55.1	70.5	62.5	62.8	51.9	58.3
2007-08	61.3	60.2	61.4	64.0	59.0							
<b>Quartz (0.092)</b>												<b>DhVZ (0-092)</b>
2005-06	146.7	108.3	137.3	132.7	135.4	122.6	136.0	133.8	118.8	146.3	160.1	145.4
2006-07	118.6	113.3	107.7	114.0	124.5	125.4	109.9	126.8	130.3	166.4	149.9	162.9
2007-08	160.5	151.8	137.0	111.3	110.7							
<b>Quartzite (0.087)</b>												<b>DhVt lbV (0-087)</b>
2005-06	138.3	117.0	88.3	82.0	58.5	68.1	117.1	145.9	219.2	108.9	107.9	126.9
2006-07	96.7	110.9	119.4	86.9	98.5	121.5	94.1	85.8	84.9	108.9	94.1	100.3
2007-08	79.3	55.3	97.2	36.2	89.0							
<b>Sand (Others) (0.192)</b>												<b>jsk (vU) (0-192)</b>
2005-06	225.4	213.4	207.9	152.9	30.2	7.9	2.6	2.0	34.0	70.8	82.7	115.3
2006-07	303.4	299.8	148.3	25.8	7.1	3.5	3.5	3.5	68.2	86.6	104.3	134.2
2007-08	214.5	186.9	101.5	65.4	112.9							
<b>Silica Sand (0.620)</b>												<b>fl Ydk js (0-620)</b>
2005-06	154.1	131.0	119.2	95.3	102.9	95.9	83.5	89.8	114.3	114.6	104.9	130.3
2006-07	134.9	134.6	115.7	87.6	85.8	84.2	79.8	103.4	116.0	137.6	148.4	155.5
2007-08	203.7	225.5	153.5	126.4	151.2							
<b>Sillimanite (0.120)</b>												<b>fl ysalbV (0-120)</b>
2005-06	163.9	194.2	245.8	289.0	272.7	256.4	285.9	271.1	317.6	273.1	228.7	305.8
2006-07	276.7	250.9	276.3	268.0	205.2	311.0	175.6	199.9	146.8	209.7	135.8	180.7
2007-08	158.1	264.4	423.1	381.4	300.9							
<b>Jasper (0.005)</b>												<b>tSij (0-005)</b>
2005-06	27.2	5.4	5.6	18.4	14.5	6.1	5.4	10.6	10.8	10.2	11.9	10.4
2006-07	0.0	0.0	0.0	0.0	0.0	0.0	0.0	0.0	0.0	0.0	0.0	0.0
2007-08	0.0	0.0	0.0	0.0	0.0							

Source : Indian Bureau of Mines, Ministry of Mines

I=I % Hlj rH [ku C; jU [ku ealy; A

सारणी सं 5.8 - रासायनिक उर्वरक खनिज और बहुमूल्य व अर्धबहुमूल्य पत्थर के सूचकांक

**Table No. 5.8 - Index of Chemical Fertilizer Mineral, Precious & Semi-precious Stones**

(Base: 1993-94=100/आधार : 1993-94=100)

	अप्रैल	मई	जून	जुलाई	अगस्त	सितम्बर	अक्टूबर	नवम्बर	दिसम्बर	जनवरी	फरवरी	मार्च
	Apr	May	Jun	Jul	Aug	Sep	Oct	Nov	Dec	Jan	Feb	Mar
<b>Apatite (0.053)</b>												<b>, iN/bV (0-053)</b>
2005-06	105.4	103.3	80.7	34.6	32.1	31.3	35.0	29.2	51.6	115.9	123.0	137.7
2006-07	115.1	102.8	89.5	47.2	28.1	33.8	30.13	29.2	72.6	125.5	120.9	125.0
2007-08	104.7	112.9	69.1	35.4	36.0							
<b>Slate (0.008)</b>												<b>lyV (0-008)</b>
2005-06	40.7	38.0	59.9	19.1	21.3	0.0	0.0	12.7	22.0	0.0	0.0	0.0
2006-07	0.0	0.0	0.2	0.0	0.0	0.0	0.0	0.0	0.0	0.0	0.0	0.0
2007-08	0.0	0.0	0.0	0.0	0.0							
<b>Fluorite(Graded) (0.056)</b>												<b>[y]bV (xMM) (0-056)</b>
2005-06	19.4	19.4	27.3	19.1	24.8	10.9	22.9	24.5	45.5	62.9	7.9	200.8
2006-07	13.1	0.0	11.7	0.0	11.7	11.7	11.7	129.4	56.4	149.1	63.5	300.8
2007-08	0.3	110.1	111.2	67.0	96.2							
<b>Phosphorite (4.488)</b>												<b>QKQ]bV (4-488)</b>
2005-06	178.1	126.0	180.4	110.7	67.8	87.9	129.8	144.0	162.7	151.2	143.1	66.6
2006-07	132.8	139.6	156.7	100.8	63.4	98.2	85.6	138.7	112.4	187.4	170.8	300.7
2007-08	250.8	212.9	157.1	206.7	165.2							
<b>Salt (Rock) (0.009)</b>												<b>ued (pVWu) (0-009)</b>
2005-06	38.8	55.4	48.8	0.0	0.0	72.5	114.7	129.5	91.9	38.0	48.8	86.8
2006-07	12.4	56.2	48.1	0.0	8.5	49.2	79.5	96.9	79.8	83.7	86.8	78.3
2007-08	53.9	55.4	51.9	35.3	29.8							
<b>Diamond (0.471)</b>												<b>g]k (0-471)</b>
2005-06	446.7	412.6	265.8	283.3	248.9	186.1	104.3	116.7	150.3	174.3	192.5	175.8
2006-07	107.5	1.1	1.5	1.8	1.9	3.9	4.5	2.6	3.4	2.1	1.5	4.2
2007-87	4.4	3.6	0.4	4.4	2.0							
<b>Gypsum (1.199)</b>												<b>ft l e (1-199)</b>
2005-06	209.3	241.0	261.3	234.4	220.0	149.4	150.8	174.6	197.5	144.7	89.4	110.7
2006-07	148.6	212.6	246.8	154.7	95.0	76.9	132.8	138.6	134.0	226.0	170.8	199.3
2007-08	130.5	181.0	189.6	160.8	200.9							
<b>Mica Crude (0.078)</b>												<b>vHd l l k (0-078)</b>
2005-06	61.0	68.9	62.7	64.4	57.1	66.7	58.2	54.8	66.7	48.6	48.6	59.3
2006-07	48.6	58.2	58.2	45.2	49.2	57.1	75.7	66.1	68.9	93.2	83.6	85.9
2007-08	68.9	57.6	62.7	52.5	51.4							

Source : Indian Bureau of Mines, Ministry of Mines

L-r %H]rH [ku C, j]k [ku ealy; A

## खनिज

## Minerals

## सारणी संख्या 5.9 - अन्य खनिज के सूचकांक

Table No. 5.9 - Index of Other Minerals

(Base: 1993--94=100/आधार : 1993-94=100)

	अप्रैल	मई	जून	जुलाई	अगस्त	सितम्बर	अक्टूबर	नवम्बर	दिसम्बर	जनवरी	फरवरी	मार्च
	Apr	May	Jun	Jul	Aug	Sep	Oct	Nov	Dec	Jan	Feb	Mar
<b>Barytes (1.084)</b>	<b>सूचकांक (1-084)</b>											
2005-06	219.8	255.8	241.5	247.9	329.2	200.5	258.2	55.2	77.7	111.9	360.6	113.2
2006-07	185.8	203.8	433.5	302.1	277.2	215.3	262.1	148.6	219.2	485.8	496.7	497.6
2007-08	136.4	134.4	208.0	143.5	139.6							
<b>Asbestos (0.069)</b>	<b>सूचकांक (0-069)</b>											
2005-06	12.6	17.1	28.7	14.3	14.4	8.7	17.9	13.2	10.3	18.1	15.0	1.4
2006-07	1.2	1.0	1.2	0.8	1.4	1.2	0.7	0.8	0.8	1.1	0.9	0.8
2007-08	0.9	0.5	0.5	0.7	0.6							
<b>Calcite (0.080)</b>	<b>सूचकांक (0-080)</b>											
2005-06	128.7	94.5	119.7	95.5	59.0	82.1	77.8	88.5	96.2	134.9	113.9	151.1
2006-07	196.8	219.0	170.3	222.5	47.2	93.7	128.9	145.4	169.4	150.9	162.8	103.2
2007-08	118.2	137.2	139.0	83.9	104.5							
<b>Garnet(Abrasive) (0.044)</b>	<b>सूचकांक (0-044)</b>											
2005-06	1832.9	1216.2	1346.2	1234.0	1128.7	1564.4	1367.8	1135.8	1059.5	1172.7	1266.2	2064.3
2006-07	1675.1	2291.4	3172.3	1463.0	1554.4	1521.7	1324.5	741.5	1597.0	1300.9	1681.1	2859.7
2007-08	2126.8	2466.3	2448.7	2870.6	2129.0							
<b>Graphite R.O.M. (0.113)</b>	<b>सूचकांक (0-113)</b>											
2005-06	159.9	89.5	144.4	145.3	137.5	146.4	133.3	105.3	179.4	176.3	157.8	148.3
2006-07	147.2	134.3	166.8	143.0	103.8	112.9	122.7	118.5	157.6	168.9	197.9	200.6
2007-08	118.7	145.7	98.5	128.0	124.7							
<b>Ochre (0.073)</b>	<b>सूचकांक (0-073)</b>											
2005-06	291.0	552.6	696.6	441.8	127.8	100.4	400.8	519.1	876.9	542.3	487.1	376.5
2006-07	530.8	533.5	498.8	239.2	93.0	244.5	476.3	263.5	497.5	443.5	428.6	605.8
2007-08	611.8	766.1	734.4	314.2	429.2							
<b>Pyrophyllite (0.063)</b>	<b>सूचकांक (0-063)</b>											
2005-06	282.8	245.6	262.7	99.0	128.8	130.4	97.8	167.7	296.3	213.4	271.1	160.4
2006-07	154.7	209.0	207.6	128.4	89.5	109.7	89.7	146.9	141.2	205.3	219.0	230.4
2007-08	220.4	238.1	234.6	197.5	159.7							
<b>Steatite (0.731)</b>	<b>सूचकांक (0-731)</b>											
2005-06	192.6	161.5	151.9	133.1	112.5	99.0	118.4	126.9	150.9	169.0	157.5	167.3
2006-07	180.9	167.4	147.9	129.1	83.7	106.0	128.6	158.6	188.3	227.3	191.0	201.0
2007-08	218.1	229.4	207.8	149.9	145.8							
<b>Vermiculite (0.010)</b>	<b>सूचकांक (0-010)</b>											
2005-06	92.8	135.6	101.6	337.1	311.9	140.2	226.3	235.6	220.6	304.1	241.8	496.9
2006-07	633.5	547.4	659.8	579.4	186.1	496.4	149.0	383.0	338.7	436.6	350.5	576.8
2007-08	845.9	904.1	639.2	518.6	555.2							
<b>Wollastonite (0.133)</b>	<b>सूचकांक (0-133)</b>											
2005-06	197.3	174.4	218.2	224.0	224.1	224.1	184.4	170.8	219.8	217.6	209.7	223.2
2006-07	248.1	236.2	234.0	228.8	122.5	254.5	174.0	206.1	237.9	220.4	196.5	186.5
2007-08	186.7	221.3	191.5	151.0	243.0							

Contd.

## सारणी संख्या 5.9 - अन्य खनिज के सूचकांक-समाप्त

Table No.5.9 - Index of Other Minerals-Concl'd.

(Base: 1993-94=100/आधार : 1993-94=100)

	अप्रैल	मई	जून	जुलाई	अगस्त	सितम्बर	अक्टूबर	नवम्बर	दिसम्बर	जनवरी	फरवरी	मार्च
	Apr	May	Jun	Jul	Aug	Sep	Oct	Nov	Dec	Jan	Feb	Mar
<b>Dunite (0.037)</b>												<b>Mjlv (0-037)</b>
2005-06	267.0	265.5	228.5	209.6	188.3	288.8	177.5	217.4	249.5	129.7	176.3	156.8
2006-07	131.4	159.0	162.7	119.6	170.4	223.5	155.1	192.0	163.2	159.9	164.0	194.8
2007-08	194.2	239.2	238.6	204.8	170.7							
<b>Felsite (0.003)</b>												<b>QVlv (0-003)</b>
2005-06	58.8	102.5	85.0	75.0	70.0	70.0	75.0	70.0	75.0	75.0	70.0	70.0
2006-07	57.5	38.8	57.5	20.0	52.5	31.3	33.8	20.0	20.0	20.0	20.0	25.0
2007-08	20.0	20.0	20.0	25.0	22.5							
<b>Laterite (0.102)</b>												<b>yvjlv (0-102)</b>
2005-06	115.6	200.8	216.9	135.8	76.1	107.4	163.7	173.6	184.1	210.7	190.8	132.3
2006-07	153.8	161.0	259.9	167.1	93.3	184.3	198.2	99.4	367.7	496.0	389.5	121.7
2007-08	301.7	328.7	356.0	246.1	222.7							
<b>Perlite (0.001)</b>												<b>iylv (0-001)</b>
2005-06	142.9	61.9	0.0	0.0	0.0	0.0	9.5	14.3	95.2	114.3	81.0	61.9
2006-07	119.1	61.9	47.6	47.6	28.6	9.5	9.5	0.0	0.0	0.0	0.0	0.0
2007-08	0.0	0.0	0.0	0.0	0.0							
<b>Shale (0.021)</b>												<b>'ly (0-021)</b>
2005-06	1596.3	1359.1	1244.4	1514.7	1562.6	1275.4	1356.0	1134.6	1463.0	1457.9	1459.2	1486.1
2006-07	1314.2	1548.7	1726.3	1505.7	1067.3	1490.6	1519.0	1280.9	1499.4	1645.9	1441.5	1611.0
2007-08	1534.7	1718.5	1974.3	2213.2	1512.4							

Source : Indian Bureau of Mines, Ministry of Mines

I=lv %Hjrh [ku C,yjlv [ku ealy;A