

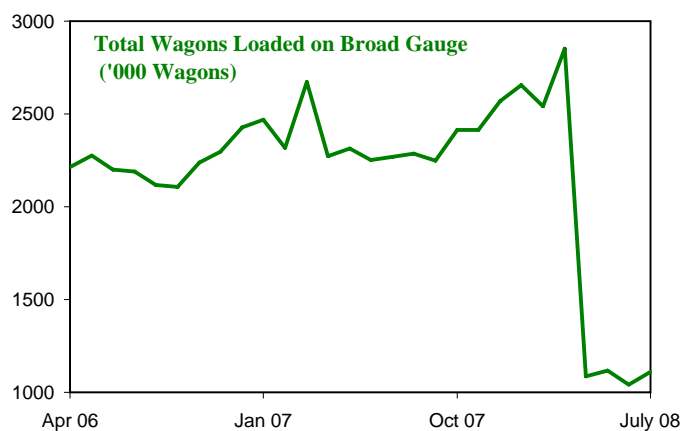
## RAILWAY TRAFFIC

## सारणी संख्या 8.1 बड़ी लाइन पर लादे गये डिब्बे

Table No- 8.1 Wagons Loaded on Broad Gauge

('000 wagons/'000 डिब्बे)

|  | अप्रैल  | मई     | जून    | जुलाई  | अगस्त  | सितम्बर | अक्टूबर | नवम्बर | दिसम्बर | जनवरी  | फरवरी  | मार्च  |
|--|---|--------|--------|--------|--------|---------|---------|--------|---------|--------|--------|--------|
|  | Apr   | May    | Jun    | Jul    | Aug    | Sep     | Oct     | Nov    | Dec     | Jan    | Feb    | Mar    |
| <b>Total wagons loaded( Total of (1) and (2) )</b> | <b>लादे गये कुल माल डिब्बे (1) और (2) का योग</b>        |        |        |        |        |         |         |        |         |        |        |        |
| 2006-07  | 2214.3  | 2275.1 | 2198.5 | 2189.8 | 2116.4 | 2107.9  | 2236.3  | 2297.2 | 2428.2  | 2469.2 | 2316.5 | 2673.4 |
| 2007-08  | 2030.1  | 2082.6 | 2171.7 | 2201.0 | 2285.3 | 2249.7  | 2413.4  | 2414.1 | 2570.5  | 2656.7 | 2540.9 | 2850.7 |
| 2008-09  | 1087.8  | 1118.4 | 1042.6 | 1111.6 | ..     |         |         |        |         |        |        |        |
| <b>1.Revenue Earning Goods Traffic(wagons)</b>     | <b>1 राजस्व अर्जक माल यातायात(डिब्बे)</b>               |        |        |        |        |         |         |        |         |        |        |        |
| 2006-07  | 2195.1  | 2254.1 | 2174.9 | 2165.4 | 2095.7 | 2090.1  | 2219.0  | 2279.8 | 2409.3  | 2448.2 | 2298.0 | 2643.5 |
| 2007-08  | 2017.2  | 2069.4 | 2159.6 | 2188.9 | 2270.6 | 2233.6  | 2395.3  | 2393.9 | 2551.0  | 2638.2 | 2516.7 | 2817.7 |
| 2008-09  | 1082.3  | 1112.4 | 1038.5 | 1106.8 | ..     |         |         |        |         |        |        |        |
| <b>2.Non-revenue Goods Traffic(wagons)</b>         | <b>2.राजस्व अर्जित न करने वाले माल यातायात (डिब्बे)</b> |        |        |        |        |         |         |        |         |        |        |        |
| 2006-07  | 19.2  | 21.0   | 23.6   | 24.4   | 20.7   | 17.8    | 17.3    | 17.4   | 18.9    | 21.0   | 18.5   | 29.9   |
| 2007-08  | 12.9  | 13.2   | 12.1   | 12.1   | 14.7   | 16.1    | 18.1    | 20.2   | 19.5    | 18.5   | 24.2   | 33.0   |
| 2008-09  | 5.5   | 5.9    | 4.1    | 4.8    | ..     |         |         |        |         |        |        |        |



## सारणी संख्या 8.1 बड़ी लाइन पर लादे गये डिब्बे (समाप्त)

Table No.- 8.1 Wagons Loaded on Broad Gauge (Concl.)

('000 wagons/'000 डिब्बे)

|  | अप्रैल  | मई    | जून   | जुलाई | अगस्त | सितम्बर | अक्टूबर | नवम्बर | दिसम्बर | जनवरी | फरवरी | मार्च  |
|--|---|-------|-------|-------|-------|---------|---------|--------|---------|-------|-------|--------|
|  | Apr   | May   | Jun   | Jul   | Aug   | Sep     | Oct     | Nov    | Dec     | Jan   | Feb   | Mar    |
| <b>1.Revenue Earning Goods Traffic</b> | <b>1. राजस्व अर्जक माल यातायात</b>              |       |       |       |       |         |         |        |         |       |       |        |
| <b>1.1 Coal and coke</b>               | <b>1.1 कोयला और कोक</b>                         |       |       |       |       |         |         |        |         |       |       |        |
| 2006-07                                | 792.4   | 823.7 | 814.2 | 795.5 | 753.9 | 733.5   | 783.5   | 825.5  | 874.3   | 920.5 | 869.2 | 958.6  |
| 2007-08                                | 737.3   | 753.5 | 814.9 | 784.3 | 807.7 | 792.3   | 863.4   | 875.7  | 925.7   | 939.2 | 879.8 | 1001.2 |
| 2008-09                                | 359.7   | 366.6 | 351.8 | 363.9 | ..    |         |         |        |         |       |       |        |
| <b>1.2 Grains and pulses</b>           | <b>1.2 अनाज और दालें</b>                        |       |       |       |       |         |         |        |         |       |       |        |
| 2006-07                                | 152.0   | 146.4 | 113.0 | 113.8 | 134.3 | 147.8   | 113.9   | 123.3  | 132.2   | 153.0 | 140.1 | 147.4  |
| 2007-08                                | 116.1   | 115.2 | 122.0 | 102.8 | 111.0 | 114.8   | 101.6   | 94.9   | 136.2   | 151.4 | 141.9 | 155.1  |
| 2008-09                                | 47.9  | 55.8  | 43.0  | 40.7  | ..    |         |         |        |         |       |       |        |
| <b>1.3 Oilseeds</b>                    | <b>1.3 तिलहन</b>                                |       |       |       |       |         |         |        |         |       |       |        |
| 2006-07                                | 5.5   | 5.4   | 2.0   | 1.8   | 2.0   | 1.8     | 1.5     | 2.1    | 3.6     | 2.6   | 3.3   | 2.8    |
| 2007-08                                | 1.2   | 1.5   | 2.0   | 2.2   | 0.9   | 0.7     | 2.4     | 3.4    | 2.7     | 3.1   | 3.5   | 2.5    |
| 2008-09                                | 1.0   | 0.7   | 0.4   | 0.6   | ..    |         |         |        |         |       |       |        |
| <b>1.4 Sugar</b>                       | <b>1.4 चीनी</b>                                 |       |       |       |       |         |         |        |         |       |       |        |
| 2006-07                                | 16.7  | 17.5  | 14.1  | 9.6   | 8.1   | 8.7     | 7.1     | 6.1    | 8.1     | 12.3  | 10.6  | 18.1   |
| 2007-08                                | 12.1  | 13.3  | 12.3  | 13.0  | 15.7  | 14.2    | 14.4    | 16.7   | 24.7    | 23.0  | 23.2  | 28.0   |
| 2008-09                                | 7.4   | 7.5   | 3.9   | 5.2   | ..    |         |         |        |         |       |       |        |
| <b>1.5 Cement</b>                      | <b>1.5 सीमेंट</b>                               |       |       |       |       |         |         |        |         |       |       |        |
| 2006-07                                | 236.1   | 241.6 | 233.7 | 211.3 | 208.0 | 227.6   | 251.6   | 224.7  | 235.9   | 243.2 | 227.6 | 273.4  |
| 2007-08                                | 224.0   | 243.8 | 224.9 | 229.2 | 227.7 | 236.8   | 267.7   | 247.1  | 254.4   | 273.3 | 266.9 | 286.0  |
| 2008-09                                | 110.3   | 107.8 | 101.4 | 106.7 | ..    |         |         |        |         |       |       |        |
| <b>1.6 Iron and steel</b>              | <b>1.6 लोहा और इस्पात</b>                       |       |       |       |       |         |         |        |         |       |       |        |
| 2006-07                                | 65.7  | 72.9  | 70.4  | 71.8  | 68.4  | 68.2    | 76.6    | 78.3   | 85.1    | 82.7  | 76.3  | 98.9   |
| 2007-08                                | 55.5  | 57.4  | 63.1  | 73.3  | 78.2  | 77.3    | 89.4    | 76.9   | 80.5    | 84.4  | 83.9  | 95.6   |
| 2008-09                                | 35.6  | 37.7  | 35.9  | 36.2  | ..    |         |         |        |         |       |       |        |
| <b>1.7 Tea</b>                         | <b>1.7 चाय</b>                                  |       |       |       |       |         |         |        |         |       |       |        |
| 2006-07                                | 0.5   | 0.5   | 0.1   | 0.4   | 0.5   | 0.6     | 0.6     | 0.7    | 0.3     | 0.4   | 0.3   | 1.5    |
| 2007-08                                | 1.2   | 1.1   | 1.2   | 1.4   | 1.8   | 0.7     | 0.7     | 0.5    | 0.2     | 0.2   | 0.2   | 0.4    |
| 2008-09                                | -   | -     | 0.2   | 0.1   | ..    |         |         |        |         |       |       |        |
| <b>1.8 Manganese and iron ores</b>     | <b>1.8 मैंगनीज और लोह अयस्क</b>                 |       |       |       |       |         |         |        |         |       |       |        |
| 2006-07                                | 378.4   | 354.6 | 356.9 | 381.3 | 371.0 | 352.2   | 396.5   | 386.1  | 414.6   | 398.5 | 379.0 | 435.7  |
| 2007-08                                | 316.3   | 320.2 | 324.5 | 358.9 | 422.8 | 409.7   | 434.3   | 457.3  | 458.3   | 474.8 | 469.1 | 522.4  |
| 2008-09                                | 251.2   | 245.8 | 212.9 | 239.4 | ..    |         |         |        |         |       |       |        |
| <b>1.9 Other goods</b>                 | <b>1.9 अन्य वस्तुएं</b>                         |       |       |       |       |         |         |        |         |       |       |        |
| 2006-07                                | 547.8   | 591.5 | 570.5 | 579.9 | 549.5 | 549.7   | 587.7   | 633.0  | 655.2   | 635.0 | 591.6 | 707.1  |
| 2007-08                                | 553.5   | 563.4 | 594.7 | 623.8 | 604.8 | 587.1   | 621.4   | 621.4  | 668.3   | 688.8 | 648.2 | 726.5  |
| 2008-09                                | 269.2   | 290.6 | 289.0 | 314.0 | ..    |         |         |        |         |       |       |        |
| <b>2.Non-revenue Goods Traffic</b>     | <b>2. राजस्व अर्जित न करने वाले माल यातायात</b> |       |       |       |       |         |         |        |         |       |       |        |
| <b>2.1 Coal and diesel(1)</b>          | <b>2.1 कोयला और डीजल (1)</b>                    |       |       |       |       |         |         |        |         |       |       |        |
| 2006-07                                | 2.6   | 4.4   | 3.4   | 2.9   | 3.0   | 2.0     | 1.5     | 2.4    | 2.4     | 2.8   | 2.6   | 1.4    |
| 2007-08                                | 0.5   | 0.5   | 1.1   | 2.4   | 1.0   | 1.3     | 1.1     | 2.3    | 2.5     | 2.2   | 2.6   | 3.7    |
| 2008-09                                | 0.7   | 1.0   | 0.7   | 0.7   | ..    |         |         |        |         |       |       |        |
| <b>2.2 Other Rly. stores</b>           | <b>2.2 अन्य वस्तुएं</b>                         |       |       |       |       |         |         |        |         |       |       |        |
| 2006-07                                | 16.6  | 16.6  | 20.2  | 21.5  | 17.7  | 15.8    | 15.8    | 15.0   | 16.5    | 18.2  | 15.9  | 28.5   |
| 2007-08                                | 12.4  | 12.7  | 11.0  | 9.7   | 13.7  | 14.8    | 17.0    | 17.9   | 17.0    | 16.3  | 21.6  | 29.3   |
| 2008-09                                | 4.8   | 4.9   | 3.4   | 4.1   | ..    |         |         |        |         |       |       |        |

Source: Railway Board

स्रोत : रेलवे बोर्ड।

1. Relates to Govt. Railways and Manufacturing Units.

1. इसका संबंध सरकारी रेलवे और विनिर्माणकारी एककों से है।

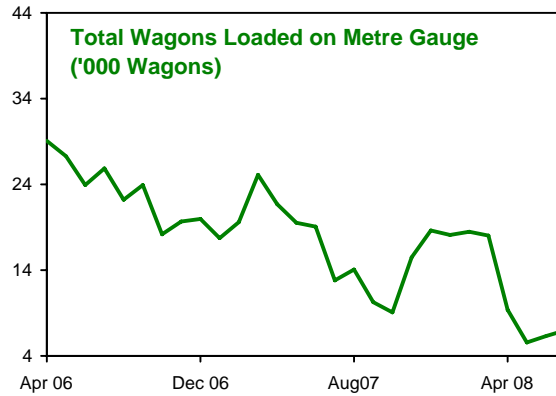
## सारणी संख्या 8.2 मीटर लाइन पर लादे गये डिब्बे

Table No.- 8.2 Wagons Loaded on Metre Gauge

('000 wagons/'000 डिब्बे)

|   | अप्रैल<br>Apr  | मई<br>May | जून<br>Jun | जुलाई<br>Jul | अगस्त<br>Aug | सितम्बर<br>Sep | अक्टूबर<br>Oct | नवम्बर<br>Nov | दिसम्बर<br>Dec | जनवरी<br>Jan | फरवरी<br>Feb | मार्च<br>Mar |
|---|--|-----------|------------|--------------|--------------|----------------|----------------|---------------|----------------|--------------|--------------|--------------|
| <b>Total wagons loaded (Total of (1) and (2) below)</b> | <b>लादे गये कुल माल डिब्बे नीचे ((1) और (2) का योग)</b>  |           |            |              |              |                |                |               |                |              |              |              |
| 2006-07   | 29.1   | 27.3      | 23.9       | 25.9         | 22.2         | 23.9           | 18.2           | 19.7          | 20.0           | 17.7         | 19.6         | 25.1         |
| 2007-08   | 21.5   | 25.5      | 19.0       | 12.8         | 14.1         | 10.3           | 9.1            | 15.5          | 18.6           | 18.1         | 18.5         | 18.0         |
| 2008-09   | 9.4  | 5.6       | 6.3        | 7.0          | ..           |                |                |               |                |              |              |              |
| <b>1.Revenue Earning Goods Traffic(wagons)</b>          | <b>1. राजस्व अर्जक माल यातायात (डिब्बे)</b>              |           |            |              |              |                |                |               |                |              |              |              |
| 2006-07   | 26.9   | 25.3      | 21.1       | 22.8         | 20.3         | 21.5           | 16.8           | 17.9          | 17.3           | 15.7         | 17.3         | 23.3         |
| 2007-08   | 19.8   | 24.0      | 17.7       | 11.4         | 12.6         | 9.2            | 8.2            | 14.6          | 17.7           | 17.3         | 17.8         | 17.0         |
| 2008-09   | 8.7  | 4.7       | 6.0        | 6.7          | ..           |                |                |               |                |              |              |              |
| <b>2.Non-revenue Goods Traffic(wagons)</b>              | <b>2. राजस्व अर्जित न करने वाले माल यातायात (डिब्बे)</b> |           |            |              |              |                |                |               |                |              |              |              |
| 2006-07   | 2.2  | 2.0       | 2.8        | 3.1          | 1.9          | 2.4            | 1.4            | 1.8           | 2.7            | 2.0          | 2.3          | 1.8          |
| 2007-08   | 1.7  | 1.5       | 1.3        | 1.4          | 1.5          | 1.1            | 0.9            | 0.9           | 0.9            | 0.8          | 0.7          | 1.0          |
| 2008-09   | 0.7  | 0.9       | 0.3        | 0.3          | ..           |                |                |               |                |              |              |              |

Contd...



## सारणी संख्या 8.2 मीटर लाइन पर लादे गये डिब्बे (समाप्त)

Table No.-8.2 Wagons Loaded on Metre Gauge (Concl.)

(000 wagons/000 डिब्बे)

|  | अप्रैल   | मई   | जून  | जुलाई | अगस्त | सितम्बर | अक्टूबर | नवम्बर | दिसम्बर | जनवरी | फरवरी | मार्च |
|--|--|------|------|-------|-------|---------|---------|--------|---------|-------|-------|-------|
|  | Apr  | May  | Jun  | Jul   | Aug   | Sep     | Oct     | Nov    | Dec     | Jan   | Feb   | Mar   |
| <b>1.Revenue Earning Goods Traffic(Wagons)</b> | <b>1. राजस्व अर्जक माल यातायात (डिब्बे)</b>            |      |      |       |       |         |         |        |         |       |       |       |
| <b>1.1Grains and pulses(Wagons)</b>            | <b>1.1 अनाज और दालें (डिब्बे)</b>                      |      |      |       |       |         |         |        |         |       |       |       |
| 2006-07  | 1.9  | 1.6  | 2.4  | 3.4   | 1.6   | 1.3     | 1.0     | 2.1    | 0.7     | 0.9   | 0.8   | 1.3   |
| 2007-08  | 0.6  | 1.2  | 0.5  | 0.5   | 0.6   | 1.2     | 0.6     | 0.6    | 0.8     | 0.9   | 1.3   | 0.4   |
| 2008-09  | 0.1  | 0.6  | 0.1  | 0.2   | ..    |         |         |        |         |       |       |       |
| <b>1.2 Sugar(Wagons)</b>                       | <b>1.2 चीनी (डिब्बे)</b>                               |      |      |       |       |         |         |        |         |       |       |       |
| 2006-07  | 1.8  | 1.6  | 0.5  | 1.3   | 1.6   | 1.4     | 0.6     | 1.1    | 1.3     | 1.3   | 0.7   | 1.0   |
| 2007-08  | 0.9  | 1.4  | 0.7  | 1.9   | 1.4   | 1.8     | 1.6     | 1.3    | 0.8     | 1.9   | 0.9   | 1.2   |
| 2008-09  | 0.3  | 0.6  | 0.5  | 0.9   | ..    |         |         |        |         |       |       |       |
| <b>1.3 Cement(Wagons)</b>                      | <b>1.3 सीमेंट (डिब्बे)</b>                             |      |      |       |       |         |         |        |         |       |       |       |
| 2006-07  | 7.2  | 5.7  | 5.7  | 4.2   | 4.4   | 5.5     | 3.4     | 1.5    | 0.3     | 0.2   | 0.2   | 0.2   |
| 2007-08  | 0.1  | 5.7  | 0.1  | 0.3   | 0.5   | 0.1     | 0.2     | 0.3    | 0.3     | 0.3   | 0.2   | -     |
| 2008-09  | 0.2  | 0.3  | 0.2  | 0.2   |       |         |         |        |         |       |       |       |
| <b>1.4 Other goods (Wagons)</b>                | <b>1.4 अन्य वस्तुएं (डिब्बे)</b>                       |      |      |       |       |         |         |        |         |       |       |       |
| 2006-07  | 16.0   | 18.0 | 12.5 | 13.9  | 12.7  | 13.3    | 11.8    | 12.1   | 15.0    | 13.3  | 15.6  | 20.8  |
| 2007-08  | 18.2   | 15.7 | 16.4 | 8.7   | 10.1  | 6.1     | 6.7     | 6.0    | 15.8    | 14.2  | 15.4  | 15.4  |
| 2008-09  | 8.1  | 3.2  | 5.2  | 6.6   | ..    |         |         |        |         |       |       |       |
| <b>2.Non-revenue Goods Traffic(Wagons)</b>     | <b>2. राजस्व अर्जित न करने वाले माल यातायात डिब्बे</b> |      |      |       |       |         |         |        |         |       |       |       |
| <b>2.1Coal and diesel(1)(Wagons)</b>           | <b>2.1 कोयला और डीजल (1)(डिब्बे)</b>                   |      |      |       |       |         |         |        |         |       |       |       |
| 2006-07  | -  | -    | -    | -     | -     | -       | -       | -      | -       | -     | -     | -     |
| 2007-08  | -  | -    | -    | -     | -     | -       | -       | -      | -       | -     | -     | -     |
| 2008-09  | -  | -    | -    | -     | ..    |         |         |        |         |       |       |       |
| <b>2.2 Other stores(wagons)</b>                | <b>2.2 अन्य वस्तुएं (डिब्बे)</b>                       |      |      |       |       |         |         |        |         |       |       |       |
| 2006-07  | 2.1  | 2.0  | 2.8  | 3.1   | 1.9   | 2.4     | 1.4     | 1.8    | 2.7     | 2.0   | 2.3   | 1.8   |
| 2007-08  | 1.7  | 1.5  | 1.3  | 1.4   | 1.5   | 1.1     | 0.9     | 0.9    | 0.9     | 0.8   | 0.7   | 1.0   |
| 2008-09  | 0.7  | 0.9  | 0.3  | 0.3   | ..    |         |         |        |         |       |       |       |

Source :Railway Board.

स्त्रोत : रेलवे बोर्ड।

1. Relates to Govt. Railways and Manufacturing Units.

1. इसका संबंध सरकारी रेलवे और विनिर्माणकारी एककों से है।

## Railway Traffic

## सारणी संख्या 8.3 रेलवे यातायात और उपार्जन

Table No.-8.3 Railway Traffic and Earnings

|  | अप्रैल                                      | मई    | जून   | जुलाई | अगस्त | सितम्बर | अक्टूबर | नवम्बर | दिसम्बर | जनवरी | फरवरी | मार्च |
|--|---|-------|-------|-------|-------|---------|---------|--------|---------|-------|-------|-------|
|  | Apr   | May   | Jun   | Jul   | Aug   | Sep     | Oct     | Nov    | Dec     | Jan   | Feb   | Mar   |
| <b>Goods traffic originating (million tonnes)</b>    | आरंभ से ले जाया गया माल यातायात (दस लाख टन) |       |       |       |       |         |         |        |         |       |       |       |
| 2006-07  | 58.1  | 59.5  | 58.2  | 57.4  | 55.3  | 55.8    | 58.8    | 61.1   | 63.6    | 65.7  | 61.7  | 72.1  |
| 2007-08  | 60.9  | 65.8  | 60.5  | 61.8  | 61.8  | 60.8    | 66.0    | 65.7   | 70.0    | 72.4  | 70.5  | 74.5  |
| 2008-09  | ..  | ..    | ..    | ..    | ..    | ..      | ..      | ..     | ..      | ..    | ..    | ..    |
| <b>Net tonne km (million)</b>                        | शुद्ध मी.टन कि.मी.(दस लाख)                  |       |       |       |       |         |         |        |         |       |       |       |
| 2006-07  | 39396                                       | 39657 | 37746 | 37202 | 35429 | 36987   | 38690   | 39670  | 41377   | 42929 | 39859 | 46009 |
| 2007-08  | 39939                                       | 41188 | 38877 | 38790 | 39478 | 39423   | 41804   | 42093  | 46140   | 47829 | 45936 | 50357 |
| 2008-09  | ..  | ..    | ..    | ..    | ..    | ..      | ..      | ..     | ..      | ..    | ..    | ..    |
| <b>Earnings from goods carried (1) (Rs.million)</b>  | भेजे गए माल से उपार्जन (1) (दस लाख रुपये)   |       |       |       |       |         |         |        |         |       |       |       |
| 2006-07  | 32215                                       | 33149 | 33223 | 32872 | 31207 | 32789   | 32501   | 35789  | 37365   | 38113 | 36739 | 43077 |
| 2007-08  | 35671                                       | 36469 | 35582 | 35512 | 35815 | 34258   | 37874   | 40282  | 43010   | 44957 | 44434 | 50287 |
| 2008-09  | ..  | ..    | ..    | ..    | ..    | ..      | ..      | ..     | ..      | ..    | ..    | ..    |
| <b>Passengers originating (million nos.)</b>         | आरंभ से ले जाए गए यात्री (दस लाख सं.)       |       |       |       |       |         |         |        |         |       |       |       |
| 2006-07  | 508.4                                       | 533.2 | 534.0 | 520.3 | 522.6 | 519.5   | 527.6   | 535.5  | 528.4   | 539.3 | 498.6 | 548.8 |
| 2007-08  | 539.5                                       | 558.2 | 549.8 | 557.6 | 553.4 | 546.4   | 560.3   | 562.9  | 562.3   | 569.5 | 539.3 | 580.2 |
| 2008-09  | ..  | ..    | ..    | ..    | ..    | ..      | ..      | ..     | ..      | ..    | ..    | ..    |
| <b>Passenger kms (million km)</b>                    | यात्री कि.मी. (दस लाख कि.मी.)               |       |       |       |       |         |         |        |         |       |       |       |
| 2006-07@   | 56496                                       | 61815 | 59320 | 57053 | 57564 | 55464   | 57013   | 57429  | 55682   | 57104 | 53294 | 59823 |
| 2007-08@   | 59962                                       | 64017 | 60546 | 60060 | 60045 | 59714   | 61677   | 61915  | 60225   | 60581 | 59277 | 64961 |
| 2008-09@   | ..  | ..    | ..    | ..    | ..    | ..      | ..      | ..     | ..      | ..    | ..    | ..    |
| <b>Earnings from passengers carried (Rs.million)</b> | यात्रियों से उपार्जन (दस लाख रुपये)         |       |       |       |       |         |         |        |         |       |       |       |
| 2006-07  | 13875                                       | 14547 | 13760 | 13194 | 13786 | 14322   | 13545   | 15243  | 14476   | 13696 | 13974 | 17183 |
| 2007-08  | 15751                                       | 16620 | 15368 | 14804 | 15201 | 16042   | 15836   | 17762  | 17025   | 15921 | 17959 | 20152 |
| 2008-09  | ..  | ..    | ..    | ..    | ..    | ..      | ..      | ..     | ..      | ..    | ..    | ..    |
| <b>Passenger train km (2) (million km)</b>           | यात्री ट्रेन किलोमीटर (2) (दस लाख कि.मी.)   |       |       |       |       |         |         |        |         |       |       |       |
| 2006-07P   | 27.9  | 29.2  | 28.4  | 28.6  | 28.6  | 27.3    | 29.0    | 28.2   | 28.8    | 28.5  | 25.6  | 27.9  |
| 2007-08P   | 28.2  | 28.2  | 28.4  | 28.8  | 28.6  | 28.4    | 28.5    | 29.5   | 29.1    | 29.5  | 27.8  | 29.2  |
| 2008-09P   | ..  | ..    | ..    | ..    | ..    | ..      | ..      | ..     | ..      | ..    | ..    | ..    |
| <b>Goods train km (2) (million km)</b>               | माल ट्रेन किलोमीटर (2) (दस लाख कि.मी.)      |       |       |       |       |         |         |        |         |       |       |       |
| 2006-07P   | 17.2  | 18.2  | 17.7  | 19.5  | 17.6  | 17.7    | 17.4    | 17.7   | 18.3    | 18.0  | 18.3  | 18.2  |
| 2007-08P   | 18.0  | 18.5  | 18.1  | 18.1  | 18.0  | 18.7    | 19.5    | 19.1   | 20.0    | 19.9  | 19.4  | 20.2  |
| 2008-09P   | ..  | ..    | ..    | ..    | ..    | ..      | ..      | ..     | ..      | ..    | ..    | ..    |
| <b>Gross earnings(1)(3)(Rs.million)</b>              | सकल उपार्जन (1) (3) (दस लाख रुपये)          |       |       |       |       |         |         |        |         |       |       |       |
| 2006-07  | 47708                                       | 49623 | 49411 | 47797 | 46975 | 50176   | 48436   | 53877  | 53687   | 55228 | 54511 | 66943 |
| 2007-08  | 53085                                       | 55366 | 53852 | 52154 | 52787 | 53354   | 56152   | 60950  | 62673   | 64332 | 68364 | 83173 |
| 2008-09  | ..  | ..    | ..    | ..    | ..    | ..      | ..      | ..     | ..      | ..    | ..    | ..    |

Source : Railway Board.

- (1) Exclude freight charges on carriage of railway stores and fuel, treated as free hauled traffic.
- (2) Include proportion of mixed traffic.
- (3) Financial information for narrow gauge also. Gross also include other coaching and sundry earnings.

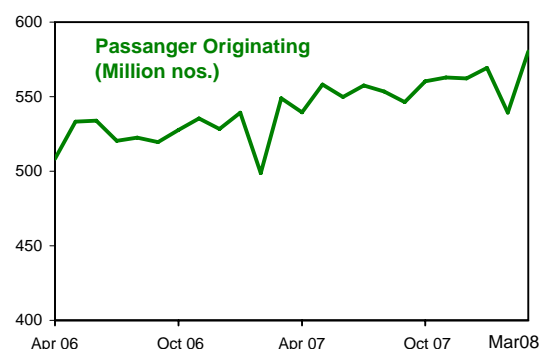
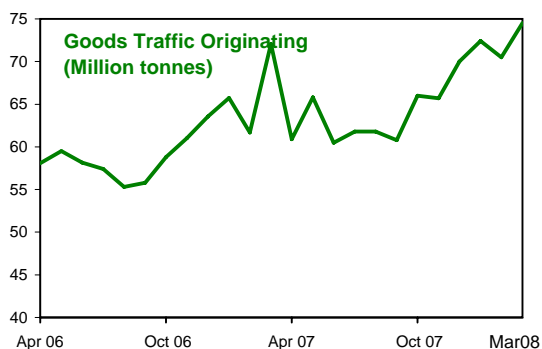
@ Estimated.

P Provisional

स्त्रोत : रेलवे बोर्ड।

- (1) इन आंकड़ों में स्टोर्स और ईंधन जिसे मुफ्त ढुलाई यातायात मान लिया गया है, सम्मिलित नहीं किया गया है।
- (2) मिश्रित यातायात का अनुपात सम्मिलित है।
- (3) इन आंकड़ों में छोटी लाइन के बारे में प्राप्त सूचना भी सम्मिलित है। सकल उपार्जन में अन्य कोचिंग और फुटकर उपार्जन सम्मिलित है।

@ अनुमानित



## Civil Aviation

## सारणी संख्या 8.4 भारतीय अनुसूचित आन्तरिक परिचालन

Table No.- 8.4 Indian Scheduled Domestic Operations

|  | अप्रैल  | मई    | जून   | जुलाई | अगस्त | सितम्बर | अक्तूबर | नवम्बर | दिसम्बर | जनवरी | फरवरी | मार्च |
|--|---|-------|-------|-------|-------|---------|---------|--------|---------|-------|-------|-------|
|  | Apr   | May   | Jun   | Jul   | Aug   | Sep     | Oct     | Nov    | Dec     | Jan   | Feb   | Mar   |
| <b>Hours performed ('000)</b>                  | <b>उड़ान के घंटे ('000)</b>                   |       |       |       |       |         |         |        |         |       |       |       |
| 2005-06  | 34.09   | 35.50 | 35.25 | 35.56 | 37.37 | 38.13   | 39.87   | 40.18  | 44.06   | 45.06 | 43.25 | 45.86 |
| 2006-07  | 46.64   | 49.31 | 47.82 | 49.59 | 49.87 | 49.85   | 55.07   | 57.29  | 59.95   | 61.41 | 58.41 | 63.52 |
| 2007-08  | 62.64   | 65.80 | 63.35 | 65.68 | 66.34 | 63.34   | 67.76   | 66.62  | 70.51   | 71.58 | 68.16 | 74.06 |
| <b>Aircraft kms Flown ('000)</b>               | <b>उड़ान की दूरी किलोमीटर ('000)</b>          |       |       |       |       |         |         |        |         |       |       |       |
| 2005-06  | 18303   | 18743 | 18792 | 18867 | 19932 | 19716   | 20884   | 21666  | 23425   | 23789 | 22665 | 25466 |
| 2006-07  | 25226   | 25912 | 25604 | 26406 | 26461 | 26994   | 30183   | 31463  | 32739   | 32546 | 30947 | 33779 |
| 2007-08  | 32916   | 34912 | 33800 | 35078 | 35510 | 34762   | 37382   | 36870  | 38911   | 39484 | 38459 | 41270 |
| <b>Passengers carried ('000 nos)</b>           | <b>यात्री ('000 संख्या)</b>                   |       |       |       |       |         |         |        |         |       |       |       |
| 2005-06  | 1682  | 1952  | 1870  | 1790  | 1849  | 1808    | 2081    | 2209   | 2480    | 2468  | 2434  | 2562  |
| 2006-07  | 2687  | 2938  | 2714  | 2551  | 2618  | 2671    | 2880    | 2983   | 3562    | 3487  | 3310  | 3392  |
| 2007-08  | 3591  | 3910  | 3692  | 3533  | 3551  | 3348    | 3630    | 3892   | 4037    | 3900  | 3583  | 3688  |
| <b>Passenger kms performed (Million)</b>       | <b>यात्री उड़ान की दूरी किलोमीटर (दस लाख)</b> |       |       |       |       |         |         |        |         |       |       |       |
| 2005-06  | 1594  | 1848  | 1788  | 1700  | 1747  | 1713    | 1977    | 2067   | 2304    | 2289  | 2254  | 2406  |
| 2006-07  | 2519  | 2761  | 2569  | 2408  | 2452  | 2523    | 2730    | 2789   | 3331    | 3237  | 3052  | 3149  |
| 2007-08  | 3302  | 3600  | 3482  | 3318  | 3311  | 3157    | 3433    | 3676   | 3812    | 3713  | 3385  | 3527  |
| <b>Passenger seat kms available (Million)</b>  | <b>यात्री उपलब्ध सीट किलोमीटर (दस लाख)</b>    |       |       |       |       |         |         |        |         |       |       |       |
| 2005-06  | 2425  | 2512  | 2555  | 2589  | 2762  | 2743    | 2911    | 3026   | 3270    | 3322  | 3221  | 3667  |
| 2006-07  | 3615  | 3717  | 3625  | 3712  | 3695  | 3770    | 4151    | 4342   | 4593    | 4588  | 4231  | 4665  |
| 2007-08  | 4578  | 4846  | 4733  | 4972  | 5057  | 4932    | 5183    | 5084   | 5334    | 5368  | 5038  | 5463  |
| <b>Tonne kms available (Million)</b>           | <b>उपलब्ध मी. टन किलोमीटर (दस लाख)</b>        |       |       |       |       |         |         |        |         |       |       |       |
| 2005-06  | 246   | 256   | 258   | 259   | 276   | 270     | 289     | 301    | 322     | 329   | 314   | 361   |
| 2006-07  | 357   | 360   | 353   | 357   | 359   | 371     | 408     | 424    | 447     | 445   | 414   | 454   |
| 2007-08  | 456   | 475   | 459   | 479   | 494   | 484     | 513     | 507    | 529     | 533   | 507   | 548   |
| <b>Passenger load factor (%)</b>               | <b>यात्री भार साधन (%)</b>                    |       |       |       |       |         |         |        |         |       |       |       |
| 2005-06  | 65.8  | 73.6  | 70.0  | 65.7  | 63.2  | 62.4    | 67.9    | 68.3   | 70.5    | 68.9  | 70.0  | 65.6  |
| 2006-07  | 69.7  | 74.3  | 70.9  | 64.9  | 66.4  | 66.9    | 65.8    | 64.2   | 72.5    | 70.6  | 72.1  | 67.5  |
| 2007-08  | 72.1  | 74.3  | 73.6  | 66.7  | 65.5  | 64.0    | 66.2    | 72.3   | 71.5    | 69.2  | 67.2  | 64.6  |
| <b>Passenger tonne kms performed (Million)</b> | <b>यात्री मी.टन किलोमीटर उड़ान (दस लाख)</b>   |       |       |       |       |         |         |        |         |       |       |       |
| 2005-06  | 137   | 159   | 155   | 149   | 152   | 148     | 173     | 182    | 200     | 203   | 196   | 210   |
| 2006-07  | 221   | 237   | 221   | 208   | 212   | 219     | 237     | 243    | 288     | 283   | 266   | 275   |
| 2007-08  | 288   | 310   | 302   | 288   | 288   | 277     | 300     | 321    | 334     | 324   | 296   | 309   |
| <b>Freight tonne kms performed (Million)</b>   | <b>भाड़ा मी. टन किलोमीटर उड़ान (दस लाख)</b>   |       |       |       |       |         |         |        |         |       |       |       |
| 2005-06  | 18  | 19    | 19    | 19    | 20    | 21      | 22      | 19     | 22      | 19    | 19    | 22    |
| 2006-07  | 19  | 20    | 19    | 19    | 21    | 22      | 21      | 22     | 22      | 21    | 21    | 25    |
| 2007-08  | 22  | 23    | 21    | 22    | 23    | 23      | 23      | 22     | 23      | 22    | 23    | 23    |
| <b>Mail tonne kms performed (Million)</b>      | <b>डाक मी. टन किलोमीटर उड़ान (दस लाख)</b>     |       |       |       |       |         |         |        |         |       |       |       |
| 2005-06  | 3   | 3     | 3     | 3     | 3     | 3       | 3       | 3      | 3       | 3     | 3     | 3     |
| 2006-07  | 2   | 2     | 2     | 3     | 2     | 1       | 1       | 2      | 2       | 2     | 1     | 2     |
| 2007-08  | 1   | 1     | 1     | 2     | 1     | 2       | 2       | 2      | 2       | 2     | 2     | 2     |
| <b>Total tonne kms performed ('Million)</b>    | <b>कुल मी. टन किलोमीटर उड़ान (दस लाख)</b>     |       |       |       |       |         |         |        |         |       |       |       |
| 2005-06  | 158   | 181   | 177   | 171   | 175   | 172     | 197     | 204    | 225     | 225   | 218   | 235   |
| 2006-07  | 242   | 259   | 242   | 230   | 236   | 242     | 259     | 266    | 312     | 305   | 289   | 301   |
| 2007-08  | 311   | 334   | 324   | 312   | 312   | 302     | 325     | 345    | 359     | 349   | 322   | 334   |
| <b>Weight load factor (%)</b>                  | <b>माल भार साधन (%)</b>                       |       |       |       |       |         |         |        |         |       |       |       |
| 2005-06  | 64.4  | 70.9  | 68.4  | 66.0  | 63.5  | 63.7    | 68.4    | 67.7   | 69.9    | 68.5  | 69.2  | 65.1  |
| 2006-07  | 67.9  | 71.8  | 68.6  | 64.5  | 65.8  | 65.3    | 63.6    | 62.8   | 69.9    | 68.6  | 69.7  | 66.4  |
| 2007-08  | 68.3  | 70.4  | 70.7  | 65.1  | 63.1  | 62.3    | 63.3    | 68.0   | 67.9    | 65.5  | 63.5  | 61.0  |

Source :Directorate General of Civil Aviation.

Data are provisional for the period April 2007 to June 2008.

स्रोत : नागर विमानन महानिदेशालय

अप्रैल 2007 से जून 2008 के आकड़े अनन्तिम हैं।

## सारणी संख्या 8.5 भारतीय अनुसूचित अन्तर्राष्ट्रीय परिचालन

Table No.-8.5 Indian Scheduled International Operations

|  | अप्रैल                                  | मई    | जून   | जुलाई | अगस्त | सितम्बर | अक्टूबर | नवम्बर | दिसम्बर | जनवरी | फरवरी | मार्च |
|--|---|-------|-------|-------|-------|---------|---------|--------|---------|-------|-------|-------|
|  | Apr                                     | May   | Jun   | Jul   | Aug   | Sep     | Oct     | Nov    | Dec     | Jan   | Feb   | Mar   |
| <b>Hours performed ('000)</b>                  | उड़ान के घंटे ('000)                    |       |       |       |       |         |         |        |         |       |       |       |
| 2005-06  | 16.09                                   | 16.30 | 17.15 | 17.59 | 18.43 | 20.19   | 19.27   | 19.19  | 20.51   | 21.16 | 18.74 | 20.67 |
| 2006-07  | 20.63                                   | 21.64 | 20.94 | 21.78 | 22.39 | 22.20   | 22.48   | 21.65  | 23.86   | 24.21 | 22.13 | 24.76 |
| 2007-08  | 24.70                                   | 25.93 | 24.40 | 25.41 | 27.82 | 27.54   | 28.42   | 28.94  | 30.12   | 31.64 | 30.64 | 33.12 |
| <b>Aircraft kms performed ('000)</b>           | उड़ान की दूरी किलोमीटर ('000)           |       |       |       |       |         |         |        |         |       |       |       |
| 2005-06  | 11058                                   | 11107 | 11985 | 12014 | 12629 | 14185   | 12984   | 13230  | 13602   | 14103 | 12714 | 13786 |
| 2006-07  | 14595                                   | 15089 | 14612 | 14935 | 15374 | 15366   | 15257   | 14801  | 16207   | 17076 | 15586 | 17323 |
| 2007-08  | 17380                                   | 17806 | 17342 | 18517 | 19871 | 19825   | 20357   | 20671  | 21460   | 22311 | 21736 | 23534 |
| <b>Passengers carried ('000 nos)</b>           | यात्री ('000 संख्या)                    |       |       |       |       |         |         |        |         |       |       |       |
| 2005-06  | 464                                     | 483   | 508   | 484   | 482   | 509     | 489     | 488    | 549     | 561   | 498   | 556   |
| 2006-07  | 593                                     | 605   | 632   | 631   | 641   | 586     | 568     | 590    | 696     | 688   | 630   | 700   |
| 2007-08  | 733                                     | 732   | 730   | 733   | 804   | 709     | 700     | 732    | 827     | 845   | 748   | 815   |
| <b>Passenger kms performed (Billion)</b>       | यात्री उड़ान की दूरी किलोमीटर (दस लाख ) |       |       |       |       |         |         |        |         |       |       |       |
| 2005-06  | 1928                                    | 2158  | 2335  | 2203  | 2128  | 2344    | 2069    | 2101   | 2416    | 2594  | 2135  | 2246  |
| 2006-07  | 2387                                    | 2424  | 2565  | 2687  | 2713  | 2374    | 2220    | 2265   | 2780    | 2833  | 2440  | 2667  |
| 2007-08  | 2637                                    | 2721  | 2774  | 2844  | 3135  | 2807    | 2771    | 3034   | 3454    | 3552  | 3108  | 3293  |
| <b>Passenger seat kms available (Billion)</b>  | यात्री उपलब्ध सीट किलोमीटर (दस लाख )    |       |       |       |       |         |         |        |         |       |       |       |
| 2005-06  | 2795                                    | 2879  | 3004  | 2947  | 3121  | 3666    | 3346    | 3368   | 3475    | 3639  | 3196  | 3514  |
| 2006-07  | 3625                                    | 3833  | 3602  | 3781  | 3856  | 3780    | 3716    | 3427   | 3767    | 3825  | 3501  | 3912  |
| 2007-08  | 3861                                    | 3935  | 3819  | 4193  | 4372  | 4465    | 4614    | 4685   | 5008    | 5156  | 4978  | 5380  |
| <b>Tonne kms available (Billion)</b>           | उपलब्ध मी. टन किलोमीटर (दस लाख )        |       |       |       |       |         |         |        |         |       |       |       |
| 2005-06  | 355                                     | 373   | 398   | 386   | 404   | 420     | 433     | 440    | 446     | 461   | 412   | 456   |
| 2006-07  | 455                                     | 485   | 442   | 476   | 500   | 492     | 486     | 431    | 495     | 501   | 459   | 511   |
| 2007-08  | 502                                     | 516   | 509   | 565   | 612   | 623     | 645     | 665    | 724     | 746   | 714   | 766   |
| <b>Passenger load factor (%)</b>               | यात्री भार साधन (%)                     |       |       |       |       |         |         |        |         |       |       |       |
| 2005-06  | 69.0                                    | 75.0  | 77.7  | 74.8  | 68.2  | 63.9    | 61.8    | 62.4   | 69.5    | 71.3  | 66.8  | 63.9  |
| 2006-07  | 65.8                                    | 63.2  | 71.2  | 71.0  | 70.4  | 62.8    | 59.7    | 66.1   | 73.8    | 74.1  | 69.7  | 68.2  |
| 2007-08  | 68.3                                    | 69.1  | 72.6  | 67.8  | 71.7  | 62.9    | 60.1    | 64.8   | 69.0    | 68.9  | 62.4  | 61.2  |
| <b>Passenger tonne kms performed (Billion)</b> | यात्री मी.टन किलोमीटर उड़ान (दस लाख )   |       |       |       |       |         |         |        |         |       |       |       |
| 2005-06  | 178                                     | 199   | 214   | 203   | 197   | 216     | 191     | 193    | 222     | 238   | 196   | 205   |
| 2006-07  | 220                                     | 224   | 237   | 248   | 250   | 219     | 205     | 209    | 257     | 261   | 225   | 247   |
| 2007-08  | 244                                     | 254   | 258   | 265   | 289   | 257     | 255     | 277    | 316     | 349   | 301   | 322   |
| <b>Freight tonne kms performed (Billion)</b>   | भाड़ा मी. टन किलोमीटर उड़ान (दस लाख )   |       |       |       |       |         |         |        |         |       |       |       |
| 2005-06  | 44                                      | 47    | 46    | 36    | 40    | 56      | 51      | 50     | 50      | 40    | 46    | 53    |
| 2006-07  | 52                                      | 51    | 46    | 50    | 48    | 50      | 53      | 48     | 52      | 46    | 46    | 64    |
| 2007-08  | 54                                      | 52    | 50    | 54    | 60    | 67      | 64      | 62     | 71      | 69    | 78    | 87    |
| <b>Mail tonne kms performed (Billion)</b>      | डाक मी. टन किलोमीटर उड़ान (दस लाख )     |       |       |       |       |         |         |        |         |       |       |       |
| 2005-06  | 1                                       | 1     | 1     | 1     | 1     | 1       | 1       | 1      | 1       | 1     | 1     | 1     |
| 2006-07  | 1                                       | 1     | 1     | 1     | 1     | 1       | 1       | 1      | 1       | 1     | 1     | 1     |
| 2007-08  | 1                                       | 1     | 1     | 1     | 1     | 1       | 2       | 2      | 4       | 2     | 2     | 2     |
| <b>Total tonne kms performed (Billion)</b>     | कुल मी. टन किलोमीटर उड़ान (दस लाख )     |       |       |       |       |         |         |        |         |       |       |       |
| 2005-06  | 224                                     | 247   | 261   | 240   | 239   | 273     | 243     | 245    | 274     | 280   | 243   | 260   |
| 2006-07  | 273                                     | 276   | 284   | 299   | 299   | 270     | 259     | 258    | 311     | 309   | 272   | 312   |
| 2007-08  | 300                                     | 308   | 309   | 321   | 351   | 326     | 321     | 341    | 390     | 420   | 381   | 410   |
| <b>Weight load factor (%)</b>                  | माल भार साधन (%)                        |       |       |       |       |         |         |        |         |       |       |       |
| 2005-06  | 63.1                                    | 66.3  | 65.6  | 62.1  | 59.0  | 64.9    | 56.0    | 55.5   | 61.3    | 60.7  | 58.9  | 57.0  |
| 2006-07  | 60.0                                    | 56.9  | 64.3  | 62.7  | 59.8  | 54.9    | 53.3    | 59.9   | 62.7    | 61.6  | 59.3  | 61.0  |
| 2007-08  | 59.6                                    | 59.6  | 60.7  | 56.8  | 57.3  | 52.3    | 49.8    | 51.2   | 53.9    | 56.3  | 53.4  | 53.6  |

Source: Directorate General of Civil Aviation

स्त्रोत : नागर-विमानन महानिदेशालय।

Data are provisional for the period April 2007 to June 2008.

अप्रैल 2007 से जून 2008 के आकड़े अनन्तिम हैं।

## सारणी संख्या 9.1 माल के साथ प्रविष्टि और भेजे गए जलयान

Table No.-9.1 Vessels Entered and Cleared with Cargoes

(‘000 NRT/‘000 एन.आर.टी)

|   | अप्रैल                                   | मई   | जून  | जुलाई | अगस्त | सितम्बर | अक्टूबर | नवम्बर | दिसम्बर | जनवरी | फरवरी | मार्च   |
|---|--|------|------|-------|-------|---------|---------|--------|---------|-------|-------|---------|
|   | Apr                                      | May  | Jun  | Jul   | Aug   | Sep     | Oct     | Nov    | Dec     | Jan   | Feb   | Mar     |
| <b>1. Foreign Trade: Tonnage entered</b>    | <b>1 विदेश व्यापार: प्रविष्टि टन भार</b> |      |      |       |       |         |         |        |         |       |       |         |
| 2005-06P                                    | 3353                                     | 4392 | 4467 | 4630  | 4965  | 4802    | 4194    | 4348   | 4326    | 4496  | 1996  | 20974 * |
| 2006-07P                                    | 4560                                     | 4637 | 5292 | 5257  | 5478  | 5496    | 2352    | 2000   | 1967    | 2279  | 2478  | 2524    |
| 2007-08P                                    | 5551                                     | 6053 | 2636 |       |       |         |         |        |         |       |       |         |
| 1.1.Tonnage through Indian vessels entered  | 1.1 प्रविष्टि भारतीय नौवहन टन भार        |      |      |       |       |         |         |        |         |       |       |         |
| 2005-06P                                    | 991                                      | 1070 | 970  | 1007  | 915   | 866     | 811     | 1056   | 1057    | 875   | 376   | 2270 *  |
| 2006-07P                                    | 664                                      | 1447 | 940  | 1167  | 1004  | 776     | 410     | 364    | 276     | 508   | 250   | 502     |
| 2007-08P                                    | 707                                      | 212  | 164  |       |       |         |         |        |         |       |       |         |
| 1.2.Tonnage through Foreign vessels entered | 1.2 प्रविष्टि विदेशी नौवहन टन भार        |      |      |       |       |         |         |        |         |       |       |         |
| 2005-06P                                    | 2362                                     | 3323 | 3498 | 3623  | 4050  | 3935    | 3383    | 3293   | 3269    | 3621  | 1620  | 18704 * |
| 2006-07P                                    | 3896                                     | 3190 | 4352 | 4090  | 4474  | 4720    | 1942    | 1636   | 1691    | 1771  | 2228  | 2022    |
| 2007-08P                                    | 4844                                     | 5841 | 2472 |       |       |         |         |        |         |       |       |         |
| <b>2. Foreign Trade: Tonnage cleared</b>    | <b>2.विदेश व्यापार: भेजे गए टन भार</b>   |      |      |       |       |         |         |        |         |       |       |         |
| 2005-06P                                    | 2995                                     | 3513 | 3149 | 3446  | 3830  | 4029    | 6286    | 4937   | 3364    | 3157  | 1321  | 1607    |
| 2006-07P                                    | 2934                                     | 2345 | 3259 | 2949  | 2853  | 2325    | 1132    | 1135   | 1135    | 1465  | 1241  | 1118    |
| 2007-08P                                    | 3832                                     | 5113 | 1888 |       |       |         |         |        |         |       |       |         |
| 2.1.Tonnage through Indian vessels cleared  | 2.1 भारतीय नौवहन से भेजे गए टन भार       |      |      |       |       |         |         |        |         |       |       |         |
| 2005-06P                                    | 197                                      | 149  | 221  | 102   | 249   | 98      | 315     | 364    | 190     | 347   | 150   | 145     |
| 2006-07P                                    | 220                                      | 187  | 227  | 218   | 174   | 223     | 44      | 56     | 67      | 155   | 221   | 60      |
| 2007-08P                                    | 139                                      | 218  | 198  |       |       |         |         |        |         |       |       |         |
| 2.2.Tonnage through Foreign vessels cleared | 2.2 विदेशी नौवहन से भेजे गए टन भार       |      |      |       |       |         |         |        |         |       |       |         |
| 2005-06P                                    | 2798                                     | 3365 | 2927 | 3344  | 3581  | 3931    | 5970    | 4572   | 3174    | 2811  | 1171  | 1462    |
| 2006-07P                                    | 2714                                     | 2158 | 3032 | 2731  | 2679  | 2102    | 1088    | 1079   | 1068    | 1310  | 1020  | 1058    |
| 2007-08P                                    | 3693                                     | 4895 | 1690 |       |       |         |         |        |         |       |       |         |
| <b>3. Coastal Trade: Tonnage entered</b>    | <b>3. तटीय व्यापार: प्रविष्टि टन भार</b> |      |      |       |       |         |         |        |         |       |       |         |
| 2005-06P                                    | 1796                                     | 2025 | 2180 | 1172  | 1809  | 1532    | 1575    | 1678   | 1467    | 1484  | 730   | 925     |
| 2006-07P                                    | 1810                                     | 2418 | 1510 | 1397  | 1604  | 1884    | 1040    | 966    | 812     | 1160  | 958   | 1215    |
| 2007-08P                                    | 3449                                     | 2589 | 1179 |       |       |         |         |        |         |       |       |         |
| 3.1.Tonnage through Indian vessels entered  | 3.1 भारतीय नौवहन से प्रविष्टि टन भार     |      |      |       |       |         |         |        |         |       |       |         |
| 2005-06P                                    | 1076                                     | 1134 | 1419 | 622   | 912   | 668     | 769     | 919    | 753     | 659   | 380   | 294     |
| 2006-07P                                    | 837                                      | 1378 | 834  | 888   | 791   | 880     | 446     | 427    | 310     | 622   | 304   | 646     |
| 2007-08P                                    | 1925                                     | 1424 | 680  |       |       |         |         |        |         |       |       |         |
| 3.2.Tonnage through Foreign vessels entered | 3.2 विदेशी नौवहन से प्रविष्टि टन भार     |      |      |       |       |         |         |        |         |       |       |         |
| 2005-06P                                    | 719                                      | 890  | 761  | 550   | 897   | 864     | 806     | 759    | 714     | 824   | 350   | 631     |
| 2006-07P                                    | 973                                      | 1040 | 676  | 509   | 813   | 1004    | 594     | 539    | 502     | 538   | 654   | 569     |
| 2007-08P                                    | 1524                                     | 1165 | 499  |       |       |         |         |        |         |       |       |         |

\* Including the figures for the entire financial year 2005-06 for Nhava sheva.

Contd.



सारणी संख्या 9.1 माल के साथ प्रविष्टि और भेजे गए जलयान -समाप्त

Table No.-9.1 Vessels Entered and Cleared with Cargoes-Concl'd.

|  | (000 NRT/000 एन.आर.टी)                    |      |      |       |       |         |         |        |         |       |       |       |
|--|---|------|------|-------|-------|---------|---------|--------|---------|-------|-------|-------|
|  | अप्रैल                                    | मई   | जून  | जुलाई | अगस्त | सितम्बर | अक्टूबर | नवम्बर | दिसम्बर | जनवरी | फरवरी | मार्च |
|  | Apr                                       | May  | Jun  | Jul   | Aug   | Sep     | Oct     | Nov    | Dec     | Jan   | Feb   | Mar   |
| <b>4. Coastal Trade: Tonnage cleared</b>           | <b>4. तटीय व्यापार: भेजे गये टन भार</b>   |      |      |       |       |         |         |        |         |       |       |       |
| 2005-06P   | 2882                                      | 2963 | 2934 | 2368  | 2394  | 2814    | 2580    | 2136   | 2528    | 2513  | 1168  | 1250  |
| 2006-07P   | 2639                                      | 1824 | 3452 | 3102  | 3286  | 3917    | 1264    | 1323   | 1431    | 1741  | 1329  | 1250  |
| 2007-08P   | 2963                                      | 2679 | 936  |       |       |         |         |        |         |       |       |       |
| <b>4.1.Tonnage through Indian vessels cleared</b>  | <b>4.1 भारतीय नौवहन से भेजे गए टन भार</b> |      |      |       |       |         |         |        |         |       |       |       |
| 2005-06P   | 1911                                      | 1581 | 1595 | 1298  | 1517  | 1521    | 1417    | 970    | 1144    | 1076  | 470   | 439   |
| 2006-07P   | 1062                                      | 605  | 1834 | 1542  | 1336  | 1721    | 492     | 578    | 527     | 559   | 424   | 274   |
| 2007-08P   | 843                                       | 880  | 174  |       |       |         |         |        |         |       |       |       |
| <b>4.2.Tonnage through Foreign vessels cleared</b> | <b>4.2 विदेशी नौवहन से भेजे गए टन भार</b> |      |      |       |       |         |         |        |         |       |       |       |
| 2005-06P   | 970                                       | 1382 | 1339 | 1070  | 878   | 1293    | 1163    | 1166   | 1384    | 1437  | 698   | 812   |
| 2006-07P   | 1577                                      | 1219 | 1618 | 1560  | 1950  | 2196    | 772     | 745    | 904     | 1182  | 905   | 812   |
| 2007-08P   | 2120                                      | 1799 | 762  |       |       |         |         |        |         |       |       |       |

Source: Directorate General of Commercial Intelligence and Statistics.

स्रोत : वाणिज्यिक जानकारी एवं सांख्यिकी महानिदेशालय।

Notes: (1). For foreign trade both Entered and Cleared with Cargoes the data for Goa, Nhavasheva, Kandla, Paradeep (May, 2006 to March 2007), Chennai (October, 2006 to March, 2007) are excluded.

(2). For Coastal trade both Entered and Cleared with Cargoes, the data for Goa, Kandla, Nhavasheva, Andhra Pradesh and Chennai (October, 2006 to March, 2007), Paradeep (May, 2006 to March, 2007) are excluded.

टिप्पणियाँ (1) विदेशी व्यापार (माल के साथ प्रविष्टि व भेजे गये माल) के आंकड़े लिए गोवा, नवाशेवा, कान्डला, पारादीप (मई 2006 से मार्च 2007) तथा चैन्नई (अक्टूबर 2006 से मार्च 2007) सम्मिलित नहीं किया गया है।

(2) तटीय व्यापार (माल के साथ प्रविष्टि व भेजे गये माल) के आंकड़े लिए गोवा, कान्डला, नवाशेवा, आंध्र प्रदेश व चैन्नई (अक्टूबर 2006 से मार्च 2007) तथा पारादीप (मई 2006 से मार्च 2007) सम्मिलित नहीं किया गया है।